

New experimental evidence that the proton develops asymptotically into a black disk

Martin M. Block¹ and Francis Halzen²

¹*Department of Physics and Astronomy, Northwestern University, Evanston, IL 60208*

²*Department of Physics, University of Wisconsin, Madison, WI 53706*

(Dated: May 1, 2022)

Recently, the Auger group has extracted the proton-air cross section from observations of air showers produced by cosmic ray protons (and nuclei) interacting in the atmosphere and converted it into measurements of the total and inelastic pp cross sections σ_{tot} and σ_{inel} at the super-LHC energy of 57 TeV. Their results reinforce our earlier conclusions that the proton becomes a black disk at asymptotic energies, a prediction reached on the basis of sub-LHC $\bar{p}p$ and pp measurements of σ_{tot} and ρ , the ratio of the real to the imaginary part of the forward scattering amplitude [M. M. Block and F. Halzen, Phys. Rev. Lett. **107**, 212002 (2011)]. The same black disk description of the proton anticipated the values of σ_{tot} and σ_{inel} measured by the TOTEM experiment at the LHC cms (center of mass) energy of $\sqrt{s} = 7$ TeV, as well as those of σ_{inel} measured by ALICE, ATLAS and CMS, as well as the ALICE measurement at 2.76 TeV. All data are consistent with a proton that is asymptotically a black disk of gluons: (i) both σ_{tot} and σ_{inel} behave as $\ln^2 s$, saturating the Froissart bound, (ii) the forward scattering amplitude becomes pure imaginary (iii) the ratio $\sigma_{\text{inel}}/\sigma_{\text{tot}} = 0.509 \pm 0.021$, compatible with the black disk value of $\frac{1}{2}$, and (iv) proton interactions become flavor blind.

PACS numbers: 12.38.Qk, 13.85.Hd, 13.85.Lg, 13.85.Tp

Introduction.—Recently, eight measurements of the pp total cross section have been made at energies beyond the Tevatron. At the LHC cms energy of 2.76 GeV, ALICE [1] has measured σ_{inel} , at the LHC cms energy of 7 TeV, ALICE [1], ATLAS [2], CMS [3] and TOTEM [4] have measured σ_{inel} ; σ_{tot} has been measured by TOTEM [4]. Most recently, the Pierre Auger Observatory has published pp cross sections for σ_{inel} and σ_{tot} at 57 TeV [5]. The goal of this note is to update the evidence for the proton asymptotically becoming a black disk of gluons, using these new experimental results.

At 2.76 TeV, the measured value of the pp cross section is:

ALICE: $\sigma_{\text{inel}} = 62.1 \pm 1.6(\text{MonteCarlo}) \pm 4.3(\text{lum.})$ mb.

At 7 TeV, the measured values are:

ALICE: $\sigma_{\text{inel}} = 72.7 \pm 1.1(\text{MonteCarlo}) \pm 5.1(\text{lum.})$ mb,

ATLAS: $\sigma_{\text{inel}} = 69.1 \pm 2.4(\text{experim.}) \pm 6.9(\text{extrapol.})$ mb,

CMS: $\sigma_{\text{inel}} = 68.0 \pm 2.0(\text{syst.}) \pm 2.4(\text{lum.}) \pm 4(\text{extrapol.})$ mb,

TOTEM: $\sigma_{\text{inel}} = 73.5 \pm 0.6(\text{stat.})^{+1.8}_{-1.3}(\text{syst.})$ mb,

TOTEM: $\sigma_{\text{tot}} = 98.3 \pm 0.2(\text{stat.}) \pm 2.8(\text{syst.})$ mb.

At 57 TeV, the measured values are:

Auger: $\sigma_{\text{inel}} = 92 \pm 7(\text{stat.})^{+9}_{-11}(\text{syst.}) \pm 7(\text{Glauber})$ mb,

Auger: $\sigma_{\text{tot}} = 133 \pm 13(\text{stat.})^{+17}_{-20}(\text{syst.}) \pm 16(\text{Glauber})$ mb.

We will show that all high energy measurements are in excellent agreement with recent predictions made by

BH (Block and Halzen) [6] using a combination of an analyticity-constrained [7] fit to sub-LHC data[8, 9] to total cross sections and ρ -values in the energy range $6 \leq \sqrt{s} \leq 1800$ GeV, together with an eikonal model[10].

We will first recall the methodology used by BH for obtaining accurate ultra-high energy extrapolations of the total and inelastic pp cross sections.

Fitting data anchored by analyticity constraints—Using analyticity constraints [7] to anchor an analytic amplitude description of pp ($\bar{p}p$) forward scattering amplitudes [11], BH [6] made accurate predictions of the high energy behavior of both their total cross sections σ_{tot} and ρ -values,

$$\sigma_{\text{tot}} \equiv \frac{4\pi}{p} \text{Im} f(\theta_L = 0), \quad (1)$$

$$\rho \equiv \frac{\text{Re} f(\theta_L = 0)}{\text{Im} f(\theta_L = 0)}, \quad (2)$$

where $f(\theta_L)$ is the pp laboratory scattering amplitude, θ_L , the laboratory scattering angle and p the laboratory momentum. Saturation of the Froissart bound here means that the total cross section σ_{tot} asymptotically behaves as $\ln^2 s$. Furthermore, the use of analyticity constraints allows one to anchor the fits to the accurate low energy cross section measurements between 4 and 6 GeV, in the spirit of FESR (Finite Energy Sum Rules) [7]. Making a local fit to the many very accurate experimental values of σ^\pm between 4 and 6 GeV, for both $\bar{p}p$ and pp , one obtains [9] fixed “anchor-points” for σ^\pm and their energy derivatives in Eq. (3) at 6 GeV, the lowest energy value of our analytic amplitude fit. The model parameterizes the even and odd (under crossing) total cross sections and ρ -values and fits 4 experimental quantities, $\sigma_{\bar{p}p}(\nu)$, $\sigma_{pp}(\nu)$, $\rho_{\bar{p}p}(\nu)$ and $\rho_{pp}(\nu)$ to the high energy ana-

lytic amplitude parameterizations [9]

$$\sigma^\pm(\nu) = \sigma^0(\nu) \pm \delta \left(\frac{\nu}{m}\right)^{\alpha-1}, \quad (3)$$

$$\rho^\pm(\nu) = \frac{1}{\sigma^\pm(\nu)} \left\{ \frac{\pi}{2} c_1 + c_2 \pi \ln \left(\frac{\nu}{m}\right) - \beta_{P'} \cot\left(\frac{\pi\mu}{2}\right) \left(\frac{\nu}{m}\right)^{\mu-1} + \frac{4\pi}{\nu} f_+(0) \pm \delta \tan\left(\frac{\pi\alpha}{2}\right) \left(\frac{\nu}{m}\right)^{\alpha-1} \right\}, \quad (4)$$

where the upper sign is for pp and the lower sign is for $\bar{p}p$, and, for high energies, $\nu/m \simeq s/2m^2$. The even amplitude cross section is given by

$$\sigma^0(\nu) \equiv \beta_{P'} \left(\frac{\nu}{m}\right)^{\mu-1} + c_0 + c_1 \ln \left(\frac{\nu}{m}\right) + c_2 \ln^2 \left(\frac{\nu}{m}\right), \quad (5)$$

with ν the laboratory energy of the incoming proton (anti-proton), m the proton mass, and the ‘Regge intercept’ $\mu = 0.5$. Note that $\nu/m = s/2m^2$, so that asymptotically, $\sigma^0 \rightarrow \ln^2 s$.

The results [9] of a *global* fit to both $\bar{p}p$ and pp ρ -values and total cross sections in the energy range $6 \leq \sqrt{s} \leq 1800$ GeV is shown in Fig. 1. As seen from Eq. (4),

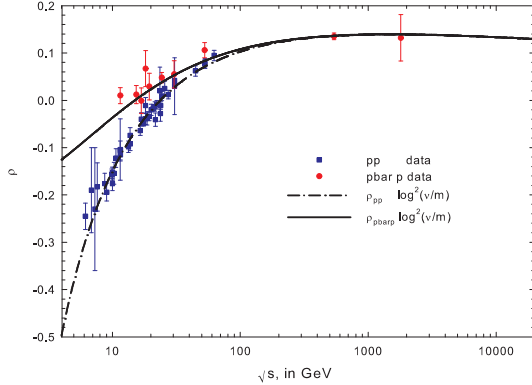


FIG. 1: Froissart-bounded analytic amplitude fits to ρ , the ratio of the real to the imaginary portion of the forward scattering amplitude, vs. \sqrt{s} , the cms energy in GeV, taken from BH [9]. The $\bar{p}p$ data used in the fit are the (red) circles and the pp data are the (blue) squares.

$\rho \rightarrow 0$ as $s \rightarrow \infty$, which is a requirement for a black disk at infinity. However, the tiny change in ρ from 0.135 at 1800 GeV to 0.132 at 14000 GeV implies that we are nowhere near asymptopia, where $\rho = 0$.

The fits for the pp and $\bar{p}p$ total cross sections are shown in Fig. 2. The dominant $\ln^2 s$ term in the total cross section σ^0 (see Eq. (5)) saturates the Froissart bound [12]; thus it controls the asymptotic behavior of the cross sections.

Two low energy constraints on $\sigma_{\text{tot}}^{\bar{p}p}$ and σ_{tot}^{pp} , together with their energy derivatives $d\sigma_{\text{tot}}^{\bar{p}p}/d\nu$ and $d\sigma_{\text{tot}}^{pp}/d\nu$ from

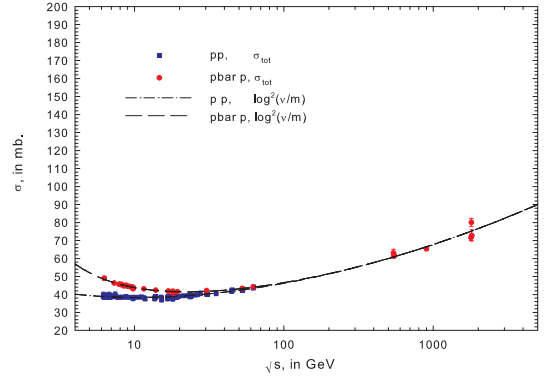


FIG. 2: Froissart-bounded analytic amplitude fits to the total cross section, σ_{tot} , for $\bar{p}p$ (dashed curve) and pp (dot-dashed curve) from Eq. (3), in mb vs. \sqrt{s} , the cms energy in GeV, taken from BH [9]. The $\bar{p}p$ data used in the fit are the (red) circles and the pp data are the (blue) squares. The fitted data were anchored by values of $\sigma_{\text{tot}}^{\bar{p}p}$ and σ_{tot}^{pp} , together with the energy derivatives $d\sigma_{\text{tot}}^{\bar{p}p}/d\nu$ and $d\sigma_{\text{tot}}^{pp}/d\nu$ at 6 GeV using FESR, as described in Ref. [9]. It should be noted that our ultra-high energy total cross section predictions that are made from our analytic amplitude fit use *only* total cross section data that are in the lower energy range $6 \leq \sqrt{s} \leq 1800$ GeV.

FESR[9]) can be fixed precisely at 6 GeV by using the many accurate low energy total cross section measurements between \sqrt{s} of 4 and 6 GeV. These FESR constraints can be used to fix the values of c_0 and $\beta_{P'}$, two of the four parameters needed to determine σ^0 , the even high energy total cross section of Eq. (5). These values of c_0 and $\beta_{P'}$, together with the 2 *globally fitted* values of c_1 and c_2 required for $\sigma^0(\nu)$ (obtained from fitting the high energy total energy cross section and ρ measurements in the energy region $6 \leq \sqrt{s} \leq 1800$ GeV), are listed in Table I. We remind the reader that only data in the energy region $6 \leq \sqrt{s} \leq 1800$ GeV are used in this global fit, together with the 4 to 6 GeV total cross section data used for the 6 GeV low energy ‘anchor points’. We note that c_2 , the coefficient of $\ln^2(s)$, is well-determined, having a statistical accuracy of $\sim 2\%$. Thus, we see from Fig. 2, that the experimental data show that a saturated Froissart bound model is accurately satisfied for total cross sections σ_{tot} for both $\bar{p}p$ and for pp in the energy interval $6 \leq \sqrt{s} \leq 1800$ GeV; this accuracy of prediction mainly results from the use of the FESR constraints on the high energy analytic amplitude fit [7].

Ultra-high energy cross total sections, for which there are no distinction between $\bar{p}p$ and pp interactions—both being given by σ^0 —are now completely predicted. For example, we obtain values for the total pp cross section of $\sigma^0 = 95.4 \pm 1.1$ mb at 7 TeV [13] and 134.8 ± 1.5 mb at 57 TeV [14], compared to the experimental values of 98.3 ± 2.9 mb and 133 ± 24 mb, respectively, where the systematic and statistical experimental errors have been

taken in quadrature.

TABLE I: Values, in mb, of the parameters needed to determine the even amplitude total cross section, $\sigma^0(\nu)$ of Eq. (5), taken from Ref. [9]; for a fuller description, see the text.

$c_0=37.32$ mb,	$\beta_{\mathcal{P}'}=37.10$ mb
$c_1=-1.440 \pm 0.070$ mb,	$c_2=0.2817 \pm 0.0064$ mb,

Determination of the inelastic cross section—The inelastic cross section, σ_{inel}^0 , is determined by numerically multiplying the ratio of the inelastic to total cross section with the fitted total cross section σ^0 . The ratio of inelastic to total cross section was determined from an eikonal model, called the ‘Aspen’ model; for details see Ref. [10] and Ref. [6].

This procedure is purely numerical; when fit by an analytic expression for the even amplitude high energy inelastic cross section $\sigma_{\text{inel}}^0(\nu)$ given by

$$\sigma_{\text{inel}}^0(\nu) \equiv \beta_{\mathcal{P}'}^{\text{inel}} \left(\frac{\nu}{m}\right)^{\mu-1} + c_0^{\text{inel}} + c_1^{\text{inel}} \ln\left(\frac{\nu}{m}\right) + c_2^{\text{inel}} \ln^2\left(\frac{\nu}{m}\right), \quad (6)$$

we found that

$$\sigma_{\text{inel}}^0(\nu) = 62.59 \left(\frac{\nu}{m}\right)^{-0.5} + 24.09 + 0.1604 \ln\left(\frac{\nu}{m}\right) + 0.1433 \ln^2\left(\frac{\nu}{m}\right) \text{ mb}, \quad (7)$$

valid in the energy domain, $\sqrt{s} \geq 100$ GeV.

Results—The lower (red) plot of Fig. 3 is our prediction for high energy inelastic cross sections σ_{inel} as a function of the cms energy in the energy region $100 \leq \sqrt{s} \leq 100000$ GeV. The error bands corresponding to $\pm 1\sigma$ are the lower dashed curves, and all of the existing inelastic cross section measurements for $\bar{p}p$, as well as the 5 new ultra-high pp measurements, are shown. Clearly, the agreement with experiment is excellent over the entire energy scale.

Also shown as the upper (black) curve in Fig. 3 is our prediction for ultra-high energy total cross sections σ_{tot} (given by σ^0 of Eq. (5) using the coefficients of Table I). Again, the error bands are the upper dashed curves. The excellent agreement with the new highest energy (57 TeV) experimental measurements is striking. Since *none* of the experimental datum points in Fig. 3 are used in making these predictions, it is clear that our $\ln^2 s$ predictions for σ_{inel} and σ_{tot} are strongly supported by the existing ultra-high energy measurements. Further confirmation (at 14 TeV) is possible in several years, when the LHC runs at its design energy.

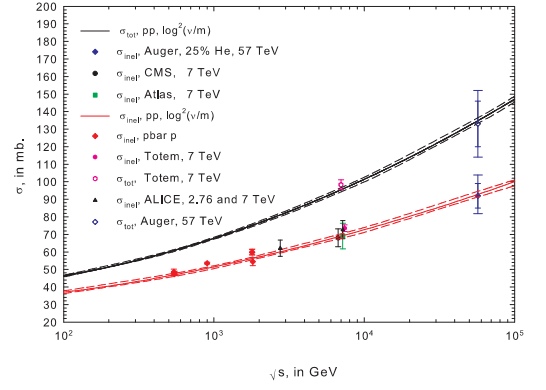


FIG. 3: Predictions for σ_{tot} and σ_{inel} vs. \sqrt{s} for $\bar{p}p$ and pp . For σ_{tot} , we have compared our predictions with recent pp TOTEM data at 7 TeV and Auger data at 57 TeV, while for σ_{inel} , we have compared our results with 2.76 TeV pp data from ALICE, 7 TeV pp data from ALICE, ATLAS, CMS and TOTEM, as well as with the 57 TeV pp inelastic cross section. The upper solid (black) curve is the central-value prediction for σ_{tot} and the lower solid (red) curve is the central-value prediction for σ_{inel} . The dotted curves are the errors ($\pm 1\sigma$) in our predictions, due to the correlated errors of the fitting parameters. We emphasize that *none* of the datum points in this plot have been used in our predictions.

Asymptopia—Finally, we [6] determined the ratio of $\sigma_{\text{inel}}(s)/\sigma_{\text{tot}}(s)$ as $s \rightarrow \infty$, given by the ratio of the $\ln^2 s$ coefficients in σ_{inel}^0 and σ^0 , respectively, i.e.,

$$\frac{\sigma_{\text{inel}}}{\sigma_{\text{tot}}} \rightarrow \frac{c_2^{\text{inel}}}{c_2} = \frac{0.1433}{0.2817} = 0.509 \pm 0.021, \quad \text{as } s \rightarrow \infty, \quad (8)$$

that is well within error of the expected value of $\frac{1}{2}$ that is appropriate for a black disk at infinity.

These new experiments confirm our earlier results [6] that the asymptotic proton is made up of gluons and thus is flavor blind, yielding the same asymptotic cross sections for pp , Kp , πp and, through vector dominance, to γp and $\gamma^* p$ scattering, as in deep inelastic scattering. We also found [6] that the coefficient c_2 of the $\ln^2 s$ term in the total cross section corresponded to a lowest lying glueball mass of $M_{\text{glueball}} = (2\pi/c_2)^{1/2} = 2.97 \pm 0.03$ GeV.

The experimental ratio of $\sigma_{\text{inel}}/\sigma_{\text{tot}} \approx 0.72$ at 7 TeV; at the highest available energy of 57 TeV, the ratio very slowly decreases to ≈ 0.69 , not even close to the asymptotic limit of 0.5. Hence, even at the highest cosmic ray energies, we still are a very long way from asymptopia and will never get much closer to it. However, it is most interesting that the essential principles of analyticity and unitarity, the underpinnings of our theoretical results, are experimentally validated up to these ultra-high energies. Clearly, it will become the task of lattice QCD to extend these results to the enormous energies needed to approach asymptopia.

Additional experimental confirmation that the proton asymptotically approaches a black disk is given by Shegelsky and Ryskin [15], who analyze all available high energy data on the energy dependence of the shrinking of the diffraction cone (the nuclear slope parameter $B \equiv d\sigma_{\text{elastic}}/d\ln t|_{t=0}$), finding agreement with our results.

Conclusions—We find that:

1. both the total pp cross section and the inelastic cross section are fit up to $\sqrt{s} = 57$ TeV by a saturated Froissart-bounded $\ln^2 s$ behavior that is associated with a black disk.
2. the forward scattering amplitude is pure imaginary as $s \rightarrow \infty$, as is required for a black disk.
3. the ratio of $\sigma_{\text{inel}}/\sigma_{\text{tot}} \rightarrow 0.509 \pm 0.021$, as $s \rightarrow \infty$, compatible with the black disk value of 0.5.

Thus, we conclude that existing experimental evidence strongly supports the conclusion that the proton becomes a black disk at infinity. Our result may have implications for theories of “new” physics; for instance, string theories whose additional dimensions modify forward scattering amplitudes as shown originally by Amati, Ciafaloni and Veneziano [16].

Acknowledgments—In part, F. H. is supported by the National Science Foundation Grant No. OPP-0236449, by the DOE grant DE-FG02-95ER40896 and by the University of Wisconsin Alumni Research Foundation. M. M. B. thanks the Aspen Center for Physics, supported in part by NSF Grant No. 1066293, for its hospitality during this work.

-
- [1] M. Gagliandi for the ALICE collaboration, indico.cern.ch/conferenceOtherViews.py?view=standard&confId=140054 (June 17, 2011).
 - [2] Atlas Collaboration, Nature Comm., **2**, article number 463, DOI 1038/ncomms1472 (2011).
 - [3] CMS Collaboration, CERN Document Server, <http://cdsweb.cern.ch/record/1373466?ln=en>, August 27, 2011.
 - [4] Totem Collaboration, EPL **96**, 21002 (2011).
 - [5] Pierre Auger Collaboration, Phys. Rev. Lett. **109**, 062002 (2012).
 - [6] M. M. Block and F. Halzen, Phys. Rev. Lett. **107**, 212002 (2011).
 - [7] M. M. Block, Eur. Phys. J. C **47**, 697, 2006.
 - [8] M. M. Block, Phys. Rep. **436**, 71 (2006).
 - [9] M. M. Block and F. Halzen, Phys. Rev. D **72**, 036006, (2005); **73**, 054022 (2006).
 - [10] M. M. Block, E. Gregores, F. Halzen and G. Pancheri, Phys. Rev D **60**, 054024 (1999).
 - [11] M. M. Block and R. H. Cahn, Rev. Mod. Phys. **57**, 563 (1985).
 - [12] M. Froissart, Phys. Rev. **123**, 1053, 1961.
 - [13] M. M. Block and F. Halzen, Phys. Rev. D **83**, 077901 (2011).
 - [14] M. M. Block, Phys. Rev. D **84**, 09150 (2011).
 - [15] V. A. Shegelsky and M. G. Ryskin, Phys. Rev. D **85**, 094024 (2012).
 - [16] D. Amati, M. Ciafaloni and G. Veneziano, Phys. Lett. **B197**, 81 (1987).