

# The $p\bar{p}$ mass threshold structure in $\psi(3686)$ radiative decay revisited

J. Haidenbauer<sup>1</sup> and Ulf-G. Meißner<sup>1,2</sup>

<sup>1</sup>*Institute for Advanced Simulation, Institut für Kernphysik,  
and Jülich Center for Hadron Physics,  
Forschungszentrum Jülich, D-52425 Jülich, Germany*

<sup>2</sup>*Helmholtz Institut für Strahlen- und Kernphysik and Bethe Center for Theoretical Physics,  
Universität Bonn, D-53115 Bonn, Germany*

The near-threshold behavior of the  $p\bar{p}$  invariant mass spectrum from the  $\psi(3686) \rightarrow \gamma p\bar{p}$  decay reported recently by the BESIII Collaboration is analyzed. The enhancement in the  $p\bar{p}$  invariant mass spectrum near threshold is nicely reproduced by the  $p\bar{p}$  final-state interaction based on the isospin averaged  $^1S_0$  partial-wave amplitude as predicted by the Jülich nucleon–antinucleon model. Contributions from the  $f_2(1910)$  or  $f_2(1950)$  mesons, as promoted in earlier works, are not needed.

PACS numbers: 12.39.Pn; 13.25.Gv; 13.75.Cs; 25.43.+t

Recently, the BESIII Collaboration presented data with improved statistics on the  $p\bar{p}$  invariant mass spectrum for the reaction  $J/\psi \rightarrow \gamma p\bar{p}$ , but also a first high-statistics measurement of the  $\psi(3686) \rightarrow \gamma p\bar{p}$  decay [1]. The new  $J/\psi \rightarrow \gamma p\bar{p}$  measurement confirmed the spectacular near-threshold enhancement in the  $p\bar{p}$  invariant mass, found in an earlier experiment by the BES Collaboration [2], which has been seen as evidence for a  $p\bar{p}$  bound state or baryonium [3–6], for exotic glueball states [7, 8], but also simply as manifestation of the final-state interaction (FSI) between the outgoing proton and antiproton [9–15]. A significant near-threshold enhancement of the  $p\bar{p}$  invariant mass was seen also in the  $\psi(3686)$  decay, although less pronounced than in the  $J/\psi$  case.

The BESIII Collaboration themselves interpreted their  $J/\psi$  decay data in terms of the  $p\bar{p}$  FSI proposed by us [9], but folded with a Breit-Wigner type resonance at around 1835 MeV presuming that the structure at the  $p\bar{p}$  threshold might be related to the  $X(1835)$  resonance that had been observed in the reaction  $J/\psi \rightarrow \gamma \pi^+ \pi^- \eta'$  [16, 17], see also the comments in Ref. [10]. This object is called  $X(p\bar{p})$  in Ref. [17]. For the description of the  $\psi(3686)$  decay the same  $X(p\bar{p})$  amplitude is used but sizeable additional contributions from the  $f_2(1910)$  resonance had to be invoked. Contributions of a tensor meson, but in this case of the  $f_2(1950)$ , were also advocated in the work of the CLEO collaboration [18], which had published data on the reaction  $\psi(3686) \rightarrow \gamma p\bar{p}$  decay prior to BESIII, though with lower statistics. In both cases an isoscalar meson with a larger mass ( $f_0(2100)$  and  $f_2(2150)$ , respectively) has been added to explain the  $p\bar{p}$  spectrum at higher invariant masses.

In this report we take a closer look at those  $\psi(3686) \rightarrow \gamma p\bar{p}$  data from the BESIII Collaboration. Specifically, we provide an alternative interpretation of the near-threshold enhancement solely in terms of the  $p\bar{p}$  FSI, i.e. without resorting to any resonance contributions like the  $f_2(1910)$  or  $f_2(1950)$  (or the  $X(1835)$ ), based on the very same  $N\bar{N}$  interaction used by us previously in the explanation of the enhancement in the  $J/\psi$  decay [9].

Conservation laws for parity, charge-conjugation and total angular momentum severely restrict the partial

waves in the  $p\bar{p}$  system [9] for such decay processes. Specifically, the partial-wave analysis for the  $J/\psi$  decay performed in [1] suggests that the near-threshold enhancement is dominantly in the  $J^{PC} = 0^{-+}$  state, which means that the  $p\bar{p}$  system should be in the  $^1S_0$  partial wave (we use here the standard nomenclature  $^{(2S+1)}L_J$  where  $S$  is the total spin and  $L$  the orbital angular momentum). However, since the decay of the  $J/\psi$  and  $\psi(3686)$  to the  $\gamma p\bar{p}$  system involves electromagnetic processes, isospin is not conserved so that, in principle, any combination of the isospin  $I = 0$  and  $I = 1$  components is allowed. Indeed, while the  $p\bar{p}$  invariant mass for  $J/\psi$  decay can be understood in terms of the FSI generated by the isospin  $I = 1$  component of the  $N\bar{N}$  amplitude in the  $^1S_0$  state alone – at least in our work [9] – the  $I = 1$  and  $I = 0$  channels can occur with different weights in case of the  $\psi(3686)$  decay.

The  $\psi(3686) \rightarrow \gamma p\bar{p}$  decay rate is given by [9]

$$d\Gamma = \frac{|A|^2}{2^9 \pi^5 m_\psi^2} \lambda^{1/2}(m_\psi^2, M^2, m_\gamma^2) \times \lambda^{1/2}(M^2, m_p^2, m_{\bar{p}}^2) dM d\Omega_p d\Omega_\gamma, \quad (1)$$

where the Källén function  $\lambda$  is defined by  $\lambda(x, y, z) = ((x - y - z)^2 - 4yz)/4x$ ,  $M \equiv M_{p\bar{p}}$  is the invariant mass of the  $p\bar{p}$  system,  $\Omega_p$  is the proton angle in that system, while  $\Omega_\gamma$  is the  $\gamma$  angle in the  $\psi(3686)$  rest frame. After averaging over the spin states and integrating over the angles, the differential decay rate is

$$\frac{d\Gamma}{dM} = \frac{(m_\psi^2 - M^2) \sqrt{M^2 - 4m_p^2}}{2^7 \pi^3 m_\psi^3} |A|^2. \quad (2)$$

The quantity  $A$  in Eqs. (1) and (2) stands for the total  $\psi(3686) \rightarrow \gamma p\bar{p}$  reaction amplitude and is dimensionless.

We assume again the validity of the Watson-Migdal [19, 20] approach for the treatment of the FSI effect. It suggests that the reaction amplitude for a production and/or decay reaction that is of short-ranged nature can be factorized in terms of an elementary (basically constant) production amplitude  $A_0$  and the  $p\bar{p}$  scattering

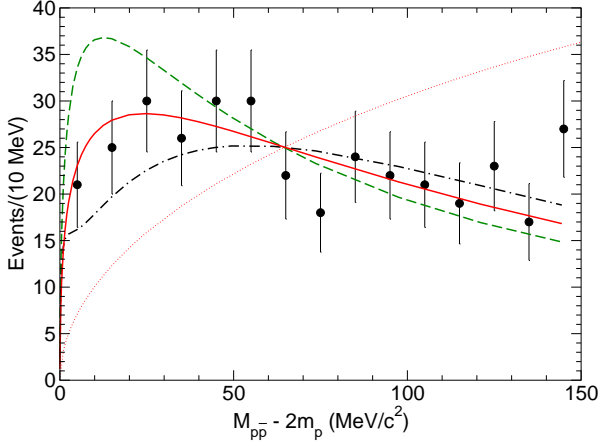


FIG. 1: The  $p\bar{p}$  mass spectrum from the decay  $\psi(3686) \rightarrow \gamma p\bar{p}$ . The circles show experimental results of the BES Collaboration [1]. The solid line is a calculation using the  $p\bar{p}$  scattering amplitude squared ( $|T_{I=1} + T_{I=0}|^2$ ) predicted by the  $N\bar{N}$  model A(OBE) [21, 22] for the  $^1S_0$  partial wave, appropriately normalized to the data, cf. Eq. (3). The dashed (dash-dotted) curve are corresponding results using the  $I = 1$  ( $I = 0$ ) amplitudes alone while the dotted line is the spectrum obtained from Eq. (2) by assuming a constant reaction amplitude  $A$ . Those curves were normalized so that they all coincide at  $M_{p\bar{p}} - 2m_p \approx 60$  MeV.

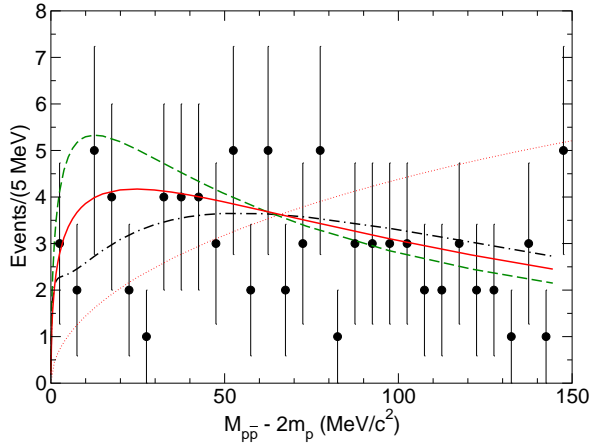


FIG. 2: The  $p\bar{p}$  mass spectrum from the decay  $\psi(3686) \rightarrow \gamma p\bar{p}$ . The circles show experimental results of the CLEO Collaboration [18]. For notation of curves, see Fig. 1.

amplitude  $T$  of the particles in the final state so that

$$A(M_{p\bar{p}}) \approx A_0 \cdot N \cdot T(M_{p\bar{p}}), \quad (3)$$

where  $N$  is an arbitrary normalization factor, see e.g. Ref. [9] for further details. As in our investigation of the  $J/\psi$  decay we employ the amplitudes predicted by the  $N\bar{N}$  model A(OBE) published in Refs. [21, 22], and we assume that the FSI effects in the  $\psi(3686)$  decay are likewise dominated by the  $^1S_0$  partial wave.

Our results are presented in Fig. 1 together with the data from Ref. [1]. As expected from the curves pre-

sented in Fig. 3 of Ref. [1], the  $N\bar{N}$  amplitude in the  $I = 1$  channel, which successfully describes the rather strong enhancement detected in the reaction  $J/\psi \rightarrow \gamma p\bar{p}$  [9], overestimates the energy dependence seen in the  $\psi(3686)$  case, cf. the dashed curve. On the other hand, the result based on the isospin averaged amplitude,  $(T_{I=1} + T_{I=0})/2 \equiv T_{p\bar{p}}$ , shown in Fig. 1 by the solid line, agrees rather nicely with the energy dependence found in the experiment. With an appropriately chosen normalization, cf. Eq. (3), the data are well reproduced from the  $p\bar{p}$  threshold up to excess energies of about 150 MeV. In particular, the  $\chi^2$  is 8.7 for the 15 data points shown in Fig. 1 while it is 22.2, i.e. more than twice as large, for the pure  $I = 1$  amplitude. We also include the result based on FSI effects due to the  $p\bar{p}$  amplitude in the  $I = 0$  channel alone (dash-dotted curve) and we indicate the pure phase-space behaviour by the dotted curve. The latter is obtained by using a constant amplitude  $A$  in Eq. (2). The  $\chi^2$  value for the pure  $I = 0$  amplitude is 11.9. The one for the phase-space curve amounts to 60 which is a clear indication that the measured invariant mass spectrum does not exhibit a phase-space behaviour near threshold. All those curves are normalized to the solid curve at  $M_{p\bar{p}} - 2m_p \approx 60$  MeV in order to facilitate a comparison of the differences in the energy dependence.

Based on those findings we do not see any need here to invoke further more substantial contributions coming from any  $f_2(1910)$  or  $f_2(1950)$  mesons, say, as done in Refs. [1, 18], in order to explain the data.

In Fig. 2 our results are compared with the data obtained by the CLEO Collaboration [18]. Given the poorer statistics it is difficult to infer the actual energy dependence of the  $p\bar{p}$  invariant mass. Still, the solid curve corresponding to the FSI effects based on  $T_{p\bar{p}} = (T_{I=1} + T_{I=0})/2$ , again appropriately normalized, comes closest to the trend exhibited by the data. But in terms of the  $\chi^2$  the differences are marginal. All results including FSI effects yield  $\chi^2/\text{data} \approx 20/30$  while the pure phase space amounts to 30/30.

Finally, in Fig. 3 the results for BESIII are displayed again, however this time in terms of the modulus squared of the amplitude  $A$ . Here the curves correspond directly to the (appropriately normalized) scattering amplitude squared ( $|T|^2$ ) predicted by the  $N\bar{N}$  model A(OBE) [21, 22] for the  $^1S_0$  partial wave. The symbols indicate the experimental values of  $|A|^2$ , obtained from the BESIII data [1] via dividing the latter by the kinematical factors according to Eq. (2).

In summary, we have analyzed the near-threshold behavior of the  $p\bar{p}$  invariant mass spectrum from the  $\psi(3686) \rightarrow \gamma p\bar{p}$  decay reported recently by the BESIII Collaboration within the Watson-Migdal approach. Although in this reaction there is definitely an enhancement in the near-threshold region as compared to the phase-space behavior, it is much less pronounced than what was found for the corresponding reaction  $J/\psi \rightarrow \gamma p\bar{p}$ . The enhancement is nicely reproduced by the  $p\bar{p}$  final-state interaction based on the isospin averaged  $^1S_0$  partial-wave

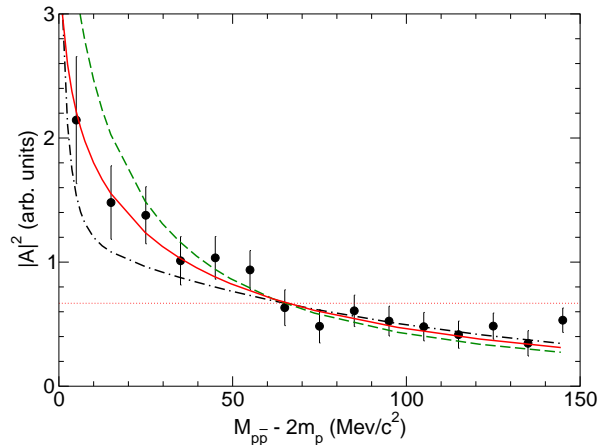


FIG. 3: Invariant  $\psi(3686) \rightarrow \gamma p\bar{p}$  amplitude  $|A|^2$  as a function of the  $p\bar{p}$  mass. The circles symbolize the experimental values of  $|A|^2$  extracted from the BES data [1] via Eq. (2). The curves are the appropriately normalized scattering amplitude squared,  $|T|^2$ , predicted by the  $NN$  model A(OBE) [21, 22] for the  $^1S_0$  partial wave. For notation of curves, see Fig. 1.

amplitude as given by the Jülich  $NN$  model. In par-

ticular, any more substantial contributions from tensor mesons like  $f_2(1910)$  or  $f_2(1950)$ , as advocated in earlier works [1, 18], are not required.

Note that we have used here the same  $N\bar{N}$  amplitudes as in our study of the  $J/\psi$  decay [9]. In the  $J/\psi$  case the FSI provided by the  $I = 1$  component alone led to an agreement with the measured near-threshold  $p\bar{p}$  invariant mass spectrum. Clearly, the mechanisms for the decay of the  $J/\psi$  and  $\psi(3686)$  mesons into  $\gamma p\bar{p}$  should be different so that different admixtures of the two isospin components in the final  $p\bar{p}$  state have to be expected. Only dedicated microscopic calculations, which hopefully will be performed in the future, can allow to shed light on the details of the reaction mechanisms.

### Acknowledgments

This work is supported in part by the DFG and the NSFC through funds provided to the Sino-German CRC 110 “Symmetries and the Emergence of Structure in QCD”, and by the European Community-Research Infrastructure Integrating Activity “Study of Strongly Interacting Matter” (acronym HadronPhysics3).

- 
- [1] M. Ablikim *et al.* [BESIII Collaboration], Phys. Rev. Lett. **108**, 112003 (2012).
  - [2] J.Z. Bai *et al.*, Phys. Rev. Lett. **91**, 022001 (2003).
  - [3] A. Datta and P.J. O'Donnell, Phys. Lett. B **567**, 273 (2003).
  - [4] G. J. Ding and M. L. Yan, Phys. Rev. C **72**, 015208 (2005).
  - [5] M. Suzuki, J. Phys. G **34**, 283 (2007).
  - [6] J.-P. Dedonder, B. Loiseau, B. El-Bennich and S. Wycech, Phys. Rev. C **80**, 045207 (2009).
  - [7] C. K. Chua, W. S. Hou and S. Y. Tsai, Phys. Lett. B **544**, 139 (2002).
  - [8] J.L. Rosner, Phys. Rev. D **68**, 014004 (2003).
  - [9] A. Sibirtsev, J. Haidenbauer, S. Krewald, U.-G. Meißner and A. W. Thomas, Phys. Rev. D **71**, 054010 (2005).
  - [10] J. Haidenbauer, U.-G. Meißner and A. Sibirtsev, Phys. Rev. D **74**, 017501 (2006).
  - [11] B. Kerbikov, A. Stavinsky, and V. Fedotov, Phys. Rev. C **69**, 055205 (2004).
  - [12] D.V. Bugg, Phys. Lett. B **598**, 8 (2004).
  - [13] B.S. Zou and H.C. Chiang, Phys. Rev. D **69**, 034004 (2004).
  - [14] B. Loiseau and S. Wycech, Phys. Rev. C **72**, 011001 (2005).
  - [15] D. R. Entem and F. Fernández, Phys. Rev. D **75**, 014004 (2007).
  - [16] M. Ablikim *et al.* [BES Collaboration], Phys. Rev. Lett. **95**, 262001 (2005).
  - [17] M. Ablikim *et al.* [BESIII Collaboration], Phys. Rev. Lett. **106**, 072002 (2011).
  - [18] J. P. Alexander *et al.* [CLEO Collaboration], Phys. Rev. D **82**, 092002 (2010).
  - [19] K.M. Watson, Phys. Rev. **88**, 1163 (1952).
  - [20] A.B. Migdal, JETP **1**, 2 (1955).
  - [21] T. Hippchen, J. Haidenbauer, K. Holinde, V. Mull, Phys. Rev. C **44**, 1323 (1991).
  - [22] V. Mull, J. Haidenbauer, T. Hippchen, K. Holinde, Phys. Rev. C **44**, 1337 (1991).