

Oscillations of the Eddington Capture Sphere

Maciej Wielgus^{1,2}, Adam Stahl³, Marek Abramowicz^{3,1,4}, and Włodek Kluźniak¹

¹ Copernicus Astronomical Center, ul. Bartycka 18, PL-00-716 Warszawa, Poland
e-mail: wlodek@camk.edu.pl

² Institute of Micromechanics and Photonics, ul. św. A. Boboli 8, PL-02-525, Warszawa, Poland
e-mail: maciek.wielgus@gmail.com

³ Physics Department, Gothenburg University, SE-412-96 Göteborg, Sweden
e-mail: gusstaad@student.gu.se
e-mail: marek.abramowicz@physics.gu.se

⁴ Institute of Physics, Faculty of Philosophy and Science, Silesian University in Opava, Bezručovo nám. 13, CZ-746-01 Opava, Czech Republic

Received Aug 14, 2012; accepted ?????

ABSTRACT

We present a toy model of mildly super-Eddington, optically thin accretion onto a compact star in the Schwarzschild metric, which predicts periodic variations of luminosity when matter is supplied to the system at a constant accretion rate. These are related to the periodic appearance and disappearance of the Eddington Capture Sphere. In the model the frequency is found to vary inversely with the luminosity. If the input accretion rate varies (strictly) periodically, the luminosity variation is quasi-periodic, and the quality factor is inversely proportional to the relative amplitude of mass accretion fluctuations, with its largest value $Q \approx 1/(10|\delta\dot{M}/\dot{M}|)$ attained in oscillations at about 1 to 2 kHz frequencies for a $2M_{\odot}$ star.

Key words. accretion, accretion disks — gravitation — relativistic processes — stars: neutron — X-rays: binaries

1. Introduction

Abramowicz, Ellis & Lanza (1990) (hereafter AEL) argued that the luminosity of a relativistic star that is accreting at a super-Eddington rate, should periodically change. They have shown that in the combined gravitational and radiation fields of a spherical, compact star, radially moving test particles are captured by a sphere on which the gravitational and radiative forces balance. This is because in Einstein's general relativity the radiative force diminishes more strongly with the distance than the gravitational force, and radiation may be super-Eddington close to the star, but sub-Eddington further away, reaching the Eddington value at the *Eddington Capture Sphere* (ECS), whose radius is given by a simple expression in the Schwarzschild coordinates (Phinney 1987),

$$r_{\text{ECS}} = \frac{2R_G}{1 - \left(1 - \frac{2R_G}{R}\right)^2 \left(\frac{L}{L_{\text{Edd}}}\right)^2}. \quad (1)$$

Here R is the radius of the star, $R_G = GM/c^2$ its gravitational radius, and L , which is assumed to satisfy Eq. (2), is the stellar luminosity at its surface. Bini et al. (2009), Oh et al. (2011), and Stahl et al. (2012) have shown that the ECS captures particles from a wide class of non-radial orbits as well¹, so the following discussion is not restricted

¹ As shown in detail by Oh et al. (2011), azimuthal radiation drag efficiently removes particle's angular momentum, typically making motions in the combined gravitational and radiation fields asymptotically radial.

to the case of radial accretion. However, it is important to keep in mind that the balance of forces necessary for the existence of the ECS requires a large, radial radiative flux. In non-spherical accretion this can only be realized in the optically thin regime.

In this paper we present a simple model in which the idea of periodic luminosity changes is realized. AEL assumed that the radiation power was provided by the kinetic energy of the accreted particles, released when they hit the surface of the star. As stressed by Stahl et al. (2012), particles settle on the ECS rather gently, so the ECS itself is not particularly luminous. If all particles are captured at the Eddington sphere, they do not reach the surface of the star, and the stellar accretion luminosity goes to zero. When it does, and actually already when $L/L_{\text{Edd}} < (1 - 2R_G/R)^{-1/2}$, the ECS disappears, accretion is resumed by the star and eventually the luminosity may build up to its former value, so the ECS will reappear and accretion will stop again. Thus, the accretion process may be quasiperiodic, alternating between states of high luminosity and no luminosity.

2. The model

The toy model considered here assumes a steady² supply of optically thin fluid at some distance above the stellar surface. As shown by Stahl et al. (2012), unless its velocity is extraordinarily large the fluid will settle on the ECS,

² The assumption of a constant \dot{M} will be relaxed in Section 4.

regardless of its point of origin, if only

$$(1 - 2R_G/R)^{-1/2} < L/L_{\text{Edd}} < (1 - 2R_G/R)^{-1}. \quad (2)$$

In our model the stellar luminosity will be assumed to be either zero, or to have a certain definite value, $L = L_0$, satisfying Eq. (2). In this sense the model states are binary (on-off). This property implies that the ECS is located at a specific radius, $r_{\text{ECS}} = r_0 > R$, whenever present (Eq. [1]). The model is described by three equations:

$$L_{\text{ECS}}(t) = \mu L_*(t - \delta t_i), \quad (3)$$

$$L_*(t) = \eta \dot{M}_*(t - \delta t_r), \quad (4)$$

$$\dot{M}_*(t) = \begin{cases} \dot{M}_0 & \text{if } L_{\text{ECS}}(t - \delta t_i) < \mu L_0, \\ 0 & \text{if } L_{\text{ECS}}(t - \delta t_i) \geq \mu L_0, \end{cases} \quad (5)$$

where L_{ECS} is the stellar luminosity at the ECS, L_* is the luminosity at the stellar surface, \dot{M}_* is the accretion rate at the stellar surface, μ is a redshift factor between R and r_0 , η is the conversion factor between accretion rate and stellar luminosity.

The simplest possibility, which we will ignore, is that $\eta \dot{M}_0 < L_{\text{Edd}}(1 - 2R_G/R)^{-1/2}$, so the critical luminosity for establishing the Eddington capture sphere is never reached, and the equations describe a steady state solution. We will assume instead that $L_0 = \eta \dot{M}_0$, i.e., the stellar luminosity in the ‘‘on’’ state has the necessary value to establish an Eddington Capture Sphere at the radius r_0 . This assumption allows non-trivial time behaviour of the model system.

There are three timescales that determine the behaviour of the model, the *reaction time* δt_r , which is the timescale for converting accreting matter into radiation, the *light travel time* δt_l , which is the travel time of light from the stellar surface to the Eddington Capture Sphere, and the *infall time* δt_i , which is the infall time of matter from the ECS to the stellar surface in the absence of radiation. Now, δt_l and δt_i can be determined from R_G , R and r_0 . So, for a given star these two timescales are a function of the stellar luminosity alone, i.e., of $\eta \dot{M}_0$. The reaction time introduces a phase shift between accretion and radiation at the stellar surface. In numerical examples we will adopt two extreme values $\delta t_r = 0$, or $\delta t_r = 0.1$ ms, the latter being the estimated cooling time of a clump of fluid that falls on a neutron star surface (Kluźniak, Michelson, & Wagoner, 1990).

In reality, the time delays would not be as sharp as we have assumed them to be. For instance, even at time δt_l after the luminosity is turned off, particles outside the ECS suffer from radiation drag for an additional interval of time $(r - r_0)/c$, where r is the position of the particle at time $\delta t_l + (r - r_0)/c$ after the radiation is turned off. Conversely, after the luminosity is turned on again, all particles between the ECS and the stellar surface will feel the full impact of radiation pressure after a delay of only $(r - R)/c < \delta t_l$, where again, r is the position of the particle when the radiation front passes it, $(r - R)/c$ after the radiation is turned on. In the toy model, we neglect such effects entirely.

Combining Eqs. (3)-(5) we find that $\dot{M}_*(t)$ is determined by $\dot{M}_*(t - T)$, with $T = \delta t_i + \delta t_r + \delta t_l$:

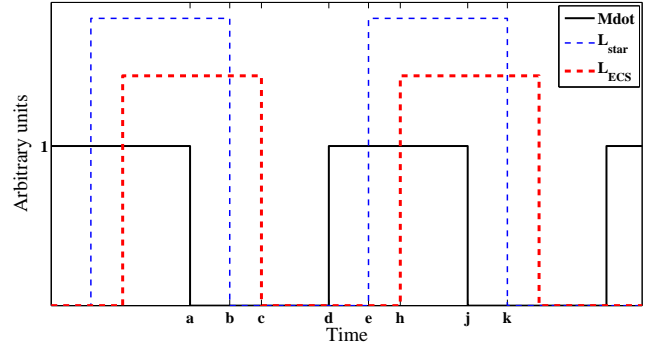


Fig. 1. Stellar accretion rate and luminosities at the stellar surface and at the Eddington Capture Sphere, according to the model.

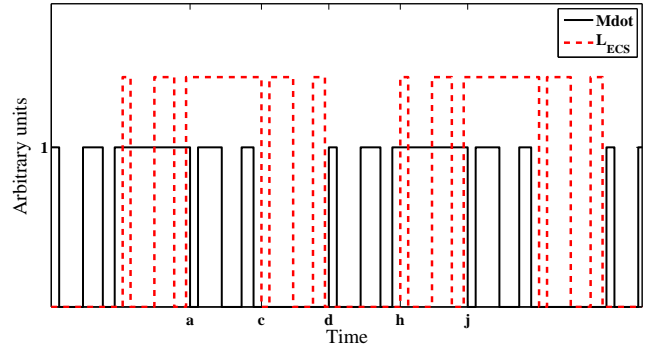


Fig. 2. Stellar accretion rate and the luminosity at the ECS, for another choice of initial conditions.

$$\begin{aligned} \dot{M}_*(t) &= \dot{M}_0 \Theta(\mu L_0 - L_{\text{ECS}}(t - \delta t_i)) \\ &= \dot{M}_0 \Theta(L_0 - L_*(t - \delta t_i - \delta t_l)) \\ &= \dot{M}_0 \Theta(\dot{M}_0 - \dot{M}_*(t - \delta t_i - \delta t_l - \delta t_r)) \\ &= \dot{M}_0 - \dot{M}_*(t - T), \end{aligned}$$

where Θ is the Heaviside step function. Thus,

$$\begin{aligned} \left\{ \dot{M}_*(t - T) = \dot{M}_0 \right\} &\Rightarrow \left\{ \dot{M}_*(t) = 0 \right\}, \\ \left\{ \dot{M}_*(t - T) = 0 \right\} &\Rightarrow \left\{ \dot{M}_*(t) = \dot{M}_0 \right\}, \end{aligned}$$

and clearly, the model system shows periodic behaviour with the period $2T$:

$$\dot{M}_*(t) = \dot{M}_*(t - 2T). \quad (6)$$

3. Results of the model

A typical behaviour of the model is shown in Fig. 1 which shows a solution of Eqs. (3)-(5) with $\delta t_l : \delta t_i : \delta t_r = 8 : 17 : 10$. The black solid line traces \dot{M}_* . In the figure, we identify the time $b - a = e - d = \delta t_r$ as the reaction time,

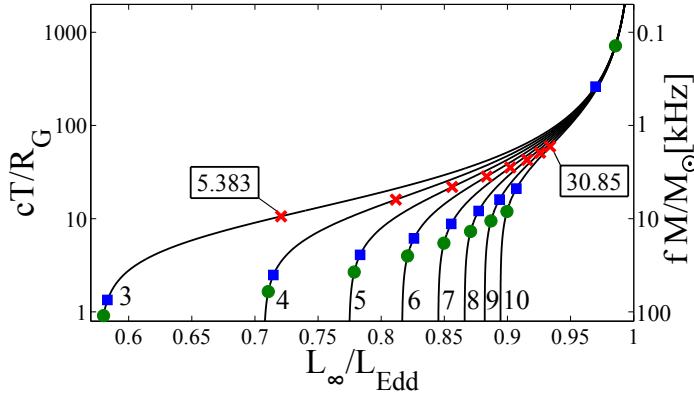


Fig. 3. The semi-period T of the oscillation in geometrical units as a function of peak luminosity at infinity in Eddington units, when kinetic energy is instantaneously converted to luminosity ($\delta t_r = 0$). The corresponding frequency $f = 1/(2T)$ can be read off in kHz from the right vertical axis. The curves are labeled with the stellar radius (3,...,10) in units of R_G . Filled squares indicate a value of the slope $d \log T / d \log L_\infty = 50$, filled circles a value of 100, and the crosses the minimum value of the logarithmic derivative for each curve.

$c - b = h - e = \delta t_l$ as the light travel time, and $d - c = j - h = \delta t_i$ as the infall time. The luminosities at the stellar surface and at the ECS are shifted relative to the accretion rate by δt_r and $\delta t_r + \delta t_l$, respectively. We note also that $d - a = j - d = h - c = k - e = e - b = \delta t_r + \delta t_l + \delta t_i = T$, and the pulses are as long as the periods without activity. Thus the period of the oscillation is $P = 2T$, as expected from Eq (6).

In constructing Fig. 1 it was assumed that matter first arrives at the stellar surface at $t = 0$ and that there is a continual inflow of matter to the system at the rate \dot{M}_0 for all $t \geq 0$. Different initial conditions can lead to a more complicated pulse shape of $\dot{M}_*(t)$ for t in the intervals $(2nT, 2nT + T)$, with its complement $\dot{M}_*(t) = \dot{M}_0 - \dot{M}_*(t - T)$ in the intervals $(2nT + T, 2nT + 2T)$. Here, and elsewhere, $n = 0, 1, 2, 3, \dots$. The state of accretion (\dot{M}_0 or 0) at time t has no influence on the future value of \dot{M}_* until the time $t + T$, so one can assume that at any instant in the initial interval $t \in [0, T)$ the accretion rate has any of the two values, 0 or \dot{M}_0 , i.e., in this interval $\dot{M}_*(t) = \dot{M}_0 g(t)$, where $g(t)$ is an arbitrary binary function, mapping the initial time interval into on-off states, $g : [0, T) \rightarrow \{0, 1\}$. Fig. 2 provides an example of such behaviour. Thus, in principle, the harmonic content of the signal may be quite rich, although the fundamental is still at $f = 1/P = 1/(2T)$.

As can be seen from Eqs. (3)-(5) the model takes no account of accumulation of matter on the ECS, that is to say, here we ignore the arrival at $t = 2(n + 1)T$ (and at other moments as well in the case of Fig. 2), of the additional matter that had accumulated on the ECS. In reality, this matter would produce a brief flash of radiation of energy $\eta_{\text{ECS}} \dot{M}_0 \Delta T$, where η_{ECS} is the conversion efficiency to radiation of the kinetic energy of matter falling from the ECS, and ΔT is the accumulation time ($\Delta T = T$ in Fig. 1). If in the steady accretion phase matter is falling in from $r \gg r_0$, one would expect $\eta_{\text{ECS}} \ll \eta$.

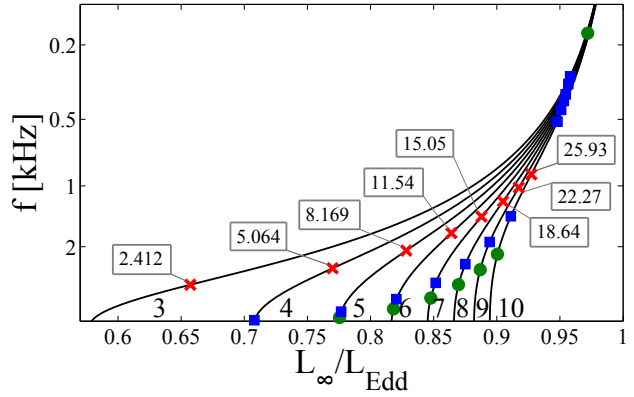


Fig. 4. The frequency of the oscillations as a function of peak luminosity at infinity in Eddington units, when there is a delay in converting kinetic energy to luminosity $\delta t_r = 0.1$ ms (see Kluźniak, Michelson, & Wagoner, 1990). The stellar mass is assumed to be $M = 2M_\odot$. The curves are labeled with the stellar radius (3,...,10) in units of R_G . Filled squares indicate a value of the slope $d \log T / d \log L_\infty = 30$, filled circles a value of 50, and the crosses the minimum value of the logarithmic derivative for each curve (boxed values).

In a physically realistic situation the infall time is the dominant time scale, $\delta t_i \gg \delta t_l$. The radius of the Eddington Capture Sphere, and hence also the infall time, increases rapidly with L_∞ , and without bounds as $L_\infty \rightarrow L_{\text{Edd}}$:

$$\frac{r_{\text{ECS}}}{2R_G} = \left[1 - \left(\frac{L_\infty}{L_{\text{Edd}}} \right)^2 \right]^{-1}. \quad (7)$$

Here, L_∞ is the redshifted luminosity at infinity. Hence, except for the lowest values of the luminosity parameter L_0 , the infall time δt_i is the dominant time scale, and the frequency of oscillations $f = 1/(2T)$ varies inversely with the luminosity. Neglecting δt_r , we can compute the semi-period T , and the frequency of oscillation as a function of the stellar radius R and of the luminosity L_∞ alone— T and f will, respectively, scale directly or inversely with M . These are shown in Fig. 3 for various stellar radii. Fig. 4 shows the frequency as a function of luminosity, for a star with $M = 2M_\odot$, when $\delta t_r = 0.1$ ms.

4. Conclusions and discussion

We have shown that supplying mass to the vicinity of a compact star, continuously and at a constant accretion rate, can lead to periodic top-hat variations of luminosity, if only the mass accretion rate corresponds to a mildly super-Eddington luminosity at the stellar surface. This oscillatory behaviour of luminosity is related to the phenomenon of the Eddington Capture Sphere, which is a consequence of the interplay of radiation drag and general relativity.

If such an oscillation occurs in the real world, for example in the Z sources, where rapid variations of the inferred inner radius of the accretion disk have been reported (Lin, Remillard, & Homan, 2009), the actual mechanism is likely to be more complex than the strictly periodic oscillation in the toy model considered here. E.g., the accretion rate is not likely to be constant (contrary to our assumption of simple on-off behaviour at the stellar surface).

As a minor extension of the model, consider an accretion rate that is varying on a timescale comparable to the period of the ECS oscillator. Even strictly periodic variation of \dot{M}_0 will lead to a decoherence of the ECS oscillation, because the position r_0 of the ECS and (hence) the infall time from the ECS, and (hence) the oscillator frequency, are strongly varying functions of the luminosity, $L_0 = \eta\dot{M}_0$. Indeed,

$$\frac{|\delta f|}{f} = \frac{|\delta T|}{T} = \frac{d \ln T}{d \ln L_\infty} \frac{|\delta L_\infty|}{L_\infty} = \frac{d \ln T}{d \ln L_\infty} \left| \frac{\delta \dot{M}_0}{\dot{M}_0} \right|. \quad (8)$$

Thus, the Q factor of the oscillation is

$$Q = \frac{f}{|\delta f|} = \left| \frac{\dot{M}_0}{\delta \dot{M}_0} \right| \left(\frac{d \ln T}{d \ln L_\infty} \right)^{-1}. \quad (9)$$

We have indicated some values of the logarithmic derivative $d \ln T / d \ln L_\infty$ in Figs. 3, 4. Comparing the figures, we see that delayed emission (reaction time $\delta t_r > 0$) at the stellar surface acts as a low-pass filter, cutting out the highest frequencies. At the same time it improves the quality factor of the oscillator.

Accreting neutrons stars in low mass X-ray binaries are expected to have a radius in the range of 4 to $7GM/c^2$ (Arnett & Bowers, 1977, Kluźniak & Wagoner, 1985), and a mass of about two solar masses. It is seen from Fig. 4 that the minimum values of the logarithmic derivative attained for radii of 4, 5, 6, $7GM/c^2$ are between 5 and 15. Hence, the maximum expected value of the oscillator quality factor would be $Q \approx 1/(10|\delta \dot{M}_0/\dot{M}_0|)$, occurring for frequencies between about 1 and 2 kHz, as can be seen from Fig. 4.

5. Acknowledgements

Research supported in part by Polish NCN grants UMO-2011/01/B/ST9/05439 and N N203 511238.

References

- Abramowicz, M.A., Ellis, G.F.R. & Lanza, A., 1990, ApJ, 361, 470
 Arnett, W. D., Bowers, R. L. 1977, ApJS 33, 415
 Bini, D., Jantzen, R.T., Stella, L., 2009, Class. Q. Grav. 26, 055009
 Kluźniak, W., Wagoner, R.V., 1985, ApJ 297, 548
 Kluźniak, W., Michelson, P., Wagoner, R.V., 1990, ApJ 358, 538
 Lin, D., Remillard, R.A., & Homan, J., 2009 Ap.J., 696, 1257
 Oh, J.S.; Hongsu, J.; & Hyung, M.L., 2011, New Astronomy, 16, 183
 Phinney, E.S., 1987, in *Superluminal Radio Sources*, ed. J.A. Zensus and T.J. Pearson (Cambridge: Cambridge University Press), p. 12.
 Stahl, A., Wielgus, M., Abramowicz, M.A., Kluźniak W., & Yu, W. 2012, A&A, submitted, arXiv:1208.2231