

Transfer ionization and its sensitivity to the ground-state wave function

M. S. Schöffler^{1,*}, O. Chuluunbaatar^{2,3}, Yu. V. Popov⁴, S. Houamer⁵, J. Titze¹,

T. Jahnke¹, L. Ph. H. Schmidt¹, O. Jagutzki¹, A. G. Galstyan⁶, and A. A. Gusev²

¹ *Institut für Kernphysik, Universität Frankfurt, Max-von-Laue-Str. 1, 60438 Frankfurt, Germany*

² *Laboratory of Information Technologies, Joint Institute for Nuclear Research, Dubna, Moscow region 141980, Russia*

³ *School of Mathematics and Computer Sciences,*

National University of Mongolia, UlaanBaatar, Mongolia

⁴ *Skobel'syn Institute of Nuclear Physics, Lomonosov Moscow State University, Moscow 119991, Russia*

⁵ *Laboratoire de Physique Quantique et Systèmes Dynamiques, Département de Physique,
Faculté des Sciences, Université Ferhat Abbas, Sétif 19000, Algeria and*

⁶ *Faculty of Physics, Lomonosov Moscow State University, Moscow 119991, Russia*

(Dated: May 13, 2019)

We present kinematically complete theoretical calculations and experiments for transfer ionization in $H^+ + He$ collisions at 630 keV/u. Experiment and theory are compared on the most detailed level of fully differential cross sections in the momentum space. This allows us to unambiguously identify contributions from the shake-off and two-step-2 mechanisms of the reaction. It is shown that the simultaneous electron transfer and ionization is highly sensitive to the quality of a trial initial-state wave function.

INTRODUCTION

Double ionization of Helium is the benchmark system to study electron-electron correlation in many electron systems and to test state-of-the-art theories. One [1, 2], two [3] and multiphoton [4] double ionization has been explored in great detail experimentally and theoretically. For single photon ionization it has been shown that only fully differential cross sections reveal the mechanisms for double ionization as shake-off (SO), the so called two-step processes (TS) [2] and the quasi free mechanism (QFM) [5, 6]. For ion impact the state-of-the-art is much less satisfactory. Even for single ionization by fast particle impact unresolved discrepancies between theory and experiment remain [7–9]. This is even more problematic for transfer ionization (e. g. $H^+ + He \rightarrow H^0 + He^{2+} + e^-$) where projectile bound states have to be included [10–16]. So far no quantum theory is available which is able to reproduce the full 3 dimensional momentum distributions. A theory which is capable to predict all the experimental observables for transfer ionization (TI) is a particular worthy goal as there are many indications in the literature that transfer ionization is an extremely interesting channel, which rich features that cannot be accessed by photon, ion or electron impact double ionization or in strong laser pulses.

A physical explanation how a target electron can be captured into a bound state of a fast moving projectile within the single-interaction scenario was given by Oppenheimer, Brinkmann and Kramers (OBK) [17, 18]. In the OBK approximation the electron transfer proceeds via a momentum space overlap of the initial target and final projectile wave function, which are displaced by the projectile velocity v_p . Thus kinematical capture at velocities above the Bohr velocity relies on the high-momentum components in the ground state wave func-

tion. Therefore the kinematical capture steeply decreases with projectile velocity ($\sigma \propto v_p^{-12}$) [17, 19].

Emission of the second electron can take place via shake-off (SO) due the sudden removal of its correlation partner in the bound state [2, 20–22]. This suggests to treat the shake-off following a kinematical capture in analogy to shake-off following photoionization [23], since in the OBK approximation as well as in the photoionization process the first electron is removed from a certain velocity component of the ground state (see [10, 19, 20, 24, 25]). Experiments of Mergel et al. [10, 11] raised the question whether higher angular momentum components in the ground-state wave function (so-called non $1s^2$ contributions), though contributing only about 2 % of the total wave function, play a significant role in producing the observed momentum distributions in the continuum. This has been later supported by calculations of Godunov and coworkers [20, 21, 24, 26]. Also a second interaction projectile-electron, e. g. binary encounter (BE), can take place, leading to emission of the second electron. This process is usually termed independent two-step 2 (TS2) mechanism [27].

Recently Voitkiv predicted a further new higher order mechanism for transfer ionization. This process is similar to radiative capture [28], but here the energy from the relative motion between projectile and target frame is transferred to the second target electron, which is emitted opposite to the incoming projectile [29, 30].

At high velocities in addition the classical Thomas process, which includes electron-electron interaction [11, 16, 22, 31], contributes. It is of the second order, which becomes significant only at much higher projectile energies and scattering angles and is not in the focus of this paper.

In this letter we present for the first time the experimental distribution of the momentum of the escaped electron in the scattering plane and the corresponding calculations in the plane wave first Born approximation

(PWFBA) on the level of fully differential cross sections. This is the most sensitive test of theory possible. The present calculations yield an unprecedented insight into the physical mechanisms at play as they allow to change the initial state and selectively switch on and off the distinct mechanisms discussed above. The advantage of the present calculations is that the initial state can be changed and the different mechanisms can be selectively switched on and off. By comparing these calculations to our high-resolution experimental data, we separate ionization due to shake-off ($A_1 + A_3$) or binary collision (A_2) (see Fig. 1) leading to distinct islands in momentum space. One of the results is that these data are extremely sensitive to the initial-state correlation.

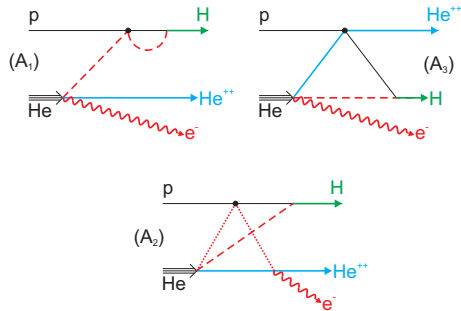


FIG. 1: Schematic presentation of the $A_1 + A_3$ and A_2 terms. A_1 (OBK) describes the collision between electron and proton followed by the capture of this electron by the projectile. The second electron is released due to rearrangement in the helium, known as shake-off (SO). The A_3 amplitude represents first an interaction between the projectile and the helium nucleus followed by electron capture. Similarly to A_1 the second electron is also released due to the sudden rearrangement in the helium. Term A_2 describes the classically termed TS2 amplitude. First the proton knocks-off a target electron into the continuum, followed by capturing the remaining electron from the helium.

In detail (see Fig. 1) the term A_1 (OBK) describes the collision between the proton and a target electron, which then is captured by the projectile. The second electron is released via SO. The collision between the proton and the target electron deflects the proton, leading to small scattering angles < 0.5 mrad. Also in A_3 the electron emission takes place due SO, following the electron capture. In contrast to A_1 here, the capture proceeds after a nucleus-nucleus scattering of target and projectile followed by the electron capture. This term accesses also the larger scattering angles and dominates above 0.5 mrad.

In term A_2 the first interaction directly knocks-off a target electron and the second electron is captured. Even commonly termed two-step 2 (TS2) mechanism [27], this process can be described in a first Born approximation, as strictly speaking the capture can be of zero's order. Contrary to terms $A_1 + A_3$ where the transverse momen-

tum of the projectile originates from the nucleus-nucleus respectively electron-proton scattering, the only source of transverse momentum in A_2 originates from the binary collision between the proton and the emitted electron. Therefore the contributions from A_2 will concentrate at unrealistically small scattering angles.

The captured electron always moves in the direction of the initial proton. In the case of strong correlation of electrons in the helium target, the electron ejected via shake-off should move in the opposite direction, while the mechanism A_2 is responsible predominantly for the ejection of this electron in the forward direction. It was shown in [32] that the term A_2 can give a rather big and even the leading contribution to the differential cross section in the case of TI processes. Therefore we can expect to observe noticeable distributions both in forward and backward directions when the trial helium ground-state wave function is well correlated and contains higher angular momenta (non $1s^2$ part).

EXPERIMENT

We have used the COLTRIMS technique [33–35] to determine the momentum vectors of all final-state products. The experiment was performed at the Van de Graaff accelerator of the Institut für Kernphysik at the University of Frankfurt. The projectile beam (H^+) was collimated to a size of about 0.5×0.5 mm² at the target. 15 cm upstream of the target, a set of electrostatic deflector plates cleaned the primary beam from charge state impurities. The proton beam intersects with a supersonic Helium gas jet (density of 5×10^{11} atoms/cm² and a diameter of 1 mm). About 15 cm downstream a second set of electrostatic deflector plates separate the final charge state, thus only the neutral projectiles (H^0) hit a position and time sensitive multichannel plate (MCP) detector [36, 37] yielding the projectile deflection angle and the time zero of the collision. The recoil ions were accelerated by a weak electrostatic field of 4.8 V/cm in the interaction region and detected on a 80 mm MCP-detector with delay-line anode. To optimize the resolution, a three dimensional time and space focussing geometry [38, 39] was used for the spectrometer. A momentum resolution of 0.1 a. u. was achieved in all three directions. The electrons were guided by a magnetic field of 15 Gauss and accelerated by the same electric field in a time focussing geometry [40] onto a multi channel plate detector of 120 mm active diameter. A three-particle coincidence (H^0 - He^{2+} - e) was applied to record the data event by event. From the positions of impact on the detectors and the time-of-flight we can derive the initial momentum vectors of the He^{++} and the electron. Energy conservation was used for offline background suppression. Furthermore the high resolution data allowed to distinguish data where the neutral projectile (H^0) is found in an excited state

from those, where the hydrogen is in its ground-state. Only these latter ones are presented in this letter.

THEORY

In this study we examine very small scattering angles of the outgoing hydrogen ($0 \leq \theta_p \lesssim 0.5$ mrad). It leads to a practically zero recoil-ion velocity in the laboratory frame during the process, so we treat it as being at rest.

In the presented experiments, the scattering plane formed by the momentum vectors \vec{p}_p (z -axis) and \vec{p}_H is fixed in space, and we choose its polar angle to be $\phi = 0$. The Double Differential Cross Section (DDCS) takes the form

$$\frac{d^2\sigma}{dk_x dk_z} = \frac{2m^2}{(2\pi)^5} \int_{\theta_i}^{\theta_{i+1}} \theta_p d\theta_p \int_{-\infty}^{\infty} dk_y |A_1 + A_2 + A_3|^2. \quad (1)$$

Here m is the proton mass, (θ_i, θ_{i+1}) the scattering angle domain and (k_x, k_y, k_z) the electron momentum components. We calculate the DDCS depending on (k_z, k_x) electron momentum distribution in the scattering plane.

In theoretical calculations we use two trial ground-state helium wave functions. One is the loosely correlated $1s^2$ Roothaan-Hartree-Fock (RHF) wave function [41] (no angular correlation) with a rather poor ground-state energy of -2.861680 a. u. Another one is the highly correlated wave function given in [42] with a ground-state energy of -2.903721 a. u. being very close to the experimental value.

RESULTS AND DISCUSSION

In Fig. 2 we present experimental electron momentum distributions and theoretical results in the scattering plane (the x component of the vector \vec{p}_H is positive here). In the left column (Fig. 2a,c,e) only events for a small projectile scattering angle $\theta_p \leq 0.25$ mrad are selected and in the right column (Fig. 2b,d,f) events for $0.25 \leq \theta_p \leq 0.45$ mrad. The experimental data in Fig. 2a show that at these small scattering angles, the electron is predominantly emitted in backward direction, while at larger scattering angles, corresponding to more violent collisions, shown in Fig. 2b, the electron is found close to the binary encounter ridge indicated by the red dashed line.

The results using a $1s^2$ trial helium wave function are shown in Fig. 2c,d. Particularly for small θ_p the momentum distribution is very similar to the binary- and recoil-peak structures (forward and backward) well known from electron impact ionization experiments [43]. For comparison, the separation of the individual contributions/processes is shown in Fig. 3; the expected

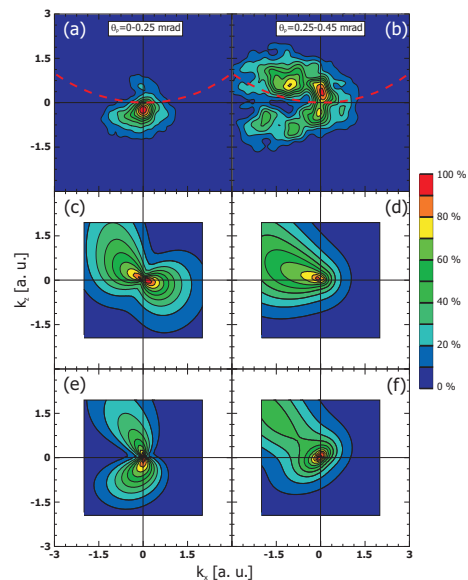


FIG. 2: Experimental and theoretical data for 630 keV H+/He collisions for $\theta_p \leq 0.25$ (left column) and $0.25 \leq \theta_p \leq 0.45$ mrad (right column). (a,b) are the experimental data and the red dashed line represents the binary encounter ridge. (c,d) calculations using a helium $1s^2$ trial wave function, while (e,f) uses a highly correlated helium wave function with angular momentum, all including terms $A_1 + A_2 + A_3$.

electron momentum distribution for the shake-off-process ($A_1 + A_3$ -term) in the case of loosely correlated helium wave function is shown in the top row (Fig. 3a,b), while in Fig. 3c,d (lower row) only the sequential TS2 mechanism (A_2 -term) is taken into account. The shake-off exhibits a perfectly isotropic behavior, as expected for a $1s^2$ -state with zero angular momentum. This term has however a visible influence on the coherent sum of contributions A_1 , A_2 and A_3 (Fig. 2c,d) in spite of the dominance of the A_2 (TS2) term in whole. It changes the binary/recoil peak ratio, while conserving the general features of forward and backward contributions leaving the general distributions to be similar. Comparing the experimental and theoretical results (couples in Fig. 2a,c and Fig. 2b,d), we find notable differences.

The agreement improves considerably for a well-correlated helium wave function with radial and angular ee -correlations. In Fig. 2e,f the results of our calculations are shown for small and intermediate θ_p values. And they are split into the different contributions in Fig. 4. It can clearly be seen that the shake-off terms in Fig 4a,b show an asymmetric emission pattern, peaking in backward direction. A binary/recoil peaklike structure is also clearly visible for the A_2 -term using a correlated wave function (Fig. 4c,d). The coherent sum (Fig. 2e) also exhibits two clearly distinct peaks pointing forward and backward along the z -axis. This structure is considerably rotated clockwise compared to the one shown in Fig. 2c.

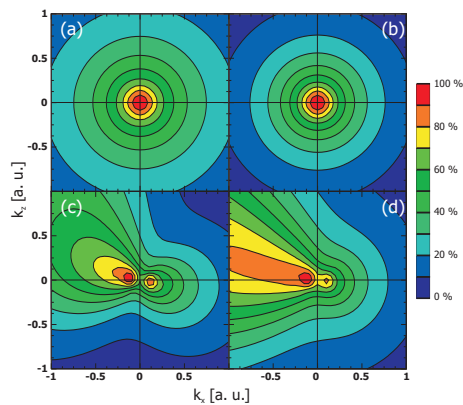


FIG. 3: Calculation for a helium $1s^2$ trial wave function separated in SO (a,b) and TS2 (c,d) for $\theta_p \leq 0.25$ (left column) and $0.25 \leq \theta_p \leq 0.45$ mrad (right column).

While the calculation in Fig. 2e suggest a more equal contribution of $A_1 + A_3$ vs. A_2 the experiment shows predominantly the backward contribution from $A_1 + A_3$. This is clearly a consequence from the overestimation of the A_2 term at small scattering angles caused by the missing nuclear-nuclear deflection term in A_2 mentioned above. A calculation in the second Born approximation, which would account for nucleus-nucleus interaction and the momentum kick from the electron transfer would definitely solve this. It has to be noted that the process proposed by Voitkiv [29] also predicts electrons emitted in backward direction in agreement with experiment [30]. So far no fully differential cross sections have been published for the mechanism predicted in [29]. We note that this mechanism is not implicitly included in our PWFBA calculations [44]. Our present work suggests that such an additional mechanism beyond PWFBA is not necessary in order to explain the backward electron emission in TI at the present collision velocity.

Comparing now the experimental and theoretical results (couples in Fig. 2a,e and Fig. 2b,f), we find good agreement, which is yet less satisfactory for at larger projectile scattering angles $0.25 \leq \theta_p \leq 0.45$ mrad (right column). At larger scattering angles we expect also the second Born term to contribute which is not included in our present TI calculations.

CONCLUSIONS

In conclusion, we presented highly differential theory (PWFBA) and experimental data from a kinematical complete experiment on transfer ionization in proton-Helium-collision at 630 keV/u. The observed splitting into forward and backward emission originates from two different contributions, the A_2 -term (TS2, electron knock-off) and the $A_1 + A_3$ -term (shake-off). Compari-

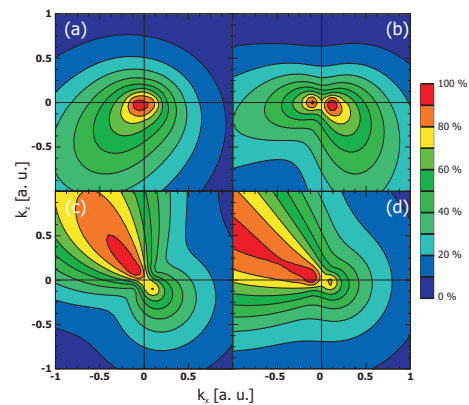


FIG. 4: Calculation for a highly correlated helium wave function with angular momentum separated in SO (a,b) and TS2 (c,d) for $\theta_p \leq 0.25$ (left column) and $0.25 \leq \theta_p \leq 0.45$ mrad (right column).

son of a loosely and a strongly correlated wave function for the initial state confirms the high sensitivity of the experiment to the subtle features of the initial state wave function. Even better agreement especially for the forward emitted electrons, TS2 contribution (A_2 -term), can be expected for calculations in the second order.

ACKNOWLEDGMENTS

This work was supported in part by Bundesministerium für Bildung und Forschung (BMBF), Deutsche Forschungsgemeinschaft (DFG) and Roentdek Handels GmbH. As well this work partially supported by Russian Foundation of Basic Research (RFBR), grant 11-01-00523-a. All calculations were performed using Moscow State University Research Computing Centre (supercomputers Lomonosov and Chebyshev) and Joint Institute for Nuclear Research Central Information and Computer Complex. The authors are grateful to K. Kouzakov for useful discussions and help. We are also grateful for inspiring discussions with R. Dörner and H. Schmidt-Böcking and continuous raised questions. We acknowledge helpful comments from A. Voitkiv.

* Electronic address: schoeffler@atom.uni-frankfurt.de

- [1] J. S. Briggs and V. Schmidt, J. Phys. B: At. Mol. Opt. Phys., **33**, R1, (2000)
- [2] A. Knapp, A. Kheifets, I. Bray, Th. Weber, A. L. Landers, S. Schössler, T. Jahnke, J. Nickles, S. Kammer, O. Jagutzki, L. Ph. Schmidt, T. Osipov, J. Rösch, M. H. Prior, H. Schmidt-Böcking, C. L. Cocke and R. Dörner, Phys. Rev. Lett., **89**, 033004, (2002)
- [3] M. Kurka, A. Rudenko, L. Foucar, K. U. Kühnel, Y. H. Jiang, Th. Ergler, T. Havermeier, M. Smolarski, S.

- Schössler, K. Cole, M. Schöffler, R. Dörner, M. Gensch, S. Düsterer, R. Treusch, S. Fritzsche, A. N. Grum-Grzhimailo, E. V. Gryzlova, N. M. Kabachnik, C. D. Schröter, R. Moshhammer, and J. Ullrich, *J. Phys. B: At. Mol. Opt. Phys.* **42** (2009), 141002
- [4] R. Dörner, Th. Weber, M. Weckenbrock, A. Staudte, M. Hattass, R. Moshhammer, J. Ullrich, H. Schmidt-Böcking, *Multiple Ionization in Strong Laser Fields, Advances in Atomic and Molecular Physics Volume 48*, ed: B. Bederson and H. Walther, Academic Press, 1-36, (2002)
- [5] M. Ya. Amusia, E. G. Drukarev, V. G. Gorshkov, and M. P. Kazachkov, *J. Phys. B: At. Mol. Opt. Phys.*, **8**, 1248, (1975)
- [6] A. G. Galstyan, O. Chuluunbaatar, Yu. V. Popov, B. Piraux, *Phys. Rev. A.*, **85**, 023418, (2012)
- [7] M. Schulz, R. Moshhammer, D. Fischer, H. Kollmus, D.H. Madison, S. Jones, and J. Ullrich, *Nature*, **422**, 48 (2003)
- [8] T.N. Rescigno, M. Baertschy, W.A. Isaacs, C.W. and McCurdy, *Science*, **286**, 2474, (1999)
- [9] M. Foster, J. L. Peacher, M. Schulz, D. H. Madison, Z. J. Chen, H. R. J. Walters, *Phys. Rev. Lett.*, **97**, 093202, (2006)
- [10] V. Mergel, R. Dörner, K. Khayyat, M. Achler, T. Weber, O. Jagutzki, H. J. Lüdde, C. L. Cocke and H. Schmidt-Böcking, *Phys. Rev. Lett.*, **86**, 2257, (2001)
- [11] V. Mergel, R. Dörner, M. Achler, K. Khayyat, S. Lencinas, J. Euler, O. Jagutzki, S. Nüttgens, M. Unverzagt, L. Spielberger, W. Wu, R. Ali, J. Ullrich, H. Cederquist, A. Salin, C. J. Wood, R. E. Olson, Dž. Belkić, C. L. Cocke and H. Schmidt-Böcking, *Phys. Rev. Lett.*, **79**, 387, (1997)
- [12] E. Horsdal, B. Jensen, and K.O. Nielsen, *Phys. Rev. Lett.*, **57**, 1414, (1986)
- [13] J. Palinkas, R. Schuch, H. Cederquist, and O. Gustafsson, *Phys. Rev. Lett.*, **63**, 2464, (1989)
- [14] H.T. Schmidt, A. Fardi, R. Schuch, S.H. Schwartz, H. Zettergren, H. Cederquist, L. Bagge, H. Danared, A. Källberg, J. Jensen, K.-G. Rensfelt, V. Mergel, L. Schmidt, H. Schmidt-Böcking, and C.L. Cocke, *Phys. Rev. Lett.*, **89**, 163201, (2002)
- [15] H. Schmidt-Böcking, V. Mergel, R. Dörner, C.L. Cocke, O. Jagutzki, L. Schmidt, Th. Weber, H.J. Lüdde, E. Weigold, J. Berakdar, H. Cederquist, H.T. Schmidt, R. Schuch, and A.S. Kheifets, *Europhys. Lett.*, **62**, 477, (2003)
- [16] H. T. Schmidt, J. Jensen, P. Reinhard, R. Schuch, K. Stochkel, H. Zettergren, H. Cederquist, L. Bagge, H. Danared, A. Källberg, H. Schmidt-Böcking and C. L. Cocke, *Phys. Rev. A*, **72**, 012713, (2005)
- [17] J. R. Oppenheimer, *Phys. Rev.*, **31**, 349, (1928)
- [18] J. D. Jackson and H. Schiff, *Phys. Rev.*, **89**, 359, (1953)
- [19] Dž. Belkić and A. Salin, *J. Phys. B: At. Mol. Phys.*, **11**, 3905, (1978)
- [20] A. Godunov, C. T. Whelan, and H. R. J. Walters, *J. Phys. B: At. Mol. Opt. Phys.*, **37**, L201, (2004)
- [21] M. Schöffler, A. L. Godunov, C. T. Whelan, H. R. J. Walters, V. S. Schipakov, V. Mergel, R. Dörner, O. Jagutzki, L. Ph. H. Schmidt, J. Titze, E. Weigold and H. Schmidt-Böcking, *J. Phys. B: At. Mol. Opt. Phys.*, **38**, L123, (2005)
- [22] J. H. McGuire, N. C. Deb, Y. Aktas and N.C. Sil, *Phys. Rev. A*, **38**, 3333, (1988)
- [23] J. H. McGuire, N. Berrah, R. J. Bartlett, J. A. R. Samson, J. A. Tanis, C. L. Cocke and A. S. Schlachter, *Journal of Physics B: Atomic, Molecular and Optical Physics*, **28**, 913, (1995)
- [24] T. Y. Shi and C. D. Lin, *Phys. Rev. Lett*, **89**, 163202, (2002)
- [25] E. Horsdal-Pedersen, P. Loftager and J. L. Rasmussen, *J. Phys. B: At. Mol. Phys.*, **15**, 2461, (1982)
- [26] A. L. Godunov, C. T. Whelan, H. R. J. Walters, V. S. Schipakov, M. Schöffler, V. Mergel, R. Dörner, O. Jagutzki, L. Ph. H. Schmidt, J. Titze, and H. Schmidt-Böcking, *Phys. Rev. A*, **71**, 052712, (2005)
- [27] J. H. McGuire and L. Weaver, *Phys. Rev. A*, **16**, 41, (1977)
- [28] J. Eichler and T. Stöhlker, *Physics Reports*, **439**, 1-99, (2007)
- [29] A. B. Voitkiv, B. Najjari and J. Ullrich, *Phys. Rev. Lett.*, **101**, 223201, (2008)
- [30] M. Schulz, X. Wang, M. Gundmundsson, K. Schneider, A. Kelkar, A. B. Voitkiv, B. Najjari, M. Schöffler, L. Ph. H. Schmidt, R. Dörner, J. Ullrich, R. Moshhammer and D. Fischer, *Phys. Rev. Lett.*, **108**, 043202, (2012)
- [31] L. H. Thomas, *Proc. Roy. Soc. A*, **114**, 561, (1927)
- [32] S. Houamer, Yu. V. Popov, and C. Dal Cappello, *Phys. Rev. A* **81**, 032703 (2010).
- [33] J. Ullrich, R. Moshhammer, R. Dörner, O. Jagutzki, V. Mergel, H. Schmidt-Böcking and L. Spielberger, *J. Phys. B: At. Mol. Opt. Phys.*, **30**, 2917, (1997)
- [34] R. Dörner, V. Mergel, O. Jagutzki, L. Spielberger, J. Ullrich, R. Moshhammer and H. Schmidt-Böcking, *Physics Reports*, **330**, 95, (2000)
- [35] J. Ullrich, R. Moshhammer, A. Dorn, R. Dörner, L. Ph. H. Schmidt and H. Schmidt-Böcking, *Rep. Prog. Phys.*, **66**, 1463, (2003)
- [36] O. Jagutzki, J. S. Lapington, L. B. C. Worth, U. Spillmann, V. Mergel and H. Schmidt-Böcking, *Nucl. Instr. and Meth. in Phys. Res. A*, **477**, 256, (2002)
- [37] O. Jagutzki, V. Mergel, K. Ullmann-Pfleger, L. Spielberger, U. Spillmann, R. Dörner and H. Schmidt-Böcking, *Nucl. Instr. and Meth. in Phys. Res. A*, **477**, 244, (2002)
- [38] M. S. Schöffler, T. Jahnke, J. Titze, N. Petridis, K. Cole, L. Ph. H. Schmidt, A. Czasch, O. Jagutzki, J. B. Williams, C. C. Cocke, T. Osipov, S. Lee, M. H. Prior, A. Belkacem, A. L. Landers, H. Schmidt-Böcking, R. Dörner, and Th. Weber, *New Journal of Physics*, **13**, 095013, (2011)
- [39] V. Mergel, R. Dörner, J. Ullrich, O. Jagutzki, S. Lencinas, S. Nüttgens, L. Spielberger, M. Unverzagt, C. L. Cocke, R. E. Olson, M. Schulz, U. Buck, E. Zanger, W. Theisinger, M. Isser, S. Geis, H. Schmidt-Böcking, *Phys. Rev. Lett.*, **74**, 2200, (1995)
- [40] W. C. Wiley, I. H. McLaren, *Rev. Sci. Instr.*, **26**, 1150, (1955)
- [41] Enrico Clementi and Carla Roetti. *Atomic Data and Nuclear Data Tables* **14**, 177 (1974).
- [42] O. Chuluunbaatar, I.V. Puzinin, P.S. Vinitsky, Yu. V. Popov, K.A. Kouzakov and C. Dal Cappello, *Phys. Rev. A*, **74**, 014703 (2006).
- [43] H. Ehrhardt, K. Jung, G. Knoth und P. Schlemmer, *Z. Physik D Atoms, Molecules and Clusters*, **1**, 3-32, (1986)
- [44] A. Voitkiv, Private Communication (2012)