

****Volume Title****
ASP Conference Series, Vol. **Volume Number**
****Author****
 © ****Copyright Year**** *Astronomical Society of the Pacific*

Solar like oscillations in the stars KIC 5390438 and KIC 5701829 observed by Kepler

L. Fox Machado¹ and A.S. Baran,²

¹*Observatorio Astronómico Nacional, Instituto de Astronomía – Universidad Nacional Autónoma de México, Ap. P. 877, Ensenada, BC 22860, México*

²*Mt. Suhora Observaroty of the Pedagogical University, ul. Podchorążych 2, 30-084 Cracow, Poland*

Abstract.

The preliminary results of an analysis of the KIC 5390438 and KIC 5701829 light curves are presented. The variations of these stars were detected by Baran et al. (2011a) in a search for pulsating M dwarfs in the Kepler public database. The objects have been observed by the Kepler spacecraft during the Q2 and Q3 runs in a short-cadence mode (integration time of ~ 1 min). A Fourier analysis of the time series data has been performed by using the PERIOD04 package. The resulting power spectrum of each star shows a clear excess of power in the frequency range 100 and 350 μHz with a sequence of spaced peaks typical of solar-like oscillations. A rough estimation of the large and small separations has been obtained. Spectroscopic observations secured at the Observatorio Astronomico Nacional in San Pedro Mártir allowed us to derive a spectral classification K2III and K0III for KIC 5390438 and KIC 5701829, respectively. Thus, KIC 5390438 and KIC 5701829 have been identified as solar-like oscillating red giant stars.

1. Introduction

The Kepler satellite (Borucki et al. 2010), successfully launched in 2009 March, is providing light curves of impressive quality with the primary goal to detect Earth-size planets by means of the transit method. The Kepler spacecraft has onboard a 0.95-meter diameter telescope with an array of 42 CCDs which is observing continuously a fixed field of view of ~ 105 square degrees in the constellations Cygnus and Lyra. During the life time of the mission time series data of more than 150,000 stars will be obtained with a high duty cycle typically from few weeks to several months. Most of these objects will be observed at a near regular long cadence of ~ 30 minutes, while 512 at a time with a short cadence period of ~ 1 -minute. The high-precision photometry obtained by the satellite is especially well suited for probing the interior of the stars by using the techniques of asteroseismology (Aerts et al. 2010). This database is unique since it can be used to characterize common oscillation properties of a large number of intrinsic pulsators by analyzing their amplitude spectra (Chaplin et al. 2011; Hekker et al. 2011; Uytterhoeven et al. 2011; Baran et al. 2011a)

In particular, Baran et al. (2011a) carried out an analysis of a sample of 86 low mass red stars aimed at determine whether radial pulsation are excited to detectable amplitudes in M dwarfs as suggested recently by theoretical predictions (Baran et al.

2011b; Rodríguez-López et al. 2012). Baran et al. (2011a) derived the spectral types of these 86 objects after which only six of them turned out to be main sequence M stars and none out of six showed signals which could be attributed to M dwarf pulsations. Among these 86 objects a few K-type stars showed short period pulsations which could be attributed to solar-like oscillations. We present here the first results of an analysis of two of these stars: KIC 5390438 and KIC 5701829.

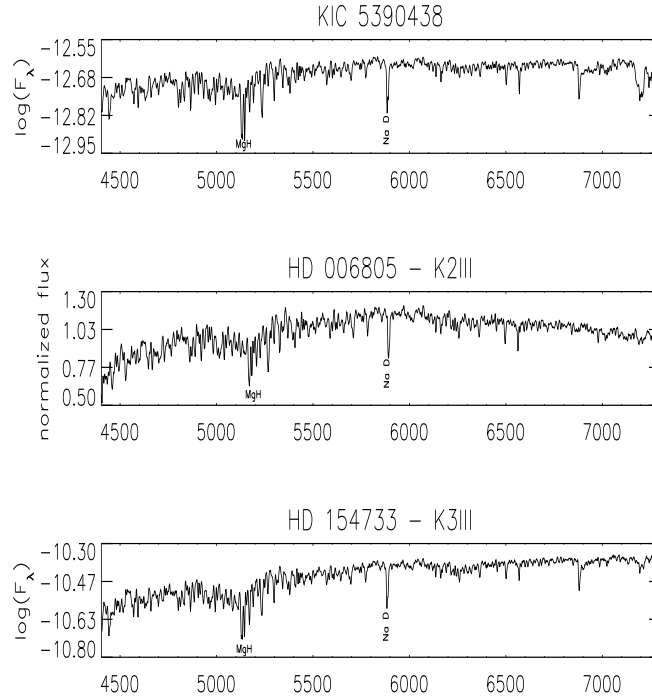


Figure 1. A comparison of the spectrum of KIC 5390438 with two MK standards. From top to bottom: KIC 5390438, K2III standard, K3III standard. The positions of the Mg I triplet and Na doublets absorption features are indicated in each panel.

Table 1. Observational properties of the target stars as taken from the Kepler Input Catalogue.

KEPLER ID	RA (2000)	DEC (2000)	Kp Mag (mag)	T_{eff} (K)	$\log g$ (cm/s^2)	E(B-V) (mag)	Radius (R_{\odot})
5390438	19 54 32.22	+40 35 51.0	10.538	4536	4.418	0.014	0.924
5701829	19 22 22.64	+40 59 42.5	9.047	4623	4.634	0.006	0.694

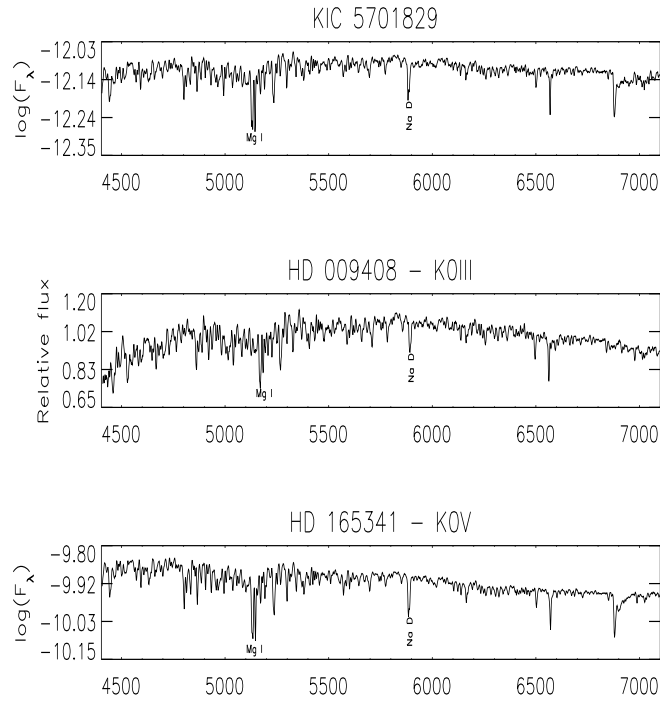


Figure 2. A comparison of the spectrum of KIC 5701829 with those of MK standards. From top to bottom: KIC 5701829, K0III standard, K0V standard. The positions of the Mg I triplet and Na doublets absorption features are indicated in each panel.

2. Spectroscopic data

Details on spectroscopic observations are given in Baran et al. (2011a). Briefly, the spectra of KIC 5390438 and KIC 5701829 were acquired at Observatorio Astronómico Nacional at San Pedro Mártir in Baja California, Mexico. We used the Italian Boller and Chivens spectrograph attached to the Cassegrain $f/7.5$ focus of the 2.12-m telescope. A diffraction grating with a 400 l/mm ruling and blazed at 6° was used in the first order for the observations, with an inclination angle of 8° , to cover a wavelength range from 4400 to 7900 Å. We employed a dispersion of 1.8 Å per pixel with a spectral resolution of 8 Å ($R \sim 750$ at central wavelength). For data reduction we followed the standard procedures using the IRAF package.

The spectral types were defined by direct comparison with template spectra recorded during the same observing night using the same equipment and with similar resolution spectra from MILES spectral library (Sánchez-Blázquez et al. 2006). Figure 1 compares the spectrum of KIC 5390438 (top panel), the spectrum of the K2III standard HD 006805 (middle panel) and the spectrum of the K3III star HD 154733 (bottom panel). The second one was obtained from MILES library, while the third one was acquired with the same equipment. Given that the three spectra are quite similar to each other, from which we conclude that KIC 5390438 is a K giant star. As a luminosity

criterion we used the Mg I triplet $\lambda\lambda 5167, 5172, 5183$, which is sensitive to luminosity for the late-G to the mid-K. We thus conclude that KIC 5390438 is a K2III star.

Likewise, Figure 2 shows the spectrum of KIC 5701829 (top panel), the spectrum of the K0 giant star HD 009408 from MILES library (middle panel) and the spectrum of the K0 main sequence star HD 165341 obtained with the same equipment (bottom panel). As can be seen the spectrum of the giant star looks similar to its main sequence counterpart. However, as it is known the features in the main sequence stars are sharper, in particular the lines of Na I doublets are less stronger in giant stars. Therefore we conclude that KIC 5701829 is rather a K0III star.

The physical parameters of the stars as taken from the Kepler input catalogue (KIC) are listed in Table 1. Considering the spectral types derived for KIC 5390438 and KIC 5701829, the values of the effective temperature listed in Table 1 are in agreement within the errors with those of K giant stars, while the values of the surface gravity are overestimated by a factor of two. As a reference, the atmospheric parameters of the standard stars HD 006805 (K2III) and HD 009804 (K0III) are the following: $T_{\text{eff}} = 4600$ K, $\log g = 2.90$ cm/s² (Hekker & Meléndez 2007) and $T_{\text{eff}} = 4804$ K, $\log g = 2.30$ cm/s² (Mishenina et al. 2006), respectively.

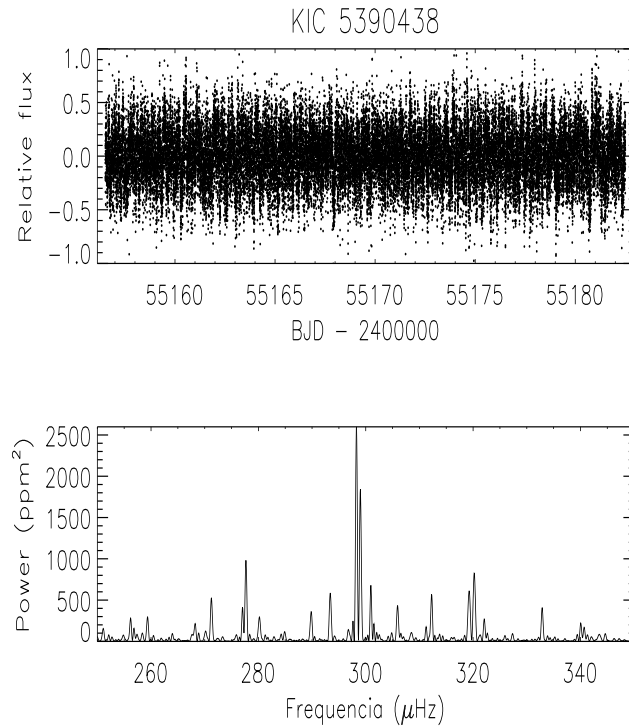


Figure 3. Top panel: KIC 5390438 light curve normalized to the mean value. Bottom panel: Fourier spectrum limited to the range of stellar pulsations.

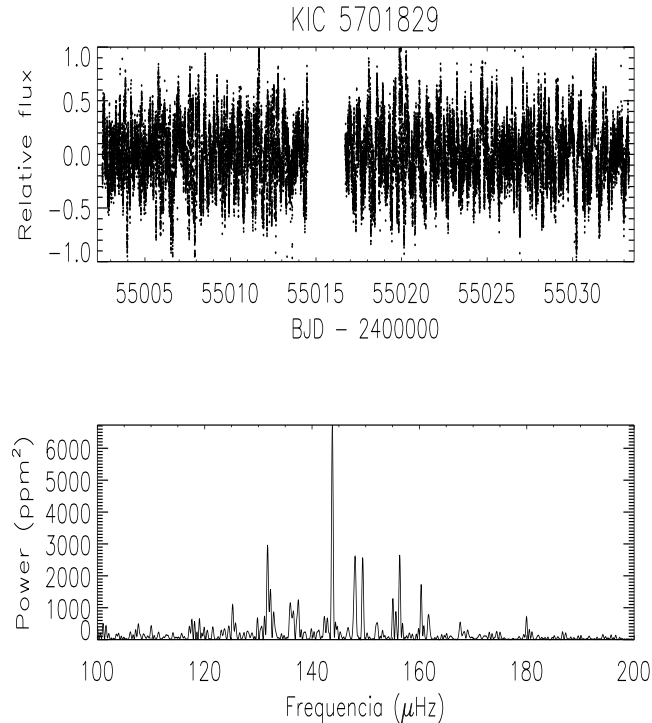


Figure 4. Top panel: KIC 5701829 light curve normalized to the mean value. Bottom panel: Fourier spectrum limited to the range of stellar pulsations.

3. Light curves and period analysis

KIC 5390438 have been observed by the Kepler satellite in a short cadence-mode (integration time of ~ 1 minute) during 25.98 consecutive days. From Baran et al. (2011a) it follows that it shows intrinsic pulsations with a period of ~ 1 hour. KIC 5701829 data was obtained for a duration of 30.98 days in a short cadence-mode as well. A quick analysis of the data revealed an intrinsic variation of about 0.5 hours.

The raw time series data have been processed as explaining in Baran et al. (2011a). The light curves normalized to the mean value are shown in top panels of Fig. 3 and Fig. 4 for KIC 5390438 and KIC 5701829, respectively. The Fourier analysis of the data set has been performed by using the PERIOD04 package (Lenz & Breger 2005), which allows to extract the individual frequencies from large multiperiodic time series and can perform multiple-frequency least-squares fit of up to several hundred simultaneous sinusoidal components. The power spectra of KIC 5390438 and KIC 5701829 around the highest peak are shown in bottom panels of Fig. 3 and Fig. 4, respectively. We have found that KIC 5390438 shows a clear power excess in the frequency range 250-350 μHz centred at $\nu_{\text{max}} \sim 298.3 \mu\text{Hz}$, while for KIC 5701829 the power excess is located at a lower frequency range between 100-200 μHz centred at $\nu_{\text{max}} \sim 143.8 \mu\text{Hz}$.

As well know, the solar-like oscillation spectra are characterized by the large and small frequency separations. The former consists in a series of equally spaced peaks separated by $\Delta\nu$ between p modes of the same degree and adjacent n : $\Delta\nu \sim$

$\Delta\nu_l = \nu_{n+1,l} - \nu_{n,l}$. The latter is seen as another series of peaks, with separation of $\delta_{l,l+2} = \nu_{n,l} - \nu_{n-1,l+2}$. While the large frequency separation is proportional to the square root of the mean density, the small frequency separation is sensitive to the chemical composition gradient in the central regions of the star and hence to its evolutionary state. The power spectra presented in Fig. 3 and Fig. 4 allow us to give a rough estimation of the large and small frequency separations for our target stars. We have obtained $\Delta\nu_0 \sim 21.1 \mu\text{Hz}$, $\delta\nu_{0,2} \sim 0.82 \mu\text{Hz}$ and $\Delta\nu_0 \sim 12.2 \mu\text{Hz}$, $\delta\nu_{0,2} \sim 1.46 \mu\text{Hz}$ for KIC 5390438 and KIC 5701829, respectively. We note that the derived values of $\Delta\nu_0$ are in good agreement with those estimated from the scaling relations for solar-like oscillations by Stello et al. (2009).

4. Conclusions

We have analyzed the light curves of two K-type stars observed by Kepler during approximately one month. We provided a spectral classification for each star. A preliminary analysis of the power spectrum of the light curves allowed us to get a rough estimate of the large and small frequency separations.

The empirical scaling relations of Kjeldsen & Bedding (1995) can be used to provide a first estimate of stellar radius and mass without any stellar modelling:

$$\frac{R}{R_\odot} \approx \left(\frac{135 \mu\text{Hz}}{\langle \Delta\nu \rangle} \right)^2 \left(\frac{\nu_{\text{max}}}{3050 \mu\text{Hz}} \right) \left(\frac{T_{\text{eff}}}{5777 \text{ K}} \right)^{1/2}$$

$$\frac{M}{M_\odot} \approx \left(\frac{135 \mu\text{Hz}}{\langle \Delta\nu \rangle} \right)^4 \left(\frac{\nu_{\text{max}}}{3050 \mu\text{Hz}} \right)^3 \left(\frac{T_{\text{eff}}}{5777 \text{ K}} \right)^{3/2}$$

For KIC 5390438, we obtain: $\frac{M}{M_\odot} \simeq 1.2$ and $\frac{R}{R_\odot} \simeq 4.0$, while for KIC 5701829, we have $\frac{M}{M_\odot} \simeq 1.4$ and $\frac{R}{R_\odot} \simeq 5.8$. The global asteroseismic parameters derived for KIC 5390438 resemble those of the red giant star KIC 4351319 –a star below the red clump which is still ascending the red-giant branch (Di Mauro et al. 2011). On the other hand, KIC 5701829 is slightly more massive star in a more advanced evolutionary state than KIC 5390438. These stars will be studied in more details using stellar modelling to retrieve more precise stellar parameters.

Acknowledgments. LFM acknowledges financial support from the UNAM under grant PAPIIT IN104612 and from CONACyT by way of grant CC-118611. Special thanks are given to the technical staff and night assistants of the San Pedro Mártir observatory. This project was supported by Polish Ministry of Science under grant No. N N203 379736. Funding for Kepler Discovery mission is provided by NASA's Science Mission Directorate. The authors gratefully acknowledge the entire Kepler team, whose efforts have made these results possible.

References

- Aerts, C., Christensen-Dalsgaard, J., & Kurtz, D. W. 2010, *Asteroseismology*
 Baran, A. S., Fox-Machado, L., Lykke, J., Nielsen, M., & Telting, J. H. 2011a, *Acta Astronomica*, 61, 325

- Baran, A. S., Winiarski, M., Krześciński, J., Fox-Machado, L., Kawaler, S. D., Drózd, M., Faltenbacher, A., Thompson, M. A., & Reed, M. D. 2011b, *Acta Astronomica*, 61, 37
- Borucki, W. J., Koch, D., Basri, G., Batalha, N., Brown, T., Caldwell, D., Caldwell, J., Christensen-Dalsgaard, J., Cochran, W. D., DeVore, E., Dunham, E. W., Dupree, A. K., Gautier, T. N., Geary, J. C., Gilliland, R., Gould, A., Howell, S. B., Jenkins, J. M., Kondo, Y., Latham, D. W., Marcy, G. W., Meibom, S., Kjeldsen, H., Lissauer, J. J., Monet, D. G., Morrison, D., Sasselov, D., Tarter, J., Boss, A., Brownlee, D., Owen, T., Buzasi, D., Charbonneau, D., Doyle, L., Fortney, J., Ford, E. B., Holman, M. J., Seager, S., Steffen, J. H., Welsh, W. F., Rowe, J., Anderson, H., Buchhave, L., Ciardi, D., Walkowicz, L., Sherry, W., Horch, E., Isaacson, H., Everett, M. E., Fischer, D., Torres, G., Johnson, J. A., Endl, M., MacQueen, P., Bryson, S. T., Dotson, J., Haas, M., Kolodziejczak, J., Van Cleve, J., Chandrasekaran, H., Twicken, J. D., Quintana, E. V., Clarke, B. D., Allen, C., Li, J., Wu, H., Tenenbaum, P., Verner, E., Bruhweiler, F., Barnes, J., & Prsa, A. 2010, *Science*, 327, 977
- Chaplin, W. J., Kjeldsen, H., Christensen-Dalsgaard, J., Basu, S., Miglio, A., Appourchaux, T., Bedding, T. R., Elsworth, Y., García, R. A., Gilliland, R. L., Girardi, L., Houdek, G., Karoff, C., Kawaler, S. D., Metcalfe, T. S., Molenda-Żakowicz, J., Monteiro, M. J. P. F. G., Thompson, M. J., Verner, G. A., Ballot, J., Bonanno, A., Brandão, I. M., Broomhall, A.-M., Bruntt, H., Campante, T. L., Corsaro, E., Creevey, O. L., Doğan, G., Esch, L., Gai, N., Gaulme, P., Hale, S. J., Handberg, R., Hekker, S., Huber, D., Jiménez, A., Mathur, S., Mazumdar, A., Mosser, B., New, R., Pinsonneault, M. H., Pricopi, D., Quirion, P.-O., Régulo, C., Salabert, D., Serenelli, A. M., Silva Aguirre, V., Sousa, S. G., Stello, D., Stevens, I. R., Suran, M. D., Uytterhoeven, K., White, T. R., Borucki, W. J., Brown, T. M., Jenkins, J. M., Kinemuchi, K., Van Cleve, J., & Klaus, T. C. 2011, *Science*, 332, 213. 1109.4723
- Di Mauro, M. P., Cardini, D., Catanzaro, G., Ventura, R., Barban, C., Bedding, T. R., Christensen-Dalsgaard, J., De Ridder, J., Hekker, S., Huber, D., Kallinger, T., Miglio, A., Montalbán, J., Mosser, B., Stello, D., Uytterhoeven, K., Kinemuchi, K., Kjeldsen, H., Mullally, F., & Still, M. 2011, *MNRAS*, 415, 3783. 1105.1076
- Hekker, S., Gilliland, R. L., Elsworth, Y., Chaplin, W. J., De Ridder, J., Stello, D., Kallinger, T., Ibrahim, K. A., Klaus, T. C., & Li, J. 2011, *MNRAS*, 414, 2594. 1103.0141
- Hekker, S., & Meléndez, J. 2007, *A&A*, 475. 0709.1145
- Kjeldsen, H., & Bedding, T. R. 1995, *A&A*, 293, 87. arXiv:astro-ph/9403015
- Lenz, P., & Breger, M. 2005, *Communications in Asteroseismology*, 146, 53
- Mishenina, T. V., Bienaymé, O., Gorbaneva, T. I., Charbonnel, C., Soubiran, C., Korotín, S. A., & Kovtyukh, V. V. 2006, *A&A*, 456, 1109. arXiv:astro-ph/0605615
- Rodríguez-López, C., MacDonald, J., & Moya, A. 2012, *MNRAS*, 419, L44. 1108.1126
- Sánchez-Blázquez, P., Peletier, R. F., Jiménez-Vicente, J., Cardiel, N., Cenarro, A. J., Falcón-Barroso, J., Gorgas, J., Selam, S., & Vazdekis, A. 2006, *MNRAS*, 371, 703. arXiv:astro-ph/0607009
- Stello, D., Chaplin, W. J., Basu, S., Elsworth, Y., & Bedding, T. R. 2009, *MNRAS*, 400, L80. 0909.5193
- Uytterhoeven, K., Moya, A., Grigahcène, A., Guzik, J. A., Gutiérrez-Soto, J., Smalley, B., Handler, G., Balona, L. A., Niemczura, E., Fox Machado, L., Benatti, S., Chapellier, E., Tkachenko, A., Szabó, R., Suárez, J. C., Ripepi, V., Pascual, J., Mathias, P., Martín-Ruiz, S., Lehmann, H., Jackiewicz, J., Hekker, S., Gruberbauer, M., García, R. A., Dumusque, X., Díaz-Fraile, D., Bradley, P., Antoci, V., Roth, M., Leroy, B., Murphy, S. J., De Cat, P., Cuypers, J., Kjeldsen, H., Christensen-Dalsgaard, J., Breger, M., Pigulski, A., Kiss, L. L., Still, M., Thompson, S. E., & van Cleve, J. 2011, *A&A*, 534, A125. 1107.0335