

# Neutrino masses from R-parity violation with a $Z_3$ symmetry

E. Peinado\*

*AHEP Group, Instituto de Física Corpuscular – C.S.I.C./Universitat de València  
Edificio de Institutos de Paterna, Apartado 22085, E-46071 València, Spain*

A. Vicente†

*Laboratoire de Physique Théorique, CNRS – UMR 8627,  
Université de Paris-Sud 11, F-91405 Orsay Cedex, France*

## Abstract

We consider a supersymmetric model where the neutrino mass matrix arises from bilinear and trilinear R-parity violation, both restricted by a  $Z_3$  flavor symmetry. Assuming flavor blind soft supersymmetry (SUSY) breaking conditions, corrected at low energies due to running effects, we obtain a neutrino mass matrix in agreement with oscillation data. In particular, a large  $\theta_{13}$  angle can be easily accommodated. We also find a correlation between the reactor and atmospheric mixing angles. This leads in some scenarios to a clear deviation from  $\theta_{23} = \pi/4$ . The Lightest Supersymmetric Particle (LSP) decay, dominated by the trilinear couplings, provides a direct way to test the model at colliders.

Keywords: supersymmetry; neutrino masses and mixing

---

\*Electronic address: epeinado@ific.uv.es

†Electronic address: avelino.vicente@th.u-psud.fr

## I. INTRODUCTION

Supersymmetry (SUSY) is one of the most popular extensions of the Standard Model (SM) [1, 2]. The main advantage with respect to non-SUSY models is the technical solution that it provides to the hierarchy problem [3–6]. In addition, other theoretical and phenomenological issues can be addressed in the context of supersymmetric models. For example, questions such as the radiative origin of the electroweak symmetry breaking [7–9] and the unification of the gauge couplings at high energies [10–14].

However, despite these appealing theoretical motivations, no experimental evidence of supersymmetry has been found so far at the Large Hadron Collider (LHC) [15, 16]. This might be telling us that we are adopting a wrong search strategy. In fact, most searches are based on the assumption of conserved R-parity [17], thus including a lower cut on the amount of missing transverse energy. This should encourage the search for non-minimal supersymmetric scenarios with a departure from the usual signatures, such as those with R-parity violation [18].

In the Minimal Supersymmetric Standard Model (MSSM) there are renormalizable terms, perfectly allowed under all symmetries of the theory, that break either baryon or lepton number [18]. These new interactions, that involve SM particles and their superpartners, are highly constrained by the non-observation of baryon or lepton number violating processes<sup>1</sup>. In fact, if baryon and lepton number breaking interactions were present at the same time, they would induce proton decay. For these reasons, these dangerous terms are usually forbidden by an *ad-hoc* additional symmetry, such as R-parity.

However, in order to stabilize the proton it is sufficient to forbid one of these terms, namely the baryon number violating one. In this case, the lepton number violating interactions would contribute to the generation of Majorana neutrino masses [18, 28], an open issue not addressed in the MSSM, while problems due to proton decay are evaded. This well motivated framework is one of the few scenarios where the mechanism behind neutrino mass generation can be directly tested in accelerator experiments, see for example [29–36].

Furthermore, the presence of R-parity violating couplings opens up good perspectives for

---

<sup>1</sup> Many detailed studies regarding bounds on R-parity violating couplings have been written. These are obtained from baryon or lepton number violating processes as well as from several (unobserved) flavor violating processes. See for example [19–23, 25–27] and references therein.

a richer phenomenology. Although the smallness of the R-parity violating couplings implies that the standard decay chains are not affected, the decay of the LSP changes dramatically the final signatures at the LHC [37]. In fact, the LSP decay reduces the amount of missing transverse energy in the final state. Instead, one expects events with large lepton and/or jet multiplicity. This has been recently used by different authors [35, 38] to relax the stringent bounds on the squark and gluino masses, otherwise pushed to values clearly above the TeV.

Regarding neutrino oscillation experiments, the intense activity over the last years has led to an increasing accuracy in the determination of the oscillation parameters. In particular, the  $\theta_{13}$  mixing angle has been finally measured, with a surprisingly large result. Indeed, Double-Chooz [39], T2K [40], MINOS [41], Daya-Bay [42] and RENO [43] have completely ruled out the possibility of a vanishing  $\theta_{13}$ , consistently pointing towards a value in the  $\sin^2 2\theta_{13} \sim \mathcal{O}(0.1)$  ballpark. Updated global fits to all available experimental data have also appeared recently [44–46].

The aforementioned measurement of  $\theta_{13}$  has also ruled out the popular tri-bimaximal neutrino mixing pattern [47] and led to an explosion of papers where different flavor symmetries are used to accommodate a large  $\theta_{13}$ . Concerning supersymmetric models with R-parity violation, a flavor model for bilinear R-parity violation was introduced in [48]. The requirement of an exact  $A_4$  flavor symmetry in the superpotential couplings led to the known neutrino mixing pattern at the prize of a higher complexity of the scalar sector of the model. Here we present another example, based on a simple  $Z_3$  symmetry, of a flavored R-parity violating model. In addition to the bilinear term, the trilinear ones play a fundamental rôle in the generation of neutrino masses. The flavor symmetry strongly restricts the allowed terms, and only a few remain in the model. However, it still allows for the required interplay that leads to the observed neutrino masses and mixings.

The paper is organized as follows. In section II we define the model and the basic assumptions followed along the paper. In section III we describe the origin of the different contributions to the neutrino mass matrix and we analyze the resulting neutrino mixing pattern in section IV. Finally, we briefly comment on collider phenomenology in section V and conclude in section VI.

## II. DEFINITION OF THE MODEL

We consider the MSSM particle content with the following charge assignment under an additional  $Z_3$  symmetry:

	$\hat{L}_1$	$\hat{L}_2$	$\hat{L}_3$	$\hat{E}_1$	$\hat{E}_2$	$\hat{E}_3$	$\hat{H}_d$	$\hat{H}_u$
$Z_3$	1	$\omega$	$\omega^2$	1	$\omega^2$	$\omega$	1	1

TABLE I: Charge assignment of the model. We use the standard notation  $\omega = e^{i2\pi/3}$ .

In addition, all quark superfields are singlets under  $Z_3$ . The most general superpotential in the leptonic sector allowed by the gauge and flavor symmetries is

$$\mathcal{W} = Y_e^i \hat{L}_i \hat{E}_i \hat{H}_d + \epsilon \hat{L}_1 \hat{H}_u + \lambda_{ijk} \hat{L}_i \hat{L}_j \hat{E}_k + \lambda'_{jk} \hat{L}_1 \hat{Q}_j \hat{D}_k, \quad (1)$$

where the only non-zero  $\lambda_{ijk}$  couplings allowed by  $Z_3$  are  $\lambda_{122}$ ,  $\lambda_{133}$  and  $\lambda_{231}$ . The flavor symmetry also implies that only one  $\epsilon$  parameter is non-zero,  $\epsilon \equiv \epsilon_1$ , the other two being forbidden due to the  $\mu$  and  $\tau$  charges under  $Z_3$ . We do not specify the superpotential terms without lepton fields for brevity, since they do not play any rôle in the following discussion. We also impose the conservation of baryon number. This forbids the superpotential term  $\lambda''_{ijk} U_i D_j D_k$  and estabilizes the proton.

We allow for a soft breaking of the  $Z_3$  flavor symmetry in the scalar potential, and thus general terms of the type

$$V_{\text{soft}} \sim m_{L_i H_d}^2 \tilde{L}_i^* H_d + B_\epsilon^i \tilde{L}_i H_u, \quad (2)$$

are considered.

Finally, in the following discussion we will make two important assumptions about the parameters of the model. First, we will assume that the  $\epsilon$  parameter is a small dimensionful parameter and thus it plays a negligible rôle in neutrino mass generation. That will allow us to drop some contributions to the neutrino mass matrix, as required to obtain the correct neutrino mixing pattern. In the next section we will estimate how small  $\epsilon$  must be for our discussion to be unaltered. Second, we will consider universal soft SUSY breaking terms at the grand unification scale,  $m_{GUT}$ . This implies that generation dependent couplings are exactly the same for all families and, in particular, one has  $m_{L_1 H_d}^2 = m_{L_2 H_d}^2 = m_{L_3 H_d}^2$  and  $B_\epsilon^1 = B_\epsilon^2 = B_\epsilon^3$  at  $m_{GUT}$ . However, this equality is no longer valid at the SUSY scale

due to the effect of Renormalization Group Equations (RGE) running. In fact, in CMSSM-like scenarios, like the one considered here, 3rd family sfermions soft terms depart from universality at low energies due to their larger Yukawa couplings<sup>2</sup>. Therefore, we will simply make use of this departure from universality and consider independent 3rd family sfermion soft terms at the SUSY scale<sup>3</sup>.

### III. NEUTRINO MASS GENERATION

The breaking of lepton number induces non-zero Majorana masses for the neutrinos which, in this model, are generated by both bilinear and trilinear R-parity violating couplings. As a result of that, the neutrino mixing pattern requires the correct interplay between those two sources. In this section we will describe the different contributions to the neutrino mass matrix and estimate their sizes.

The interplay between different  $\mathcal{R}_p$  couplings is not a new idea. For example, a similar approach was followed in Ref. [52], where the combination of bilinear and trilinear R-parity violation, together with a properly chosen flavor symmetry, also led to the required structure for the neutrino mixing matrix. However, the construction of the model and the resulting neutrino mass matrix are different in our work. The use of flavor symmetries to restrict the allowed  $\mathcal{R}_p$  couplings has also been discussed in [53–56].

Finally, before we proceed to describe the different contributions to the neutrino mass matrix we note that the charge assignment in table I leads to a diagonal charged lepton mass matrix.

#### A. Bilinear R-parity violation

A precise determination of the 1-loop corrections to neutrino masses in bilinear R-parity violating supersymmetry requires the consideration of several types of diagrams. We will

---

<sup>2</sup> Another possibility that takes non-universality in the soft terms as starting point is the so-called *natural supersymmetry*, where the 1st and 2nd generation sfermions are much heavier than the 3rd one, see for example [49, 50].

<sup>3</sup> Approximate formulas for the 3rd family soft terms are known in the literature, see [51]. However, their complexity (and dependence on unknown parameters such as  $\tan\beta$ ) does not allow for simple estimates. Therefore, we will treat the departure from universality as a free phenomenological parameter.

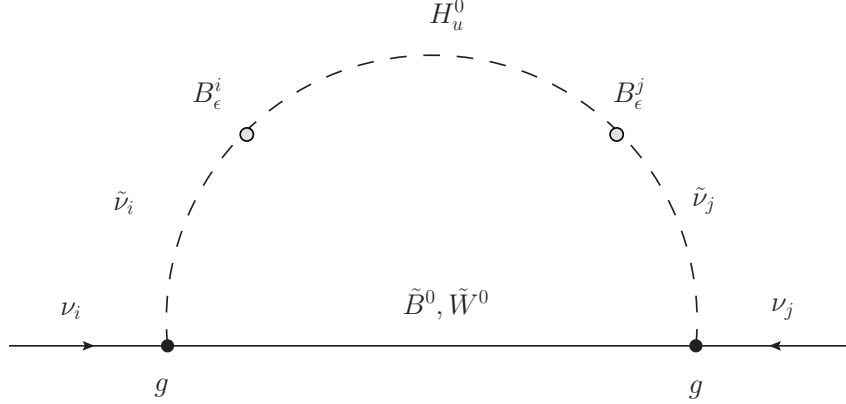


FIG. 1: 1-loop neutrino masses from bilinear R-parity violation.  $B_\epsilon$  contribution.

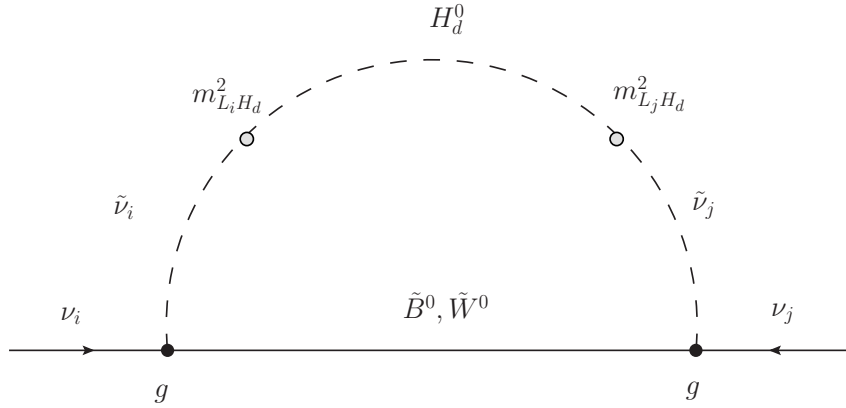


FIG. 2: 1-loop neutrino masses from bilinear R-parity violation.  $m_{LH_d}^2$  contribution.

follow closely the results presented in the pioneer references on this topic [57–60].

The  $Z_3$  flavor symmetry implies that only one bilinear  $\epsilon$  parameter is allowed in the superpotential,  $\epsilon \hat{L}_1 \hat{H}_u$ . This would in principle lead to one non-zero entry in the tree-level neutrino mass matrix,  $m_\nu^{11} \propto \epsilon^2$ . However, we will assume that the smallness of the  $\epsilon$  parameter makes this contribution negligible.

Therefore, the dominant BRpV contributions to neutrino masses come from 1-loop diagrams without the  $\epsilon$  coupling (see Ref. [61] for a similar scenario). Examples of such possibilities are presented in figures 1 and 2. We note however that they require relatively large  $B_\epsilon^i$ ,  $m_{L_i H_d}^2$  (see below for an estimate), otherwise these 1-loop contributions would be too small to account for neutrino masses. This would generate large sneutrino vacuum expectation values (VEVs),  $v_L^i$ , and lead to too large tree-level contributions to neutrino

masses. Therefore we are forced to impose a fine-tuning of the parameters so that the relative contributions to  $v_L^i$  coming from  $B_\epsilon^i$  and  $m_{L_i H_d}^2$  cancel each other. This fine-tuning relation can be easily obtained from the potential in equation (2),

$$m_{L_i H_d}^2 v_d + B_\epsilon^i v_u \simeq 0, \quad (3)$$

which implies that the approximate relation  $m_{L_i H_d}^2 \simeq \tan \beta B_\epsilon^i$  must hold.

We proceed now to estimate the size of the different diagrams. If the scale of lepton number violation in the soft terms is denoted as  $B_\epsilon^i$ ,  $m_{L_i H_d}^2 \sim m_{\tilde{R}_p}^2$ , one obtains<sup>4</sup>

$$m_\nu^{\text{BRpV}}(\text{1-loop}) \sim \frac{g^2}{16\pi^2} \frac{m_{\tilde{R}_p}^4}{m_{\text{SUSY}}^3}. \quad (4)$$

For  $m_{\text{SUSY}} = 100$  GeV one finds that  $m_{\tilde{R}_p} \sim 1$  GeV leads to  $m_\nu^{\text{BRpV}} \sim 0.1$  eV, in the correct range. On the other hand, the tree-level contribution to the neutrino mass matrix can be roughly estimated to be  $m_\nu^{\text{BRpV}}(\text{tree}) \sim \epsilon^2/m_{\text{SUSY}}$ , and thus for  $m_{\text{SUSY}} = 100$  GeV one needs  $\epsilon \gtrsim 100$  KeV to be competitive with the 1-loop contributions. We will therefore assume in the following that  $\epsilon$  is below that scale.

It is important to notice that these contributions require a non-vanishing mass splitting between the real and imaginary components of the sneutrinos,  $\Delta m_\nu^2$ , as discussed in [57] and previously deduced from general considerations in [62].

Concerning the flavor structure of these 1-loop contributions, note that by assumption the soft SUSY breaking potential is flavor universal for the 1st and 2nd generations, with a (little) departure in the 3rd generation soft terms. Therefore, we obtain the sum of two terms, a democratic structure plus a deviation from universality

$$m_\nu^{\text{BRpV}} = a \begin{pmatrix} 1 & 1 & 1 \\ 1 & 1 & 1 \\ 1 & 1 & 1 \end{pmatrix} + d \begin{pmatrix} 0 & 0 & 1 \\ 0 & 0 & 1 \\ 1 & 1 & 2 \end{pmatrix}. \quad (5)$$

Here  $a$  is given by the estimate in equation (4). The dimensionful coefficient  $d$  follows from a similar expression, where the corresponding soft terms  $m_{\tilde{R}_p}^2$  have been properly replaced by  $m_{\tilde{R}_p}^2 + \delta m^2$ . The mass squared parameter  $\delta m^2$  is the result of the deviation from universality,

---

<sup>4</sup> In fact, this definition of  $m_{\tilde{R}_p}^2$  actually corresponds to  $m_{L_i H_d}^2$ . That is why equation (4) does not include a  $\tan^2 \beta$  enhancement, see [59, 60], since that factor is absorbed in  $m_{\tilde{R}_p}^2$ .

expected to be sizable for the 3rd generation. Terms of order  $(\delta m^2)^2$  have been neglected in equation (5).

Before we move on to the discussion of the contributions from trilinear R-parity violating couplings, we would like to emphasize that the deviation from universality provided by the second term in Eq. (5) is phenomenologically required. As we will see below, this is the only term that breaks  $\mu - \tau$  invariance in the neutrino sector. Its absence would imply a vanishing reactor mixing angle and maximal atmospheric mixing, see for instance [63]. This would be in contradiction with recent data, that clearly indicates  $\theta_{13} \neq 0$ . Therefore, one can interpret the departure from universality in the soft terms, quite general in supersymmetric models, as the origin of the non-zero reactor angle in our model<sup>5</sup>.

## B. Trilinear R-parity violation

As previously explained, the flavor symmetry implies that the only non-zero  $\lambda_{ijk}$  couplings are  $\lambda_{122}$ ,  $\lambda_{133}$  and  $\lambda_{231}$ . Therefore, the usual 1-loop diagrams in trilinear R-parity violation, see figure 3, can only fill the 11 and 23 – 32 entries of the neutrino mass matrix, leading to

$$m_\nu^{\text{TRpV}} = \begin{pmatrix} b & 0 & 0 \\ 0 & 0 & c \\ 0 & c & 0 \end{pmatrix}. \quad (6)$$

Similarly, the  $\lambda'$  couplings can also contribute to neutrino masses, but only to the 11 element of the matrix, here denoted by  $b$ . We can now estimate the size of this family of 1-loop contributions. For example, in the case of the  $c$  element in the previous matrix one has

$$(m_\nu^{\text{TRpV}})_{23} = c \sim \frac{1}{16\pi^2} \lambda_{231}^2 \mu \tan \beta \frac{m_e m_\tau}{m_{\text{SUSY}}}. \quad (7)$$

The element  $b$  has a similar generic expression, although more couplings are involved (and for the  $\lambda'$  diagrams quark masses appear instead). Equation (7) shows that  $\mathcal{O}(0.1 \text{ eV})$

---

<sup>5</sup> As already explained, the  $\mu - \tau$  invariance can also be broken *by hand* by introducing a small difference between the soft SUSY breaking terms  $B_\epsilon^2$  and  $B_\epsilon^3$  (or, analogously,  $m_{L_2 H_d}^2$  and  $m_{L_3 H_d}^2$ ). Similarly, one can relax the conditions given by the  $Z_3$  symmetry by allowing the existence of  $T_\lambda$  couplings whose corresponding superpotential terms are forbidden. For example,  $T_{\lambda_{233}}$  would induce a high order breaking of the  $\mu - \tau$  invariance of the neutrino mass matrix. However, we consider the breaking by the Yukawa couplings, transferred to the soft SUSY breaking terms by RGE running, the simplest solution.



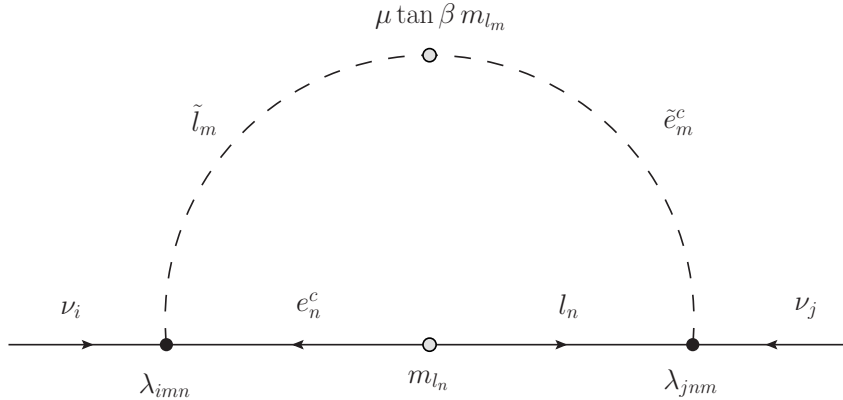


FIG. 3: 1-loop neutrino masses from trilinear R-parity violation.

contributions can be obtained for  $\mu \sim m_{\text{SUSY}} = 100 \text{ GeV}$  and  $\tan \beta = 10$  if  $\lambda_{231} \sim 0.05$ . This value is close to the experimental limit, but it can be easily lowered by using  $\mu > m_{\text{SUSY}}$  or larger  $\tan \beta$ . See table III and refs. [21, 23] for more details.

Summing up the two contributions one obtains the texture

$$m_\nu = m_\nu^{\text{BRpV}} + m_\nu^{\text{TRpV}} = \begin{pmatrix} a+b & a & a+d \\ a & a & a+c+d \\ a+d & a+c+d & a+2d \end{pmatrix}. \quad (8)$$

In the following section we will show how the mass matrix in Eq. (8) can accommodate the observed pattern of neutrino mixing. However, we already observe that the coefficient  $d$ , which can be traced back to the departure from universality in the soft SUSY breaking terms, is the only source of  $\mu - \tau$  invariance breaking. In fact, in the limit  $d = 0$ , one recovers an exactly  $\mu - \tau$  symmetric neutrino mass matrix that implies  $\theta_{13}$  and maximal atmospheric angle<sup>6</sup>. In conclusion,  $d \neq 0$  is required. This will induce a non-zero reactor angle and a deviation from maximal atmospheric mixing. Since the same parameter is at the root of both deviations, we expect a tight correlation between  $\theta_{13}$  and  $\theta_{23}$ .

---

<sup>6</sup> We remind the reader that we are working in a basis where the charged lepton sector is diagonal.

#### IV. NON-ZERO $\theta_{13}$ AND DEVIATIONS FROM MAXIMAL ATMOSPHERIC MIXING

The mass matrix in Eq. (8) has only four parameters. Therefore, since it must be able to accommodate the pattern of neutrino mixing measured in oscillation experiments, some connections between the parameters must appear. Although we cannot give definite predictions for the oscillation parameters, clear correlations between them exist. Similarly, the absolute scale of neutrino masses, determinant for neutrinoless double beta decay experiments, is linked to the other parameters. This allows to test the model with neutrino phenomenology.

In our analysis we assumed real parameters<sup>7</sup>, so the number of free parameters in the neutrino sector is 4, namely,  $a$ ,  $b$ ,  $c$ , and  $d$  in Eq. (8), to explain 6 observables, namely two squared mass differences  $\Delta m_{atm}^2$  and  $\Delta m_{sol}^2$ , the neutrinoless double beta decay effective mass  $m_{ee}$ , and the three mixing angles. Therefore we have two predictions: the neutrinoless double beta decay effective mass and a correlation between the reactor mixing angle and the atmospheric mixing angle.

We have performed a detailed scan over the parameter space fixing  $\Delta m_{atm}^2$ ,  $\Delta m_{sol}^2$ ,  $\sin^2 \theta_{12}$  and  $\sin^2 \theta_{23}$  within the  $3\sigma$  range given in [44]. Large deviations from the measured value of  $\theta_{13}$  have been allowed in order to clearly see potential correlations between this parameter and the other mixing angles. Correct fits<sup>8</sup> have been found for both, normal and inverted neutrino spectra, without a particular preference. However, the results clearly favor a quasi-degenerate spectrum with large neutrino masses.

The mass matrix in Eq. (8) would be  $\mu - \tau$  symmetric in the absence of the  $d$  parameter, thus leading to  $\sin^2 \theta_{23} = 1/2$  and  $\sin^2 \theta_{13} = 0$  with a free  $\theta_{12}$ . Interestingly, deviations from this scheme typically affect simultaneously  $\theta_{13}$ , that departs from zero, and  $\theta_{23}$ , that departs from maximality. This generic prediction, present in many flavor models (see for instance [24], is especially relevant in our model, since it is caused by a single parameter,  $d$ , which leads to a tight correlation. Our numerical results confirm this expectation, see Fig. 4, where  $\sin^2 \theta_{23}$  is shown as a function of  $\sin^2 \theta_{13}$  for normal (left-side) and inverted

---

<sup>7</sup> This assumption will be lifted below when the general CP violating case is considered.

<sup>8</sup> In the following, we will use the expressions *valid fit* or *correct fit* to denote a set of values for the parameters  $a$ ,  $b$ ,  $c$  and  $d$  that leads to  $\Delta m_{atm}^2$ ,  $\Delta m_{sol}^2$ ,  $\sin^2 \theta_{12}$  and  $\sin^2 \theta_{23}$  within the  $3\sigma$  range given in [44].

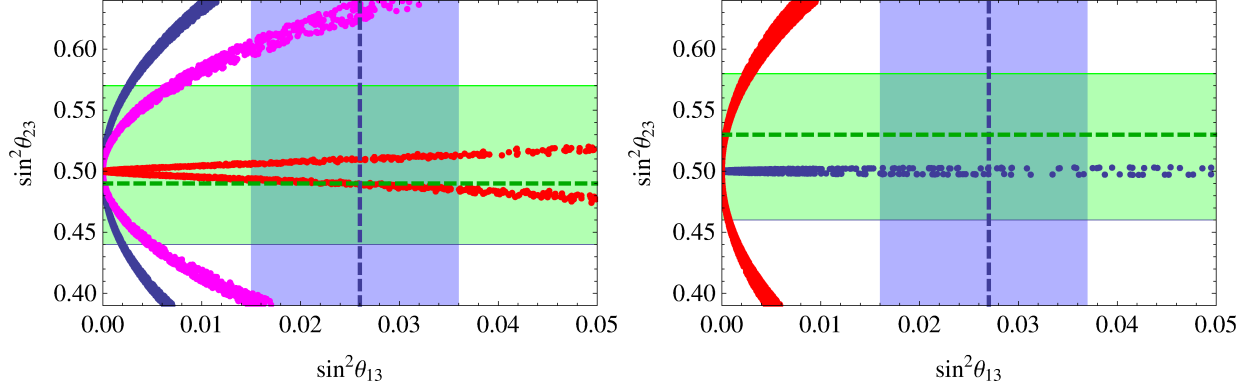


FIG. 4:  $\sin^2 \theta_{23}$  as a function of  $\sin^2 \theta_{13}$  for normal (left-side) and inverted (right-side) neutrino spectra. The numerical scan is based on the results of the global fit of Ref. [44]. The dashed lines represent the best-fit values for  $\sin^2 \theta_{13}$  and  $\sin^2 \theta_{23}$ , whereas the shaded regions correspond to  $3\sigma$  (in case of  $\sin^2 \theta_{13}$ ) and  $1\sigma$  (in case of  $\sin^2 \theta_{23}$ ) allowed regions. Different colors correspond to different CP branches:  $\eta_1$  (blue),  $\eta_2$  (red) and  $\eta_3$  (purple).

(right-side) neutrino spectra. The atmospheric mixing angle is restricted to be within the  $3\sigma$  allowed region found in [44], and thus  $\sin^2 \theta_{23} \in [0.39, 0.64]$ , whereas the vertical shaded band represents the  $3\sigma$  allowed region for  $\sin^2 \theta_{13}$ , as given by the same analysis.

Figure 4 deserves some comments. In addition to the aforementioned correlation, one clearly observes distinct regions in the  $\theta_{13} - \theta_{23}$  plane. These regions, or *branches*, correspond to different cases of intrinsic CP charges of the neutrinos,  $\eta$  [64]. There are four possible cases:  $\eta_1 = (-, +, +)$ ,  $\eta_2 = (+, -, +)$ ,  $\eta_3 = (+, +, -)$  and  $\eta_4 = (+, +, +)$ . Other choices can be reduced to one of these by means of an unphysical global sign. In Fig. 4, different colors are given for these CP cases: blue for  $\eta_1$ , red for  $\eta_2$  and purple for  $\eta_3$ . No valid fits were found for the  $\eta_4$  case. Similarly, for inverted hierarchy we could only find correct points for cases  $\eta_1$  and  $\eta_2$ .

For normal hierarchy, the  $\eta_1$  case leads to very large deviations in  $\theta_{23}$  that clearly departs from maximality even for small values for  $\theta_{13}$ . In fact, from our results in Fig. 4 one can conclude that the  $\eta_1$  branch is ruled out by oscillation data since it cannot accommodate  $\theta_{13}$  and  $\theta_{23}$  simultaneously. In contrast, cases  $\eta_2$  and  $\eta_3$  can reproduce the measured mixing angles, although with different predictions. On the one hand,  $\eta_2$  leads to large deviations in  $\theta_{23}$ , which must lie  $3\sigma$  away from the best-fit value in order to be compatible with the measured value for  $\theta_{13}$ . On the other hand,  $\eta_3$  leads to small deviations, at most

Analysis	Best-fit $\pm 1\sigma$	$3\sigma$ range
Forero et al. [44]	$0.49^{+0.08}_{-0.05}$	$0.39 - 0.64$
	$0.53^{+0.05}_{-0.07}$	
Fogli et al. [45]	$0.386^{+0.024}_{-0.021}$	$0.331 - 0.637$
	$0.392^{+0.039}_{-0.022}$	
González-García et al. [46]	$0.42^{+0.037}_{-0.031}$	$0.39 - 0.66$

TABLE II: Comparison between the results of Refs. [44–46] regarding  $\sin^2 \theta_{23}$ . In case of Forero et al. [44] and Fogli et al. [45] the upper row corresponds to normal hierarchy and the lower row to inverse hierarchy.

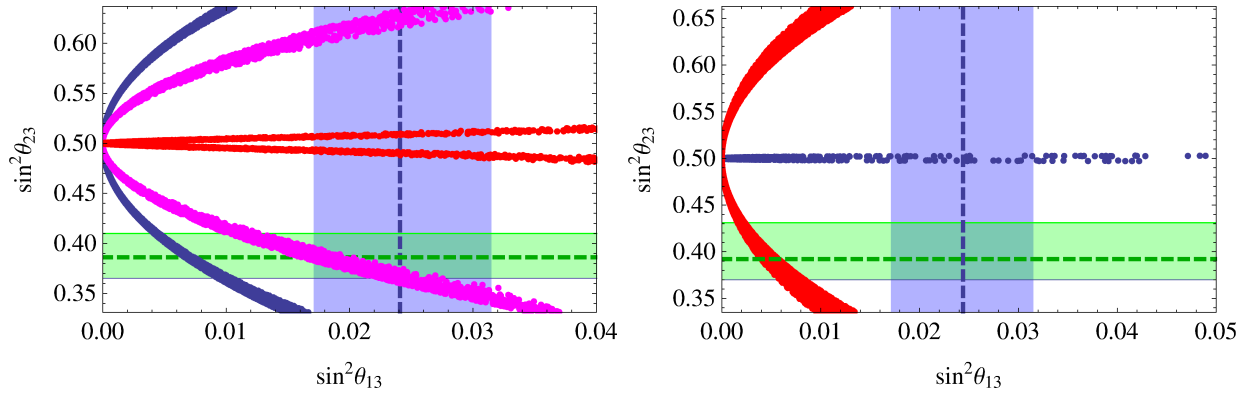


FIG. 5:  $\sin^2 \theta_{23}$  as a function of  $\sin^2 \theta_{13}$  for normal (left-side) and inverted (right-side) neutrino spectra. The numerical scan is based on the results of the global fit of Ref. [45]. The dashed lines represent the best-fit values for  $\sin^2 \theta_{13}$  and  $\sin^2 \theta_{23}$ , whereas the shaded regions correspond to  $3\sigma$  (in case of  $\sin^2 \theta_{13}$ ) and  $1\sigma$  (in case of  $\sin^2 \theta_{23}$ ) allowed regions. Different colors correspond to different CP branches:  $\eta_1$  (blue),  $\eta_2$  (red) and  $\eta_3$  (purple).

$\Delta \sin^2 \theta_{23} \sim 0.2$ . For inverted hierarchy the results are slightly different. First, it is now  $\eta_2$  the one that is ruled out due to the too large deviations induced in  $\theta_{23}$ . And second, for  $\eta_1$  one finds very small departures from maximal atmospheric mixing, at most  $\Delta \sin^2 \theta_{23} \sim 0.03$ .

So far we have based our discussion on the results of the global fit of Ref. [44]. In their analysis, the authors of this work found no significant deviation from maximal atmospheric mixing, with best-fit values  $\sin^2 \theta_{23} = 0.49$  (for normal hierarchy) and  $\sin^2 \theta_{23} = 0.53$  (for inverse hierarchy). However, other recent global fits [45, 46] find a slight preference for  $\theta_{23} < \pi/4$ . For example, in Ref. [45] the results of the analysis show a  $\lesssim 2\sigma$  deviation from

maximal mixing in case of normal hierarchy, with best-fit value  $\sin^2 \theta_{23} = 0.386$ , and a  $\lesssim 3\sigma$  deviation in case of inverse hierarchy, with best-fit value  $\sin^2 \theta_{23} = 0.392$ . Similarly, in the preliminary results presented in [46] one can also find a preference for  $\theta_{23} < \pi/4$ , although the statistical significance is lower. A brief compilation of these results is given in Table II.

Due to the impact that such deviation from maximal atmospheric mixing would have on our model, because of the correlation with the reactor angle, we have repeated our numerical scans using the input parameters given by Refs. [45, 46]. The results for the case of Ref. [45] are shown in Fig. 5. Qualitatively the results do not differ very much from those presented in Fig. 4. There are, however, some differences. For example, there is a little preference for the  $\eta_3$  case and a neutrino spectrum with normal hierarchy. We do not show the analogous figures for Ref. [46], since they lead to very similar conclusions.

We have also investigated the predictions that our model can make regarding neutrinoless double beta decay ( $0\nu 2\beta$ ). The results are shown in Fig. 6, where the effective neutrinoless double beta decay parameter  $m_{ee}$  is given as a function of the lightest neutrino mass. We present the results for normal hierarchy on the left-side and the results for inverse hierarchy on the right-side. The shaded bands (in grey and yellow) correspond to the well-known *flavor-generic* predictions, much more spread than the predictions given by our model. In fact, one can easily see that our model is restricted to lie on a very small portion of the plane. This is due to the fact that only solutions with quasi-degenerate spectra were found in our scan.

Again, different CP intrinsic charges for the neutrinos lead to different regions in Fig. 6. The color code is as in Fig. 4. Future experimental sensitivities are also included in this figure, as well as the region excluded by the Heidelberg-Moscow collaboration [65]. Since our model favors quasi-degenerate spectra, most of the points have large values for the lightest neutrino mass and the effective  $m_{ee}$   $0\nu 2\beta$  parameter. This implies that they are at the reach of experiments such as KATRIN [66], GERDA-II [67] and EXO-200 [68]<sup>9</sup>. Only  $\eta_3$  in the case of normal hierarchy predicts low values for  $m_{ee}$ , out of reach for GERDA-II and EXO-200,

---

<sup>9</sup> Recently, the EXO-200 collaboration made public new results [69], not included in Fig. 6, which allow to set a lower limit on the  $0\nu 2\beta$  half-time in  $^{136}\text{Xe}$  of about  $T_{1/2} > 1.6 \times 10^{25}$  yr (90 % CL). This corresponds to  $m_{ee} < 140 - 380$  meV, the broad range being caused by the theoretical uncertainty in the nuclear matrix element calculation. Similarly, the KamLAND-Zen collaboration also reported new limits [70], although slightly less stringent.

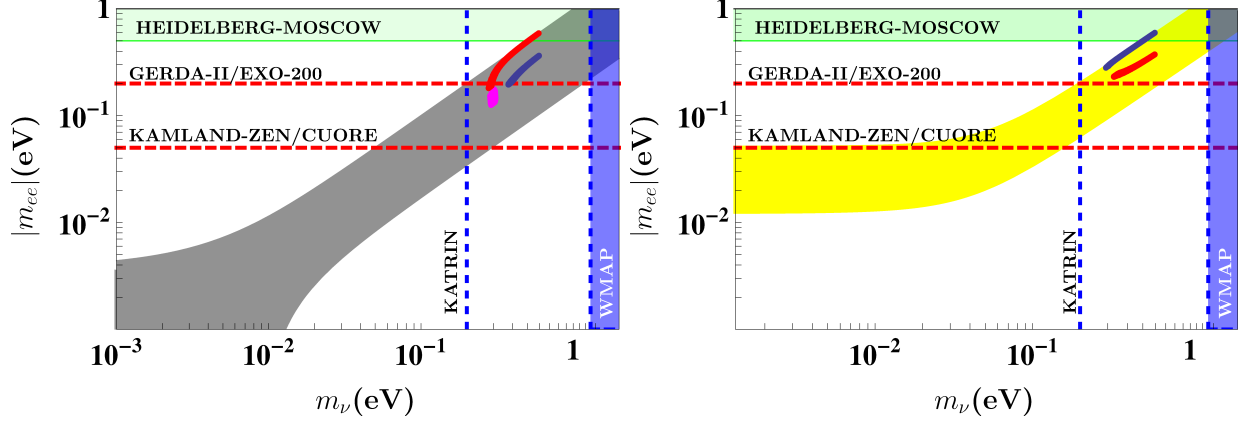


FIG. 6: Effective neutrinoless double beta decay parameter  $m_{ee}$  as a function of the lightest neutrino mass for normal (left-side) and inverted (right-side) neutrino spectra. The grey and yellow shaded regions correspond to the *flavor-generic* normal and inverse (gray) hierarchy neutrino spectra, respectively. For a discussion see text.

but still with sufficiently large neutrino masses so that KATRIN is able to measure them. In conclusion, both  $0\nu 2\beta$  and absolute neutrino mass experiments offer good perspectives to probe our model.

Finally, let us briefly discuss the general CP violating case, where all four parameters in the neutrino mass matrix are allowed to be complex. We have generalized our numerical scan to include all CP phases, the Dirac,  $\delta$ , and Majorana ones,  $\alpha$  and  $\beta$ . The main result is that the regions between branches in Figs. 4 and 5 are filled with points where at least one of the (physical) CP phases do not vanish. Therefore, the conclusions drawn in the previous paragraphs should be regarded as valid only in the CP conserving case. For example, our model would not be ruled out if the  $\theta_{13}$  and  $\theta_{23}$  angles are precisely measured to lie outside the  $\eta_{1,2,3}$  branches. That would point towards a CP violating scenario, something to be probed by experiments such as T2K [71] and NO $\nu$ A [72], see [73].

Coupling	Bound	The bound comes from
$\lambda_{122}$	$2.7 \cdot 10^{-2}$	Neutrino masses [21]
$\lambda_{133}$	$1.6 \cdot 10^{-3}$	Neutrino masses [21]
$\lambda_{231}$	0.05	Leptonic $\tau$ decay [23]
$\lambda'_{jk} (j \neq k)$	0.02 – 0.47	Several processes [21]
$\lambda'_{jk} (j = k)$	$3.3 \cdot 10^{-4} - 0.02$	$\beta\beta 0\nu$ and $m_\nu$ [21]

TABLE III: Experimental bounds for trilinear R-parity violating couplings. These limits were obtained by setting all SUSY masses to 100 GeV. For the  $\lambda'$  couplings the extreme cases are shown, with the most and least constrained couplings for each case. For more details see references [21, 23].

## V. SOME COMMENTS ON COLLIDER PHENOMENOLOGY

Since R-parity is broken the LSP is no longer stable and decays<sup>10</sup>. The decays can go via bilinear ( $\epsilon$ ,  $B_\epsilon^i$  and  $m_{L_i H_d}^2$ ) or trilinear ( $\lambda_{122}$ ,  $\lambda_{133}$ ,  $\lambda_{231}$  or  $\lambda'_{jk}$ )  $\mathbb{R}_p$  couplings. In the bilinear case, only  $\epsilon$  can mediate the decay at tree-level, and thus its small size reduces the relevance of this possibility. We are thus left with decays mediated by trilinear couplings and we conclude that gauge-mediated LSP decays are suppressed.

By studying the size of the different  $\lambda$  and  $\lambda'$  couplings one could go further and find the dominant LSP decay signatures that particular scenarios would predict. For example, a simple estimate based on the 1-loop generated masses that come from  $\lambda_{231}$  shows that this coupling must be of order 0.05. On the other hand, the other two  $\lambda$  parameters ( $\lambda_{122}$  and  $\lambda_{133}$ ) are strongly constrained by flavor physics [21], and thus they are less relevant for the LSP decay. However, the relative importance of  $\lambda_{231}$  and the  $\lambda'_{jk}$  couplings cannot be determined. Table III shows the relevant experimental bounds for our model, as obtained in references [21, 23]. However, we cannot know *a priori* the relative importance of the different couplings and general predictions concerning the LSP decay cannot be made (apart from the aforementioned trilinear dominance).

Nevertheless, we emphasize that independent tests of the model and its underlying fla-

<sup>10</sup> This implies that the usual neutralino LSP is lost as dark matter candidate. However, it is well-known that a relatively light gravitino provides a valid alternative, see for example the recent references [74–76].

vor structure should be performed. In addition to the aforementioned correlations among neutrino mixing angles, unfortunately present in many flavor models, collider tests are fundamental in order to disentangle the dynamics behind the observed flavor pattern in neutrino mixing. Reference [77] addresses this issue by studying how one may discriminate between different  $\mathcal{R}_p$  flavor operators leading to the decays of a neutralino LSP at the LHC. Similar works exist in the case of b- $\mathcal{R}_p$  [29–32, 34, 36], where one can find a strong correlation between LSP decays and neutrino mixing angles. Finally, it is also possible to distinguish between bilinear and trilinear violation of R-parity if the LSP is a slepton. In that case, its decays properties can be used to determine the relative importance of the  $\mathcal{R}_p$  couplings, as shown in [33].

## VI. CONCLUSIONS

We studied a simple extension of the MSSM assuming an abelian  $Z_3$  flavor symmetry. Neutrino masses arise at 1-loop from bilinear and trilinear R-parity breaking operators. If the soft SUSY breaking terms were flavor blind, one would obtain a  $\mu - \tau$  invariant neutrino mass structure, thus implying a vanishing reactor angle. However, this is cured by renormalization group running effects, naturally present in supersymmetric theories. We have shown how this model can accommodate a neutrino mixing pattern in accordance to data. In particular, we have studied the correlations between mixing angles that allow us to link different deviations from tri-bimaximal mixing. The model also predicts large values for the lightest neutrino mass and the effective  $m_{ee} 0\nu 2\beta$  parameter, both at the reach of current and future experiments. Finally, since the LSP decays one in principle has a rich phenomenology at the LHC. Due to the structure of the model, we predict a clear dominance of the trilinear couplings in the LSP decay.

## Acknowledgements

We thank M. Hirsch, S. Morisi and J.F.W. Valle for useful discussions. Work supported by the Spanish MEC under grants FPA2008-00319/FPA, FPA2011-22975 and MULTIDARK CSD2009-00064 (Consolider-Ingenio 2010 Programme), by Prometeo/2009/091 (Generalitat Valenciana). E. P. is supported by CONACyT (Mexico). A.V. acknowledges support by the



- [1] S. P. Martin, arXiv:hep-ph/9709356.
- [2] H. P. Nilles, Phys. Rept. **110** (1984) 1.
- [3] E. Gildener, Phys. Rev. D **14** (1976) 1667.
- [4] M. J. G. Veltman, Acta Phys. Polon. B **12** (1981) 437.
- [5] N. Sakai, Z. Phys. C **11** (1981) 153.
- [6] E. Witten, Nucl. Phys. B **188** (1981) 513.
- [7] L. E. Ibanez and G. G. Ross, Phys. Lett. B **110** (1982) 215.
- [8] J. R. Ellis, J. S. Hagelin, D. V. Nanopoulos and K. Tamvakis, Phys. Lett. B **125** (1983) 275.
- [9] L. Alvarez-Gaume, J. Polchinski and M. B. Wise, Nucl. Phys. B **221** (1983) 495.
- [10] P. Langacker, In \*Boston 1990, PASCOS90 Proceedings\*, 237-269 and Pennsylvania Univ. Philadelphia - UPR-0435T (90,rec.Oct.) 33 p. (015721).
- [11] J. R. Ellis, S. Kelley and D. V. Nanopoulos, Phys. Lett. B **260** (1991) 131.
- [12] U. Amaldi, W. de Boer and H. Furstenuau, Phys. Lett. B **260** (1991) 447.
- [13] P. Langacker and M. -x. Luo, Phys. Rev. D **44** (1991) 817.
- [14] C. Giunti, C. W. Kim and U. W. Lee, Mod. Phys. Lett. A **6** (1991) 1745.
- [15] S. Chatrchyan *et al.* [CMS Collaboration], Phys. Rev. Lett. **107** (2011) 221804 [arXiv:1109.2352 [hep-ex]].
- [16] G. Aad *et al.* [ATLAS Collaboration], Phys. Lett. B **710** (2012) 67 [arXiv:1109.6572 [hep-ex]].
- [17] G. R. Farrar and P. Fayet, Phys. Lett. B **76** (1978) 575.
- [18] L. J. Hall and M. Suzuki, Nucl. Phys. B **231** (1984) 419.
- [19] D. Choudhury and P. Roy, Phys. Lett. B **378** (1996) 153 [hep-ph/9603363].
- [20] A. de Gouvea, S. Lola and K. Tobe, Phys. Rev. D **63** (2001) 035004 [hep-ph/0008085].
- [21] R. Barbier *et al.*, Phys. Rept. **420** (2005) 1 [arXiv:hep-ph/0406039].
- [22] H. K. Dreiner, M. Kramer and B. O'Leary, Phys. Rev. D **75** (2007) 114016 [hep-ph/0612278].
- [23] Y. Kao and T. Takeuchi, arXiv:0910.4980 [hep-ph].
- [24] S. Morisi and E. Peinado, Phys. Rev. D **80** (2009) 113011 [arXiv:0910.4389 [hep-ph]]; Y. Shimizu, M. Tanimoto and A. Watanabe, Prog. Theor. Phys. **126** (2011) 81 [arXiv:1105.2929 [hep-ph]]; E. Ma and D. Wegman, Phys. Rev. Lett. **107** (2011) 061803

- [arXiv:1106.4269 [hep-ph]]. T. Araki, Phys. Rev. D **84** (2011) 037301 [arXiv:1106.5211 [hep-ph]]; D. Meloni, JHEP **1110** (2011) 010 [arXiv:1107.0221 [hep-ph]]; S. Morisi, K. M. Patel and E. Peinado, Phys. Rev. D **84** (2011) 053002 [arXiv:1107.0696 [hep-ph]]; R. d. A. Toorop, F. Feruglio and C. Hagedorn, Phys. Lett. B **703** (2011) 447 [arXiv:1107.3486 [hep-ph]]; S. F. King and C. Luhn, JHEP **1109** (2011) 042 [arXiv:1107.5332 [hep-ph]]; S. Antusch, S. F. King, C. Luhn and M. Spinrath, Nucl. Phys. B **856** (2012) 328 [arXiv:1108.4278 [hep-ph]]; H. Ishimori and T. Kobayashi, Phys. Rev. D **85** (2012) 125004 [arXiv:1201.3429 [hep-ph]]; Y. H. Ahn and S. K. Kang, arXiv:1203.4185 [hep-ph]; G. Altarelli, F. Feruglio and L. Merlo, arXiv:1205.5133 [hep-ph].
- [25] H. K. Dreiner, M. Hanussek and S. Grab, Phys. Rev. D **82** (2010) 055027 [arXiv:1005.3309 [hep-ph]].
- [26] H. K. Dreiner and T. Stefaniak, arXiv:1201.5014 [hep-ph].
- [27] H. K. Dreiner, K. Nickel, F. Staub and A. Vicente, Phys. Rev. D **86** (2012) 015003 [arXiv:1204.5925 [hep-ph]].
- [28] G. G. Ross and J. W. F. Valle, Phys. Lett. B **151** (1985) 375.
- [29] B. Mukhopadhyaya, S. Roy and F. Vissani, Phys. Lett. B **443** (1998) 191 [arXiv:hep-ph/9808265].
- [30] M. Hirsch, M. A. Diaz, W. Porod, J. C. Romao and J. W. F. Valle, Phys. Rev. D **62** (2000) 113008 [Erratum-ibid. D **65** (2002) 119901] [hep-ph/0004115].
- [31] W. Porod, M. Hirsch, J. Romao and J. W. F. Valle, Phys. Rev. D **63** (2001) 115004 [hep-ph/0011248].
- [32] M. Hirsch, W. Porod, J. C. Romao and J. W. F. Valle, Phys. Rev. D **66** (2002) 095006 [hep-ph/0207334].
- [33] A. Bartl, M. Hirsch, T. Kernreiter, W. Porod and J. W. F. Valle, JHEP **0311** (2003) 005 [hep-ph/0306071].
- [34] F. Thomas and W. Porod, JHEP **1110** (2011) 089 [arXiv:1106.4658 [hep-ph]].
- [35] M. Hanussek and J. S. Kim, arXiv:1205.0019 [hep-ph].
- [36] F. de Campos *et al.*, arXiv:1206.3605 [hep-ph].
- [37] H. Dreiner, W. Porod, F. Staub and A. Vicente, arXiv:1205.0557 [hep-ph].
- [38] P. W. Graham, D. E. Kaplan, S. Rajendran and P. Saraswat, arXiv:1204.6038 [hep-ph].
- [39] Y. Abe *et al.* [DOUBLE-CHOOZ Collaboration], Phys. Rev. Lett. **108** (2012) 131801

- [arXiv:1112.6353 [hep-ex]].
- [40] M. Hartz [T2K Collaboration], arXiv:1201.1846 [hep-ex].
- [41] P. Adamson *et al.* [MINOS Collaboration], Phys. Rev. Lett. **108** (2012) 191801 [arXiv:1202.2772 [hep-ex]].
- [42] F. P. An *et al.* [DAYA-BAY Collaboration], Phys. Rev. Lett. **108** (2012) 171803 [arXiv:1203.1669 [hep-ex]].
- [43] J. K. Ahn *et al.* [RENO Collaboration], Phys. Rev. Lett. **108** (2012) 191802 [arXiv:1204.0626 [hep-ex]].
- [44] D. V. Forero, M. Tortola and J. W. F. Valle, arXiv:1205.4018 [hep-ph].
- [45] G. L. Fogli, E. Lisi, A. Marrone, D. Montanino, A. Palazzo and A. M. Rotunno, arXiv:1205.5254 [hep-ph].
- [46] T. Schwetz, talk at *What is  $\nu$ ?* workshop. Galileo Galilei Institute, Florence, June 25th, 2012.
- [47] P. F. Harrison, D. H. Perkins and W. G. Scott, Phys. Lett. B **530** (2002) 167 [hep-ph/0202074].
- [48] F. Bazzocchi, S. Morisi, E. Peinado, J. W. F. Valle and A. Vicente, arXiv:1202.1529 [hep-ph].
- [49] H. Baer, V. Barger, P. Huang and X. Tata, JHEP **1205** (2012) 109 [arXiv:1203.5539 [hep-ph]].
- [50] M. Badziak, E. Dudas, M. Olechowski and S. Pokorski, arXiv:1205.1675 [hep-ph].
- [51] S. Codoban and D. I. Kazakov, Eur. Phys. J. C **13** (2000) 671 [hep-ph/9906256].
- [52] G. Bhattacharyya, H. Pas and D. Pidt, Phys. Rev. D **84** (2011) 113009 [arXiv:1109.6183 [hep-ph]].
- [53] T. Banks, Y. Grossman, E. Nardi and Y. Nir, Phys. Rev. D **52** (1995) 5319 [hep-ph/9505248].
- [54] J. R. Ellis, S. Lola and G. G. Ross, Nucl. Phys. B **526** (1998) 115 [hep-ph/9803308].
- [55] G. Bhattacharyya, Phys. Rev. D **57** (1998) 3944 [hep-ph/9707297].
- [56] Y. Kajiyama, JHEP **0704** (2007) 007 [hep-ph/0702056 [HEP-PH]].
- [57] Y. Grossman and H. E. Haber, Phys. Rev. Lett. **78** (1997) 3438 [arXiv:hep-ph/9702421].
- [58] Y. Grossman and H. E. Haber, Phys. Rev. D **59** (1999) 093008 [hep-ph/9810536].
- [59] S. Davidson and M. Losada, JHEP **0005** (2000) 021 [arXiv:hep-ph/0005080].
- [60] Y. Grossman and S. Rakshit, Phys. Rev. D **69** (2004) 093002 [arXiv:hep-ph/0311310].
- [61] A. Abada, S. Davidson and M. Losada, Phys. Rev. D **65** (2002) 075010 [hep-ph/0111332].
- [62] M. Hirsch, H. V. Klapdor-Kleingrothaus and S. G. Kovalenko, Phys. Lett. B **398** (1997) 311 [arXiv:hep-ph/9701253].
- [63] F. Caravaglios and S. Morisi, arXiv:hep-ph/0503234.

- [64] J. Schechter and J. W. F. Valle, Phys. Rev. D **24** (1981) 1883 [Erratum-ibid. D **25** (1982) 283].
- [65] H. V. Klapdor-Kleingrothaus, A. Dietz, L. Baudis, G. Heusser, I. V. Krivosheina, S. Kolb, B. Majorovits and H. Pas *et al.*, Eur. Phys. J. A **12** (2001) 147 [hep-ph/0103062].
- [66] A. Osipowicz *et al.* [KATRIN Collaboration], hep-ex/0109033.
- [67] A. A. Smolnikov [GERDA Collaboration], arXiv:0812.4194 [nucl-ex].
- [68] N. Ackerman *et al.* [EXO-200 Collaboration], Phys. Rev. Lett. **107** (2011) 212501 [arXiv:1108.4193 [nucl-ex]].
- [69] M. Auger *et al.* [EXO Collaboration], arXiv:1205.5608 [hep-ex].
- [70] A. Gando [KamLAND-Zen Collaboration], arXiv:1205.6130 [hep-ex].
- [71] Y. Itow *et al.* [T2K Collaboration], hep-ex/0106019.
- [72] D. S. Ayres *et al.* [NOvA Collaboration], hep-ex/0503053.
- [73] P. Huber, M. Lindner, T. Schwetz and W. Winter, JHEP **0911** (2009) 044 [arXiv:0907.1896 [hep-ph]].
- [74] G. A. Gomez-Vargas, M. Fornasa, F. Zandanel, A. J. Cuesta, C. Munoz, F. Prada and G. Yepes, JCAP **1202** (2012) 001 [arXiv:1110.3305 [astro-ph.HE]].
- [75] D. Restrepo, M. Taoso, J. W. F. Valle and O. Zapata, Phys. Rev. D **85** (2012) 023523 [arXiv:1109.0512 [hep-ph]].
- [76] G. Arcadi, L. Di Luzio and M. Nardecchia, JHEP **1112** (2011) 040 [arXiv:1110.2759 [hep-ph]].
- [77] N. -E. Bomark, D. Choudhury, S. Lola and P. Osland, JHEP **1107** (2011) 070 [arXiv:1105.4022 [hep-ph]].