

Polysulfanes on interstellar grains as a possible reservoir of interstellar sulphur

C. Druard^{1,2} and V. Wakelam^{1,2}

¹Univ. Bordeaux, LAB, UMR 5804, F-33270, Floirac, France

²CNRS, LAB, UMR 5804, F-33270, Floirac, France

Accepted XXX Received XXX; in original form XXX

ABSTRACT

The form of depleted sulphur in dense clouds is still unknown. Until now, only two molecules, OCS and SO₂, have been detected in interstellar ices but cannot account for the elemental abundance of sulphur observed in diffuse medium. Chemical models suggest that solid H₂S is the main form of sulphur in denser sources but observational constraints exist that infrim this hypothesis. We have used the Nautilus gas-grain code in which new chemical reactions have been added, based on recent experiments of H₂S ice irradiation with UV photons and high energy protons. In particular, we included the new species S_n, H₂S_n and C₂S. We found that at the low temperature observed in dense clouds, i.e. 10 K, these new molecules are not efficiently produced and our modifications of the network do not change the previous predictions. At slightly higher temperature, 20 K in less dense clouds or in the proximity of protostars, H₂S abundance on the surfaces is strongly decreased in favor of the polysulfanes H₂S₃. Such a result can also be obtained if the diffusion barriers on the grains are less important. In the context of the life cycle of interstellar clouds and the mixing between diffuse and denser parts of the clouds, the depletion of sulphur in the form of polysulfanes or other sulphur polymers, may have occurred in regions where the temperature is slightly higher than the cold inner parts of the clouds.

Key words: astrochemistry – ISM: abundances – ISM: clouds – ISM: molecules

1 INTRODUCTION

Contrary to other elements (see Jenkins 2009), the gas-phase abundance of atomic sulphur, in the diffuse medium, is observed to be constant with cloud density, around its cosmic value of $\sim 1.5 \times 10^{-5}$ (compared to H) (Sofia et al. 1994). In dense clouds (with densities above 10^4 cm^{-3}), the sum of the abundances of molecules containing sulphur is a small fraction of the cosmic abundance of S (about 10^{-3} , see Ohishi et al. 1992; Dickens et al. 2000). To reproduce such low S-bearing abundances, one needs to use a very small initial abundance of atomic sulphur of a few 10^{-8} (see for example Wakelam & Herbst 2008). This suggests that sulphur depletion occurs very efficiently and rapidly between the diffuse and dense phases of the cloud life leading to an unknown, still unobserved, reservoir of sulphur on grains. When an atom of sulphur sticks to a grain, models predicts that it would be hydrogenated to form H₂S (Garrod et al. 2007). H₂S has however never been detected in interstellar ices and its abundance has been estimated to be smaller than 5×10^{-8} (H) (van Dishoeck & Blake 1998; Jiménez-Escobar & Muñoz Caro 2011). Solid OCS has been observed with an abundance of about 5×10^{-8} (Palumbo et al. 1997). SO₂ may also be present with a similar abundance according to Boogert et al. (1997) and Zasowski et al. (2009). Solid H₂SO₄ has been proposed as a possible reservoir but no detection have

confirmed this hypothesis (Scappini et al. 2003). Finally, iron sulfide FeS has been observed in protoplanetary disks by Keller et al. (2002). The depletion of sulphur in diffuse clouds does however not follow the one of iron so that the iron left in dense clouds cannot account for such a depletion of sulphur.

Laboratory experiments have recently brought some new insights into the sulphur problem. Garozzo et al. (2010) and Jiménez-Escobar & Muñoz Caro (2011) have independently recently published experimental results of the irradiation of H₂S interstellar analogs ices by high energy protons and UV photons respectively. Both studies found that solid H₂S was easily destroyed in favor of other species such as OCS, SO₂, CS₂, H₂S₂ etc. Based on these results, we have revisited the sulphur depletion problem in dense clouds introducing new mechanisms for the formation of polysulfanes (H₂S_n), CS₂ and sulphur polymers (S_n) on the grains. The model, parameters and modifications of the chemical network are described in section 2. The results of our model are presented in section 3. We conclude in the last section.

2 MODEL DESCRIPTION

We have used the chemical model Nautilus, which computes the abundances of chemical species as a function of time in the gas-

[h]

Table 1. Formation reactions for the main S-bearing species

Grain surface reactions				
JHS	+	JHS	→	JH ₂ S ₂
JH ₂ S	+	JS	→	JH ₂ S ₂
JHS ₂	+	JH	→	JH ₂ S ₂
JH ₂	+	JS ₂	→	JH ₂ S ₂
JSO	+	JC	→	JOCS
JS	+	JO ₂	→	JSO ₂

[h]

Table 2. S-polymers formation reactions on the grains (where the larger polymer formed is S₈).

Grain surface reactions				
JS _n	+	JS	→	JS _{n+1}
JS _n	+	JS _n	→	JS _{2n}
...				

phase and at the surface of interstellar grains. Starting from an initial composition, the model solves kinetic equations that describe how species abundances are modified by the various reactions destroying or forming them. These reactions are typical gas-phase reactions (see Wakelam et al. 2010, for a description of these processes), interactions between the gas and dust surfaces (adsorption of gas-phase species on grains and evaporation processes through various mechanisms) and surface reactions. Surface reactions stand for the reactions between two species on grain surfaces (this process implies that species move on the surface to meet), as well as dissociation of species on surfaces by external UV photons and UV photons produced by the interaction with cosmic-rays (see section 2.3). Details on these processes and on the equations used to describe them can be found in Hersant et al. (2009) and in Semenov et al. (2010).

2.1 Chemical network

The chemical network used for this work is the same as the one used by Hincelin et al. (2011). It contains 6142 reactions, of which 4394 are pure gas-phase reactions and 1748 are grain-surface and gas-grain interaction reactions. The model follows the chemistry of 458 gas-phase species and 195 species on grains. The gas-phase network is based on the osu-08-2009 database (<http://www.physics.ohio-state.edu/~eric/research.html>) with updates according to the recommendations from the experts of the KIDA database (<http://kida.obs.u-bordeaux1.fr>).

To this network, we added reactions for a new species: CS₂ (as well as CS₂⁺, HCS₂⁺ and CS₂ on the surface). Since CO₂ and CS₂ are isoelectronic, we have based the new reactions for CS₂ on those of CO₂. Rate constants for these reactions have been taken as mean values among the rates of the same type of reactions. We also added new reactions of formation on the grains for S-bearing molecules for OCS, SO₂ and H₂S₂. Formation of sulphur polymers S_n (n = 2-8) and polysulfane H₂S₃ on the grains was also added, for these molecules could be good candidates to a sulphur refractory residue (Steudel 2003). This extends the network to 666 species (461 for the gas-phase and 203 on the grains) and 6215 reactions. The reactions that we added to the network are listed in Tables 1, 2, 3 and 4, and the full network is available on the KIDA website (<http://kida.obs.u-bordeaux1.fr/models>).

[h]

Table 3. Formation and destruction reactions of the polysulfanes on the grains (where the larger considered polysulfane is H₂S₃).

Grain surface reactions				
JH ₂ S ₂	+	JS	→	JH ₂ S ₃
JHS ₂	+	JHS	→	JH ₂ S ₃
Grain surface CR photodissociation				
JH ₂ S ₃			→	JHS + JHS ₂
Grain surface UV photodissociation				
JH ₂ S ₃			→	JHS + JHS ₂

2.2 Model parameters

For the simulations of the chemistry in dense clouds, the gas and dust temperatures are set to 10 K. The H density is $2 \times 10^4 \text{ cm}^{-3}$, the visual extinction is 30 and the total H₂ cosmic ray ionization rate is $1.3 \times 10^{-17} \text{ s}^{-1}$. All elements are initially in the atomic form and in the gas-phase (assuming that dense clouds are formed from diffuse medium), except for hydrogen, which is supposed to be entirely in the form of H₂ in the gas. Initial abundances are listed in Table 5. Elemental abundance of sulphur is at its cosmic abundance of 1.5×10^{-5} (Sofia et al. 1994).

2.3 Model parameters for surface reactions

For the formation of molecules on the surfaces, there are two key processes for which we give some details: the dissociation of species at the surface of the grains by photons induced by cosmic-ray particles and the reactions occurring at the surfaces. In our model, the efficiency of these processes depends on a number of parameters that we describe now. The direct interaction of cosmic-ray particles with chemical species produces mostly ionization of H₂ and atoms (Cravens & Dalgarno 1978; Prasad & Huntress 1980). Ionization of H₂ by cosmic-rays produces high energy electrons that excites H₂. By de-excitation, H₂ then produces a UV radiation field inside dense clouds (Prasad & Tarafdar 1983; Gredel et al. 1989). The dissociation of molecules by these photons are usually called cosmic-rays induced photodissociations. Such processes are also supposed to be efficient on the molecules contained in grain ices and their efficiencies are taken to be the same as for gas-phase molecules as in Ruffle & Herbst (2000). Cations produced by photo-ionizations are assumed to recombine on the surfaces of the grains, which are mainly negatively charged. Rate coefficients for these reactions are computed by the formula: $k_{CRP} = \alpha_{CRP} \zeta$ (in s⁻¹). ζ is the total H₂ cosmic-ray ionization rate and α_{CRP} specific for each species (see Gredel et al. 1989). Table 6 lists the α_{CRP} used in our model for the main S-bearing molecules, which are from the OSU database¹. For H₂S₃ on the surfaces, we have used the same photodissociation rate as for H₂S₂. The products of the photodissociation of H₂S₂ on the surfaces have been changed compared to the gas-phase based on the new experiments by Jiménez-Escobar & Muñoz Caro (2011).

Reactions on grain surfaces between two chemical species are computed using equation 5 from Hasegawa et al. (1992):

$$R_{i,j} = \kappa_{i,j}(R_{diff,i} + R_{diff,j})N_iN_jn_d \quad (1)$$

with $R_{i,j}$ the rate (in cm⁻³ s⁻¹) of reaction between species i and

¹ <http://www.physics.ohio-state.edu/~eric/research.html>

[h]

Table 4. Gas-grain CS₂ chemistry

Grain surface reactions					
JS	+	JCS	→	JCS ₂	
JS	+	JHCS	→	JCS ₂	+ JH
JHS	+	JCS	→	JCS ₂	+ JH
Thermal evaporation					
JCS ₂			→	CS ₂	
Cosmic ray desorption					
JCS ₂			→	CS ₂	
Grain surface CR photodissociation					
JCS ₂			→	JCS	+ JS
Grain surface UV photodissociation					
JCS ₂			→	JCS	+ JS
Adsorption					
CS ₂			→	JCS ₂	
Gas phase CR photodissociation					
CS ₂			→	CS	+ S
Gas phase reactions					
C ⁺	+	CS ₂	→	CS ⁺	+ CS
H ⁺	+	CS ₂	→	HCS ⁺	+ S
He ⁺	+	CS ₂	→	C ⁺	+ S ₂ + He
He ⁺	+	CS ₂	→	S ⁺	+ CS + He
He ⁺	+	CS ₂	→	CS ⁺	+ S + He
He ⁺	+	CS ₂	→	S ₂ ⁺	+ C + He
He ⁺	+	CS ₂	→	CS ₂ ⁺	+ He
N ⁺	+	CS ₂	→	CS ₂ ⁺	+ NS
N ⁺	+	CS ₂	→	CS ₂ ⁺	+ N
O ⁺	+	CS ₂	→	SO ⁺	+ CS
H ₂ ⁺	+	CS ₂	→	CS ⁺	+ H ₂ S
H ₂ ⁺	+	CS ₂	→	CS ₂ ⁺	+ H ₂
H ₂ ⁺	+	CS ₂	→	HCS ₂ ⁺	+ H
OH ⁺	+	CS ₂	→	HCS ₂ ⁺	+ O
H ₃ ⁺	+	CS ₂	→	HCS ₂ ⁺	+ H ₂
H	+	CS ₂	→	CS	+ HS
S	+	HCS	→	H	+ CS ₂
CS	+	HS	→	H	+ CS ₂
CS ₂ ⁺	+	e ⁻	→	S	+ CS
CS ₂ ⁺	+	H	→	H ⁺	+ CS ₂
CS ₂ ⁺	+	H	→	HCS ⁺	+ S
CS ₂ ⁺	+	O	→	O ⁺	+ CS ₂
CS ₂ ⁺	+	O	→	SO ⁺	+ CS
CS ₂ ⁺	+	H ₂	→	HCS ₂ ⁺	+ H
CS ₂ ⁺	+	O ₂	→	O ₂ ⁺	+ CS ₂
CS ₂ ⁺	+	H ₂ O	→	H ₂ O ⁺	+ CS ₂
CS ₂ ⁺	+	H ₂ O	→	HCS ₂ ⁺	+ OH
CS ₂ ⁺	+	H ₂ S	→	H ₂ S ⁺	+ CS ₂
HCS ₂ ⁺	+	C	→	CH ⁺	+ CS ₂
HCS ₂ ⁺	+	O	→	HCS ⁺	+ SO
HCS ₂ ⁺	+	CO	→	HCS ⁺	+ OCS
HCS ₂ ⁺	+	H ₂ O	→	H ₃ O ⁺	+ CS ₂
HCS ₂ ⁺	+	C ₂ H ₂	→	C ₂ H ₃ ⁺	+ CS ₂
HCS ₂ ⁺	+	CH ₄	→	CH ₅ ⁺	+ CS ₂
HCS ₂ ⁺	+	e ⁻	→	CS	+ H + S
HCS ₂ ⁺	+	e ⁻	→	HS	+ CS
HCS ₂ ⁺	+	e ⁻	→	CS ₂	+ H
Gas phase UV photodissociation					
CS ₂			→	CS	+ S

Table 5. Initial abundances (see Hincelin et al. 2011, for discussion on these values)

Element	Abundance (/H)
H ₂	0.5
He	9×10^{-2} ^a
N	6.2×10^{-5} ^b
O	1.4×10^{-4} ^c
C ⁺	1.7×10^{-4} ^b
S ⁺	1.5×10^{-5} ^d
Si ⁺	8×10^{-9} ^e
Fe ⁺	3×10^{-9} ^e
Na ⁺	2×10^{-9} ^e
Mg ⁺	7×10^{-9} ^e
P ⁺	2×10^{-10} ^e
Cl ⁺	1×10^{-9} ^e

^a Wakelam & Herbst (2008)

^b Jenkins (2009)

^c Hincelin et al. (2011)

^d See text

^e Low metal elemental abundances, (see Graedel et al. 1982)

Table 6. α_{CRP} for the main S-bearing species on the grains.

CR induced photodissociation reaction				α_{CRP}
JH ₂ S	→	JH ₂	+ JS	5.15×10^3
JH ₂ S	→	JS	+ 2JH	8.50×10^2
JH ₂ S	→	JHS	+ JH	8.50×10^2
JH ₂ S ₂	→	JS ₂	+ JH ₂	1.50×10^3
JH ₂ S ₃	→	JHS ₂	+ JHS	1.50×10^3
JHS	→	JH	+ JS	5.00×10^2
JOCS	→	JCO	+ JS	6.31×10^3
JOCS	→	JCS	+ JO	4.80×10^2
JSO ₂	→	JSO	+ JO	1.88×10^3

j at the surface of the grains, $\kappa_{i,j}$ is the probability for the reaction to occur (one for exothermic reactions), N_i and N_j the number of species i and j at the surface, n_d is the number density of grains (in cm⁻³). R_{diff} are the diffusion rates of the species at the surface of the grains (see equations 2 to 4 from Hasegawa et al. 1992). This diffusion rate is proportional to $\exp(-E_b/kT_d)$ with T_d the dust temperature and E_b the potential energy barrier required to move from one site to the other on the surface of the grains (Watson 1976). This last parameter is uncertain and is usually taken to be a fraction of the binding energies (E_D) of the species to the surface. Various values for this fraction have been used over the years, typically ranging from 0.3 (Watson 1976; Tielens & Allamandola 1987; Hasegawa et al. 1992) to 0.77 (Ruffle & Herbst 2000). Here we use a mean value of 0.5 as in Garrod & Herbst (2006).

3 MODELLING RESULTS

3.1 Under dense cloud conditions

The model was used with the parameters described in the previous section. The abundances (compared to total H density) for the main S-bearing molecules in the gas-phase and on the grains are shown in Figs. 1 and 2 as a function of time. In the gas-phase, the predicted abundances of CS, SO and H₂S are much larger than the

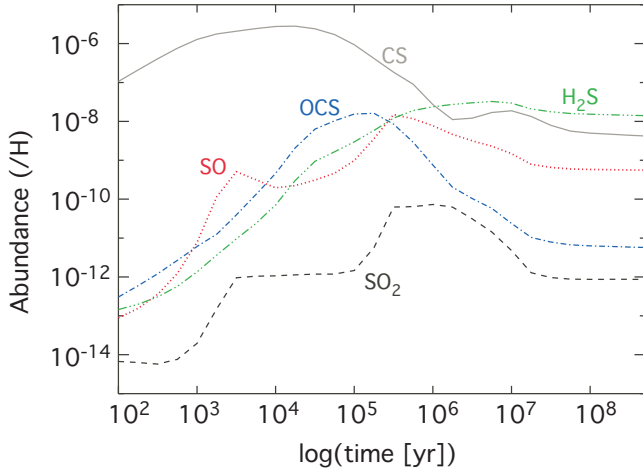


Figure 1. Gas-phase abundances of the S-bearing species relative to H as a function of time for a gas and dust temperature of 10 K.

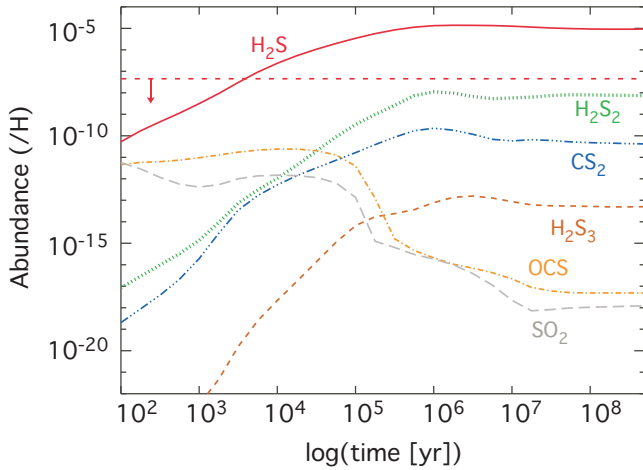


Figure 2. Grain surface abundances of the S-bearing species relative to H as a function of time for a gas and dust temperature of 10 K. Red horizontal dashed line represents the upper limit on H_2S abundance observed in grain ices (van Dishoeck & Blake 1998).

ones observed in the dense cloud L134N (North Peak). A comparison between the predicted (at 10^6 yr) and observed abundances is listed in Table 7. Observed abundances from several authors are given to see the level of uncertainties in the observations. In parallel, sulphur, which is initially in the atomic form in the gas-phase, depletes efficiently on grains and is hydrogenated to form H_2S . Hydrogen sulfide on grains is then the main reservoir of sulphur and its abundance predicted by the model is several orders of magnitude larger than the observational upper limit, similarly to previous modelings (see for instance Garrod et al. 2007). The other S-bearing molecules efficiently produced on the grains are H_2S_2 and CS_2 but with abundances of 1.1×10^{-8} and 2.2×10^{-10} respectively at 10^6 yr. At low temperatures as 10 K, the only efficient grain surface reactions are hydrogenations, which reform H_2S when dissociated. The modifications that we have done on the chemical network do not affect the results here, except that OCS is less produced on the surface in favor of the newly introduced species CS_2 . For other S-bearing molecules to form on the grains, the diffusivity of the species on the grains have to be increased.

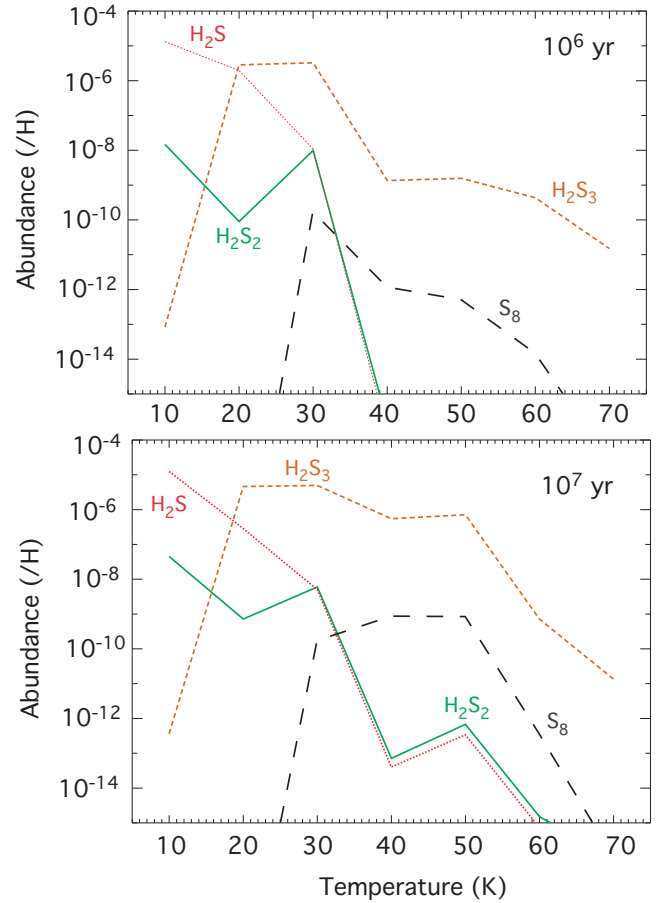


Figure 3. Grain surface abundances of the H_2S , H_2S_2 , H_2S_3 and S_8 as a function of temperature at two different times (10^6 yr on the top and 10^7 yr at the bottom).

3.2 Sensitivity to the model parameters

We now test sensitivity of the model results to some of the key parameters.

3.2.1 The gas and dust temperature

Figure 3 shows the grain surface abundances of the H_2S , H_2S_2 , H_2S_3 and S_8 at two different times (10^6 and 10^7 yr) for temperatures (gas and dust) from 10 to 70 K. At 20 K, half of the sulphur goes into H_2S_3 on the surface after 10^6 yr and the abundance of H_2S is below 10^{-7} after 10^7 yr (see also Fig. 4). In this model, CS_2 is produced efficiently and its abundance is similar to that of H_2S for times between 10^6 and 10^7 yr. At a temperature of 30 K, the abundance of H_2S on the grains is at maximum 10^{-8} (at 10^6 yr). Its gas-phase abundance is always smaller than 10^{-10} . Above 30 K, the abundance of S-bearing molecules on the grains decreases because the evaporation temperature of atomic sulphur is reached. At these low densities (10^4 cm^{-3}), the main form of sulphur is then neutral atomic sulphur in the gas-phase. The molecule S_8 is efficiently produced by temperatures between 30 and 50 K.

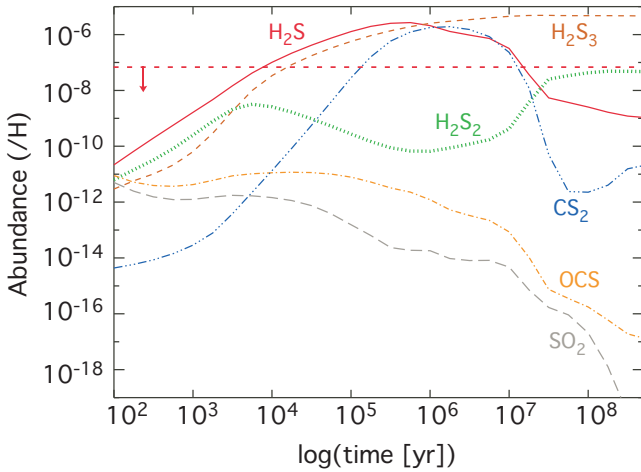
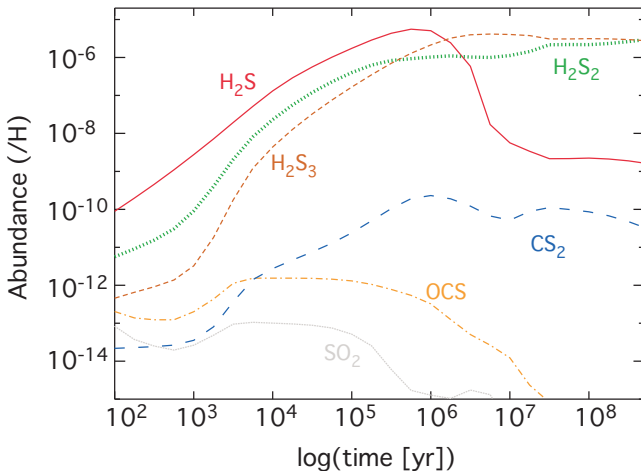
3.2.2 Energy barrier between two grain adjacent sites

Another parameter that influences directly the diffusion of the species on grains is the energy barrier between two grain adjacent

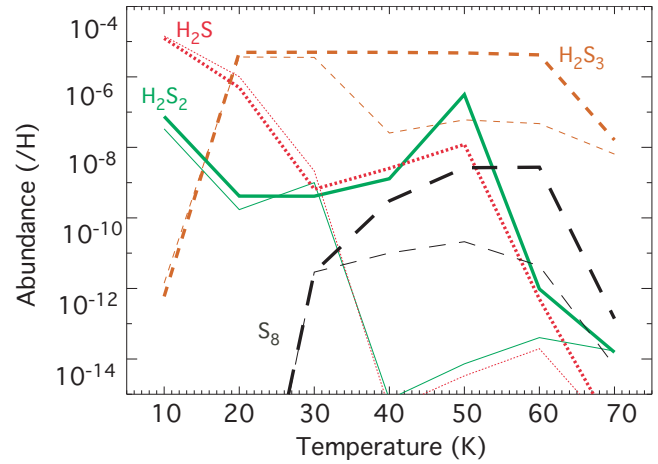
Table 7. Abundances relative to H observed in L134N (North Peak).

Element	Abundances (/H) of the main gas-phase S-bearing species.				
	Model	Swade (1989)	Ohishi et al. (1992)	Minh et al. (1989)	Dickens et al. (2000)
CS	4×10^{-8}	3.4×10^{-10}	5×10^{-10}	-	8.3×10^{-10}
SO	1×10^{-8}	$0.8 - 2.1 \times 10^{-9a}$	1×10^{-8}	-	1.6×10^{-9}
SO ₂	1×10^{-10}	$\leq 1.4 \times 10^{-10}$	2×10^{-9}	-	$\leq 8 \times 10^{-10}$
OCS	1×10^{-9}	-	1×10^{-9}	-	-
H ₂ S	4×10^{-8}	-	4×10^{-10}	1.5×10^{-9}	-

^a from two different molecular lines.


Figure 4. Grain surface abundances of the S-bearing species relative to H as a function of time for a 20K gas-grain model. Red dashed horizontal line represents the upper limit on H₂S observed in grain ices (van Dishoeck & Blake 1998).

Figure 5. Grain surface abundances of the S-bearing species relative to H as a function of time for $E_b = 0.3E_D$ (other parameters are the same as for Fig. 2).

sites E_b . As mentioned in the section 2.4, the value of this energy barrier is far from being well known. To test its importance, we have run the model described in section 2.3 (dust and gas temperature are 10 K) with an E_b of $0.3E_D$ (see section 2.4). The model results are shown in Fig. 5. The destruction of H₂S on the surfaces is very efficient in that case in favor of the production of CS₂ and H₂S₃. After a few 10^6 yr, H₂S₃ and H₂S₂ are the main S-bearing


Figure 6. Grain surface abundances of the H₂S, H₂S₂, H₂S₃ and S₈ as a function of temperature at two different times (10^6 yr thin line and 10^7 yr thick line) for a H density of $2 \times 10^5 \text{ cm}^{-3}$.

species on grains and the prediction abundance of H₂S is below its observational limit. In that case, CS₂ is not produced efficiently. In all the models shown in this section, the formation of pure sulphur polymers S_n is very low and the predicted abundances are below the minimum values shown on the figures.

3.2.3 Other parameters

At a larger density of $2 \times 10^5 \text{ cm}^{-3}$, the results at 10 K are very similar to the lower density one. Between 20 and 60 K, solid H₂S₃ remains with a very high abundance similar to the neutral atomic sulphur in the gas. The molecule S₈ is efficiently produced for temperatures between 30 and 60 K. At 70 K, gas-phase S is the reservoir of sulphur. A figure similar to Fig. 3 for a density of $2 \times 10^5 \text{ cm}^{-3}$ is given in Fig. 6.

The results presented here are not strongly sensitive to the cosmic-ray ionization rate. A ten times larger ζ , with a temperature of 20 K, accelerates the destruction of H₂S on the surface and favors the production of H₂S₂. H₂S₃ remains however the reservoir of sulphur after 5×10^5 yr. A ten times smaller ζ only produces a smaller abundance of H₂S₂, below 10^{-10} for times between 10^6 and 10^7 yr.

4 CONCLUSIONS

Chemical models that take into account the formation of molecules on interstellar grains predict that sulphur would stick on the

grains at high density and would be hydrogenated to form H₂S. The non detection of this species in interstellar ices tends to indicate that solid H₂S cannot be the reservoir of sulphur. The recent experiments from Garozzo et al. (2010) and Jiménez-Escobar & Muñoz Caro (2011) showed that H₂S is easily dissociated by high energy particles and UV photons, and that other molecules such as CS₂, polysulfanes (H₂S_{*n*}) and S_{*n*} would be formed on the surfaces. Using a gas-grain model, in which new reactions have been introduced for CS₂, H₂S_{*n*} and S_{*n*}, we show that we are able to produce large quantities of solid H₂S₃ and very low abundance of solid H₂S but only with temperatures higher than 10 K, which are probably more representative of star forming regions. The key parameter here is the diffusivity of the radical HS on the grains, which is limited at very low temperature. Significant amount of S₈ is produced at temperatures between 30 and 50-60 K for densities between 2×10^4 and 2×10^5 cm⁻³. The results of our model, as for any chemical model, depends on the chemical reactions considered. More experience on the diffusion of S-bearing species on surfaces at low temperature and the formation of these chains would be a precious ally.

The possibility to observe products of the destruction of solid H₂S_{*n*} or S_{*n*} in diffuse or warm medium could bring more stones to this problem. H₂S₂ is a symmetric molecule and the predicted lines in the millimeter range are weak (Behrend et al. 1990). Search for these lines, as well as S₃ and S₄ (Thorwirth et al. 2005; Gottlieb et al. 2005), in the spectral survey of the low mass protostar IRAS16293-2422 (Caux et al. 2011), was unsuccessful (E. Caux private communication). The results of this modeling can be put in the context of the larger picture of interstellar dust cycle (Tielens 1998) and the fact that the depletion of sulphur into H₂S_{*n*} may have happened at an early phase of the cloud history when the dust temperature was larger than what is observed at the centre of these cold cores. It is unlikely that simple diffusion mechanisms at the surface of the grains could form pure sulphur polymers (S_{*n*}). The observation of OCS and SO₂ in interstellar ices may indicate however that other mechanisms could take place or that surface reactions are much more efficient than current models assume.

ACKNOWLEDGMENTS

Franck Hersant is thanked for his comments on this paper. VW is grateful to the French program PCMI for partial funding of this work. CD was funded by a 4 months master grant from the Laboratoire d'Astrophysique de Bordeaux and the University of Bordeaux 1. Some kinetic data we used have been downloaded from the online database KIDA (KINetic Database for Astrochemistry, <http://kida.obs.u-bordeaux1.fr>). The authors acknowledge the anonymous referee for his suggestions, which improved the quality of the paper.

REFERENCES

- Behrend J., Mittler P., Winnewisser G., Yamada K. M. T., Winnewisser M., 1990, *Journal of Molecular Spectroscopy*, 141, 265
- Boogert A. C. A., Schutte W. A., Helmich F. P., Tielens A. G. G. M., Wooden D. H., 1997, *A&A*, 317, 929
- Cardelli J. A., 1994, *Science*, 265, 209
- Caux E., Kahane C., Castets A., Coutens A., Ceccarelli C., Bacmann A., Bisschop S., Bottinelli S., Comito C., Helmich F. P., Lefloch B., Parise B., Schilke P., Tielens A. G. G. M., van Dishoeck E., Vastel C., Wakelam V., Walters A., 2011, *A&A*, 532, A23+
- Cravens T. E., Dalgarno A., 1978, *ApJ*, 219, 750
- Crimier N., Ceccarelli C., Maret S., Bottinelli S., Caux E., Kahane C., Lis D. C., Olofsson J., 2010, *A&A*, 519, A65+
- Dickens J. E., Irvine W. M., Snell R. L., Bergin E. A., Schloerb F. P., Pratap P., Miralles M. P., 2000, *ApJ*, 542, 870
- Draine B. T., 1990, in L. Blitz ed., *The Evolution of the Interstellar Medium* Vol. 12 of *Astronomical Society of the Pacific Conference Series*, Evolution of interstellar dust. pp 193–205
- Draine B. T., 2009, in T. Henning, E. Grün, & J. Steinacker ed., *Cosmic Dust - Near and Far* Vol. 414 of *Astronomical Society of the Pacific Conference Series*, Interstellar Dust Models and Evolutionary Implications. pp 453–+
- Garozzo M., Fulvio D., Kanuchova Z., Palumbo M. E., Strazzulla G., 2010, *A&A*, 509, A67+
- Garrod R. T., Herbst E., 2006, *A&A*, 457, 927
- Garrod R. T., Wakelam V., Herbst E., 2007, *A&A*, 467, 1103
- Gerakines P. A., Moore M. H., Hudson R. L., 2000, *A&A*, 357, 793
- Goicoechea J. R., Pety J., Gerin M., Teyssier D., Roueff E., Hily-Blant P., Baek S., 2006, *A&A*, 456, 565
- Gottlieb C. A., Thorwirth S., McCarthy M. C., Thaddeus P., 2005, *ApJ*, 619, 939
- Graedel T. E., Langer W. D., Frerking M. A., 1982, *ApJS*, 48, 321
- Gredel R., Lepp S., Dalgarno A., Herbst E., 1989, *ApJ*, 347, 289
- Hasegawa T. I., Herbst E., Leung C. M., 1992, *ApJS*, 82, 167
- Herbst E., Defrees D. J., Koch W., 1989, *MNRAS*, 237, 1057
- Hersant F., Wakelam V., Dutrey A., Guilloteau S., Herbst E., 2009, *A&A*, 493, L49
- Hincelin U., Wakelam V., Hersant F., Guilloteau S., Loison J. C., Honvault P., Troe J., 2011, *A&A*, 530, A61+
- Jenkins E. B., 2009, *ApJ*, 700, 1299
- Jenkins E. B., Savage B. D., Spitzer Jr. L., 1986, *ApJ*, 301, 355
- Jiménez-Escobar A., Muñoz Caro G. M., 2011, *A&A*, 536, A91
- Keller L. P., Hony S., Bradley J. P., Molster F. J., Waters L. B. F. M., Bouwman J., de Koter A., Brownlee D. E., Flynn G. J., Henning T., Mutschke H., 2002, *Nature*, 417, 148
- Minh Y. C., Irvine W. M., Ziurys L. M., 1989, *ApJ*, 345, L63
- Ohishi M., Irvine W. M., Kaifu N., 1992, in *IAU Symp. 150: Astrochemistry of Cosmic Phenomena* Vol. 150, *Molecular Abundance Variations among and Within Cold, Dark Molecular Clouds(rp)*. p. 171
- Palumbo M. E., Geballe T. R., Tielens A. G. G. M., 1997, *ApJ*, 479, 839
- Prasad S. S., Huntress Jr. W. T., 1980, *ApJS*, 43, 1
- Prasad S. S., Tarafdar S. P., 1983, *ApJ*, 267, 603
- Ruffle D. P., Herbst E., 2000, *MNRAS*, 319, 837
- Ruffle D. P., Herbst E., 2001, *MNRAS*, 322, 770
- Savage B. D., Sembach K. R., 1996, *ARA&A*, 34, 279
- Scappini F., Cecchi-Pestellini C., Smith H., Klemperer W., Dalgarno A., 2003, *MNRAS*, 341, 657
- Semenov D., Hersant F., Wakelam V., Dutrey A., Chapillon E., Guilloteau S., Henning T., Launhardt R., Piétu V., Schreyer K., 2010, *A&A*, 522, A42+
- Shalabiea O. M., 2001, *A&A*, 370, 1044
- Sofia U. J., Cardelli J. A., Savage B. D., 1994, *ApJ*, 430, 650
- Stuedel R., 2003, *Top. Curr. Chem.*, 231, 125
- Swade D. A., 1989, *ApJ*, 345, 828
- Thorwirth S., McCarthy M. C., Gottlieb C. A., Thaddeus P., Gupta H., Stanton J. F., 2005, *J. Chem. Phys.*, 123, 054326
- Tielens A. G. G. M., 1998, *ApJ*, 499, 267

- Tielens A. G. G. M., Allamandola L. J., 1987, in G. E. Morfill & M. Scholer ed., NATO ASIC Proc. 210: Physical Processes in Interstellar Clouds Evolution of interstellar dust. pp 333–376
- van Dishoeck E. F., Blake G. A., 1998, *ARA&A*, 36, 317
- Wakelam V., Caselli P., Ceccarelli C., Herbst E., Castets A., 2004, *A&A*, 422, 159
- Wakelam V., Castets A., Ceccarelli C., Lefloch B., Caux E., Paganí L., 2004, *A&A*, 413, 609
- Wakelam V., Herbst E., 2008, *ApJ*, 680, 371
- Wakelam V., Herbst E., Le Boulrot J., Hersant F., Selsis F., Guiloteau S., 2010, *A&A*, 517, A21+
- Wakelam V., Smith I. W. M., Herbst E., Troe J., Geppert W., Linnartz H., Öberg K., Roueff E., Agúndez M., Pernot P., Cuppen H. M., Loison J. C., Talbi D., 2010, *Space Sci. Rev.*, 156, 13
- Watson W. D., 1976, *Reviews of Modern Physics*, 48, 513
- Whittet D. C. B., 2010, *ApJ*, 710, 1009
- Zasowski G., Kemper F., Watson D. M., Furlan E., Bohac C. J., Hull C., Green J. D., 2009, *ApJ*, 694, 459
- Ziurys L. M., Friberg P., Irvine W. M., 1989, *ApJ*, 343, 201