

# TeV cosmic-ray proton and helium spectra in the myriad model

G. Bernard<sup>1</sup>, T. Delahaye<sup>2</sup>, Y.-Y. Keum<sup>3,4</sup>, W. Liu<sup>5</sup>, P. Salati<sup>1</sup>, and R. Taillet<sup>1</sup>

<sup>1</sup> LAPTh, Université de Savoie, CNRS. B.P. 110. Annecy-le-Vieux F-74941. France \*

<sup>2</sup> Instituto de Física Teórica UAM/CSIC, Universidad Autónoma de Madrid, Cantoblanco, 28049 Madrid, Spain

<sup>3</sup> BK-21 Research Group, Department of Physics, Seoul National University, Seoul 157-742, Republic of Korea

<sup>4</sup> Institute of the Early Universe, Ewha Womans University, Seoul, Republic of Korea

<sup>5</sup> Cosmic Dark-Energy and Dark-Matter Research Group, National Astronomical Observatories, Chinese Academy of Science, Beijing 100012, Peoples Republic of China

Processed November 17, 2021; Received ; Accepted ;  
Preprint numbers LAPTh-031/12, IFT-UAM/CSIC-12-68, SNU/2012-001

## ABSTRACT

**Context.** Recent measurements of cosmic ray proton and helium spectra show a hardening above a few hundreds of GeV. This excess is hard to understand in the framework of the conventional models of Galactic cosmic ray production and propagation.

**Aims.** We propose here to explain this anomaly by the presence of local sources (myriad model).

**Methods.** Cosmic ray propagation is described as a diffusion process taking place inside a two-zone magnetic halo. We calculate the proton and helium fluxes at the Earth between 50 GeV and 100 TeV. Improving over a similar analysis, we consistently derive these fluxes by taking into account both local and remote sources for which a unique injection rate is assumed.

**Results.** We find cosmic ray propagation parameters compatible with B/C measurements and for which the proton and helium spectra remarkably agree with the PAMELA and CREAM measurements over four decades in energy.

**Conclusions.**

**Key words.** CREAM-PAMELA Anomaly, Galactic Cosmic Ray Propagation, Proton and Helium Spectra

## 1. Introduction

### 1.1. Observations of the CR proton and helium anomaly

The energy spectrum of primary cosmic rays approximately behaves as  $E^{-2.7}$ , in the 10 GeV to 100 TeV range. This is rather well understood if one assumes that these cosmic rays are accelerated by energetic events such as supernova explosion shocks, distributed evenly in the disk of our Galaxy. Once injected inside the Galactic magnetic field with a rate  $q \propto \mathcal{R}^{-\alpha}$  where  $\mathcal{R} \equiv p/Ze$  stands for the rigidity and  $\alpha \simeq 2.15 \pm 0.15$ , particles are subsequently scattered by the turbulent irregularities of the Galactic magnetic field. Their transport is described phenomenologically by space diffusion with a coefficient  $K \propto \mathcal{R}^\delta$  whose energy dependence is characterized by the index  $\delta$ . The boron to carbon (B/C) ratio is a tracer of cosmic ray (CR) propagation and points towards a value of  $\delta \in [0.4, 0.85]$  for the diffusion index. At high energy, the flux of a given primary CR species at the Earth is given by  $\Phi \propto q/K$  and falls with energy typically like  $1/E^{\alpha+\delta}$ . Its spectrum exhibits a power-law behavior whose index is the sum of  $\alpha$  and  $\delta$ .

However, this is challenged by the recent measurements of the absolute high-energy CR proton and helium spectra that have been recently reported by CREAM (Ahn et al. 2010; Yoon et al. 2011) and PAMELA (Adriani et al. 2011) experiments. Observations indicate the presence of an excess in the CR proton and helium fluxes above

250 GeV/nuc. The single power-law hypothesis is rejected at 95 % C.L. The hardening of the proton spectrum occurs at  $232_{-30}^{+35}$  GeV with a change of the spectral index from  $2.85 \pm 0.015 \pm 0.004$  to  $2.67 \pm 0.03 \pm 0.05$ . For the helium data, the spectral index varies from  $2.766 \pm 0.01 \pm 0.027$  to  $2.477 \pm 0.06 \pm 0.03$  with the hardening setting in at  $243_{-31}^{+27}$  GeV/nuc.

### 1.2. Current explanations

Explanations of this anomaly have been tentatively given since its discovery. They mainly imply a modification of the energy behavior of either the injection spectrum  $q(E)$  or the diffusion coefficient  $K(E)$ . To commence, a break in  $\alpha$  could arise from a modification of the conventional diffusive shock acceleration (DSA) scheme, as suggested by Malkov et al. (2012) and Ohira & Ioka (2011). In the same vein, the possibility of different classes of CR sources has been proposed some time ago by Stanev et al. (1993) and Zatsepin & Sokolskaya (2006). For instance, cosmic rays accelerated in the magnetized winds of exploding Wolf-Rayet and red supergiant stars could have a double spectrum, with a hard component produced in the polar cap regions of these objects. According to Biermann et al. (2010), this hard component would take over the smooth one above a few hundreds of GeV, hence the observed break in the proton and helium spectra. Not so different is the proposition of Yuan et al. (2011) where a spread in the injection index  $\alpha$  is introduced. Another direction implies a modification of the

\* Laboratoire d'Annecy-le-Vieux de Physique Théorique, UMR5108

diffusion coefficient  $K$ . As proposed by Ave et al. (2009), the proton and helium anomaly could be due to a welcome, but unexpected, decrease of the spectral index  $\delta$  at high energy. Recently Blasi et al. (2012) have given some theoretical motivations to such changes in diffusion. A local variation of  $K$  could also have a similar effect as suggested by Tomassetti (2012). Finally, inspired by Hörandel et al. (2007), Blasi & Amato (2011) have invoked an unusually strong spallation of the CR species on the Galactic gas. This possibility has been recently criticized in a detailed analysis carried out by Vladimirov et al. (2012) of some of the above mentioned solutions to the CR proton and helium anomaly.

### 1.3. Goal of the article

In this paper, we compute the proton and helium spectra within the usual framework of diffusive propagation, and using propagation parameters consistent with B/C spectra, while taking into account the known local sources of cosmic rays. We show that the proton and helium spectral hardening above 250 GeV/nuc can be attributed to local sources of cosmic rays. These local sources are associated to known supernova remnants (SNR) and pulsars, that can be found in astronomical catalogs such as the Green catalog (Green 2009) which can be completed with the ATNF pulsar database (Manchester et al. 2005). In our approach, there is no need to modify the conventional CR propagation model. In particular, the variations with CR energy of the injection rate  $q$  of individual sources and of the space diffusion coefficient  $K$  are power laws respectively characterized by the spectral indices  $\alpha$  and  $\delta$ . This idea has already been suggested recently by Erlykin & Wolfendale (2011) who explain the hardening with very few sources (mainly Monogem Ring) and by Thoudam & Hörandel (2012) who consider a catalog of 10 nearby sources. The principal weakness of these analyses is the lack of a consistent treatment of the CR spectra in the entire energy range extending from tens of GeV up to a few PeV. This is particularly clear in Thoudam & Hörandel (2012) where the proton and helium anomaly is derived from a handful of local sources, whereas the low energy spectra of these species are not calculated but merely fitted in order to get a value for  $\alpha$  once  $\delta$  has been chosen. It should be noted that the magnitude of the CR proton (helium) flux is related over the entire energy range to the injection rate  $q$  of individual sources. The low energy (power-law regime) and high energy (spectral hardening) parts of the CR spectra are connected with each other. A consistent treatment of the problem requires that the proton and helium fluxes are calculated over the entire energy range. A crucial problem is also to understand why just a few local sources could explain the spectral hardening at high energies whereas the bulk of the Galactic sources is required in order to account for the power-law behavior of the fluxes below 250 GeV/nuc. This aspect, which is not addressed in the above mentioned analyses, bears upon the more general question of the discreet nature of the sources. In the conventional model of CR propagation, these are treated as a jelly spreading over the Galactic disk and continuously accelerating cosmic rays. The question arises then to understand why and in which conditions that scheme breaks down at high energies where local and discrete objects come into play. The results presented here are based on a detailed investigation of that question. Bernard et al.

(2012) have recently shown how to reconcile the presence of discrete sources with the conventional description of CR production and propagation. We briefly recall the salient features of their analysis.

## 2. The proton and helium anomaly in the light of local sources.

### 2.1. Cosmic ray propagation with discreet sources.

Once accelerated by the sources that lie within the Galactic disk, CR nuclei diffuse on the irregularities of the Galactic magnetic field. The diffusion coefficient  $K = K_0 \beta \mathcal{R}^\delta$  accounts for that process, where  $K_0$  is a normalization constant and  $\beta$  denotes the particle velocity. The magnetic halo (MH), inside which cosmic rays propagate before escaping into intergalactic space, is assumed to be a flat cylindrical domain which matches the circular structure of the Milky Way. The Galactic disk is sandwiched between two confinement layers whose thickness  $L$  is unknown and turns out to be crucial in our investigation. Stellar winds combine to generate a Galactic convection that wipes cosmic rays away from the disk, with velocity  $V_c(z) = V_c \text{sign}(z)$ . CR nuclei also undergo collisions with the interstellar medium (ISM) with a rate

$$\Gamma_{\text{sp}} = \beta (\sigma_{p\text{H}} n_{\text{H}} + \sigma_{p\text{He}} n_{\text{He}}) , \quad (1)$$

where the densities  $n_{\text{H}}$  and  $n_{\text{He}}$  have been respectively averaged to 0.9 and 0.1  $\text{cm}^{-3}$ . The total proton-proton cross section  $\sigma_{p\text{H}}$  has been parameterized according to Nakamura et al. (2010) while  $\sigma_{p\text{He}}$  is related to  $\sigma_{p\text{H}}$  by the Norbury & Townsend (2007) scaling factor  $4^{2.2/3}$ . Similar scaling factors have been used in order to derive the CR helium nuclei collision cross sections from the proton case. Above a few GeV, diffusive re-acceleration and energy losses may be disregarded and the master equation for the space and energy number density  $\psi \equiv dn/dT$  of a given CR species simplifies into the diffusion equation

$$\frac{\partial \psi}{\partial t} + \partial_z (V_c \psi) - K(E) \Delta \psi + \Gamma_{\text{sp}} \psi = q_{\text{acc}} . \quad (2)$$

The CR transport parameters  $K_0$ ,  $\delta$ ,  $L$  and  $V_c$  can be constrained from the B/C ratio – see for instance Maurin et al. (2001); Putze et al. (2010); Maurin et al. (2010). Our solution of the master equation (2) is based on the existence of a Green function  $\mathcal{G}$  and is well adapted to the presence of discreet and extended CR sources. As an illustration, the CR proton density at the Earth may be expressed as the convolution over space and time of the Green function  $\mathcal{G}_p$  with  $q_{\text{acc}}$

$$\psi(\mathbf{x}, t) = \int_{-\infty}^t dt_S \int_{\text{MH}} d^3 \mathbf{x}_S \mathcal{G}_p(\mathbf{x}, t \leftarrow \mathbf{x}_S, t_S) q_{\text{acc}}(\mathbf{x}_S, t_S) , \quad (3)$$

where  $q_{\text{acc}}(\mathbf{x}_S, t_S)$  is the CR proton injection rate at the source located at  $\mathbf{x}_S$  and at time  $t_S$ . The propagator  $\mathcal{G}_p$  translates the probability for a CR proton injected at position  $\mathbf{x}_S \equiv (x_S, y_S, z_S)$  and time  $t_S$  to travel through the Galactic magnetic fields until it reaches, at time  $t$ , an observer located at  $\mathbf{x} \equiv (x, y, z)$ .

In the conventional approach, the CR source term  $q_{\text{acc}}$  is a continuous function of space and time. Steady-state is moreover assumed. This is an oversimplification insofar as

CR sources are actually discrete, with an average supernova explosion rate  $\nu$  of 0.8 to 3 events per century (Diehl et al. 2006). In the stochastic treatment developed by Bernard et al. (2012), sources are modelled as point-like objects and the production rate of CR nuclei through acceleration is given by

$$q_{\text{acc}}(\mathbf{x}_S, t_S) = \sum_{i \in \mathcal{P}} q_i \delta^3(\mathbf{x}_S - \mathbf{x}_i) \delta(t_S - t_i) , \quad (4)$$

where each source  $i$  that belongs to the population  $\mathcal{P}$  contributes a factor  $q_i$  at position  $\mathbf{x}_i$  and time  $t_i$ . The total flux  $\Phi \equiv (1/4\pi)\beta\psi$  at the Earth depends on the precise locations and ages of all the sources and varies from one particular population  $\mathcal{P}$  to another. Because we do not know the actual distribution of the Galactic sources that have generated the observed CR flux, we must rely on a statistical analysis and consider the position and age of each source as random variables. The CR flux  $\Phi(E)$  at a given energy  $E$  behaves as a stochastic variable whose probability distribution function  $p(\Phi)$  has been studied in Bernard et al. (2012). The conventional CR model is recovered by taking the statistical average of the flux over the ensemble of all possible populations  $\mathcal{P}$ . This average flux  $\bar{\Phi}$  turns out to be the solution of Eq. (2) with a continuous source term  $q_{\text{acc}}$ . More exciting is the spread of the flux  $\Phi$  around its average value  $\bar{\Phi}$ . Using a Monte Carlo approach, Bernard et al. (2012) have shown that if the magnetic halo is thin, the statistical fluctuations of the flux may be significant. The residence time  $\tau_{\text{dif}} \sim L^2/K$  of CR nuclei within the magnetic halo decreases with its thickness  $L$ . The number  $N$  of sources that contribute to the signal at the Earth scales as  $\nu \tau_{\text{dif}}$ . The smaller  $L$ , the smaller  $N$  and the larger the flux variance. Should the magnetic halo be sufficiently thin, we expect fluctuations of the flux, especially at high energies where  $K$  becomes large. In this case, the hardening of the proton and helium spectra appears to be a mere fluctuation of the CR flux whose probability to occur is not vanishingly small. According to this line of reasoning, the proton and helium anomaly results from the particular configuration of the actual CR sources. These objects are incidentally known in the nearby region for which catalogs of SNR and pulsars are available. The domain extending 2 kpc around the Earth and encompassing objects that have exploded less than 30,000 years ago is defined as the local region. The catalogs are no longer complete outside and fail to be reliable. In the conventional CR model, the local sources would yield an average contribution  $\bar{\Phi}_{\text{loc}}$  whereas the actual objects yield a much larger flux  $\Phi_{\text{cat}}$ . Denoting by  $\Phi_{\text{ext}}$  the flux from the other sources, we infer a total signal at the Earth

$$\Phi = \Phi_{\text{cat}} + \Phi_{\text{ext}} , \quad (5)$$

to be compared to the prediction of the conventional steady-state model

$$\bar{\Phi} = \bar{\Phi}_{\text{loc}} + \bar{\Phi}_{\text{ext}} . \quad (6)$$

The flux produced by the external sources has a very small variance as shown in Bernard et al. (2012). We may then identify  $\Phi_{\text{ext}}$  with its statistical average  $\bar{\Phi}_{\text{ext}}$ .

## 2.2. Scan of the parameter space

The CR propagation parameters giving a good agreement with the secondary to primary B/C ratio measurements

have been determined by Maurin et al. (2001) using the same propagation model as the one described above. For each of these 1,600 different sets of parameters, CR propagation is specified by  $K_0$ ,  $\delta$ ,  $V_c$  and  $L$ . The injection rate of CR species  $j$  is assumed to be generically of the form

$$q_j(p) = q_j^0 \left( \frac{p}{1 \text{ GeV/nuc}} \right)^{-\alpha_j} , \quad (7)$$

and to be the same for all CR sources. They are specified by the parameters  $q_p^0$ ,  $q_{\text{He}}^0$ ,  $\alpha_p$  and  $\alpha_{\text{He}}$ . The final ingredient is the average supernova explosion rate  $\nu$ . We have used these parameters to compute the proton and helium fluxes  $\bar{\Phi}_{\text{ext}} + \Phi_{\text{cat}}$  over an energy range extending from 50 GeV/nuc to 100 TeV/nuc, in order to compare with the PAMELA (Adriani et al. 2011) and CREAM (Ahn et al. 2010) data. At high energy, solar modulation has little effect on the CR flux and it has not been taken into account in this study. The quality of the fit to the data is gauged by the proton and helium chi-squares  $\chi_p^2$  and  $\chi_{\text{He}}^2$ . Our calculation of the local contribution  $\Phi_{\text{cat}}$  to the flux is based on the Green catalog (Green 2009) and on the ATNF pulsar database (Manchester et al. 2005).

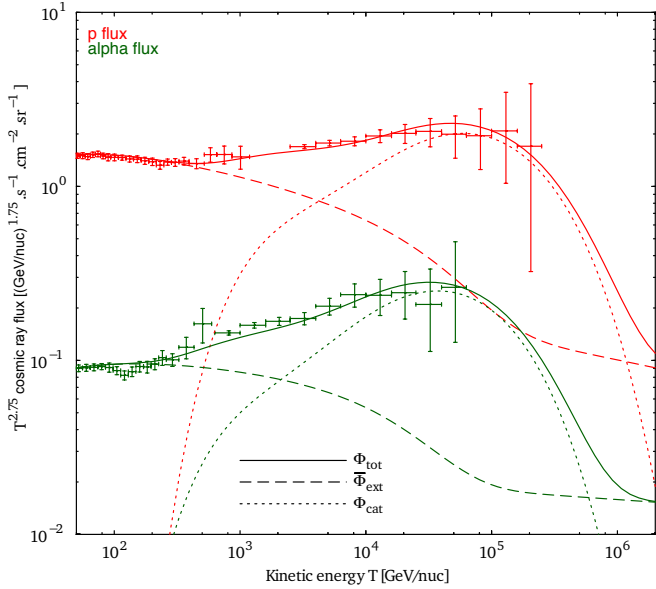
We have performed a scan over the CR propagation parameters derived by Maurin et al. (2001). For a given set of these CR parameters, we have adjusted the source parameters  $q_p^0$ ,  $q_{\text{He}}^0$ ,  $\alpha_p$ ,  $\alpha_{\text{He}}$  and  $\nu$  in order to get the lowest value for the total chi-square  $\chi_p^2 + \chi_{\text{He}}^2$ . We first set the injection indices  $\alpha_p$  and  $\alpha_{\text{He}}$ , as well as the explosion rate  $\nu$ , and determine the best-fit values for the injection normalizations  $q_p^0$  and  $q_{\text{He}}^0$ . We then vary  $\nu$  from 0.5 to 3.5 century<sup>-1</sup> and the injection indices  $\alpha_p$  and  $\alpha_{\text{He}}$  from 1.75 to 2.35 in order to get the best adjustment of the source parameters to the CREAM and PAMELA data. The injection indices  $\alpha_p$  and  $\alpha_{\text{He}}$  are determined independently from each other. Observations point towards slightly different power laws for the proton and helium fluxes at energies below 250 GeV/nuc.

## 2.3. Results

The range of spectra obtained by the scan described above is very large, some of them are much higher and other much lower than the measured spectra, for protons and helium. However, we find that some of the parameter sets compatible with B/C give a good agreement with measurements. Model A yields the best  $\chi^2$ , the resulting spectra are shown in Fig. 1, and the corresponding parameters are reproduced in Table 1. The CR parameters of model B are the same as for model A. The average supernova rate has been fixed to a value of 1.4 per century. The resulting spectra are shown in Fig. 2, Model C corresponds to the MED configuration as defined by Donato et al. (2004) and best fits the B/C ratio. The half-thickness  $L$  of the magnetic halo is 4 kpc. The resulting spectra are shown in Fig. 3. The agreement with the CREAM and PAMELA proton and helium excess is still reasonable. These sets of CR injection and propagation parameters featured in this table have been shown in Maurin et al. (2001) to be compatible with the B/C ratio, and provide reasonable to very good fits to the PAMELA and CREAM data from 50 GeV/nuc to 100 TeV/nuc. The proton and helium fluxes are simultaneously adjusted with the same values of  $K_0$ ,  $\delta$ ,  $L$  and  $V_c$ . The injection indices  $\alpha_p$  and  $\alpha_{\text{He}}$  are determined independently from each other.

model	$K_0$ [kpc <sup>2</sup> /yr]	$\delta$	$L$ [kpc]	$V_c$ [kpc/yr]	$q_p^0$ [GeV <sup>-1</sup> ]	$q_{He}^0$ [(GeV/n) <sup>-1</sup> ]
A	$2.4 \times 10^{-9}$	0.85	1.5	$1.38 \times 10^{-8}$	$1.17 \times 10^{52}$	$3.22 \times 10^{51}$
B	$2.4 \times 10^{-9}$	0.85	1.5	$1.38 \times 10^{-8}$	$0.53 \times 10^{52}$	$1.06 \times 10^{51}$
MED	$1.12 \times 10^{-9}$	0.7	4	$1.23 \times 10^{-8}$	$15.8 \times 10^{51}$	$3.14 \times 10^{51}$
model	$\alpha_p + \delta$	$\alpha_{He} + \delta$	$\nu$ [century <sup>-1</sup> ]	H injection	He injection	$\chi^2/\text{dof}$
A	2.9	2.8	0.8	0.19	0.05	0.61
B	2.85	2.7	1.4	0.12	0.07	1.09
MED	2.85	2.7	0.8	0.148	0.07	1.3

**Table 1.** Sets of CR injection and propagation parameters discussed in the text.

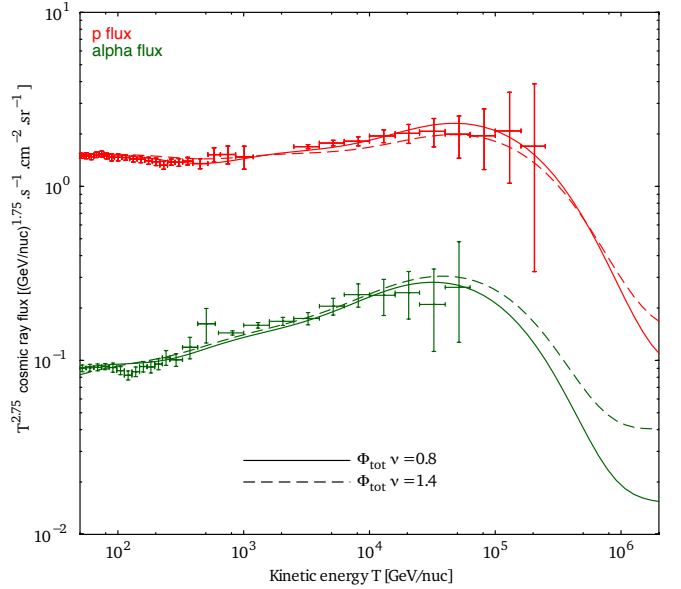


**Fig. 1.** Proton (upper curve) and helium (lower curve) spectra in the range extending from 50 GeV/nuc to 100 TeV/nuc, for the propagation parameters of model A (see Table 1), giving the best fit to the PAMELA (Adriani et al. 2011) and CREAM (Ahn et al. 2010) data : supernovae explosion rate  $\nu = 0.8$  century<sup>-1</sup>. Solid lines show the total flux, short-dashed lines show the flux due to the sources of the catalog, and the long-dashed curve the flux due to the rest of the sources.

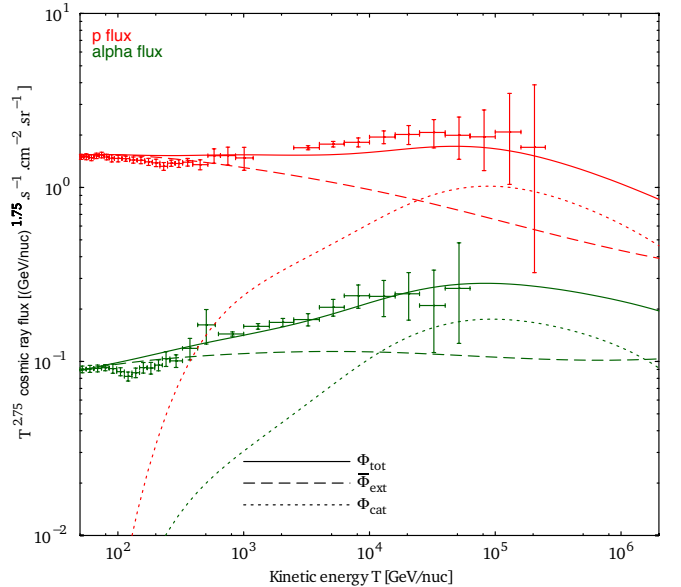
The average supernova explosion rate per century is denoted by  $\nu$ . The results of the fits to the proton and helium spectra are gauged by the total reduced chi-square  $\chi_{\text{red}}^2$  (see Table 1).

### 3. Discussion of the results.

This excellent agreement makes us confident that the proton and helium anomaly can actually be explained by existing local sources which have been extracted from SNR and pulsar surveys. The model which we have presented here is quite simple. Refining it is beyond the scope of this paper. Some directions can nevertheless be given in order to improve the solution which we have just sketched. To commence, the best fits are obtained for a rather small value of the magnetic halo thickness  $L$ . This trend can be understood as follows. As already explained, the thinner the magnetic halo, the smaller the number  $N$  of sources which contribute to the total signal and the larger the injection rate  $q$  of individual sources. The contributions  $\Phi_{\text{cat}}$  and



**Fig. 2.** Same as previous figures for models A and B (see Table 1), for two values of the supernovae explosion rate,  $\nu = 0.8$  century<sup>-1</sup> and  $\nu = 1.4$  century<sup>-1</sup>.



**Fig. 3.** Same as before, for the MED propagation parameters (see Table 1).

$\Phi_{\text{loc}}$  from the local region are no longer swamped in the total flux when  $L$  is small. This may be a problem as re-

cent studies (Strong et al. 2010; Bringmann et al. 2012) of the gamma-ray and synchrotron diffuse emissions seem to favour rather large values of  $L$ . A possible improvement of our model would be to distribute the CR sources within spiral arms and to take into account the rotation of the Galaxy. The sources which we have considered here in order to derive the contribution  $\Phi_{\text{ext}}$  to the flux are equally spread along the azimuthal direction. It would be interesting to investigate if  $\Phi_{\text{ext}}$  decreases in a more realistic setup. Notice also that in order to get a significant injection rate  $q$ , we are naturally driven towards a small supernova explosion rate  $\nu$ . The values found for models A and B are close to 1 explosion per century, at the lower edge of the plausible range, although not excluded (Diehl et al. 2006).

The local sources which we have extracted from the catalogs correspond to a larger rate  $\nu$  of 3.3 events per century. Because the Sun lies near two Galactic arms, the average explosion rate in our neighborhood could reasonably be higher than the mean rate of the Galaxy. This is actually supported by our catalog. As shown in Fig. 7 of Bernard et al. (2012), the number of known sources in our vicinity is compatible with a value of  $\nu$  larger than 3 explosions per century for the past  $3 \times 10^4$  years (depending on the radial distribution of the CR sources along the Galactic disk). Taking into account the Galactic spiral arms and their rotation could lead to a larger value of the average explosion rate and alleviate the apparent discrepancy between the average and local values of  $\nu$ . Finally, we have modeled the supernova explosions as point-like events. Cosmic rays are believed to be accelerated in the shocks which follow these explosions and which propagate in the ISM during  $10^5$  years. The injection sites are more spherical shells than points. Depending on the CR energy, Thoudam & Hörandel (2012) quote escape times between 500 and  $10^5$  years after the stellar explosion. The injection takes place from a remnant whose radius varies from 5 to 100 pc. Taking into account the actual structure of CR accelerators could substantially modify the contribution  $\Phi_{\text{cat}}$  to the total signal, allowing larger values of  $L$  to provide acceptable fits to the PAMELA and CREAM data. The simplistic solution to the proton and helium anomaly which we have sketched in this paper is definitely promising in spite of the above mentioned problems and should motivate further investigations.

#### 4. Conclusions.

Taking into account the discreteness of cosmic rays sources in the solar neighbourhood, we found that the proton and helium spectra computed in a diffusion model agree with the PAMELA and CREAM measurements over four decades in energy, for some cosmic ray propagation parameters which are also compatible with B/C measurements. Even if the excess at high energy happened not to be confirmed by further measurements and analysis, the proton and helium spectra could be used to put severe constraints on the parameters describing the diffusion of cosmic rays in our Galaxy. We expect that the study of the anisotropy induced by the discreteness of the sources will also provide very valuable information on the source distribution, as well as on the propagation parameters.

*Acknowledgements.* This work was supported by the Spanish MICINN's Consolider-Ingenio 2010 Programme under grant CPAN

CSD2007-00042. TD also acknowledges the support of the MICINN under grant FPA2009-08958, the Community of Madrid under grant HEPHACOS S2009/ESP-1473, and the European Union under the Marie Curie-ITN program PITN-GA-2009-237920. YYK would like to thank LAPTh at Annecy in France for the warm hospitality he has received during his visits there. His work is partially supported by the Research Professorship (A) of Ewha Womans University during 2010-2011, and by the Basic Science Research Program through the National Research Foundation of Korea (NRF) funded by the Korean Ministry of Education, Science and Technology (Grant No:2009-0090848). WL would like to thank people in LAPTh for their hospitality during over one year and partial financial support from LAPTh. He would like to thank Xuelei Chen, Youjun Lu and Xiaoxia Zhang for helpful discussions. He is grateful to the China Scholarship Council for its financial support (No. 2009491052). PS expresses his gratitude to the Institut universitaire de France (IUF) for academically and financially supporting his research.

#### References

- Adriani, O., Barbarino, G. C., Bazilevskaya, G. A., et al. 2011, *Science* (New York, N.Y.), 332, 69
- Ahn, H. S., Allison, P., Bagliesi, M. G., et al. 2010, *The Astrophysical Journal*, 714, L89
- Ave, M., Boyle, P. J., Höppner, C., Marshall, J., & Müller, D. 2009, *The Astrophysical Journal*, 697, 106
- Bernard, G., Delahaye, T., Salati, P., & Taillet, R. 2012, *A&A*, 544, A92
- Biermann, P. L., Becker, J. K., Dreyer, J., et al. 2010, *The Astrophysical Journal*, 725, 15
- Blasi, P. & Amato, E. 2011, *Journal of Cosmology and Astroparticle Physics*, 2012, 28
- Blasi, P., Amato, E., & Serpico, P. D. 2012, *Physical Review Letters*, 109, 061101
- Bringmann, T., Donato, F., & Lineros, R. A. 2012, *Journal of Cosmology and Astroparticle Physics*, 2012, 049
- Diehl, R., Halloin, H., Kretschmer, K., et al. 2006, *Nature*, 439, 45
- Diehl, R., Halloin, H., Kretschmer, K., et al. 2006, *Nature*, 439, 45
- Donato, F., Fornengo, N., Maurin, D., & Salati, P. 2004, *Phys.Rev.*, D69, 063501
- Erlykin, A. D. & Wolfendale, A. W. 2011, *Astroparticle Physics*, 35, 14
- Green, D. A. 2009, *Bulletin of the Astronomical Society of India*, 37, 45
- Hörandel, J. R., Kalmykov, N. N., & Timokhin, A. V. 2007, *Astroparticle Physics*, 27, 119
- Malkov, M., Diamond, P., & Sagdeev, R. 2012, *Physical Review Letters*, 108
- Manchester, R. N., Hobbs, G. B., Teoh, A., & Hobbs, M. 2005, *Astron.J.*, 129, 1993
- Maurin, D., Donato, F., Taillet, R., & Salati, P. 2001, *The Astrophysical Journal*, 555, 19
- Maurin, D., Putze, A., & Derome, L. 2010, *Astronomy and Astrophysics*, 516, A67
- Nakamura, K. et al. 2010, *J. Phys.*, G37, 075021
- Norbury, J. W. & Townsend, L. W. 2007, *Nucl. Instrum. Meth.*, B254, 187
- Ohira, Y. & Ioka, K. 2011, *The Astrophysical Journal*, 729, L13
- Putze, A., Derome, L., & Maurin, D. 2010, *Astronomy and Astrophysics*, 516, 20
- Stanev, T., Biermann, P. L., & Gaisser, T. K. 1993, *Astronomy and Astrophysics*, 274, 902
- Strong, A. W., Porter, T. A., Digel, S. W., et al. 2010, *The Astrophysical Journal*, 722, 7
- Thoudam, S. & Hörandel, J. R. 2012, *Monthly Notices of the Royal Astronomical Society*, 421, 1209
- Tomassetti, N. 2012, *The Astrophysical Journal*, 752, L13
- Vladimirov, A. E., Jóhannesson, G., Moskalenko, I. V., & Porter, T. A. 2012, *The Astrophysical Journal*, 752, 68
- Yoon, Y. S., Ahn, H. S., Allison, P. S., et al. 2011, *The Astrophysical Journal*, 728, 20
- Yuan, Q., Zhang, B., & Bi, X.-J. 2011, in *Contribution to the 32nd ICRC*, Beijing, #1355, 4
- Zatsepin, V. I. & Sokolskaya, N. V. 2006, *Astronomy and Astrophysics*, 458, 5