

Shape of the Δ baryon in a covariant spectator quark model

G. Ramalho,¹ M. T. Peña,^{1,2} and A. Stadler^{3,4}

¹*CFTP, Instituto Superior Técnico, Universidade Técnica de Lisboa,
Avenida Rovisco Pais, 1049-001 Lisboa, Portugal*

²*Department of Physics, Instituto Superior Técnico,
Universidade Técnica de Lisboa, Av. Rovisco Pais, 1049-001 Lisboa, Portugal*

³*Departamento de Física, Universidade de Évora, 7000-671 Évora, Portugal and*

⁴*Centro de Física Nuclear da Universidade de Lisboa, 1649-003 Lisboa, Portugal*
(Dated: June 20, 2021)

Using a covariant spectator quark model that describes the recent lattice QCD data for the Δ electromagnetic form factors and all available experimental data on $\gamma N \rightarrow \Delta$ transitions, we analyze the charge and magnetic dipole distributions of the Δ baryon and discuss its shape. We conclude that the quadrupole moment of the Δ is a good indicator of the deformation and that the Δ^+ charge distribution has an oblate shape. We also calculate transverse moments and find that they do not lead to unambiguous conclusions about the underlying shape.

I. INTRODUCTION

The determination of the shape of a baryon is an interesting problem that addresses complex technical issues, both from the experimental and theoretical point of view [1, 2]. Recently, for example, there has been particular interest (and controversy) about possible deviations from a spherically symmetric shape of the nucleon. In this work we will address another interesting question, namely whether the Δ baryon has a spherical shape or not, and maybe more importantly, what we mean by that.

Information on a baryon's shape is encoded in its electromagnetic form factors, which can be measured, at least in principle. The electromagnetic form factors describe how a particle interacts with a photon, and the number of independent form factors depends on the particle's spin. A particle with spin-1/2, such as the nucleon, is characterized by only two form factors, namely the electric charge G_{E0} and magnetic dipole G_{M1} , whereas a particle with spin-3/2, such as the Δ , has altogether four form factors, namely, in addition to G_{E0} and G_{M1} , also electric quadrupole G_{E2} and magnetic octupole G_{M3} form factors.

Higher-order form factors and moments can provide a measure of the deformation of an extended particle. For instance, nonvanishing values of the electric quadrupole moment and of the magnetic octupole moment, which are proportional to $G_{E2}(0)$ and $G_{M3}(0)$, respectively, indicate a deviation of the charge and magnetic dipole distributions from the spherically symmetric form [3].

At this point, it is important to distinguish between “spectroscopic” and “intrinsic” moments, the former being the observable values of the corresponding electromagnetic form factor at zero momentum transfer, whereas the latter refer to quantities calculated from charge or magnetic density distributions, which are not

directly observable [1, 2]. For instance, nucleons or spin-1/2 nuclei do not possess an electric quadrupole or magnetic octupole moment, and therefore they cannot be deformed if finite higher spectroscopic moments are used as criteria for deformation. On the other hand, their intrinsic density distribution may not be spherically symmetric, giving rise to nonvanishing intrinsic higher moments [1, 2, 4].

The situation is somewhat simpler in the case of the Δ , the lightest baryon with spin-3/2 and first candidate for a nonvanishing electric quadrupole moment, because its intrinsic and spectroscopic quadrupole moments differ only by a constant factor [1, 5]. Thus, there is a strong motivation to estimate the Δ electric quadrupole moment. Previous studies on the deformation of the Δ can be found in Refs. [2, 5–15].

It is only in the nonrelativistic limit that the spatial distributions of the charge and magnetic densities are related to the electromagnetic form factors through a Fourier transform, such that information about the shape of the density distributions can be accessed through form factor data: in the Breit frame, the charge distribution is the Fourier transform of G_{E0} , and the magnetic dipole density is the Fourier transform of G_{M1} [16, 17].

However, this interpretation has its limitations. In a relativistic description, the spatial distribution of charge or magnetic densities depends on the reference frame. When an absorbed photon imparts only a small momentum to the baryon, this frame dependence can be ignored, but in the general relativistic case there is no direct relation between form factors and coordinate-space densities. It was to address this difficulty that alternative concepts to measure deformation were proposed, such as transverse densities and moments [5, 18–21] and spin-dependent density distributions [22].

Transverse density distributions were introduced recently within the context of a light-front description of

the electromagnetic current. In this formulation, the charge and magnetic density distribution of a particle is described as seen from a light-front moving towards the particle. The longitudinal direction is effectively eliminated by projecting the density onto the transverse plane, which is not subject to Lorentz contraction.

For spin polarizations in the transverse plane, radially asymmetric transverse density distributions can be obtained, which may then be analyzed in terms of multipoles. However, it is not clear how exactly they are connected to the intrinsic deformation of the particle's density distribution in its rest frame. For instance, just as in a number of previous model calculations, a recent lattice QCD study found a negative value of the electric quadrupole moment of the Δ^+ baryon in the state with spin projection 3/2, implying an oblate intrinsic deformation relative to the spin direction, whereas the corresponding transverse charge density field pattern shows a prolate shape [5].

It has been suggested that information about deformation should be deduced by comparing the transverse moments to the so-called “natural” moments of structureless, elementary particles. In this formulation, a particle is *defined* as elementary if its light-cone helicity is nontrivially conserved at tree level. The argument given to support this assumption is that in a composite particle the elementary constituents can jump between orbital states and thereby change the particle's total helicity, whereas this is not possible if the particle has no constituents [18].

For such a structureless particle with spin 3/2 and charge e_Δ (specified in units of the proton charge), the natural moments—labeled here with the superscript (*nat*)—are [18]

$$G_{E2}^{(nat)}(0) = -3e_\Delta, \quad G_{M3}^{(nat)}(0) = -e_\Delta, \quad (1.1)$$

besides

$$G_{E0}^{(nat)}(0) = e_\Delta, \quad G_{M1}^{(nat)}(0) = 3e_\Delta. \quad (1.2)$$

In the example of the Δ^+ with spin projection 3/2, a negative sign of $G_{E2}(0)$ is consistent with a prolate transverse charge density distribution if $G_{E2}(0) > G_{E2}^{(nat)}(0)$. In general, the transverse electric quadrupole moment is only a function of the anomalous electromagnetic moments [18], and a nonzero value indicates a deviation from a pointlike structure when viewed from the light-front.

The question remains what the transverse moments can tell us about the intrinsic density deformation in the rest frame. In the following we present the intrinsic three-dimensional rest-frame densities obtained in covariant model calculations of the Δ baryon, and we will return to this question when we discuss our results.

In this work we used relativistic quark-diquark model wave functions of the Δ baryon that were constructed within the covariant spectator theory [23] to calculate charge and magnetic density distributions, both in momentum and coordinate space. Thus we have direct

information about their shape. In particular, we compared two models, one which includes only S -waves and is therefore spherically symmetric, and another that includes D -wave components that induce a small deformation. We determined then how this shape information manifests itself in the higher moments, as well as in the corresponding transverse moments. We want to emphasize that our moments are not calculated at tree level and contain anomalous contributions. Therefore they do not reduce to the natural values of Eqs. (1.1) and Eqs. (1.2).

With a spherically symmetric spatial wave function, where the quark and diquark are in a relative S -wave [24], we obtained

$$G_{E2}(0) = 0, \quad G_{M3}(0) = 0. \quad (1.3)$$

This result does not depend on any specific model parameters, but holds in general as long as only S -waves are present.

Once higher orbital angular momentum components are included in the quark-diquark wave function, non-vanishing values of $G_{E2}(0)$ and $G_{M3}(0)$ are generated [25, 26]. This indicates that it is possible to relate deviations from spherical symmetry in the charge (dipole moment) distribution to the value of the electric quadrupole (magnetic octupole) moment, similar to what was found in the nonrelativistic limit. The calculated values of the transverse quadrupole and octupole moments on the other hand do not seem to give any clear indication on the deformation of the density distributions.

This paper is organized as follows: The covariant spectator quark model is introduced in Sec. II. In Sec. III, we relate the electromagnetic form factors with the experimentally accessible polarized helicity amplitudes. In Sec. IV we discuss the deformation of the Δ as determined from transverse densities, and in Sec. V we present the results obtained from the usual three-dimensional densities. In Sec. VI we draw our conclusions.

II. SPECTATOR QUARK MODEL

We apply a quark model obtained in the covariant spectator formalism [4, 23, 27–36], and parameterized to describe the Δ baryon, as discussed in detail in Refs. [25, 26, 37–40]. The Δ wave function is a mixture of an S state ($L = 0$) and two D states ($L = 2$, coupled to core spin 1/2 and 3/2) for the quark-diquark system [38, 39], of the general form

$$\Psi_\Delta = N [\Psi_S + a\Psi_{D3} + b\Psi_{D1}]. \quad (2.1)$$

In this equation, a is the admixture coefficient of the $D3$ state (quark core with spin-3/2) and b the admixture coefficient of the $D1$ state (quark core with spin-1/2). The momentum and spin indices are suppressed for simplicity. The S - and D -state wave function components are written in terms of spin, orbital angular momentum, and isospin operators, multiplied by scalar functions, ψ_S ,

ψ_{D3} , and ψ_{D1} . In our covariant spectator model, the diquark four-momentum is on-mass-shell, and therefore these scalar functions depend only on the square of the quark four-momentum, $(P - k)^2$, where P and k denote the Δ and the diquark four-momentum, respectively.

Assuming each of the Δ wave function components in (2.1) to be normalized to 1, the overall normalization constant becomes $N = 1/\sqrt{1 + a^2 + b^2}$. This specific form of the wave function was introduced in Refs. [38, 39] and two different parameterizations were studied in Refs. [25, 26]. Here we will use the model of Ref. [39], because it gives a more consistent description of the valence quark contribution of the Δ to the $\gamma N \rightarrow \Delta$ reaction, both in the physical region and in the regimes accessible in lattice QCD calculations with heavy pions. In this model, the two D -state probabilities are both about 0.89% ($a = 0.08556$ and $b = 0.08572$). For more details on the model we refer to Refs. [26, 39].

The internal structure of the constituent quarks is described in terms of quark electromagnetic form factors, parametrized through a vector meson dominance mechanism and included in an effective quark current j_q^μ [4, 34, 39, 40]. Employing the wave function (2.1) and the quark current j_q^μ , in the covariant spectator formalism we write the electromagnetic current [4, 24, 37] as

$$\begin{aligned} J^\mu &= 3 \sum_{\lambda_s} \int_k \bar{\Psi}_\Delta(P_+, k; s') j_q^\mu \Psi_\Delta(P_-, k; s) \\ &= -\bar{u}_\alpha(P_+, s') \left\{ \left[F_1^*(Q^2) g^{\alpha\beta} + F_3^*(Q^2) \frac{q^\alpha q^\beta}{4M_\Delta^2} \right] \gamma^\mu \right. \\ &\quad \left. + \left[F_2^*(Q^2) g^{\alpha\beta} + F_4^*(Q^2) \frac{q^\alpha q^\beta}{4M_\Delta^2} \right] \frac{i\sigma^{\mu\nu} q_\nu}{2M_\Delta} \right\} u_\beta(P_-, s), \end{aligned} \quad (2.2)$$

where P_+ (P_-) represents the final (initial) four-momentum, $q = P_+ - P_-$ is the transferred momentum, $Q^2 = -q^2$, M_Δ is the mass of the Δ , and λ_s the diquark polarizations. For the covariant integration over the on-mass-shell diquark momentum k we use the abbreviation

$$\int_k \equiv \int \frac{d^3k}{(2\pi)^3 2E_s}, \quad (2.3)$$

with $E_s = \sqrt{m_s^2 + \mathbf{k}^2}$, where m_s is a model parameter that corresponds to a mean value of the spectator diquark mass [4, 31]. The asymptotic states u_α are the Rarita-Schwinger vector states [41]. Throughout this paper we follow the convention used in our previous work that the diquark polarization indices, λ_s , on the wave functions are suppressed.

The multipole Δ form factors can be written as linear combinations of F_i^* , $i = 1, \dots, 4$ [24, 26, 42, 43]. For $Q^2 = 0$, to first order in the admixture coefficients a and b , one finds [26]

$$\begin{aligned} G_{E0}(0) &= N^2 e_\Delta \\ G_{M1}(0) &= N^2 (e_\Delta + \kappa_\Delta) \\ G_{E2}(0) &= 3(aN^2) e_\Delta \mathcal{I}'_{D3} \\ G_{M3}(0) &= (e_\Delta + \kappa_\Delta) N^2 [a \mathcal{I}'_{D3} + 2b \mathcal{I}'_{D1}], \end{aligned} \quad (2.4)$$

where

$$\begin{aligned} e_\Delta &= \frac{1}{2}(1 + \bar{T}_3), & \kappa_\Delta &= \frac{1}{2}(\kappa_+ + \kappa_- \bar{T}_3) \frac{M_\Delta}{M_N}, \\ \kappa_+ &= 2\kappa_u - \kappa_d, & \kappa_- &= \frac{2}{3}\kappa_u + \frac{1}{3}\kappa_d, \end{aligned} \quad (2.5)$$

with $\bar{T}_3 = \text{diag}(3, 1, -1, -3)$, and M_N is the nucleon mass. The factors \mathcal{I}'_{D1} and \mathcal{I}'_{D3} are defined in terms of the overlap integrals between the initial S -state and the final D -state, as

$$\begin{aligned} \mathcal{I}'_{D3} &= \lim_{\tau \rightarrow 0} \frac{1}{\tau} \int_k b(k, q, P_+) \psi_{D3}(P_+, k) \psi_S(P_-, k) \\ \mathcal{I}'_{D1} &= \lim_{\tau \rightarrow 0} \frac{1}{\tau} \int_k b(k, q, P_+) \psi_{D1}(P_+, k) \psi_S(P_-, k), \end{aligned}$$

with $\tau = \frac{Q^2}{4M_\Delta^2}$. The function $b(k, q, P_+)$, whose detailed form is given in Ref. [38], reduces to $\mathbf{k}^2 Y_{20}(\hat{\mathbf{k}})$ in the limit $Q^2 \rightarrow 0$, where $Y_{20}(z)$ is the familiar spherical harmonic.

The model described above was applied in Ref. [26] to calculate the Δ electromagnetic form factors, and its results were compared successfully to the recent lattice QCD simulations of Refs. [5, 44]. Although the model is still incomplete because important degrees of freedom, such as meson (pion in particular) cloud effects, are not included, it agrees well with the lattice QCD data for G_{E0} and G_{M1} [5, 44] and is also consistent with the unquenched G_{E2} data [5]. This success can be due to an effective suppression of pion cloud effects in the $\gamma\Delta \rightarrow \Delta$ reaction¹, in contrast to the $\gamma N \rightarrow \Delta$ transition where the opening of the πN channel is crucial [37–39]. It is also possible that effective pion cloud effects are already included adequately through the vector meson dominance mechanism which models the effective quark current j_q^μ .

III. FORM FACTORS AND HELICITY AMPLITUDES

The electromagnetic form factors of a baryon are invariant functions of Q^2 . They are independent of the reference frame and of the initial or final polarization of the baryon. Note that these functions are not directly measured in an experiment. What can be measured are cross sections in a particular frame, from which helicity transition amplitudes between two different or equal polarization states of the baryon can be deduced.

In a process like $\gamma\Delta \rightarrow \Delta$, there are only 3 independent components of the current, as a consequence of current conservation. These components can be chosen to be

¹ A similar effect can be seen in the nucleon form factors. In some models, the pion cloud contributions are around 10% [29, 30]. Even in models where pion cloud contributions to the nucleon magnetic moments are significant ($\approx 40\%$) [28], the difference between the results with the pion cloud and the results when the pion cloud effect is removed differ by only about 5% [28, 29].

J^0 , J^x and J^y , or, alternatively, J^0 , J^+ and J^- , with $J^\pm \equiv \mp \frac{1}{\sqrt{2}}(J^x \pm iJ^y)$. Note that J^\pm is associated with the photon polarizations $\lambda = \pm$ that involve a change of the baryon polarization (± 1), and J^0 with $\lambda = 0$ where the baryon polarization is conserved.

The transition amplitude for spin projections s and s' is

$$J^\lambda(s', s) = -\bar{u}_\alpha(P_+, s') [\mathcal{O}^{\alpha\beta\mu}(\epsilon_\mu)^\lambda] u_\beta(P_-, s), \quad (3.1)$$

where the operator $\mathcal{O}^{\alpha\beta\mu}$ is implicitly defined through Eq. (2.2), and $(\epsilon_\mu)^\lambda$ are the photon polarization vectors, with $(\epsilon_\mu)^0 = (1, 0, 0, 0)$ and $(\epsilon_\mu)^\pm = \pm \frac{1}{\sqrt{2}}(0, 1, \pm i, 0)$.

We will work in the Breit frame, where the photon four-momentum is $q = (0, 0, 0, Q)$, with $Q = \sqrt{Q^2}$, the photon three-momentum \mathbf{q} points along the positive z -direction, and the initial and final total momenta are $P_\pm = (M_\Delta \sqrt{1 + \tau}, 0, 0, \pm \frac{1}{2}Q)$.

The spin nonflip components of the current ($s' = s$) are [5]²

$$J^0(s, s) = G_{E0}(Q^2) - \frac{2}{3}f_s(s)\tau G_{E2}(Q^2), \quad (3.2)$$

for $s = \pm \frac{1}{2}, \pm \frac{3}{2}$, with $f_s(\pm \frac{3}{2}) \equiv 1$ and $f_s(\pm \frac{1}{2}) \equiv -1$.

One can combine the two independent amplitudes as a symmetric combination of matrix elements

$$J_S^0 = \frac{1}{2} [J^0(+\frac{3}{2}, +\frac{3}{2}) + J^0(+\frac{1}{2}, +\frac{1}{2})] = G_{E0}(Q^2), \quad (3.3)$$

and an asymmetric combination

$$J_A^0 = \frac{1}{2} [J^0(+\frac{3}{2}, +\frac{3}{2}) - J^0(+\frac{1}{2}, +\frac{1}{2})] = -\frac{2}{3}\tau G_{E2}(Q^2). \quad (3.4)$$

In the limit $Q^2 \rightarrow 0$, the first equation yields $G_{E0}(0)$, whereas $G_{E2}(0)$ cannot be obtained directly from the amplitudes at $Q^2 = 0$ because τ goes to zero.

Similarly, the magnetic form factors are obtained from the spin-flip current matrix elements $J^\pm(s', s)$. Again, there are only two independent amplitudes related with G_{M1} and G_{M3} for $Q^2 \neq 0$ (see Refs. [5] for details).

In a nonrelativistic formalism, the baryon's shape, and in particular any possible deformation—deviation from a spherically symmetric form—would depend on the spin projection along the z -axis. One can then define an electric charge distribution, $\rho_E(\mathbf{r}, s)$, associated with each spin projection ($\pm \frac{3}{2}$ or $\pm \frac{1}{2}$) and define an intrinsic electric quadrupole momentum [1] as

$$Q_\Delta(s) = \int d^3\mathbf{r} \rho_E(\mathbf{r}, s) \mathbf{r}^2 Y_{20}(\hat{\mathbf{r}}). \quad (3.5)$$

When $Q_\Delta(s) \neq 0$, its sign indicates whether the system is oblate ($Q_\Delta(s) < 0$) or prolate ($Q_\Delta(s) > 0$) if $e_\Delta > 0$ (the

opposite shape if $e_\Delta < 0$). Note in particular that the shapes for $s = +\frac{3}{2}$ and for $s = +\frac{1}{2}$ can be different (see for instance Ref. [10]). Whenever the quadrupole magnetic moment is referred to without explicitly mentioning the polarization state, the maximum projection is assumed [1].

IV. TRANSVERSE DENSITY DEFORMATION

The interpretation of electromagnetic form factors as Fourier transforms of charge and magnetic distribution densities is valid only in the nonrelativistic limit. If the absorbed photon imparts a significant momentum transfer to the struck system, the boost of the final state wave function relative to the one of the initial state can no longer be neglected, which spoils this simple interpretation. In order to still be able to extract information about distribution densities from the measured form factors, the concept of a transverse density distribution was introduced [19–21].

By going to an infinite momentum frame, the dependence on the longitudinal component of the momentum is eliminated, and the deformation is defined in terms of densities in the space of the two transverse impact parameters, b_x and b_y . Taking the transverse spin projection ($s_\perp = \pm \frac{1}{2}, \pm \frac{3}{2}$) oriented in the x direction, the transverse electric quadrupole moment $\mathcal{Q}_\Delta^\perp(s_\perp)$ is [5]

$$\mathcal{Q}_\Delta^\perp(s_\perp = +\frac{3}{2}) = \frac{1}{2} \left\{ 2[G_{M1}(0) - 3e_\Delta] + [G_{E2}(0) + 3e_\Delta] \right\} \left(\frac{e}{M_\Delta^2} \right). \quad (4.1)$$

For $s_\perp = +\frac{1}{2}$ one obtains $\mathcal{Q}_\Delta^\perp(+\frac{1}{2}) = -\mathcal{Q}_\Delta^\perp(+\frac{3}{2})$.

In the previous equation, $[G_{M1}(0) - 3e_\Delta]$ is interpreted as the electric quadrupole moment induced by the magnetic moment in the light-front frame, and $[G_{E2}(0) + 3e_\Delta]$ as the polarization effect due to the internal structure, also seen in that frame [5]. Using the natural values for $G_{E2}(0)$ and $G_{M1}(0)$, Eqs. (1.1)–(1.2), from Eq. (4.1) we conclude that $\mathcal{Q}_\Delta^\perp(+\frac{3}{2}) = 0$ for a structureless particle with spin 3/2 seen from the light-front.

Similarly, the transverse magnetic octupole moment becomes [5]

$$\mathcal{O}_\Delta^\perp(s_\perp = +\frac{3}{2}) = \frac{3}{2} \left\{ -G_{M1}(0) - G_{E2}(0) + G_{M3}(0) + e_\Delta \right\} \left(\frac{e}{2M_\Delta^3} \right). \quad (4.2)$$

For $s_\perp = +\frac{1}{2}$, one has $\mathcal{O}_\Delta^\perp(+\frac{1}{2}) = -3\mathcal{O}_\Delta^\perp(+\frac{3}{2})$. A spin-3/2 particle without structure in the light-front has a vanishing transverse magnetic octupole moment.

The authors of Refs. [5] suggest that the electric quadrupole and magnetic octupole moments of the Δ should be compared with their *natural* values, given in Eqs. (1.1)–(1.2), and that deformation should be defined

² In Refs. [5] the normalization is $\bar{u}_\alpha(P, s)u^\alpha(P, s) = -2M_\Delta$ for $P = (M_\Delta, \mathbf{0})$. Here we use $\bar{u}_\alpha(P, s)u^\alpha(P, s) = -1$.

	$\mathcal{Q}_\Delta^\perp(+\frac{3}{2})$	$\mathcal{O}_\Delta^\perp(+\frac{3}{2})$
Lattice QCD:		
Quenched [5]	0.83±0.21	
Wilson [5]	0.46±0.35	
Hybrid [5]	0.74±0.68	
Spectator quark models:		
Spectator-S [24]	0.29	-3.44
Spectator-SD [26]	0.92	-3.38

TABLE I: Transverse electric quadrupole moment $\mathcal{Q}_\Delta^\perp(+\frac{3}{2})$ in units of $\frac{e}{M_\Delta^2}$, and transverse magnetic octupole moment $\mathcal{O}_\Delta^\perp(+\frac{3}{2})$ in units of $\frac{e}{2M_\Delta^3}$, for the Δ^+ .

in terms of a positive or negative deviation from those reference values. Equations (4.1)–(4.2) depend indeed on these differences, but what they describe is not the full deformation in three-dimensional coordinate space. Instead, because the transverse density is defined in the two-dimensional (b_x, b_y) plane, they measure an asymmetry of the density between the spin direction (along the x -axis) and the perpendicular direction (along the y -axis) in the xy -plane.

To see how much information about the deformation of the Δ is contained in these higher transverse moments, we have calculated them for two covariant spectator quark-diquark models with significantly different shapes. The first, model II of Ref. [37], includes only S -states in the quark-diquark wave function, which is therefore spherically symmetric. We call it here model “Spectator-S”. The second model, presented in Ref. [39], is deformed, because apart from S -states it includes also D -states. We refer to it here as model “Spectator-SD”.

The spherical model Spectator-S yields [24] for the Δ^+

$$G_{E0}(0) = 1, \quad G_{M1}(0) = 3.29, \quad (4.3)$$

and the quadrupole and octupole moments vanish. For model Spectator-SD one obtains [26]

$$\begin{aligned} G_{E0}(0) &\simeq 1, & G_{M1}(0) &= 3.27 \\ G_{E2}(0) &= -1.70, & G_{M3}(0) &= -1.72. \end{aligned} \quad (4.4)$$

From these values we can calculate the transverse electric quadrupole and the magnetic octupole moments. The results are presented in Table I, together with lattice QCD data obtained by the MIT-Nicosia group [5] with three different methods, for pion masses in the range $m_\pi = 350 - 410$ MeV. The positive sign of $\mathcal{Q}_\Delta^\perp(+\frac{3}{2})$ for all lattice calculations suggests a transverse distribution elongated in the spin direction. The same transverse deformation is produced by model Spectator-SD. However, the transverse quadrupole moment for the pure S -wave model Spectator-S is not zero as one might expect. Instead, it also predicts a deformation in the spin direction although not so strong as in the previous case. Thus,

whereas zero or nonzero values of electric quadrupole and magnetic octupole moments distinguish clearly between spherical and deformed Δ states, the corresponding transverse moments do not provide the same information. This is a quantitative illustration that the transverse moments are not an unambiguous measure of deformation.

As for the transverse octupole moment, our result, $\mathcal{O}_\Delta^\perp(+\frac{3}{2}) < 0$, suggests a deformation perpendicular to the spin axis. This is true for both Spectator quark models, with and without D -states. The numerical values are very close, which means that \mathcal{O}_Δ^\perp does not discriminate much between models with spherical or deformed wave functions.

At the moment, no lattice calculations of \mathcal{O}_Δ^\perp are available. But we can use the form factor data of the Adelaide group [44] at $Q^2 = 0.23$ GeV² in Eq. (4.2), replacing e_Δ by $G_{E0}(Q^2)$, for a rough estimate. We obtain $\mathcal{O}_\Delta^\perp(+\frac{3}{2}) = (-23.8 \pm 22.3) \frac{e}{2M_\Delta^3}$, which is consistent with our result—although with large statistical uncertainty—and also suggests a deformation perpendicular to the spin direction. For a more rigorous comparison with our predictions we have to wait for future lattice calculations.

V. DEFORMATION IN SPECTATOR QUARK MODELS

In this section, we calculate the Δ charge densities from wave functions obtained in a covariant spectator quark model, and we illustrate to what extent the distortion caused by the D -wave contributions manifests itself both in the momentum-space and coordinate-space densities. There is no need to make use of electromagnetic form factors to characterize deformation in this case, because the densities are calculated directly from the wave functions. Thereby we sidestep the usual problems in relating densities and form factors, namely that the latter involve wave functions in different reference frames. The former is the Fourier transform of the latter only in the nonrelativistic limit, whereas we are interested in the general, relativistic case.

Because the covariant spectator theory is more naturally formulated in momentum space, in the following we start our discussion of Δ charge densities in the momentum-space representation where the wave functions were developed [4, 38]. Then we perform a Fourier transform of the wave function and discuss the densities in coordinate space.

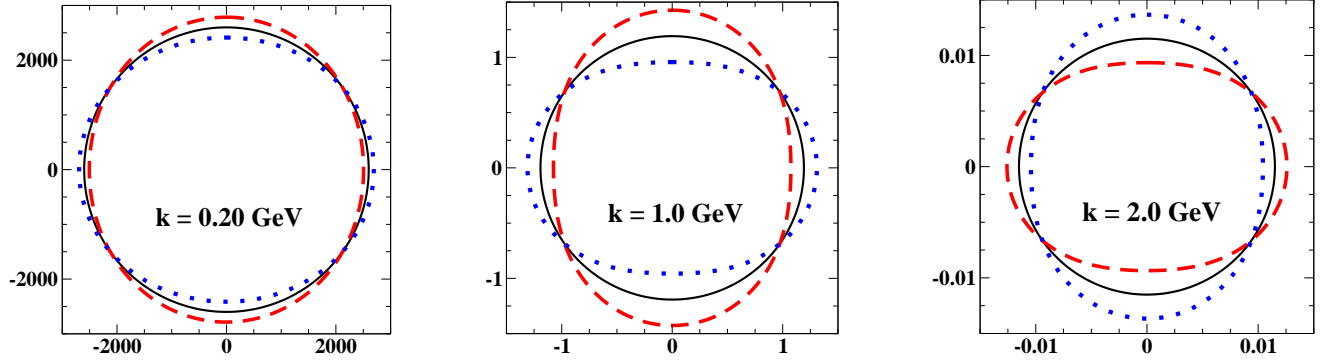


FIG. 1: Polar plots of $\rho_{\Delta}(\mathbf{k}, s)$ for three fixed values of $k = |\mathbf{k}|$. In each case, the solid line represents $\rho_{\Delta}^S(\mathbf{k})$, the dashed line $\rho_{\Delta}(\mathbf{k}, +\frac{3}{2})$, and the dotted line $\rho_{\Delta}(\mathbf{k}, +\frac{1}{2})$. The scale for $\rho_{\Delta}(\mathbf{k}, s)$ along the k_x and k_z axes is in units of GeV^{-2} .

A. Momentum space

The components of the Δ wave function of Eq. (2.1) can be written [38] as

$$\Psi_S(P, k; s) = -\psi_S(P, k)(\varepsilon_P^*)^\alpha u_\alpha(P, s), \quad (5.1)$$

$$\Psi_{D3}(P, k; s) = \psi_{D3}(P, k)\Phi_{D3}(P, k; s), \quad (5.2)$$

$$\Psi_{D1}(P, k; s) = \psi_{D1}(P, k)\Phi_{D1}(P, k; s), \quad (5.3)$$

where the isospin state, which is a common factor in all wave functions, is omitted, and we use the notation

$$\Phi_{D(2S)}(P, k; s) = -3(\varepsilon_P^*)^\alpha (\mathcal{P}_S)_{\alpha\beta} \mathcal{D}^{\beta\sigma} u_\sigma(P, s), \quad (5.4)$$

where $S = \frac{1}{2}, \frac{3}{2}$ is the core spin and P the four-momentum of the Δ . In Eqs. (5.1) and (5.4), ε_P^* is the diquark polarization vector in the fixed-axis representation [27]. In the last equation, \mathcal{P}_S is a projector onto the state $S = \frac{1}{2}$ or $S = \frac{3}{2}$, and \mathcal{D} is the spectator D -state operator. More details can be found in Ref. [38].

The scalar functions ψ_S , ψ_{D3} , and ψ_{D1} regulate the momentum distribution of the quark-diquark system. Because both the Δ baryon and its diquark constituent are on-mass-shell, these functions depend only on $(P - k)^2$. It is convenient to express them in terms of the dimensionless variable

$$\chi = \frac{(M_{\Delta} - m_s)^2 - (P - k)^2}{M_{\Delta} m_s}, \quad (5.5)$$

where m_s is the diquark mass. Following Ref. [39], we use the parametrizations

$$\psi_S(P, k) = \frac{N_S}{m_s(\alpha_1 + \chi)^3} \quad (5.6)$$

$$\psi_{D3}(P, k) = \frac{N_{D3}}{m_s^3(\alpha_2 + \chi)^4} \quad (5.7)$$

$$\psi_{D1}(P, k) = \frac{N_{D1}}{m_s^3} \left\{ \frac{1}{(\alpha_3 + \chi)^4} - \frac{\lambda_{D1}}{(\alpha_4 + \chi)^4} \right\} \quad (5.8)$$

The momentum range parameters α_i ($i = 1, \dots, 4$), given in units of m_s , determine the long- and short-range dependence of the wave functions in coordinate

space. The normalization constants N_S , N_{D3} , and N_{D1} are determined by the conditions $\int_k |\psi_S(\bar{P}, k)|^2 = 1$, $\int_k \mathbf{k}^4 |\psi_{D3}(\bar{P}, k)|^2 = 1$, and $\int_k \mathbf{k}^4 |\psi_{D1}(\bar{P}, k)|^2 = 1$, where $\bar{P} = (M_{\Delta}, \mathbf{0})$ is the total four-momentum of the Δ baryon in its rest frame. The coefficient λ_{D1} is determined through the orthogonality between the Δ and nucleon states [4, 38, 39].

In this work, we use the model of Ref. [39], with the parameters $\alpha_1 = 0.33660$, $\alpha_2 = 0.35054$, $\alpha_3 = 0.33773$, and $\alpha_4 = 0.34217$. One obtains $\lambda_{D1} = 1.031898$, and the D -state admixture coefficients are $a = 0.08556$ and $b = 0.08572$.

Similarly to the case of the nucleon in Ref. [4], the momentum-space charge density of the Δ in its rest frame is defined as

$$\rho_{\Delta}(\mathbf{k}, s) = \sum_{\lambda_s} \Psi_{\Delta}^{\dagger}(\bar{P}, k; s) j_q \Psi_{\Delta}(\bar{P}, k; s), \quad (5.9)$$

where $s = \pm\frac{1}{2}, \pm\frac{3}{2}$ is the spin projection of the Δ state, and $j_q = 3j_1 = \frac{1}{2} + \frac{3}{2}\tau_3$ the charge operator [4, 37]. Remember that implicitly the wave function $\Psi_{\Delta}(\bar{P}, k; s)$ depends also on the diquark polarization λ_s .

Substituting (2.1) into (5.9) one gets

$$\begin{aligned} \rho_{\Delta}(\mathbf{k}, s) &= N^2 \rho_{\Delta, S}(\mathbf{k}, s) \\ &\quad + a^2 N^2 \rho_{\Delta, D3}(\mathbf{k}, s) + b^2 N^2 \rho_{\Delta, D1}(\mathbf{k}, s) \\ &\quad + 2aN^2 \rho_{\Delta, SD3}(\mathbf{k}, s), \end{aligned} \quad (5.10)$$

where

$$\rho_{\Delta, X}(\mathbf{k}, s) = \sum_{\lambda_s} \Psi_X^{\dagger}(\bar{P}, k; s) j_q \Psi_X(\bar{P}, k; s), \quad (5.11)$$

for $X = S, D3, D1$, and

$$\rho_{\Delta, SD3}(\mathbf{k}, s) = \sum_{\lambda_s} \Psi_{D3}^{\dagger}(\bar{P}, k; s) j_q \Psi_S(\bar{P}, k; s). \quad (5.12)$$

The S and $D3$ states can either be in the initial or final state, hence the factor of 2 in the last term of Eq. (5.10).

After performing the spin and isospin algebra, it is helpful to isolate the spherically symmetric contribution

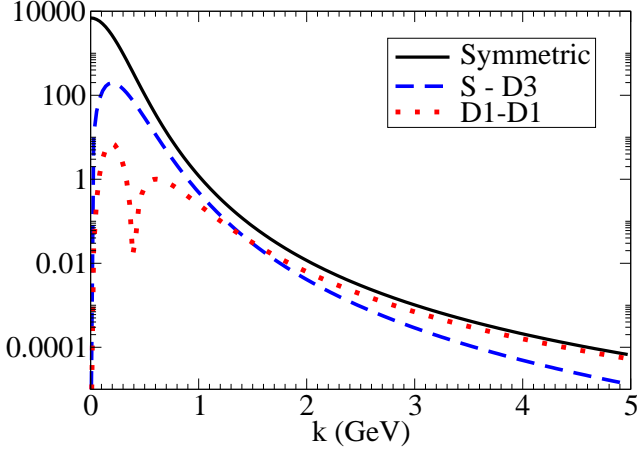


FIG. 2: Comparison of the three contributions to the total momentum-space density $\rho_\Delta(\mathbf{k}, s)$ in Eq. (5.13) in units of GeV^{-2} . The solid line represents the symmetric contribution, $\rho_\Delta^S(\mathbf{k})$, the dashed and dotted lines show the coefficients of $\hat{Y}_{20}(z)$ proportional to $\psi_S(\bar{P}, k)\psi_{D3}(\bar{P}, k)$ and $|\psi_{D1}(\bar{P}, k)|^2$, respectively. In all cases, the common factor $e_\Delta = 1$, and only the absolute values are plotted.

ρ_Δ^S from the angle-dependent terms in the total density, and one obtains

$$\begin{aligned} \rho_\Delta(\mathbf{k}, s) &= \rho_\Delta^S(\mathbf{k}) \\ &+ 2e_\Delta a N^2 f_s(s) \mathbf{k}^2 [\psi_S(\bar{P}, k)\psi_{D3}(\bar{P}, k)] \hat{Y}_{20}(z) \\ &- e_\Delta b^2 N^2 f_s(s) \mathbf{k}^4 |\psi_{D1}(\bar{P}, k)|^2 \hat{Y}_{20}(z), \end{aligned} \quad (5.13)$$

where $z = \cos\theta$, the function $\hat{Y}_{20}(z) = \frac{1}{2}(3z^2 - 1)$ is proportional to the spherical harmonic Y_{20} , and

$$\begin{aligned} \rho_\Delta^S(\mathbf{k}) &= e_\Delta N^2 \times \\ &[|\psi_S(\bar{P}, k)|^2 + a^2 \mathbf{k}^4 |\psi_{D3}(\bar{P}, k)|^2 + b^2 \mathbf{k}^4 |\psi_{D1}(\bar{P}, k)|^2]. \end{aligned} \quad (5.14)$$

In the rest frame, ψ_X depends only on \mathbf{k}^2 . The second term in (5.13) is the overlap between the S and the $D3$ state. It does not vanish because the states have the same core spin-3/2. The $D1$ state on the other hand is always orthogonal to S and $D3$ because its definition includes a spin-1/2 projector. The last term comes from the overlap between the initial and final $D1$ states. The two last terms of Eq. (5.13) vanish when the angular integration is performed.

The radially symmetric part of the density can also be written as

$$\rho_\Delta^S(\mathbf{k}) = \frac{1}{2} [\rho_\Delta(\mathbf{k}, +\frac{3}{2}) + \rho_\Delta(\mathbf{k}, +\frac{1}{2})], \quad (5.15)$$

and the angle-dependent asymmetric component as

$$\begin{aligned} \rho_\Delta^A(\mathbf{k}) &= \frac{1}{2} [\rho_\Delta(\mathbf{k}, +\frac{3}{2}) - \rho_\Delta(\mathbf{k}, +\frac{1}{2})] \\ &= 2ae_\Delta N^2 \mathbf{k}^2 [\psi_S(\bar{P}, k)\psi_{D3}(\bar{P}, k)] \hat{Y}_{20}(z) \\ &- b^2 e_\Delta N^2 \mathbf{k}^4 |\psi_{D1}(\bar{P}, k)|^2 \hat{Y}_{20}(z). \end{aligned} \quad (5.16)$$

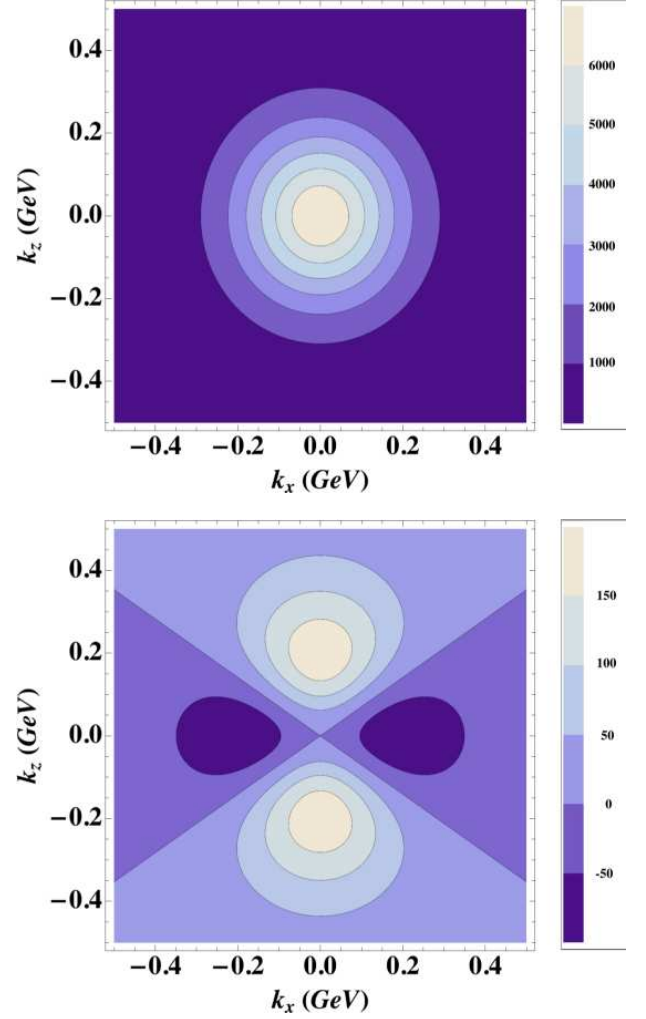


FIG. 3: Contour plots of momentum-space charge densities of the Δ in the k_x - k_z plane, in units of GeV^{-2} . The top panel shows the total density $\rho_\Delta(\mathbf{k}, +\frac{3}{2})$. The bottom panel isolates the angle-dependent part $\rho_\Delta^A(\mathbf{k})$ induced by the D -states. Note the difference of the density scales in the two panels.

Using (5.14) and (5.16) we can rewrite $\rho_\Delta(\mathbf{k}, s)$ as

$$\rho_\Delta(\mathbf{k}, s) = \rho_\Delta^S(\mathbf{k}) + f_s(s) \rho_\Delta^A(\mathbf{k}). \quad (5.17)$$

From this equation and from $f_s(\pm\frac{1}{2}) = -f_s(\pm\frac{3}{2})$ it is clear that the deformation density for $s = +\frac{1}{2}$ has always the opposite sign of the one for $s = +\frac{3}{2}$.

For small D -state admixture coefficients a and b , the S to $D3$ transition term dominates the asymmetry. This is consistent with a calculation of the form factors in first order in a and b where the $D3$ state is responsible for a nonzero electric quadrupole form factor [25, 26].

The factors $\psi_S\psi_{D3}$ and ψ_{D1}^2 in Eq. (5.13) are always greater than or equal to zero, and therefore the $D3$ - and $D1$ -state contributions to the deformation enter with opposite signs. The overall factor multiplying $\hat{Y}_{20}(z)$ can have either sign, depending on the specific parametrization of the wave functions and on the spin projection s .

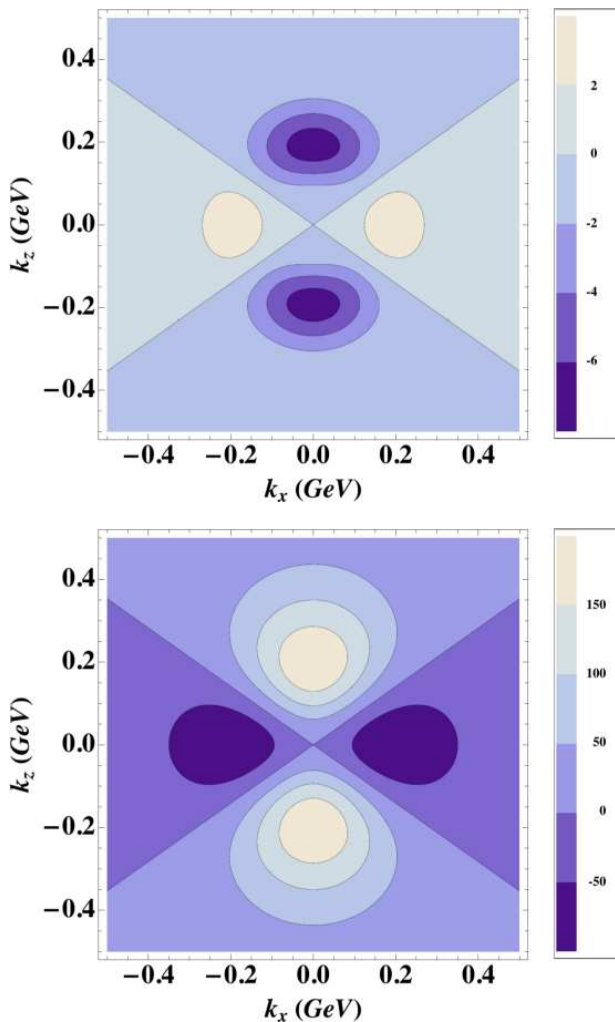


FIG. 4: Contour plots of momentum space charge densities of the Δ in the k_x - k_z plane, in units of GeV^{-2} . The upper panel shows the $D1 - D1$ part, the lower panel the $S - D3$ part of $\rho_\Delta^A(\mathbf{k})$. Note the difference of the density scales in the two panels.

To illustrate the deformation of the Δ graphically, in Fig. 1 we show a polar representation of $\rho_\Delta(\mathbf{k}, s)$, for \mathbf{k} in the k_x - k_z plane (the densities are invariant under rotations about the k_z -axis). The positive k_z direction, corresponding to polar angle $\theta = 0$, points upwards. For fixed values of $k = |\mathbf{k}|$, the length of a straight line from the origin to a given point on a displayed curve is the respective density, and its angle with the upward direction is the polar angle θ .

In this representation, a distribution $\rho_\Delta(k, \theta; s)$ with no θ -dependence yields a perfect circle. The three panels of Fig. 1 show $\rho_\Delta(\mathbf{k}, s)$ for $k = 0.2, 1.0$, and 2.0 GeV, respectively. The perfect circle (solid line) shows the symmetric distribution $\rho_\Delta^S(\mathbf{k})$. In each case, the dashed line represents $s = +\frac{3}{2}$, and the dotted line $s = +\frac{1}{2}$. As determined by Eq. (5.17) the deviations from a spherically symmetric density for $s = +\frac{1}{2}$ and $s = +\frac{3}{2}$ are equal but with opposite signs. In the case of the $s = +\frac{3}{2}$ density, the deformation is along k_z for the smaller momenta

$k=0.2$ and $k=1.0$ GeV, but it is along k_x for $k=2.0$ GeV.

This change in the shape of the deformation with increasing momentum can be understood from the behavior of the $S - D3$ and $D1 - D1$ terms in the density of Eq. (5.13). Figure 2 shows the k -dependence of the magnitudes of $2aN^2\mathbf{k}^2\psi_S\psi_{D3}$ and $b^2\mathbf{k}^4N^2\psi_{D1}^2$, the factors that multiply \hat{Y}_{20} with opposite signs, in comparison with the symmetric term $\rho_\Delta^S(\mathbf{k})$. For small k , the $S - D3$ term dominates strongly over the $D1 - D1$ term, which is expected already because it is of first order in the small D -wave admixture parameter a , whereas $D1 - D1$ is quadratic in b . As k increases, the $S - D3$ contribution falls faster than $D1 - D1$, due to the faster falloff of the S -state wave function. Around $k \simeq 1.2$ GeV both contributions become equal in magnitude and cancel against each other. For larger values of k $D1 - D1$ dominates over $S - D3$, and changes the deformation from being along k_x to being along k_z . However, the coefficients of \hat{Y}_{20} at such high momenta are already very small (note the logarithmic scale in Fig. 2).

Figure 2 shows also that, at high momenta, the spherically symmetric part of the density, $\rho_\Delta^S(\mathbf{k})$, is itself dominated by its $D1 - D1$ component. Comparing Eqs. (5.13) and (5.14) we see that the magnitude of the $D1 - D1$ coefficient of $\hat{Y}_{20}(z)$ in (5.13), represented by the dotted line in Fig. 2, is the same as the $D1 - D1$ contribution to the spherically symmetric part of the density in (5.14). With increasing momentum k , the dotted line seems to converge to the solid line of the total symmetric contribution. However, it reaches only about 90% of $\rho_\Delta^S(\mathbf{k})$, the small $D3 - D3$ contribution being responsible for the remainder. This ratio of the $D1 - D1$ contribution to the total spherically symmetric part can be obtained using the asymptotic ratio $\left| \frac{\psi_{D3}}{\psi_{D1}} \right| \rightarrow \frac{1}{1-\lambda_{D1}} \frac{N_{D3}}{N_{D1}} \approx \frac{1}{3}$.

Figure 3 shows contour plots of momentum space charge densities in the k_x - k_z plane. The deformation of the total density $\rho_\Delta(\mathbf{k}, +\frac{3}{2})$, displayed in the upper panel, is barely visible in this plot, because the spherically symmetric contribution dominates strongly. The lower panel shows only the much smaller asymmetric part $\rho_\Delta^A(\mathbf{k})$, which enhances the density along the k_z -direction.

The origin of this enhancement is analyzed in Fig. 4, where the upper panel shows the $D1 - D1$, and the lower panel the $S - D3$ contribution. The $D1 - D1$ channel density is deformed along k_x but at the low momenta shown in the figure it is overwhelmed by the more than one order of magnitude larger $S - D3$ density deformation along k_z .

In summary, at low and intermediate momenta the momentum space density distribution shows a small deformation in the k_z -direction for the Δ state with spin projection $s = +\frac{3}{2}$, and a small deformation in the k_x -direction for the $s = +\frac{1}{2}$ state. For high momenta the shape of the deformation is reversed, but this is hardly relevant because the density is already negligibly small in this region.

B. Coordinate space

We proceed now to the calculation of charge densities of the Δ in coordinate space. All densities will be determined in the rest frame of the Δ , where the total four-momentum is $\bar{P} = (M_\Delta, \mathbf{0})$. Using the modified momentum-space wave function

$$\tilde{\Psi}_\Delta(\mathbf{k}; s) \equiv \frac{\Psi_\Delta(\bar{P}, k; s)}{\sqrt{2E_s}}, \quad (5.18)$$

where the relativistic phase-space factor is absorbed into the definition of the wave function, we can write the Fourier transform in the same form as for nonrelativistic wave functions:

$$\tilde{\Psi}_\Delta(\mathbf{r}; s) = \int \frac{d^3\mathbf{k}}{(2\pi)^3} e^{i\mathbf{k}\cdot\mathbf{r}} \tilde{\Psi}_\Delta(\mathbf{k}; s). \quad (5.19)$$

With this convention for the factors of 2π , the inverse transform is

$$\tilde{\Psi}_\Delta(\mathbf{k}; s) = \int d^3\mathbf{r} e^{-i\mathbf{k}\cdot\mathbf{r}} \tilde{\Psi}_\Delta(\mathbf{r}; s). \quad (5.20)$$

In complete analogy to the momentum-space expression (5.9), the charge density in coordinate space is given by

$$\tilde{\rho}_\Delta(\mathbf{r}; s) = \sum_{\lambda_s} \tilde{\Psi}_\Delta^\dagger(\mathbf{r}, s) j_q \tilde{\Psi}_\Delta(\mathbf{r}, s). \quad (5.21)$$

As before, one can decompose $\tilde{\Psi}_\Delta(\mathbf{r}; s)$ into angular momentum components $S, D3, D1$. In the fixed-axis polarization state basis we are using, there is no k -dependence in the diquark polarization vector $(\varepsilon_{\bar{P}}^*)_\alpha$. This makes the Fourier transform of the S -state (5.1) in the rest frame particularly simple,

$$\tilde{\Psi}_S(\mathbf{r}; s) = -R_S(r) \varepsilon_\alpha^* u^\alpha(\bar{P}, s), \quad (5.22)$$

where we have introduced the shorthand ε_α^* to represent $(\varepsilon_{\bar{P}}^*)_\alpha$, and

$$R_S(r) = \int \frac{d^3\mathbf{k}}{(2\pi)^3} e^{i\mathbf{k}\cdot\mathbf{r}} \frac{\psi_S(\bar{P}, k)}{\sqrt{2E_s}}, \quad (5.23)$$

with $r = |\mathbf{r}|$. The factor ε_α^* depends on the diquark polarization λ_s , which is not shown explicitly. The isospin states are not affected by the transformation and are also suppressed for simplicity. There is no angle-dependence in the rest frame wave function $\psi_S(\bar{P}, k)$, therefore R_S is also an S -wave, depending only on r . Boosting the wave function to another frame would induce an angle-dependence into $\psi_S(\bar{P}, k)$ and consequently also into R_S . However, this kind of relativistic deformation due to Lorentz contraction of the system along the direction of motion is a separate issue. We are interested in intrinsic deformations of the Δ , which are already present in the rest frame.

Using the familiar expansion of a plane wave into partial waves,

$$e^{i\mathbf{k}\cdot\mathbf{r}} = 4\pi \sum_{l=0}^{+\infty} \sum_{m=-l}^l i^l Y_{lm}(\hat{\mathbf{r}}) Y_{lm}^*(\hat{\mathbf{k}}) j_l(kr), \quad (5.24)$$

where j_l are the spherical Bessel functions, Eq. (5.23) becomes

$$R_S(r) = 4\pi \int \frac{k^2 dk}{(2\pi)^3} j_0(kr) \frac{\psi_S(\bar{P}, k)}{\sqrt{2E_s}}. \quad (5.25)$$

The general structure of the complete D -state wave functions (without isospin) can be written as

$$\tilde{\Psi}_D(\mathbf{k}; s) = \frac{\psi_D(\bar{P}, k)}{\sqrt{2E_s}} \Phi_D(k, s), \quad (5.26)$$

where D stands for $D1$ or $D3$. $\Phi_D(k, s)$ is the spin wave function of the D -states. In the rest frame, it can be represented as [38]

$$\begin{aligned} \Phi_{D1}(k, s) &= +\sqrt{4\pi} \mathbf{k}^2 \varepsilon_\alpha^* \\ &\quad \times \sum_{m_l s_1} \langle 2m_l; \frac{1}{2} s_1 | \frac{3}{2} s \rangle Y_{2m_l}(\hat{\mathbf{k}}) U^\alpha(\bar{P}, s_1) \\ \Phi_{D3}(k, s) &= -\sqrt{4\pi} \mathbf{k}^2 \varepsilon_\alpha^* \\ &\quad \times \sum_{m_l s_1} \langle 2m_l; \frac{3}{2} s_1 | \frac{3}{2} s \rangle Y_{2m_l}(\hat{\mathbf{k}}) u^\alpha(\bar{P}, s_1) \end{aligned} \quad (5.27)$$

where U^α is the spin-1/2 state [37, 38]

$$U^\alpha(P, s) = \frac{1}{\sqrt{3}} \gamma_5 \left(\gamma^\alpha - \frac{P^\alpha}{M} \right) u(P, s). \quad (5.28)$$

The angle dependence is contained exclusively in the factors $Y_{2m_l}(\hat{\mathbf{k}})$, and the spin states are completely independent of \mathbf{k} .

The D -state wave functions in coordinate space are then given by the Fourier transform, which yields

$$\begin{aligned} \tilde{\Psi}_{D1}(\mathbf{r}; s) &= +\sqrt{4\pi} \\ &\quad \times \sum_{m_l s_1} \langle 2m_l; \frac{1}{2} s_1 | \frac{3}{2} s \rangle \mathcal{Y}_{D1}^{m_l}(\mathbf{r}) [\varepsilon_\alpha^* U^\alpha(\bar{P}, s_1)] \\ \tilde{\Psi}_{D3}(\mathbf{r}; s) &= -\sqrt{4\pi} \\ &\quad \times \sum_{m_l s_1} \langle 2m_l; \frac{3}{2} s_1 | \frac{3}{2} s \rangle \mathcal{Y}_{D3}^{m_l}(\mathbf{r}) [\varepsilon_\alpha^* u^\alpha(\bar{P}, s_1)], \end{aligned} \quad (5.29)$$

where

$$\mathcal{Y}_D^{m_l}(\mathbf{r}) = \int \frac{d^3\mathbf{k}}{(2\pi)^3} e^{i\mathbf{k}\cdot\mathbf{r}} \mathbf{k}^2 Y_{2m_l}(\hat{\mathbf{k}}) \frac{\psi_D(\bar{P}, k)}{\sqrt{2E_s}}. \quad (5.30)$$

Again, in the rest frame $\psi_D(\bar{P}, k)$ is also angle independent, and the Fourier transform simplifies to

$$\mathcal{Y}_D^{m_l}(\mathbf{r}) = -R_D(r) Y_{2m_l}(\hat{\mathbf{r}}), \quad (5.31)$$

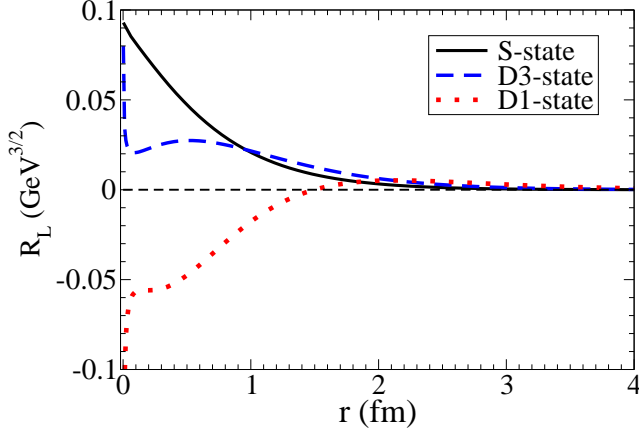


FIG. 5: Radial S - and D -state wave functions of the Δ in coordinate space, calculated through Fourier transforms according to Eqs. (5.25) and (5.32).

where

$$R_D(r) = 4\pi \int \frac{k^2 dk}{(2\pi)^3} k^2 j_2(kr) \frac{\psi_D(\vec{P}, k)}{\sqrt{2E_s}}, \quad (5.32)$$

and the minus sign factored out in (5.31) comes from the i^l in (5.24).

We calculated the functions R_S , R_{D3} , and R_{D1} numerically, and the results are presented in Fig. 5. The S -state dominates at small distances, but the two D -state wave functions become comparable in size around $r \approx 1$ fm and dominate for larger values of r . The D -waves start out with opposite signs, but the $D1$ wave changes sign at $r \approx 1.4$ fm.

As r goes to zero, the relativistic D -state wave functions are weakly singular, namely $R_D(r) \propto r^{-1/2}$. This behavior, which is reminiscent of the singular radial dependence of the Dirac wave functions of the hydrogen atom [45], does not cause any problems because the densities remain integrable. The origin of these singularities is the slower falloff with increasing relative momentum of the relativistic momentum-space wave functions compared to nonrelativistic wave functions. If we calculate the Fourier transform of the D -state wave functions in the nonrelativistic limit, at small r we obtain the regular behavior $R_D(r) \propto r^2$.

The total coordinate-space charge density is

$$\begin{aligned} \tilde{\rho}_\Delta(\mathbf{r}, s) = & N^2 \tilde{\rho}_{\Delta,S}(\mathbf{r}, s) \\ & + a^2 N^2 \tilde{\rho}_{\Delta,D3}(\mathbf{r}, s) + b^2 N^2 \tilde{\rho}_{\Delta,D1}(\mathbf{r}, s) \\ & + 2aN^2 \tilde{\rho}_{\Delta,SD3}(\mathbf{k}, s). \end{aligned} \quad (5.33)$$

The various components are defined in analogy with (5.11) and (5.12).

The density associated with the S -state is

$$\tilde{\rho}_{\Delta,S}(\mathbf{r}, s) = e_\Delta R_S^2. \quad (5.34)$$

For the other cases, one uses

$$\sum_{\lambda_s} \varepsilon_P^\alpha(\lambda_s) \varepsilon_P^{\beta*}(\lambda_s) = -g^{\alpha\beta} + \frac{P^\alpha P^\beta}{M_\Delta^2}, \quad (5.35)$$

$$\bar{u}_\alpha(P, s) u^\alpha(P, s) = \bar{U}_\alpha(P, s) U^\alpha(P, s) = -1, \quad (5.36)$$

$$\bar{u}_\alpha(P, s) U^\alpha(P, s) = \bar{U}^\alpha(P, s) u_\alpha(P, s) = 0, \quad (5.37)$$

assuming the same polarization in the initial and final states. The results for $D3$, $D1$, and the transition S to $D3$ are

$$\tilde{\rho}_{\Delta,D3}\left(\mathbf{r}, +\frac{3}{2}\right) = e_\Delta R_{D3}^2, \quad (5.38)$$

$$\tilde{\rho}_{\Delta,D1}\left(\mathbf{r}, +\frac{3}{2}\right) = e_\Delta R_{D1}^2 \left[1 - \widehat{Y}_{20}(z)\right], \quad (5.39)$$

$$\tilde{\rho}_{\Delta,SD3}\left(\mathbf{r}, +\frac{3}{2}\right) = -e_\Delta R_{D3} R_S \widehat{Y}_{20}(z), \quad (5.40)$$

for $s = +\frac{3}{2}$, and

$$\tilde{\rho}_{\Delta,D3}\left(\mathbf{r}, +\frac{1}{2}\right) = e_\Delta R_{D3}^2, \quad (5.41)$$

$$\tilde{\rho}_{\Delta,D1}\left(\mathbf{r}, +\frac{1}{2}\right) = e_\Delta R_{D1}^2 \left[1 + \widehat{Y}_{20}(z)\right], \quad (5.42)$$

$$\tilde{\rho}_{\Delta,SD3}\left(\mathbf{r}, +\frac{1}{2}\right) = e_\Delta R_{D3} R_S \widehat{Y}_{20}(z), \quad (5.43)$$

for $s = +\frac{1}{2}$. The function $\widehat{Y}_{20}(z)$, with $z = \cos\theta$, was defined previously, but the angle θ is now to be understood as the angle between $\hat{\mathbf{r}}$ and the z -axis. More details are given in Appendix A.

The total density becomes

$$\tilde{\rho}_\Delta(\mathbf{r}, s) = \tilde{\rho}_\Delta^S(\mathbf{r}) + f_s(s) \tilde{\rho}_\Delta^A(\mathbf{r}), \quad (5.44)$$

where

$$\tilde{\rho}_\Delta^S(\mathbf{r}) = N^2 e_\Delta \left[R_S^2 + a^2 R_{D3}^2 + b^2 R_{D1}^2 \right] \quad (5.45)$$

is again the angle- and spin-projection-independent contribution, and

$$\begin{aligned} \tilde{\rho}_\Delta^A(\mathbf{r}) = & -2e_\Delta a N^2 R_S R_{D3} \widehat{Y}_{20}(z) \\ & - e_\Delta b^2 N^2 R_{D1}^2 \widehat{Y}_{20}(z), \end{aligned} \quad (5.46)$$

the angle-dependent asymmetric component. Equation (5.46) is the coordinate-space analogue of Eq. (5.16). The different sign of the term containing the S and $D3$ wave functions is due to Eq. (5.31) where $R_D(r)$ is defined such that it does not contain the factor i^l .

Again there are two independent terms proportional to $\widehat{Y}_{20}(z)$ that cause deformation, one associated with the $D1$ state, and another with a S to $D3$ transition. The main difference to the analogous momentum-space expression is that both terms come now with a minus sign. Because R_{D1} enters squared, the total effect of the two D -state contributions can be inferred from the sign of the wave functions R_S and R_{D3} and the sign of a .

When a is positive, as in model Spectator-SD, and R_S , R_{D3} have the same sign, the two terms in Eq. (5.46) have

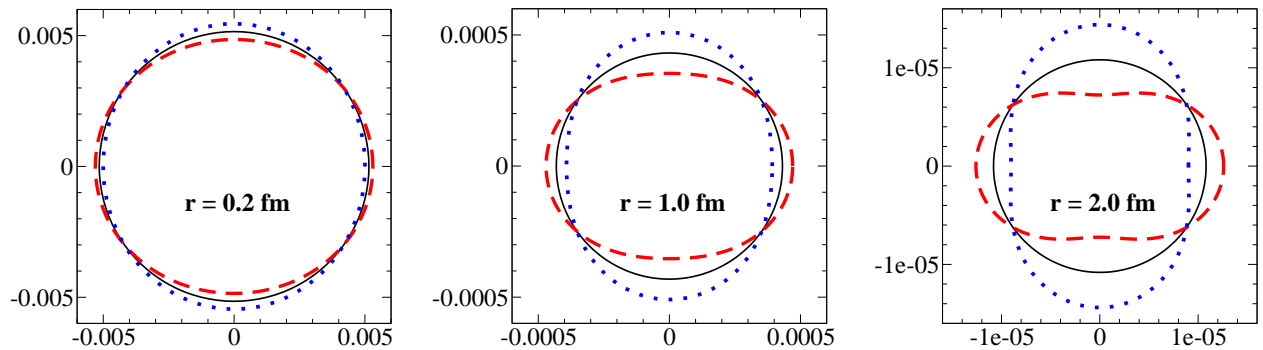


FIG. 6: Polar plots of $\tilde{\rho}_\Delta(\mathbf{r})$ for three fixed values of $r = |\mathbf{r}|$. In each case, the solid line represents $\tilde{\rho}_\Delta^S(\mathbf{r})$, the dashed line $\tilde{\rho}_\Delta(\mathbf{r}, +\frac{3}{2})$, and the dotted line $\tilde{\rho}_\Delta(\mathbf{r}, +\frac{1}{2})$. The scale for $\rho_\Delta(\mathbf{r}, s)$ along the x and z axes is in units of GeV^3 .

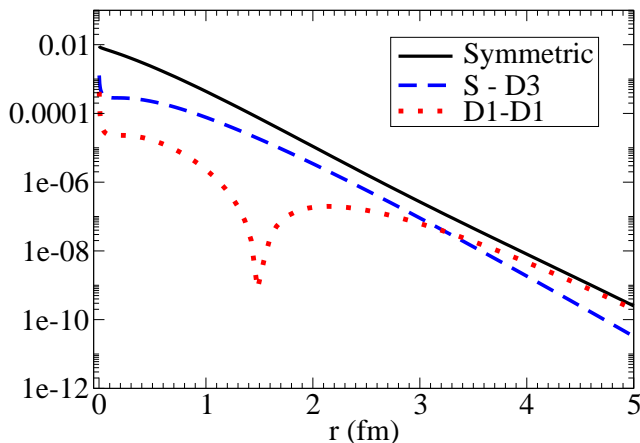


FIG. 7: Comparison of the three contributions to the total coordinate-space density $\tilde{\rho}_\Delta(\mathbf{r}, s)$ in Eq. (5.46) in units of GeV^3 . The solid line represents the symmetric contribution, $\tilde{\rho}_\Delta^S(\mathbf{r})$, the dashed and dotted lines show the coefficients of $\hat{Y}_{20}(z)$ proportional to $R_S R_{D3}$ and R_{D1}^2 , respectively. In all cases, the common factor $e_\Delta = 1$, and only the absolute values are plotted.

also the same sign and reinforce each other's contribution to the deformation. This is the case in the region up to $r = 4$ fm shown in Fig. 5, where both R_S and R_{D3} are positive. We checked that both R_S and R_{D3} stay positive in that region when the wave function parameters are varied within a broad range, such that the direction of the deformation remains a robust result.

For $s = +\frac{3}{2}$ this means that $\hat{Y}_{20}(z)$ is multiplied by an overall negative factor, implying an oblate shape, as shown in Fig. 6 for $r = 0.2, 1.0,$ and 2.0 fm. For $s = +\frac{1}{2}$ the coefficient of $\hat{Y}_{20}(z)$ has the opposite sign, and the deformation is prolate. At $r = 0.2$ fm the deformation is too small to be visible in the graph, but it becomes more pronounced as r increases.

Figure 7 shows the magnitudes of the individual coefficients of $\hat{Y}_{20}(z)$, together with the radially symmetric $\tilde{\rho}_\Delta^S(\mathbf{r})$. The $S - D3$ contribution dominates over $D1 - D1$ at small r , because it is of first order in the small D -state admixture coefficient a , whereas $D1 - D1$ is of second

order in b . However, with increasing r the S -wave falls more rapidly than the D -waves, and the $D1$ -term dominates for $r > 3$ fm.

Finally, Fig. 8 presents contour plots of the charge densities of the $s = +\frac{3}{2}$ state in the x - z plane. The upper panel shows the total density, the lower panel only the much smaller asymmetric contribution which is responsible for the oblate shape.

Our results for the shape of the Δ^+ are in agreement with those of previous studies, such as the results reported in Ref. [10] using the cloudy bag model, and the constituent quark model calculations of Ref. [1]. The oblate shape for Δ^+ is also consistent with the negative sign of $G_{E2}(0)$ found in lattice QCD simulations [5, 44].

The formalism presented here can be applied to other systems. For instance, from an analysis of the form factors of the Ω^- baryon, it can be concluded that the charge density distribution of the Ω^- also has an oblate shape [35].

VI. SUMMARY AND CONCLUSIONS

The Δ is the lowest-mass baryon that can possess a nonvanishing electric quadrupole moment. In a nonrelativistic framework, the electric quadrupole moment can be used as an indicator for a particle's deviation from a spherically symmetric shape. However, in the general, relativistic case the connection between shape and higher spectroscopic moments is more complicated, which led to the proposal of alternative methods to measure deformation.

One of these methods suggests to extract information about deformation from transverse densities, calculated in the transverse impact-parameter space (b_x, b_y) in the infinite-momentum frame. It has the advantage that the transverse density moments \mathcal{Q}_Δ^\perp and \mathcal{O}_Δ^\perp are zero for a structureless particle in the transverse plane, and therefore can be used to measure the extension of the particle in impact-parameter space. However, they do not allow the classification of the shape in the particle's rest frame.

In this work we used a different relativistic formalism,

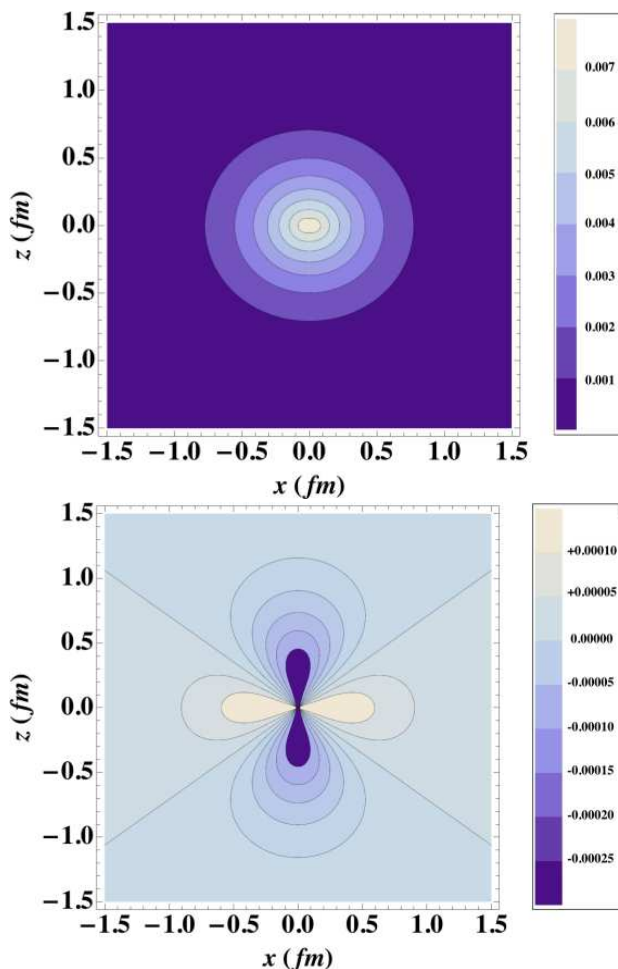


FIG. 8: Contour plots of coordinate-space charge densities of the Δ in the x - z plane in units of GeV^3 . The top panel shows the total density $\bar{\rho}_\Delta(\mathbf{r}, +\frac{3}{2})$. The bottom panel isolates the angle-dependent part $\bar{\rho}_\Delta^A(\mathbf{r})$ induced by the D -states.

the covariant spectator theory, to investigate the relation between moments of charge or magnetic density distributions and the intrinsic shape of these distributions in the Δ baryon’s rest frame. We used two covariant quark-diquark momentum-space wave functions for the Δ , one consisting of pure S -waves only, called “Spectator-S”, and another which includes S - and D -waves, called “Spectator-SD”. The electric and magnetic moments and form factors can be calculated directly from these wave functions, as well as the momentum space densities. The coordinate space densities are then obtained from the Fourier-transformed wave functions.

We arrived at the following results:

For the S -wave model Spectator-S one obtains $G_{E2}(0) = G_{M3}(0) = 0$, and the electric and magnetic density distributions are spherically symmetric.

The D -wave admixture in model Spectator-SD on the other hand produces a spatial deformation of the Δ^+ density distribution, and the quadrupole and octupole

moments become $G_{E2}(0) = -1.70$ and $G_{M3}(0) = -1.72$, respectively. The negative value of the quadrupole moment corresponds to an oblate density distribution in coordinate space. We conclude therefore that the higher moments are good indicators that allow to distinguish deformed from spherically symmetric systems.

Using the same wave functions and their respective electric and magnetic moments, we also calculated the corresponding transverse density quadrupole and octupole moments (\mathcal{Q}_Δ^\perp and \mathcal{O}_Δ^\perp). For each moment, the obtained values (see Table I) for models Spectator-S and Spectator-SD are nonvanishing and of the same sign, and thus do not show a clear distinction between spherically symmetric and deformed cases. Since the transverse moments are nonzero one can conclude that the system is not seen as a point in impact parameter space when viewed from the light-front frame, but it is not clear how further information on its shape could be extracted. In this sense, the usual three-dimensional density distribution complements the information contained in the transverse densities, and it is also closer to our intuitive notion of deformation.

For the specific case of the Δ^+ baryon with spin projection $s = +\frac{3}{2}$, the covariant model Spectator-SD predicts an oblate shape of its density distribution in coordinate space. This is in agreement with previously obtained results, both from other quark model calculations and lattice QCD simulations.

All model parameters were determined through fits to the available lattice QCD data for the $\gamma N \rightarrow \Delta$ transition form factors at large pion mass, where the uncertain pion cloud effects are minimal (the experimental data are also well predicted) [39]. In particular, the coefficients a and b are determined by the lattice transition form factors for $Q^2 \approx 0$, namely a is determined by the electric quadrupole form factor $G_E^*(Q^2)$ and b by the Coulomb quadrupole form factor $G_C^*(Q^2)$. Further improvements in the statistical quality of the lattice data might alter the magnitudes of a and b and therefore the extent of the deformation we predict for the Δ , but the signs are not in doubt. In this sense, the nature of the deformation, namely that Δ^+ is oblate rather than prolate, is a robust prediction of our model.

Acknowledgments

G. R. thanks Carl Carlson for helpful discussions. This work was supported in part by the European Union under the HadronPhysics3 Grant No. 283286, and by the Fundação para a Ciência e a Tecnologia (FCT), under Grant No. PTDC/FIS/113940/2009. One of us (G. R.) was also supported by FCT under Grant No. SFRH/BPD/26886/2006.

Appendix A: Explicit expressions for $\tilde{\Psi}_{D1}(\mathbf{r}; s)$ and $\tilde{\Psi}_{D3}(\mathbf{r}; s)$

We list here more explicit expressions of the coordinate-space Δ wave functions $\tilde{\Psi}_{D1}(\mathbf{r}; s)$ and $\tilde{\Psi}_{D3}(\mathbf{r}; s)$. Performing the sums in Eq. (5.29) we get

$$\begin{aligned} \tilde{\Psi}_{D1}(\mathbf{r}; +\frac{3}{2}) &= -\sqrt{\frac{4\pi}{5}} \mathcal{Y}_{D1}^{+1}(\mathbf{r}) \varepsilon_{\alpha}^* U^{\alpha}(\bar{P}, +\frac{1}{2}) \\ &+ \sqrt{\frac{16\pi}{5}} \mathcal{Y}_{D1}^{+2}(\mathbf{r}) \varepsilon_{\alpha}^* U^{\alpha}(\bar{P}, -\frac{1}{2}), \end{aligned} \quad (\text{A1})$$

$$\begin{aligned} \tilde{\Psi}_{D1}(\mathbf{r}; +\frac{1}{2}) &= -\sqrt{\frac{8\pi}{5}} \mathcal{Y}_{D1}^0(\mathbf{r}) \varepsilon_{\alpha}^* U^{\alpha}(\bar{P}, +\frac{1}{2}) \\ &+ \sqrt{\frac{12\pi}{5}} \mathcal{Y}_{D1}^{+1}(\mathbf{r}) \varepsilon_{\alpha}^* U^{\alpha}(\bar{P}, -\frac{1}{2}). \end{aligned} \quad (\text{A2})$$

and

$$\begin{aligned} \tilde{\Psi}_{D3}(\mathbf{r}; +\frac{3}{2}) &= -\sqrt{\frac{4\pi}{5}} \mathcal{Y}_{D3}^0(\mathbf{r}) \varepsilon_{\alpha}^* u^{\alpha}(\bar{P}, +\frac{3}{2}) \\ &+ \sqrt{\frac{8\pi}{5}} \mathcal{Y}_{D3}^{+1}(\mathbf{r}) \varepsilon_{\alpha}^* u^{\alpha}(\bar{P}, +\frac{1}{2}) \\ &- \sqrt{\frac{8\pi}{5}} \mathcal{Y}_{D3}^{+2}(\mathbf{r}) \varepsilon_{\alpha}^* u^{\alpha}(\bar{P}, -\frac{1}{2}), \end{aligned} \quad (\text{A3})$$

$$\begin{aligned} \tilde{\Psi}_{D3}(\mathbf{r}; +\frac{1}{2}) &= -\sqrt{\frac{8\pi}{5}} \mathcal{Y}_{D3}^{-1}(\mathbf{r}) \varepsilon_{\alpha}^* u^{\alpha}(\bar{P}, +\frac{3}{2}) \\ &+ \sqrt{\frac{4\pi}{5}} \mathcal{Y}_{D3}^0(\mathbf{r}) \varepsilon_{\alpha}^* u^{\alpha}(\bar{P}, +\frac{1}{2}) \\ &- \sqrt{\frac{8\pi}{5}} \mathcal{Y}_{D3}^{+2}(\mathbf{r}) \varepsilon_{\alpha}^* u^{\alpha}(\bar{P}, -\frac{3}{2}). \end{aligned} \quad (\text{A4})$$

In the calculation of the density distributions from the coordinate wave functions we used the following relations:

$$\begin{aligned} 4\pi \left\{ \frac{2}{5} |Y_{2+2}(\hat{\mathbf{r}})|^2 + \frac{2}{5} |Y_{2+1}(\hat{\mathbf{r}})|^2 + \frac{1}{5} |Y_{20}(\hat{\mathbf{r}})|^2 \right\} &= 1 \\ 4\pi \left\{ \frac{2}{5} |Y_{2+2}(\hat{\mathbf{r}})|^2 + \frac{1}{5} |Y_{20}(\hat{\mathbf{r}})|^2 + \frac{2}{5} |Y_{2-1}(\hat{\mathbf{r}})|^2 \right\} &= 1, \end{aligned} \quad (\text{A5})$$

$$\begin{aligned} 4\pi \left\{ \frac{4}{5} |Y_{2+2}(\hat{\mathbf{r}})|^2 + \frac{1}{5} |Y_{2+1}(\hat{\mathbf{r}})|^2 \right\} &= 1 - \frac{1}{2} (3z^2 - 1) \\ 4\pi \left\{ \frac{3}{5} |Y_{2+1}(\hat{\mathbf{r}})|^2 + \frac{2}{5} |Y_{20}(\hat{\mathbf{r}})|^2 \right\} &= 1 + \frac{1}{2} (3z^2 - 1). \end{aligned} \quad (\text{A6})$$

-
- [1] A. J. Buchmann and E. M. Henley, Phys. Rev. C **63**, 015202 (2000) [arXiv:hep-ph/0101027].
- [2] C. Alexandrou, C. N. Papanicolas and M. Vanderhaeghen, Prog. Part. Nucl. Phys. **67**, 101 (2012) [arXiv:1111.5960 [hep-lat]].
- [3] A. J. Buchmann and E. M. Henley, Eur. Phys. J. A **35**, 267 (2008) [arXiv:0808.1165 [hep-ph]]; A. J. Buchmann and E. M. Henley, Phys. Rev. D **65**, 073017 (2002).
- [4] F. Gross, G. Ramalho and M. T. Peña, Phys. Rev. C **77**, 015202 (2008) [arXiv:nucl-th/0606029].
- [5] C. Alexandrou *et al.*, Phys. Rev. D **79**, 014507 (2009) [arXiv:0810.3976 [hep-lat]]; C. Alexandrou *et al.*, Nucl. Phys. A **825**, 115 (2009) [arXiv:0901.3457 [hep-ph]].
- [6] C. Becchi and G. Morpurgo, Phys. Lett. **17**, 352 (1965).
- [7] S. L. Glashow, Physica A **96**, 27 (1979).
- [8] I. Hulthage, F. Myhrer and Z. Xu, Nucl. Phys. A **364**, 322 (1981).
- [9] N. Isgur, G. Karl and R. Koniuk, Phys. Rev. D **25**, 2394 (1982).
- [10] F. Gross and J. Hunter, Phys. Rev. D **28**, 2266 (1983).
- [11] R. D. Viollier, S. A. Chin and A. K. Kerman, Nucl. Phys. A **407**, 269 (1983).
- [12] G. Clement and M. Maamache, Annals Phys. **165**, 1 (1985).
- [13] C. Alexandrou, G. Koutsou, H. Neff, J. W. Negele, W. Schroers and A. Tsapalis, Phys. Rev. D **77**, 085012 (2008) [arXiv:0710.4621 [hep-lat]].
- [14] C. Alexandrou and G. Koutsou, Phys. Rev. D **78**, 094506 (2008) [arXiv:0809.2056 [hep-lat]].
- [15] D. Nicmorus, G. Eichmann and R. Alkofer, Phys. Rev. D **82**, 114017 (2010) [arXiv:1008.3184 [hep-ph]].
- [16] Francis Halzen and Alan D. Martin, *Quarks & Leptons*, (John Wiley & Sons, Inc., New York 1984).
- [17] J. J. Kelly, Phys. Rev. C **66**, 065203 (2002) [arXiv:hep-ph/0204239].
- [18] C. Lorce, Phys. Rev. D **79**, 113011 (2009) [arXiv:0901.4200 [hep-ph]].
- [19] M. Burkardt, Int. J. Mod. Phys. A **18**, 173 (2003) [arXiv:hep-ph/0207047].
- [20] C. E. Carlson and M. Vanderhaeghen, Phys. Rev. Lett. **100**, 032004 (2008) [arXiv:0710.0835 [hep-ph]].
- [21] G. A. Miller and J. Arrington, Phys. Rev. C **78**, 032201

- (2008) [arXiv:0806.3977 [nucl-th]].
- [22] G. A. Miller, Phys. Rev. C **68**, 022201 (2003) [arXiv:nucl-th/0304076].
- [23] F. Gross, Phys. Rev. **186**, 1448 (1969); F. Gross, J. W. Van Orden and K. Holinde, Phys. Rev. C **45**, 2094 (1992).
- [24] G. Ramalho and M. T. Peña, J. Phys. G **36**, 085004 (2009) [arXiv:0807.2922 [hep-ph]].
- [25] G. Ramalho, M. T. Peña and F. Gross, Phys. Lett. B **678**, 355 (2009) [arXiv:0902.4212 [hep-ph]].
- [26] G. Ramalho, M. T. Peña and F. Gross, Phys. Rev. D **81**, 113011 (2010) [arXiv:1002.4170 [hep-ph]].
- [27] F. Gross, G. Ramalho and M. T. Peña, Phys. Rev. C **77**, 035203 (2008).
- [28] F. Gross, G. Ramalho and K. Tsushima, Phys. Lett. B **690**, 183 (2010) [arXiv:0910.2171 [hep-ph]].
- [29] G. Ramalho and K. Tsushima, Phys. Rev. D **84**, 054014 (2011) [arXiv:1107.1791 [hep-ph]].
- [30] G. Ramalho, K. Tsushima and A. W. Thomas, to appear in J. Phys. G. [arXiv:1206.2207 [hep-ph]].
- [31] F. Gross, G. Ramalho and M. T. Peña, Phys. Rev. D **85**, 093005 (2012) [arXiv:1201.6336 [hep-ph]].
- [32] G. Ramalho and K. Tsushima, Phys. Rev. D **81**, 074020 (2010) [arXiv:1002.3386 [hep-ph]]; G. Ramalho and M. T. Peña, Phys. Rev. D **84**, 033007 (2011) [arXiv:1105.2223 [hep-ph]]; G. Ramalho, D. Jido and K. Tsushima, Phys. Rev. D **85**, 093014 (2012) [arXiv:1202.2299 [hep-ph]].
- [33] G. Ramalho, F. Gross, M. T. Peña and K. Tsushima, in *Proceedings of the 4th Workshop on Exclusive Reactions at High Momentum Transfer*, edited by A. Radyushkin (World Scientific, Singapore, 2011), p. 287; [arXiv:1008.0371 [hep-ph]].
- [34] G. Ramalho, K. Tsushima and F. Gross, Phys. Rev. D **80**, 033004 (2009) [arXiv:0907.1060 [hep-ph]].
- [35] G. Ramalho and M. T. Peña, Phys. Rev. D **83**, 054011 (2011) [arXiv:1012.2168 [hep-ph]].
- [36] G. Ramalho and K. Tsushima, Phys. Rev. D **82**, 073007 (2010) [arXiv:1008.3822 [hep-ph]]; G. Ramalho and M. T. Peña, Phys. Rev. D **85**, 113014 (2012) [arXiv:1205.2575 [hep-ph]].
- [37] G. Ramalho, M. T. Peña and F. Gross, Eur. Phys. J. A **36**, 329 (2008) [arXiv:0803.3034 [hep-ph]].
- [38] G. Ramalho, M. T. Peña and F. Gross, Phys. Rev. D **78**, 114017 (2008) [arXiv:0810.4126 [hep-ph]].
- [39] G. Ramalho and M. T. Peña, Phys. Rev. D **80**, 013008 (2009) arXiv:0901.4310 [hep-ph].
- [40] G. Ramalho and M. T. Peña, J. Phys. G **36** 115011 (2009) arXiv:0812.0187 [hep-ph].
- [41] W. Rarita and J. S. Schwinger, Phys. Rev. **60**, 61 (1941).
- [42] V. Pascalutsa, M. Vanderhaeghen and S. N. Yang, Phys. Rep. **437**, 125 (2007) [arXiv:hep-ph/0609004].
- [43] S. Nozawa and D. B. Leinweber, Phys. Rev. D **42**, 3567 (1990).
- [44] S. Boinepalli, D. B. Leinweber, P. J. Moran, A. G. Williams, J. M. Zanotti and J. B. Zhang, Phys. Rev. D **80**, 054505 (2009) [arXiv:0902.4046 [hep-lat]].
- [45] H. A. Bethe and E. E. Salpeter, *Quantum Mechanics of One- and Two-Electron Atoms*, (Academic Press, New York 1957).