

Deviation From Λ CDM With Cosmic Strings Networks

Sumit Kumar^a, Akhilesh Nautiyal^b, Anjan A Sen^a

^aCentre For Theoretical Physics, Jamia Millia Islamia, New Delhi, 110025, India

^bHarish-Chandra Research Institute, Jhansi, Allahabad, India

Abstract

In this work, we consider a network of cosmic strings to explain possible deviation from Λ CDM behaviour. We use different observational data to constrain the model and show that a small but non zero contribution from the string network is allowed by the observational data which can result in a reasonable departure from Λ CDM evolution. But by calculating the Bayesian Evidence, we show that the present data still strongly favour the concordance Λ CDM model irrespective of the choice of the prior.

Keywords: Dark Energy, Cosmic Strings, SnIa, CMB, BAO.

1. Introduction

One of the greatest mysteries in cosmology today is the nature of dark energy in the Universe. According to the concordance cosmology, this makes up around 70% of the total energy density of the universe and causes the universe to accelerate around the present epoch [1]. Yet, there is no strong theoretical as well as observational indication to pin point the nature of this dark component. In fact we still do not know whether the mysterious late time acceleration is due to the presence of dark energy or due to any modification of gravitational laws on large scales.

Nevertheless, majority of the observational data [2, 3, 5, 4] support the concordance Λ CDM model as a possible explanation for the late time acceleration. In this model, the presence of the cosmological constant (Λ) poses two serious problems. First one is related to the fine tuning of the value of Λ to a ridiculously small number ($\sim 10^{-120} M_{pl}^4$ in natural units) necessary for the present day cosmic acceleration. The other one is related to its dominance over the matter component of the universe precisely at the present epoch. Any small departure from these two conditions will result in a cosmological evolution that is different from the observable Universe.

Email addresses: sumit@ctp-jamia.res.in (Sumit Kumar), akhilesh@hri.res.in (Akhilesh Nautiyal), aasen@jmi.ac.in (Anjan A Sen)

These conceptual problems dilute the superiority, the Λ CDM model enjoys over other dark energy models as far as observational results are concerned.

Interestingly, current observational data also allow deviation from the Λ CDM behaviour. Dark energy models with $w_{de} = \frac{p_{de}}{\rho_{de}} \neq -1$ are also allowed by current observations [2, 3, 5, 4]. Although the allowed deviation from $w_{de} = -1$ is not large, but it is still detectable at the precision levels of current and future observational set ups. Hence efforts are on to construct models that can explain this deviation. Almost all the approaches for this purpose, assume that Λ is exactly zero in our universe, and an evolving dark energy is solely responsible for the late time acceleration of the universe. This includes possibilities like quintessence [6], k-essence [7], an arbitrary barotropic fluid like Chaplygin gas or its various generalization and many more [8]. All these models are generally phenomenological without any strong theoretical motivations and they also burden us with the challenge of explaining several other model parameters.

The other option is to assume the existence of a small but non-zero Λ as in Λ CDM model but also to consider some extra component to explain the observed deviation from Λ CDM behaviour [9]. This may be motivated by the fact that string-landscape model may explain the existence of a small but non zero Λ in our present universe [11]. But it is important to have well motivated candidate that can explain the deviation from Λ CDM; otherwise this approach will have the same shortcomings which are present in standard dark energy models mentioned above.

In this study, we propose one such model. There are models where dark energy is assumed to be a perfect fluid having equation of state $w = \frac{p}{\rho} < 0$. But one major problem for such models is due to its sound velocity $c_s^2 = w < 0$ which causes instabilities on the small scales. It was then proposed to include rigidity in the fluid to make it an elastic solid [12]. In this case, if the rigidity is sufficiently large, $c_s^2 > 0$ even if $w < 0$.

2. Λ CDM plus Cosmic Strings

A solid perfect fluid can arise in different theories. One such possibility is the network of cosmic strings [13, 15, 16]. These are topological defects that are predicted to be formed during the phase transitions in the early universe. Cosmologically they are interesting because if such string configurations are allowed in any particle physics models, they will eventually form string network and may survive till today. Hence detecting these cosmic strings can give us important clues about physics at very high energy scales. If they exist, they can have effects on CMB anisotropies [17], early reionizations [18], gravitational waves [19] as well as in cosmological 21 cm observations [20]. One can put observational bound on the gravitational interaction of these strings through dimensionless quantity $G\mu$ where G is Newton's constant and μ is the tension of the string. The latest bound on this parameter as provided by the Planck measurement [21] is $G\mu < 1.5 \times 10^{-7}$.

If these strings are produced during the phase transition at the electroweak scale, they can be very light. But there can be many such strings and their combined energy density can be finite. One interesting feature in the evolution of string network is the intercommutation. Through this process long strings can be cut into smaller strings as well as in loops which evaporate into gravitational waves. At the end of this intercommutation, the string network approaches a scaling regime where the string energy density exactly scales as a^{-3} in the matter dominated era or a^{-4} in the radiation dominated era. This has been shown in the numerical simulations [22]. In such a scenario, strings can never accelerate the universe.

On contrary, if the strings do not intercommute or pass through each other, then the network can be frozen in comoving coordinates. These are called frustrated network of strings. Such network of strings will have the equation of state $w = -1/3$ and hence their energy density will go as $\rho_s \sim a^{-2}$. A phase transition around few TeV and a string separation today of the order of few A.U. will result Ω_s today in the range of 0 and 1[13]. So a Universe containing frustrated network of cosmic strings may result in a possible deviation from Λ CDM model. We shall show in our subsequent study that a small but non zero contribution from this string network can be sufficient for this purpose. We should also mention that although the existence of these strings networks in cosmological scales are still not confirmed, they can be seen in the condensed matter systems like biaxial nematic liquid crystals [23].

Obviously the question is whether in any reasonable particle physics model, we get a frustrated network of strings. Usually the equation of state of a cosmic string network is related to its root-mean squared (rms) velocity as [14]

$$w_s = \frac{1}{3}(2v_s^2 - 1). \quad (1)$$

As we have discussed in the previous paragraphs, for a frustrated network of cosmic strings $w_s = -1/3$. This can be achieved under the limit $v_s \rightarrow 0$. It was shown by several numerical simulations that abelian string networks intercommute and give rise to scaling solution without frustration [24]. But later on it was shown that in non-abelian string network, intercommutation may be prevented due to topological constraints and stable frustrated network of strings may form [13]. More recent numerical simulations show that in the string dominated universe $v_s^2 \leq 0.17$ [25, 26] and can never be exactly zero for nonintercommutating strings. In this case, the string network can never be conformally stretched to the Hubble scale preventing them to frustrate. This can only be achieved if one includes some additional frustration mechanisms to keep the velocity small. This has been discussed by Sousa and Avelino [27]. Presence of a massive junction [28] or a conserved charge [29] can result such frustration. But for this the energy density of background matter (radiation or dust) should also dominate over the cosmic string energy density (that includes the contribution from the frustration mechanism) and hence this string network alone can never accelerate the Universe [26].

Henceforth, we shall abandon the idea of frustration and consider scenarios that are more similar to the numerical simulations on string networks (we should rely on this simulations till we detect cosmic strings). In other words, we shall assume the form for w_s as described by equation (1) and also consider non zero v_s with $v_s^2 \sim 0.17$ [25]. We should stress that in the absence of any actual observational knowledge for string network, this may be a reasonable assumption.

In this scenario, we want to see whether a small contribution from such a cosmic string network is allowed by the observational data, that can result observable deviation from the concordance Λ CDM model.

There is also another simple way that can give a string-like term ($\rho_s \sim a^{-2}$) in the Hubble equation. A fluid with a constant negative pressure ($p = -p_0$, with p_0 being a positive constant) behaves like a Λ CDM model. This can be easily seen by putting the constant p in the energy conservation equation $\dot{\rho} + 3H(\rho + p) = 0$ and then integrate it out to obtain the expression for ρ . Let us write the small deviation from the Λ CDM behaviour around present day ($z = 0$) by Taylor expanding around this constant p behaviour:

$$p = -p_0 + p_1 z + p_2 z^2, \quad (2)$$

where we keep terms upto second order in z . p_1 and p_2 are related to $\frac{dp}{dz}|_{z=0}$ and $\frac{d^2p}{dz^2}|_{z=0}$ respectively. With this one can integrate the energy conservation equation to get the expression for energy density and pressure as a function of scale factor:

$$\begin{aligned} \rho(a) &= (p_0 + p_1 - p_2) + \frac{c}{a^3} - \frac{3}{2} \frac{p_1 - 2p_2}{a} - \frac{3p_2}{a^2} \\ p(a) &= -(p_0 + p_1 - p_2) + \frac{p_1 - 2p_2}{a} + \frac{p_2}{a^2}. \end{aligned} \quad (3)$$

Here c is an arbitrary integration constant. For the choice $p_1 = 2p_2$ and $p_2 < 0$, these gives a mixture of fluids containing Λ , matter and a frustrated network of cosmic strings. Obviously this particular choice of relation between p_1 and p_2 has no underlying theoretical reason, but depicts a simple way of attaining a string-like equation of state in the FRW Universe.

Hereafter we consider a mixture of fluids consisting a dust like matter (with $p = 0$), a cosmological constant ($p = -\rho$) and a string network with equation of state given by equation (1) and discuss its various cosmological implications. We start with the Einstein equations:

$$\begin{aligned} \frac{H^2}{H_0^2} &= \Omega_{m0} a^{-3} + \Omega_\Lambda + \Omega_{s0} a^{-3(1+w_s)} \\ 2\dot{H} + 3H^2 &= -3H_0^2 [w_s \Omega_{s0} a^{-3(1+w_s)} - \Omega_\Lambda] \end{aligned} \quad (4)$$

Here subscript "0" means values at present ($z = 0, a_0 = 1$), w_s is the equation of state for the network of strings. Flatness condition demands that $\Omega_{m0} + \Omega_\Lambda + \Omega_{s0} = 1$; hence two of these parameters are independent. Henceforth we shall consider Ω_{m0} and Ω_{s0} .

The equation of state for the combined dark energy fluid (Λ +Cosmic String) is now given by

$$w_{de} = \frac{\Omega_{m0} + \Omega_{s0} - 1 + \frac{1}{3}(2v_s^2 - 1)\Omega_{s0}a^{-2(1+v_s^2)}}{1 - \Omega_{m0} - \Omega_{s0} + \Omega_{s0}a^{-2(1+v_s^2)}}. \quad (5)$$

Later, we reconstruct this dark energy equation of state, w_{de} , to see how much deviation from $w = -1$ is allowed by the current cosmological observations.

3. Observational Constraint

With this dark energy set up, we use the present observational data to constrain our model. We begin by considering the Type Ia Supernovae observation which probes directly the cosmological expansion. These observations measure the apparent luminosity of the Supernova explosion as observed by an observer on earth. In cosmological terms, this is given by luminosity distance $d_L(z)$ defined as

$$d_L(z) = (1+z) \int_0^z \frac{dz'}{H(z')} \quad (6)$$

Using this, we evaluate the distance modulus μ (which is an observable quantity) as

$$\mu = m - M = 5 \log \frac{d_L}{Mpc} + 25, \quad (7)$$

where m and M are the apparent and absolute magnitudes of the Supernovae respectively. We consider the latest Union2.1 data compilation [3] consisting of 580 data points for the observable μ .

Next, we use the observational constraints on Hubble parameter as available in the literature. Recently Moresco et al. [31] have compiled the Hubble parameter measurements in the redshift range $0 < z < 1.75$ using the differential evolution of the cosmic chronometers. They have built a sample of 18 observational data point for $H(z)$ spanning almost 10 Gyr of cosmic evolution. These values are given in Table 1. To complete the data set, we also use the latest and the most precise measurement of the Hubble constant H_0 [5].

Next, we use the combined BAO/CMB constraints as derived recently by Giostri et al. [37]. For this, one starts defining the comoving sound horizon at the decoupling as:

z	$H(z)$	$\sigma_{H(z)}$	Ref.
0.090	69	12	[32]
0.170	83	8	[32]
0.179	75	4	[31]
0.199	75	5	[31]
0.270	77	14	[32]
0.352	83	14	[31]
0.400	95	17	[32]
0.480	97	62	[33]
0.593	104	13	[31]
0.680	92	8	[31]
0.781	105	12	[31]
0.875	125	17	[31]
0.880	90	40	[33]
1.037	154	20	[31]
1.300	168	17	[32]
1.430	177	18	[32]
1.530	140	14	[32]
1.750	202	40	[32]

Table 1: $H(z)$ measurements (in units $[\text{km s}^{-1}\text{Mpc}^{-1}]$) and their errors.

$$r_s(z_*) = \frac{1}{\sqrt{3}} \int_0^{1/(1+z_*)} \frac{da}{a^2 H(a) \sqrt{1 + (3\Omega_{b0}/4\Omega_{\gamma 0})a}}, \quad (8)$$

where $\Omega_{\gamma 0}$ and Ω_{b0} are the photon and baryon density parameter respectively at present ($z = 0$) and we have assumed $c = 1$. Here z_* is the redshift at decoupling and is accurately given by the formula as obtained in [38]. We also put $z_* = 1091$ [35]. The other important quantity is the redshift of the drag epoch ($z_d \approx 1020$), when the photon pressure can no longer support the gravitational instability of the baryons.

Next we define the "acoustic scale":

$$l_A = \pi \frac{d_A(z_*)}{r_s(z_*)}, \quad (9)$$

where $d_A(z_*) = \int_0^{z_*} dz'/H(z')$ is the comoving angular-diameter distance. One can also define the "dilation scale" as introduced in [4]:

$$D_V(z) := [d_A^2(z)z/H(z)]^{1/3}. \quad (10)$$

The 6dF Galaxy Survey and more recently, the WiggleZ team [36] measured this quantity at 0.106, $z = 0.44$, $z = 0.60$ and $z = 0.73$. Percival et al. [39] also measured the quantity $\frac{r_s(z_d)}{D_V(z)}$ at $z = 0.2$ and $z = 0.35$. Combining these measurements with the WMAP-7 measurement of l_a [35], one can obtain the combined measurement of BAO/CMB for the quantity $\left(\frac{d_A(z_*)}{D_V(z_{BAO})}\right)$. This has been given in [37]. From this one can obtain

$$\chi_{BAO/CMB}^2 = \mathbf{X}^t \mathbf{C}^{-1} \mathbf{X}, \quad (11)$$

where

$$\mathbf{X} = \begin{pmatrix} \frac{d_A(z_*)}{D_V(0.106)} - 30.95 \\ \frac{d_A(z_*)}{D_V(0.2)} - 17.55 \\ \frac{d_A(z_*)}{D_V(0.35)} - 10.11 \\ \frac{d_A(z_*)}{D_V(0.44)} - 8.44 \\ \frac{d_A(z_*)}{D_V(0.6)} - 6.69 \\ \frac{d_A(z_*)}{D_V(0.73)} - 5.45 \end{pmatrix} \quad (12)$$

and

$$\mathbf{C}^{-1} = \begin{pmatrix} 0.48435 & -0.101383 & -0.164945 & -0.0305703 & -0.097874 & -0.106738 \\ -0.101383 & 3.2882 & -2.45497 & -0.0787898 & -0.252254 & -0.2751 \\ -0.164945 & -2.45497 & 9.55916 & -0.128187 & -0.410404 & -0.447574 \\ -0.0305703 & -0.0787898 & -0.128187 & 2.78728 & -2.75632 & 1.16437 \\ -0.097874 & -0.252254 & -0.410404 & -2.75632 & 14.9245 & -7.32441 \\ -0.106738 & -0.2751 & -0.447574 & 1.16437 & -7.32441 & 14.5022 \end{pmatrix} \quad (13)$$

We refer to [36, 37, 39] for detail derivation.

Recently the Planck Collaboration [21] has measured the anisotropy in the Cosmic Microwave Background Radiation (CMBR) with unprecedented accuracy. The parameter Ω_{m0} has been measured very accurately by Planck and is given by $\Omega_{m0} = 0.315_{-0.018}^{0.016}$ [21]. We shall use this as a prior (we call it Planck Prior) in our subsequent calculation. We shall also use a flat prior for Ω_{m0} between 0.22 and 0.38 and compare the results. For other parameter, Ω_{s0} , we assume a

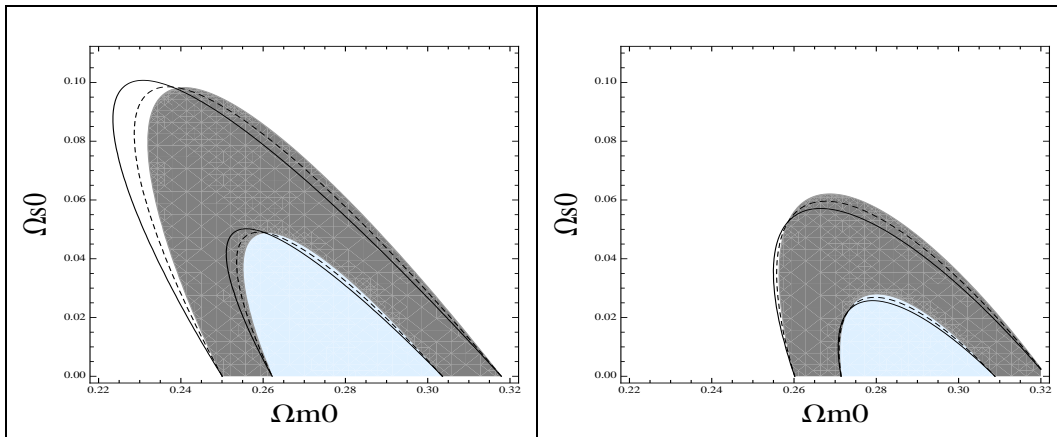


Figure 1: The 1σ and 2σ contour regions in the $\Omega_{m0} - \Omega_{s0}$ plane. The left figure is for flat prior on Ω_{m0} and the right figure is for Planck prior on Ω_{m0} (see text). The shaded contour is for $v_s = 0.4$ while the dashed and solid contours are for $v_s = 0.45, 0.5$ respectively. In each case the inner contour is for 1σ and outer contour is for 2σ confidence level.

flat prior between 0 and 0.4. As we have mentioned before, we choose a string configuration for which $v_s^2 \sim 0.17$. We hence choose three values for v_s e.g. $v_s = 0.4, 0.45, 0.5$ which corresponds to $w_s \sim -0.23, -0.2$ and -0.17 respectively.

With these three sets of observational data, we construct the joint likelihood for our model as:

$$-2\log\mathcal{L} = -2\text{Log}(\mathcal{L}_{sn} \times \mathcal{L}_{bao} \times \mathcal{L}_{hub}) \quad (14)$$

Subsequently we constrain our model parameters using this likelihood function. We calculate the confidence contours in the $\Omega_{m0} - \Omega_{s0}$ plane for the different values of v_s mentioned above both with Planck as well as flat prior for Ω_{m0} . Also knowing the errors for Ω_{m0} and Ω_{s0} , we use equation (5) to calculate the equation of state for the dark energy w_{de} using the standard technique of error propagation [40]. The results are shown in Figures 1.

One can see from this figure that with Planck prior on Ω_{m0} , the allowed value for Ω_{s0} is smaller than in the case with flat prior on Ω_{m0} . Also the sensitivity on different values for v_s is higher for the flat prior case in comparison to the case with Planck prior. For flat prior on Ω_{m0} , the allowed value for string contribution increases with increasing v_s , whereas for the Planck prior opposite happens although with lesser sensitivity. Also the maximum contribution from the string network can be less than 10 percent for flat prior on Ω_{m0} and less than 6 percent in case of Planck prior on Ω_{m0} . Hence the contribution from the string network is always very

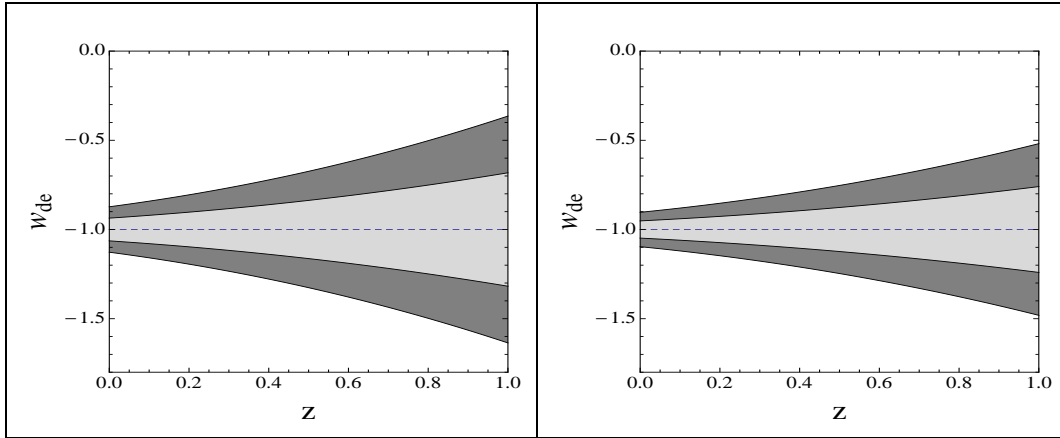


Figure 2: The reconstructed w_{de} behaviour as a function of redshift for $v_s = 0.4$. The dashed line is the best fit behaviour. The light grey region is for 1σ confidence level and the dark grey region is for 2σ confidence level. The left one is with flat Prior and the right is for Planck prior on Ω_{m0} (see text).

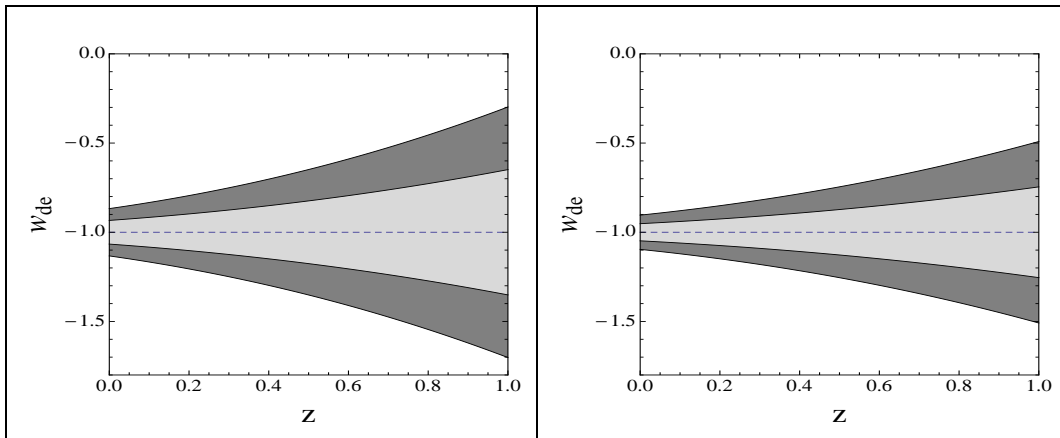


Figure 3: The reconstructed w_{de} behaviour as a function of redshift for $v_s = 0.45$. The dashed line is the best fit behaviour. The light grey region is for 1σ confidence level and the dark grey region is for 2σ confidence level. The left one is with flat Prior and the right is for Planck prior on Ω_{m0} (see text).

small compared to the matter or dark energy components.

Next we study whether such small contribution from string network can produce appreciable deviation from Λ CDM model. For that, we reconstruct the effective dark energy equation of state w_{de} given by equation (5). The results are shown in figure 2, figure 3 and figure 4. The results shows that with flat prior on Ω_{m0} , one can have a larger deviation from cosmological constant compared to the case with Planck prior on Ω_{m0} . The variation from cosmological constant increases slightly with increasing values for v_s for both Planck prior and flat prior case. For 2σ confidence limit, the present day value for w_{de0} can vary between -1.09 to -0.9 for Planck prior case and between -1.14 and -0.86 in case of flat prior. It is clear from these results, that even with a tiny contribution from the cosmic string network, there can be reasonable deviation from the cosmological constant that is allowed by the observational data.

To summarise, the current observational data is fully consistent with the presence of a small but non zero contribution from cosmic string networks. This small contribution is enough to produce appreciable change in the behaviour of dark energy equation of state w_{de} at present ($z = 0$) as well as in the earlier times ($z > 0$).

With these results, we next study whether our model is preferred over a concordance Λ CDM model. For this we calculate the Bayesian Evidence which is defined as [41]

$$E = \int \mathcal{L}(\theta)P(\theta)d\theta, \quad (15)$$

where θ represents the set of model parameters, \mathcal{L} represents the Likelihood function and $P(\theta)$ is the prior probability distribution for parameter θ . According to Jeffrey's interpretation [42], if $\Delta \ln E$ between 1 and 2.5, it is a significant evidence for a model with higher E while the same between 2.5 and 5 is a strong to very strong evidence. If $\Delta \ln E$ is more than 5, the model with higher E is decisively favoured.

To compare the evidence of our model with Λ CDM, we calculate the difference in evidence:

$$\Delta \ln E = \ln E_{\Lambda} - \ln E_{cs} \quad (16)$$

The results are shown in Table 1. From this one can conclude that although in our model a large deviation from the cosmological constant is allowed by the observational data (see figures 2,3,4), a concordance Λ CDM model is still preferred strongly over a $\Lambda +$ cosmic string model by the current observational data.

4. Conclusion

Cosmological observations have now confirmed the late time acceleration of the Universe. The challenge is to explain the source of this acceleration. Although a concordance Λ CDM model is

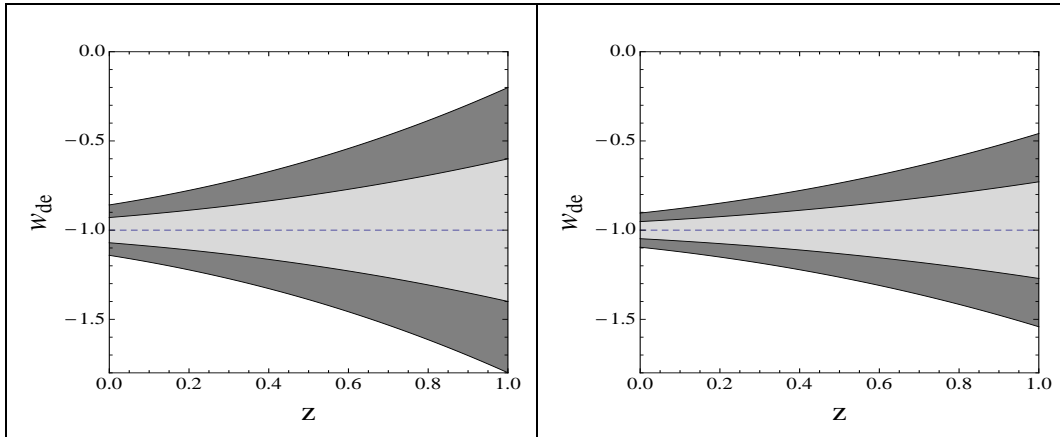


Figure 4: The reconstructed w_{de} behaviour as a function of redshift for $v_s = 0.5$. The dashed line is the best fit behaviour. The light grey region is for 1σ confidence level and the dark grey region is for 2σ confidence level. The left one is with flat Prior and the right is for Planck prior on Ω_{m0} (see text).

v_s	$\Delta \ln E$ (Planck Prior)	$\Delta \ln E$ (flat Prior)
0.4	2.4	2.35
0.45	2.45	2.35
0.5	2.5	2.33

Table 2: Difference of Bayesian evidence: $\Delta \ln E = \ln(E_\Lambda) - \ln(E_{cs})$

consistent with different observational results, a small deviation from this Λ CDM behaviour is also allowed. Moreover recent results also show that there may be some inconsistencies between different observational results if one assumes Λ CDM as the correct cosmological model [43]. This motivates people to consider scenarios slightly different from an exact Λ CDM behaviour.

In most of these scenarios, one assumes the Λ term to be exactly zero and introduces dynamical scalar fields that can give rise to late time acceleration of the universe. All these models are phenomenological in nature and lacks theoretical understanding (See [44] for recent attempt to build a quintessence model in string theory). They not only inherit the problems present in the concordance Λ CDM model, but also burden us with a number of extra parameters which also have to be fine tuned. We should also stress the fact that except the recently discovered Higgs field in Large Hadron Collider (LHC) [45], no other scalar field has been detected so far that can explain this late time acceleration.

This motivates us to look for alternative approaches that may explain the deviation from the

Λ CDM evolution. Formation of cosmic string network is possible during phase transitions in the early Universe. Although, on cosmological scales, we have not detected these strings so far, but they are more commonly observed in condensed matter systems in the laboratory. Keeping this in mind, we propose a cosmological model where a small contribution from cosmic strings network is present in the energy budget of the Universe together with the cosmological constant and other usual matter components. One can consider this network of strings as a perfect gas [14] and express the overall equation of state w_s as a function of its average velocity v_s . Numerical simulations suggest that this average velocity can not be exactly zero but is constrained to be $v_s^2 \sim 0.17$.

We show that such a model is completely consistent with current observational data. We put constraint on the model parameters like Ω_{s0} and Ω_{m0} . Subsequently calculating Bayesian Evidence, we show that statistically data still prefer strongly a model with simple cosmological constant and this result does not change much with the choice of prior.

To conclude, if the deviation from the Λ CDM evolution is indeed confirmed, cosmological constant with a small contribution from cosmic string network may explain such deviation. At the theoretical level, we believe this set up has similar appeal as in scalar field models as both can arise in reasonable particle physics set up though neither has been detected so far. But given the fact that cosmic strings formation has been observed in condensed matter system, and numerical simulations on the dynamics of string networks on cosmological scales have revealed a lot about their properties, if detected, they may be a good alternative to scalar field dark energy models.

5. Acknowledgement

The author SK is funded by the University Grants Commission, Govt.of India through the Junior Research Fellowship. The author AAS acknowledges the funding from SERC, Dept. of Science and Technology, Govt of India through the research project SR/S2/HEP-43/2009. Part of the numerical computations were performed using the Cluster computing facility at the Harish-Chandra Research Institute,Allahabad, India (<http://cluster.hri.res.in/index.html>).

References

- [1] E. J. Copeland, M. Sami and S. Tsujikawa, *Int. J. Mod. Phys. D* **15**, 1753 (2006); Miao Li, Xiao-Dong Li, Shuang Wang, arXiv:1103.5870; V. Sahni and A. A. Starobinsky, *Int. J. Mod. Phys. D* **9**, 373 (2000); S. M. Carroll, *Living Rev. Rel.* **4**, 1 (2001); P. J. E. Peebles and B. Ratra, *Rev. Mod. Phys.* **75**, 559 (2003); T. Padmanabhan, *Phys. Rept.* **380**, 235 (2003).

- [2] A. G. Riess, et al., *Astron. J.* **116**, 1103, (1998); A. G. Riess, et al., *Astrophys. J.*, **607**, 665, (2004); S. Perlmutter, et al., *Astrophys. J.*, **517**, 565, (1999); J.L. Tonry, et al., *Astrophys. J.*, **594**, 1, (2003); R. A. Knop, et al., *Astrophys. J.*, **598**, 102, (2003); R. Amanullah, et al., *Astrophys. J.*, **716**, 712, (2010).
- [3] N. Suzuki et al., *Astrophysics J.* **746**, 85 (2012).
- [4] D. Eisenstein, *Astrophys. J.*, **633**, 560 (2005).
- [5] E. Komatsu et al., *Astrophys. J. Suppl.* **192**, 18 (2011).
- [6] B. Ratra and P.J.E. Peebles, *Phys. Rev. D*, **37**, 3406 (1988); M.S. Turner and M. White, *Phys. Rev. D*, **56**, R4439 (1997) R.R. Caldwell, R. Dave, and P.J. Steinhardt, *Phys. Rev. Lett.* **80**, 1582 (1998); A.R. Liddle and R.J. Scherrer, *Phys. Rev. D*, **59**, 023509 (1999); P.J. Steinhardt, L. Wang, and I. Zlatev, *Phys. Rev. D*, **59**, 123504 (1999); R. J. Scherrer and A. A. Sen, *Phys. Rev. D*, **77**, 083515 (2008)
- [7] C. Armendariz-Picon, T. Damour, and V. Mukhanov, *Phys. Lett. B* **458**, 209 (1999); J. Garriga and V.F. Mukhanov, *Phys. Lett. B* **458**, 219 (1999); T. Chiba, T. Okabe, M. Yamaguchi, *Phys. Rev. D*, **62**, 023511 (2000); C. Armendariz-Picon, V. Mukhanov, and P.J. Steinhardt, *Phys. Rev. Lett.* **85**, 4438 (2000); C. Armendariz-Picon, V. Mukhanov, and P.J. Steinhardt, *Phys. Rev. D*, **63**, 103510 (2001); T. Chiba, *Phys. Rev. D*, **66**, 063514 (2002); L.P. Chimento and A. Feinstein, *Mod. Phys. Lett. A* **19**, 761 (2004); L.P. Chimento, *Phys. Rev. D*, **69**, 123517 (2004); R.J. Scherrer, *Phys. Rev. Lett.* **93**, 011301 (2004); A. A. Sen, *JCAP*, **0603**, 010, (2006).
- [8] A.Y. Kamenshchik, U. Moschella, and V. Pasquier, *Phys. Lett. B* **511**, 265 (2001); N. Bilic, G.B. Tupper, and R.D. Viollier, *Phys. Lett. B* **535**, 17 (2002); M.C. Bento, O. Bertolami, and A.A. Sen, *Phys. Rev. D*, **66**, 043507 (2002); A. Dev, J.S. Alcaniz, and D. Jain, *Phys. Rev. D*, **67**, 023515 (2003); V. Gorini, A. Kamenshchik and U. Moschella, *Phys. Rev. D*, **67**, 063509 (2003); R. Bean and O. Dore, *Phys. Rev. D*, **68**, 23515 (2003); T. Multamaki, M. Manera and E. Gaztañaga, *Phys. Rev. D*, **69**, 023004 (2004); A. A. Sen and R. J. Scherrer, *Phys. Rev. D*, **72**, 063511 (2005).
- [9] A. A. Sen, *Phys. Rev. D.*, **77**, 043508 (2008).
- [10] S. Weinberg, *Rev. Mod. Phys.*, **61**, 1 (2000); J. Polchinski, arXiv:hep-th/0603249.
- [11] R. Bousso, arXiv:hep-th/0610221.
- [12] M. Bucher and D. Spergel, *Phys. Rev. D* **60** (1999) 043505 [astro-ph/9812022v3]

- [13] D. Spergel and U. Pen, *Astrophys. J. Lett.*, **491**, L67 (1997).
- [14] E. W. Kolb and M. S. Turner, *The Early universe*, Addison-Wesley, Redwood City, USA, (1990).
- [15] P. McGraw, *Phys. Rev. D*, **57**, 3317 (1998).
- [16] A. Vilenkin, *Phys. Rev. Lett.*, **53**, 1016, (1984).
- [17] N. Kaiser and A. Stebbins, *Nature*, **310**, 391 (1984); U. Seljak, U. L. Pen and N. Turok, *Phys. Rev. Lett.*, **79**, 1615 (1997); C. Ringeval and F. R. Bouchet, *Phys. Rev. D*, **86**, 023513 (2012); C. Dvorkin, M. Wyman and W. Hu, *Phys. Rev. D*, **84**, 123519 (2011).
- [18] P. P. Avelino, and A. R. Liddle, *MNRAS*, **348**, 105 (2004); K. D. Olum and A. Vilenkin, *Phys. Rev. D*, **74**, 063516 (2006);
- [19] T. Vachaspati and A. Vilenkin, *Phys. Rev. D*, **31**, 3052 (1985); T. Damour and A. Vilenkin, *Phys. Rev. D*, **71**, 063510 (2005); S. A. Sanidas, R. Battye and B. W. Stappers, *Phys. Rev. D*, **85**, 122003 (2012); P. Binetruy, A. Bohe, C. Caprini and J. F. Dufaux, *JCAP*, **1206**, 027 (2012)
- [20] R. Khatri and B. D. Wandelt, *Phys. Rev. D*, **100**, 091302 (2008); O. F. Hernandez and R. H. Brandenberger, *JCAP*, **1207**, 032 (2012); H. Tashiro, arXiv:1305.4779 [astro-ph.CO]
- [21] P. A. R. Ade et al, *Planck Collaboration*, arXiv:1303.5077 [astro-ph.CO].
- [22] B. Allen and E. P. S. Shellard, *Phys. Rev. D*, **64**, 119 (1990); D. P. Bennett and F. R. Bouchet, *Phys. Rev. D*, **41**, 2408 (1990); J. J. Blanco-Pillado, K. D. Olum and B. Shlaer, *Phys. Rev. D*, **83**, 083514 (2011).
- [23] T. De'Neve, M. Kleman and P. Navard, *J. Phys. II (France)*, **2**, 187, (1987).
- [24] T. Vachaspati and A. Vilenkin, *Phys. Rev. D* **35**, 1131, (1987).
- [25] C. J. A. P. Martins, *Phys. Rev. D*, **70**, 107302 (2004).
- [26] P. P. Avelino et al., *Phys. Rev. D* **73**, 123519 (2006).
- [27] L. Sousa and P. P. Avelino, *Phys. Rev. D*, **84**, 063502 (2011).
- [28] L. Sousa and P. P. Avelino, arXiv:0911.3902 [astro-ph.CO].
- [29] R. A. Battye, J. A. Pearson, *Phys. Rev. D*, **82**, 125001 (2010).

- [30] R. A. Battye and A. Moss, JCAP **0506** 001, (2005).
- [31] M. Moresco, L. Verde, L. Pozzetti, R. Jimenez, A. Cimatti, arXiv:**1201.6658**.
- [32] J. Simon, L. Verde, R. Jimenez, Phys. Rev. D, **71**, 123001 (2005).
- [33] D. Stern, R. Jimenez, L. Verde et al., JCAP, **02**, 008 (2010).
- [34] A. G. Riess, L. Macri, S. Casertano et al., Astrophys. J, **730**, 119, (2011).
- [35] N. Jarosik et al., Astrophys. J. Suppl. **192**, 14 (2011).
- [36] C. Blake et al., Mon. Not. Roy. Astron. Soc., **418**, 1707 (2011).
- [37] R. Giotri, M. V dos Santos, I. Waga, R. R. R. Reis, M. O. Calvao, B. L. Lago JCAP, **1203**, 027 (2012).
- [38] W. Hu and N. Sugiyama, Astrophys. J., **471**, 542 (1996).
- [39] W. J. Percival et al., Mon. Not. Roy. Astron. Soc., **401**, 2148 (2010).
- [40] P. Gregory, Bayesian Logical Data Analysis for the Physical Sciences, Cambridge University Press, Cambridge (2006).
- [41] A. R. Liddle, P. Mukherjee and D. Parkinson, Astron. Geophys. **47**, 4.30, (2006).
- [42] H. Jeffreys, Theory of Probability, 3rd Edition, Oxford Univ. Press. Oxford (1998).
- [43] L. Verde, P. Protopapas and R. Jimenez, arXiv:1306.6766 [astro-ph.CO].
- [44] S. Panda, Y. Sumitomo and S. Trivedi, Phys. Rev. D, **83**, 083506 (2011).
- [45] The ATLAS Collaboration, Phys. Lett. B, **716**, 1 (2012); The CMS Collaboration, Phys. Lett. B, **716**, 30 (2012).