

Deep Hard X-ray Survey of the Large Magellanic Cloud

S. A. Grebenev^{1*}, A. A. Lutovinov¹, S. S. Tsygankov^{2,3,1}, I. A. Mereminskiy¹

¹Space Research Institute, Russian Academy of Sciences, Profsoyuznaya 84/32, Moscow 117997, Russia

²Finnish Centre for Astronomy with ESO (FINCA), University of Turku, Väisäläntie 20, FI-21500 Piikkiö, Finland

³Astronomy Division, Department of Physics, FI-90014 University of Oulu, Finland

Accepted Received

ABSTRACT

Results of the deep survey of the Large Magellanic Cloud (LMC), performed with the *INTEGRAL* observatory, are presented. The long exposure (~ 7 Ms) allowed us to detect twenty one sources in this sky region: ten belonging to the LMC itself (7 HMXBs, 2 PSRs, 1 LMXB), six of extragalactic origin and three belonging to other galaxies from the Local Group — the Milky Way (2 sources) and Small Magellanic Cloud (1 source). Four new hard X-ray sources of these 21 ones were discovered during the survey in addition to IGR J05414-6858 reported earlier; two of them were identified with extragalactic objects. We report also for the first time the detection of a hard X-ray emission from the Crab-like pulsar PSR J0537-6910 and identification of the hard X-ray source IGR J05305-6559 with the high-mass X-ray binary EXO 053109-6609.

Key words: Surveys – X-ray:general – (galaxies:) Magellanic Clouds

1 INTRODUCTION

All-sky surveys recently carried out in hard (> 15 keV) X-rays by the *INTEGRAL* and *Swift* observatories have led to the discovery of hundreds new sources that enlarged the total number of hard X-ray objects known on the sky by several times (e.g. Krivonos et al. 2010a; Bird et al. 2010; Krivonos et al. 2012; Baumgartner et al. 2010; Cusumano et al. 2010). These observatories working quasi-simultaneously (*INTEGRAL* — since the end of 2002, *Swift* — since the end of 2004) are well supplementing each other: *Swift* has more uniform coverage of the sky, but *INTEGRAL* has an advantage in observations of the most crowded fields similar to the Galactic Centre and Galactic plane. During about 10 years of operation *INTEGRAL* also deeply observed a number of selected sky fields such as the ones around 3C273, M82, Vela and few more.

The Large Magellanic Cloud has been observed with *INTEGRAL* many times in 2003–2004 and 2010–2012. The primary goal of these observations was searching for lines of the direct-escape emission from the radioactive decay of ^{44}Ti in the remnant of Supernova 1987A (Grebenev et al. 2012). The achieved long exposure allowed us to study for the first time this nearby galaxy with an unprecedented sensitivity in hard X-rays. Note that this exposure was accumulated mainly during last two years thus the data of observations used in this paper were not taken into account in the last revisions of the *INTEGRAL/IBIS/ISGRI* all-sky survey (e.g., Krivonos et al. 2010a; Bird et al. 2010).

In this paper we present sky images of the LMC in hard (20–60 keV) and standard (3–20 keV) X-ray energy bands and the catalogue of all detected sources, including four newly discovered ones. Also, we present broadband (3–100 keV) spectra of eight bright X-ray binaries located in this region (for some of them such spectra are reported here for the first time). The statistical study of the population of high-mass X-ray binaries (HMXBs) in the LMC and the active galactic nuclei (AGNs) detected in this direction is published elsewhere (Lutovinov et al. 2012).

2 OBSERVATIONS AND DATA ANALYSIS

In this work we used the data obtained with the *JEM-X* (Lund et al. 2003) and *IBIS/ISGRI* (Ubertini et al. 2003; Lebrun et al. 2003) telescopes aboard the *INTEGRAL* observatory (Winkler et al. 2003). The *IBIS* telescope has a relatively wide field of view ($\sim 29^\circ \times 29^\circ$ at zero response, $9^\circ \times 9^\circ$ fully coded field) and moderate (12' FWHM) angular resolution, that in combination with the high sensitivity in the 20–60 keV band makes it to be the best instrument for deep surveys in hard X-rays. The *JEM-X* telescope has smaller field of view (13° in diameter at zero response), but slightly better angular resolution ($\sim 3'.5$). Due to these reasons it was used as the secondary instrument for the survey in order to extend it below 20 keV.

The total exposure for *INTEGRAL* observations of the LMC field reaches currently ~ 7 Ms (the dead time-corrected exposure of *IBIS/ISGRI* for the central part of the field is $\simeq 4.8$ Ms, for *JEM-X* the effective exposure is

* E-mail: grebenev@iki.rssi.ru

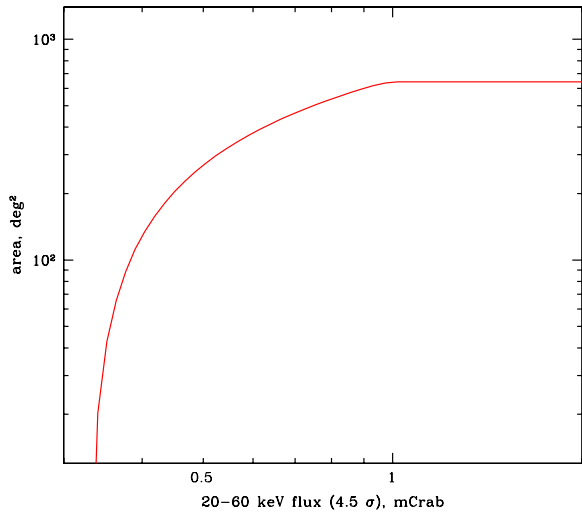


Figure 1. Sky area of the *IBIS/ISGRI* survey as a function of the limiting flux for the 4.5σ -source detection.

smaller $\simeq 1.8$ Ms due to its smaller field of view). Reduction of the *IBIS/ISGRI* data was carried out using the methods described by Krivonos et al. (2010b), reduction of the *JEM-X* data — with the standard *OSA* package version 9.0¹. Spectra of the detected sources were reconstructed by direct measurements of their fluxes in the images extracted in the narrow energy bands.

The sky area covered by the *IBIS/ISGRI* survey was effectively restricted to the region for which achieved sensitivity was better than 1 mCrab ($\simeq 1.2 \times 10^{-11}$ ergs cm⁻² s⁻¹) at the 4.5σ significance level in the 20–60 keV energy band. The angular size of this region is of about 640 deg². The survey area as a function of flux for sources with $S/N > 4.5$ is shown in Fig. 1. Note that the central part of the survey (with the area of ~ 240 deg²), where the LMC is located, has been covered with a sensitivity better than 0.5 mCrab in the same band.

One of the main purposes of this survey was searching for previously unknown sources. The detection threshold was estimated assuming Gaussian statistics for pixel values in the accumulated (mosaic) sky image of the LMC. The total area of the image is ~ 640 deg² and, taking the *IBIS* angular resolution into account, we gathered $\sim 1.6 \times 10^4$ independent pixels. With this assumption, the formal detection threshold at the signal-to-noise ratio $S/N = 4$ allows at most one false detection. However, the very deep *IBIS/ISGRI* mosaic images may be affected by a systematic noise or some artifacts caused by the imperfect sky reconstruction (Krivonos et al. 2010b). In spite of the absence of strong apparent systematic noise (see Fig. 2) we set a more conservative threshold $S/N = 4.5$, that diminishes the probability of the false detection by a factor more than 10.

To obtain an accurate localization of newly revealed hard X-ray sources we used data from the follow-up observations performed with the *XRT* telescope aboard the *Swift* observatory (Gehrels et al. 2004).

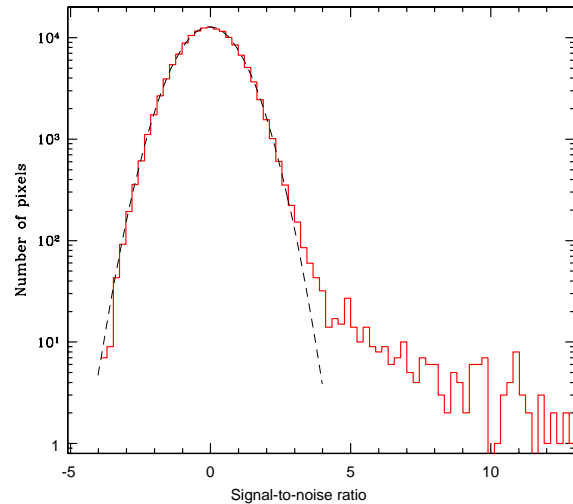


Figure 2. Signal-to-noise ratio distribution of pixels in the 20–60 keV image of the LMC (histogram). The dashed line represents the normal distribution with unit variance and zero mean.

3 SURVEY

The *IBIS/ISGRI* mosaic image of the LMC region in the 20–60 keV X-rays is shown in Fig. 3. The sources detected at the signal-to-noise ratio $S/N \gtrsim 4.5$ are listed in Table 1 (LMC X-3 is included in this table due to its confident detection with the *JEM-X* telescope). Because of the large field of view of the *IBIS* telescope the size of the sky region covered with the sensitivity better than 1 mCrab exceeds significantly that of the LMC itself (~ 640 deg² vs ~ 100 deg², see Fig. 3, cyan contour). Therefore there are a number of sources not related to the LMC among those significantly detected in Fig. 3 and listed in Table 1.

Below we discuss all the detected sources and their identifications.

Newly discovered sources

Four new hard X-ray sources with $S/N > 4.5$ were detected in the mosaic image. These sources are labeled in Table 1 by a letter ^a. Their coordinates were determined with *IBIS/ISGRI* as follows (epoch J2000, uncertainty of $\sim 4'$):

Name	R.A.	Dec.
IGR J04288-6702	04 ^h 28 ^m 48 ^s .2	-67°02' 24''
IGR J05048-7340	05 04 46.6	-73 40 01
IGR J05099-6913	05 09 56.6	-69 13 16
IGR J06354-7516	06 35 25.9	-75 16 55

To identify these sources and establish their nature we made an analysis of available data from X-ray observatories *ROSAT*, *XMM-Newton* and *Swift/XRT* and searched in different databases (*SIMBAD*, *NED*, etc.). Two of the new sources were identified with known extragalactic objects: IGR J06354-7516 — with the quasi-stellar object PKS 0637-752 located at redshift $z=0.653$, and IGR J05048-7340 — with the galaxy ESO 033-G011 at redshift $z=0.0148$.

The sky region around IGR J05099-6913 was observed many times with the *XRT* telescope of the *Swift* observatory (ObsID. 00030348, 00037825, 00038031, 00090245

¹ <http://isdc.unige.ch>




Figure 3. Mosaic image (S/N ratio map) of the LMC field obtained with *IBIS/ISGRI* in the 20–60 keV energy band in 2003–2012. The cyan contour restricts the area with the sensitivity better than 1 mCrab (for detection at 4.5σ). All the sources with $S/N > 4.5$ are labeled.

for a target "LMC Nova 2005", a total exposure is of ~ 48 ks). No source was detected at the significant level during these observations inside the *IBIS* error circle of IGR J05099-6913, including the Nova position. The nearest soft X-ray source has coordinates R.A. = $05^h 09^m 15^s.6$, Dec. = $-69^\circ 08' 07''$ (J2000, uncertainty $\simeq 4''$) and located $\sim 6'$ away from the *IBIS/ISGRI* position of IGR J05099-6913. It is unlikely, that this object is a soft X-ray counterpart of IGR J05099-6913 because of: 1) formally, the separation of $\sim 6'$ exceeds the uncertainty of the *IBIS/ISGRI* coordinates, 2) the *Swift/XRT* source is very soft (in particular, it is practically undetectable in the 6–10 keV energy band).

The source IGR J04288-6702 was observed by *Swift/XRT* with a total exposure of ~ 10 ks in October 2010 (ObsId. 00040907). Two faint soft X-ray sources with coordinates R.A. = $04^h 29^m 47^s.2$, Dec. = $-67^\circ 03' 21''$ and R.A. = $04^h 27^m 49^s.1$, Dec. = $-67^\circ 04' 36''$ (J2000, un-

certainties 4–5'') were detected at distances of $\sim 6'$ from the *IBIS/ISGRI* position. Based on these data and taking into account a large separation between sources positions it is difficult to make any conclusion about the nature of IGR J04288-6702. We can mention only that the intensity of the former *XRT* source is ~ 5 times larger than that of the latter one and both of them are confidently detected in the 6–10 keV band.

High-mass X-ray binaries

From 19 hard X-ray sources listed in Table 1 six ones are high-mass X-ray binaries (HMXBs), located in the LMC. Four of them (LMC X-4, LMC X-1, IGR J05007-7047 and IGR J05009-7044) were previously reported by Krivonos et al. (2010a); Bird et al. (2010). The type of SWIFT J0451.5-6949 was established after the discovery of X-ray pulsations with a period of $\simeq 187$ s in the source light

Table 1. The catalogue of sources detected with $S/N > 4.5$ during the *INTEGRAL* survey of the LMC field^a

Name	Significance ^b	Flux, mCrab		Type ^c , Other names
		20 – 60 keV	3 – 20 keV	
LMC X-4	266.1	21.04 ± 0.08	8.55 ± 0.08	HMXB
EXO 0748-676	39.5	6.88 ± 0.17		LMXB, MW
LMC X-1	25.8	1.98 ± 0.08	9.55 ± 0.07	HMXB, BH
IGR J05305-6559	23.2	1.84 ± 0.08	0.69 ± 0.08	HMXB, EXO 053109-6609
PSR 0540-69	22.0	1.68 ± 0.08	1.28 ± 0.07	PSR
IGR J06239-6052	11.1	1.33 ± 0.12		Sy2, $z=0.0405$, ESO 121-IG 028
SWIFT J0451.5-6949	14.9	1.22 ± 0.08	0.73 ± 0.09	HMXB
ESO 033-G002	11.7	1.14 ± 0.10	0.60 ± 0.16	Sy2, $z=0.0184$
IGR J06354-7516 ^d	8.7	0.87 ± 0.10		PKS 0637-752, $z=0.653$, SWIFT J0635.9-7515
IGR J05346-5759	6.2	0.87 ± 0.14		CV, MW
IGR J05007-7047	10.0	0.81 ± 0.08	0.46 ± 0.08	HMXB
IGR J05414-6858	8.0	0.61 ± 0.08		HMXB
IGR J03526-6830	4.8	0.56 ± 0.12		BL Lac, PKS 0352-686, IGR J03532-6829
SWIFT J0505.6-6736	6.4	0.50 ± 0.08		Galaxy, 2MASX J05052442-6734358
LMC X-2	6.1	0.49 ± 0.08	16.90 ± 0.09	LMXB
IGR J04288-6702 ^d	5.3	0.49 ± 0.09		
IGR J05099-6913 ^d	6.1	0.47 ± 0.08		
IGR J05048-7340 ^d	5.3	0.46 ± 0.09		Galaxy, $z=0.0148$, ESO 033 -G011
PSR J0537-6910	5.8	0.44 ± 0.08	0.25 ± 0.06	PSR
LMC X-3 ^e	2.4	0.20 ± 0.08	11.38 ± 0.11	HMXB, BH

^a sources sorted by their flux in the 20–60 keV band and listed in descending order

^b in the 20–60 keV energy band

^c HMXB — high-mass X-ray binary, LMXB — low-mass X-ray binary, CV — cataclysmic variable, PSR — isolated Crab-like pulsar, BH — black hole, MW — the Milky Way galaxy

^d source discovered in this survey

^e included due to significant detection in the standard (3–20 keV) X-ray band by the *JEM-X* telescope

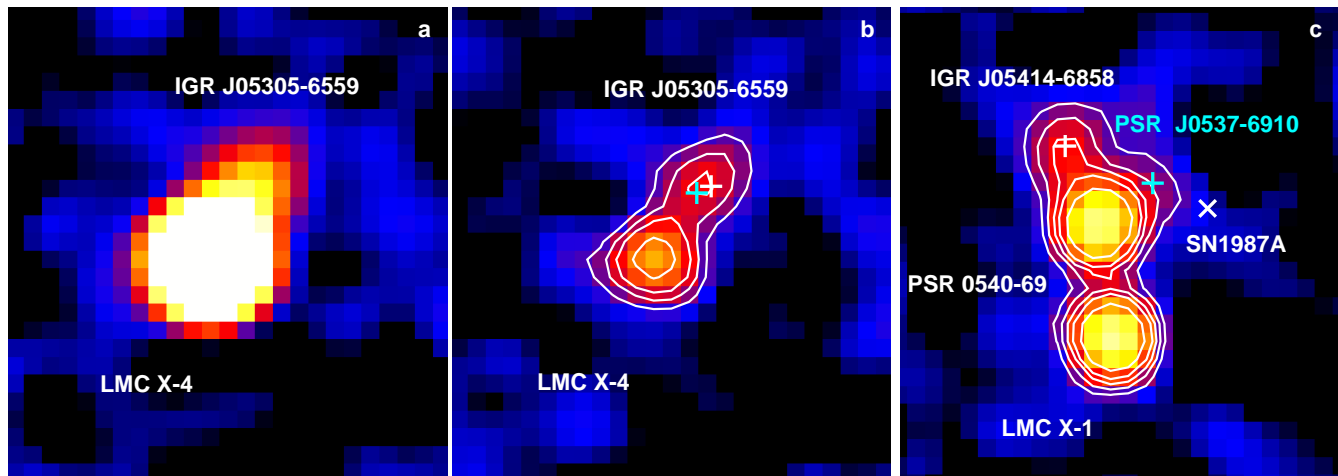


Figure 4. Enlarged *IBIS/ISGRI* maps of two crowded regions in the LMC: near the X-ray pulsar LMC X-4 (a,b) and near the Crab-like pulsar PSR 0540-69 (c). The cyan and white crosses in the panel (b) indicate the positions of the soft X-ray sources EXO 053109-6609 and XMMU J053041.1-660535, respectively. Contours correspond to the S/N ratio levels at $3.0, 4.7, 6.4$ and 9.8σ . The cyan cross in the panel (c) indicates a position of the pulsar PSR J0537-6910, the white one — a position of IGR J05414-6858 discovered by us in 2010. The position of the Supernova 1987A remnant is shown by a symbol X. Contours correspond to the S/N ratio levels of $3.0, 4.7, 6.4, 8.1$ and 11.5σ . See text for details.

curve and its identification with the blue star located in the LMC (Beardmore et al. 2009). The source IGR J05414-6858 was discovered in the course of this survey in June 2010 and reported earlier (Grebenev & Lutovinov 2010). The follow-up observations with the *Swift/XRT* telescope allowed to improve the source localization and proposed its optical

counterpart (Lutovinov & Grebenev 2010) while the observations with the *Swift/UVOT* and 2.2-m *MPG/ESO* telescopes identified it with a Be X-ray binary (Rau et al. 2010). Using data of the *XMM-Newton* observations of this source carried out during its outburst in 2011, Sturm et al. (2012) revealed X-ray pulsations with a period of ~ 4.4 s in its light

Table 2. Fluxes in the 20–60 keV energy band from the known hard X-ray sources in the LMC field not included in Table 1 but still appearing in the *IBIS/ISGRI* mosaic image with $S/N \geq 3\sigma$

Name	Significance ^a	Flux ^a , mCrab	Type, Other names
1H 0419-577	3.4	0.76 ± 0.22	Sy1, $z=0.104$
SWIFT J0450.7-5813	3.8	0.58 ± 0.15	Sy1.5, $z=0.0907$, RBS 594
ABELL 3266	4.1	0.52 ± 0.13	Cluster of galaxies
SWIFT J0747.9-7327	3.2	0.49 ± 0.15	Galaxy, $z=0.0367$
SWIFT J0634.7-7445	3.9	0.39 ± 0.10	1RXS J063401.1-744629
IGR J06233-6436	4.0	0.37 ± 0.09	Sy1, $z=0.1289$, PMN J0623-6436
SWIFT J0609.5-6245	3.0	0.30 ± 0.10	Galaxy

^a in the 20–60 keV energy band

curve and classified the source as a X-ray pulsar in a high-mass X-ray binary system. The sixth HMXB, IGR J05305-6559, shows a much more complex identification process. It was previously reported by Krivonos et al. (2010a) in the *IBIS/ISGRI* 7-year all-sky survey with the remark "confusion" due to its flux contamination by the nearby bright X-ray pulsar LMC X-4. This made an accurate determination of the IGR J05305-6559 position and its identification to be complex (e.g., Fig. 4a). Fortunately, the X-ray pulsar LMC X-4 shows a superorbital variability with a period of ~ 30.5 days and a rather long interval of switching-off (the "off"-state). We accumulated a mosaic image of this region using the *IBIS/ISGRI* data related only to this "off"-state that allowed to separate IGR J05305-6559 from LMC X-4 (Fig. 4b). It is obvious from the figure that the position of IGR J05305-6559 is consistent with the positions of two soft X-ray sources — EXO 053109-6609 (shown by a cyan cross) and XMMU J053041.1-660535 (a white cross). Taking into account that the luminosity of EXO 053109-6609 in the 2–10 keV band is ~ 20 times higher than the luminosity of XMMU J053041.1-660535 (Shtykovskiy & Gilfanov 2005) we concluded that EXO 053109-6609 is likely to be a soft X-ray counterpart of IGR J05305-6559 which is thus a high-mass X-ray binary system.

It is important to note, that all the discussed hard X-ray HMXBs have a luminosity higher than 2×10^{36} erg s⁻¹ in the 20–60 keV energy band. Taking this into account the apparent small number of HMXBs registered in the LMC occurs indeed to be consistent with the number of HMXBs of the same brightness registered in our Galaxy. This follows from the similarity of the luminosity functions of HMXBs in these two galaxies, the LMC and the Milky Way (Lutovinov et al., in preparation).

Extragalactic objects

The next large group of sources detected by *IBIS/ISGRI* includes active galactic nuclei and other extragalactic sources. In total six such objects were significantly detected in this survey. Two of these sources (IGR J04288-6702 and IGR J05048-7340) are newly discovered and discussed above. Two more sources are active galactic nuclei of Seyfert 2 type (ESO 033-G002 and IGR J06239-6052) located at redshifts $z \simeq 0.018$ and $\simeq 0.04$, respectively (see Table 1). The latter two are a blazar (IGR J03526-6830) and a galaxy (SWIFT J0505.6-6736). It is worth to note that the total number of extragalactic objects detected in the direction to

the LMC is smaller compared to other directions. This could be an indication of the global non-uniformity of the matter distribution in the local Universe (see Lutovinov et al. 2012, for details).

Other types of detected sources

Although HMXBs is the main population of X-ray sources in the LMC (see, e.g., Shtykovskiy & Gilfanov 2005), *INTEGRAL* has detected one low-mass X-ray binary (LMC X-2) and two rotating powered Crab-like pulsars — PSR 0540-69 and PSR J0537-6910. The former pulsar is the well known source previously reported by other missions and included in the *INTEGRAL* and *Swift* all-sky catalogues. A detailed study of the region around this source showed that the contours of its S/N ratio is not nearly circular, as usual, but instead is oblong in two directions (Fig. 4c). In the one direction the oblongness is associated with the high mass X-ray binary IGR J05414-6858 discovered by Grebenev & Lutovinov (2010). In the second direction the oblongness coincides with the position of another Crab-like pulsar PSR J0537-6910. The ratio of the fluxes measured by *IBIS/ISGRI* from these pulsars (~ 4) coincides with the ratio of their fluxes measured by *XMM-Newton* in the softer X-ray band (Shtykovskiy & Gilfanov 2005), that is the result of the power law spectra of both sources with similar photon indexes. This confirms our conclusion that PSR J0537-6910 is most likely responsible for the detected oblongness of the S/N ratio contours. Note, that this source was detected in hard X-rays for the first time.

Finally, two X-ray sources owned to our Galaxy, EXO 0748-676 (LMXB) and IGR J05346-5759 (CV), and one source owned to the Small Magellanic Cloud, SMC X-1 (HMXB at flux = 28.1 ± 1.3 mCrab), located outside the 1 mCrab region, were significantly detected with *IBIS/ISGRI* in the survey.

Fig. 5 shows the LMC mosaic image obtained with the *JEM-X* telescope in the 3–20 keV energy band. Due to the smaller field of view of *JEM-X* this image covers only the central part of the hard X-ray survey which corresponds roughly to the LMC galaxy itself. Eight sources from the *IBIS/ISGRI* catalogue were significantly detected by *JEM-X* (see Table 1) and in addition — the very bright black-hole binary LMC X-3 not detected by *IBIS*. The Crab-like pulsar PSR J0537-6910 was marginally detected and its flux can be considered as an upper limit.

Besides the above discussed sources confidently ($S/N >$




Figure 5. Mosaic image (S/N ratio map) of the LMC field obtained by the *INTEGRAL/JEM-X* telescope in the 3–20 keV energy band. All significantly detected sources are labeled.

4.5) detected with *IBIS/ISGRI*, a number of other ones were observed in previous hard X-ray surveys within the considered region of the *IBIS/ISGRI* 1-mCrab sensitivity. For completeness of our survey, for the sources registered with the $S/N > 3.0$ we estimated fluxes at their positions in the 20–60 keV band (see Table 2). In total, the fluxes from seven such sources are presented. Six of them are extragalactic objects, the origin of yet another source is still unclear.

4 BROAD-BAND X-RAY SPECTRA

The broad-band spectra in the 3–100 keV energy band of 8 X-ray sources located in the LMC and confidently detected with both the *JEM-X* and *IBIS/ISGRI* instruments are presented in Fig. 6. Results of *JEM-X* and *IBIS* measurements are shown by filled circles and crosses, respectively; corresponding best-fit models are shown by solid lines. The model parameters are given in Table 3.

It follows from Table 1 that two high-mass X-ray binaries harboring black holes were detected in the survey, namely LMC X-1 and LMC X-3. The spectrum of LMC X-1 can be successfully described by a two-component model consisting of a disk black-body and a power law (their contribution are shown in Fig. 6 by dash-dotted and dashed lines, respectively). Such a model as well as its parameters in Table 3 are typical both for objects of this type and LMC X-1 itself (Tanaka & Shibasaki 1996; Remillard & McClintock 2006; Ruhlen et al. 2011). As it was mentioned above another HMXB/BH system, LMC X-3, was significantly detected only by the *JEM-X* telescope (see Table 1). This is connected with the ultrasoft state of this source, whose spectrum can be approximated by a one-component disk black-body model with the temperature $kT_{in} \simeq 1.1$ keV (Fig. 6). The spectrum of LMC X-2 which is a low-mass X-ray binary with a neutron star is also typical for objects of this type. Formally it can be approximated with two components: a disk black-body one with the temperature $kT_{in} \simeq 2$ keV and

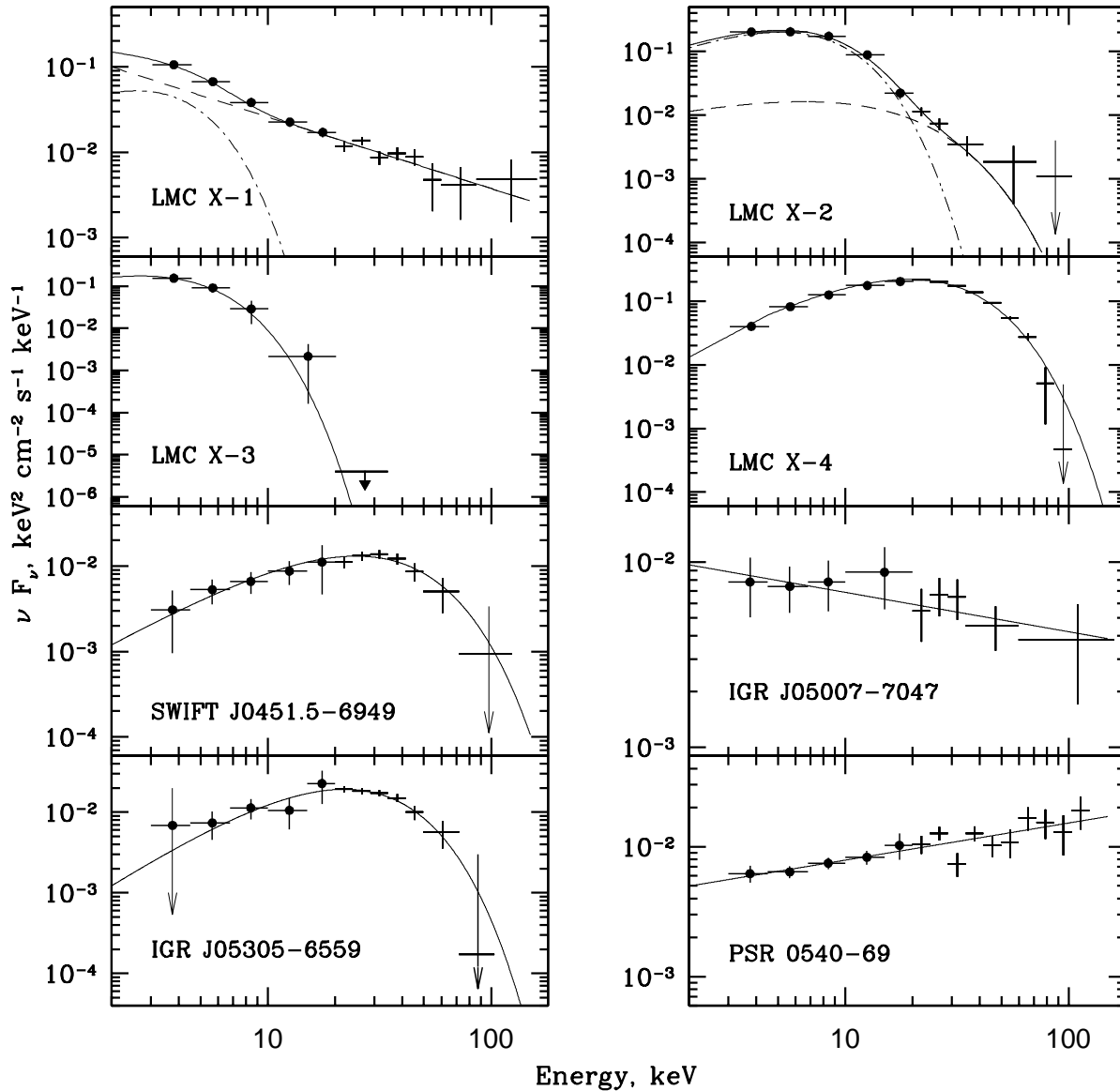


Figure 6. Energy spectra of 8 X-ray sources confidently detected in the LMC both with *JEM-X* and *IBIS/ISGRI* instruments. Filled circles show results of the *JEM-X* measurements, crosses — the *IBIS/ISGRI* ones. The best-fit models are shown by solid lines. Dashed and dashed-dotted lines represent different components of complex spectral models (see text for details). The bold arrow shows a 3σ upper limit for the hard X-ray emission from LMC X-3.

a bremsstrahlung of an optically thin plasma with the temperature $kT_{br} \simeq 10$ keV, that reflects a contribution of different emission regions (boundary layer, accretion disk, hot corona, etc.) to the total spectrum (Grebenev & Sunyaev 2002; Gilfanov et al. 2003; Suleimanov & Poutanen 2006). The pulsar PSR 0540-69 spectrum can be modeled with a power law with the photon index $\Gamma \simeq 1.7$, that is typical for these objects in this energy range. The remaining four sources are high-mass X-ray binaries with neutron stars. The spectra of three of them (LMC X-4, SWIFT J0451.5-6949, IGR J05305-6559) are very similar each other and can be approximated by a power law with a high energy cut-off as reported in Table 3. The fourth source, IGR J05007-7047, is fainter, therefore its spectrum was obtained with large uncertainties in most of the energy channels (Fig. 6).

It doesn't require complex spectral modeling and can be described by a simple power law. No cyclotron absorption lines were detected in the spectrum of the known X-ray pulsar LMC X-4 that is consistent with the previous reports (Tsygankov & Lutovinov 2005).

Finally note that the broad-band spectra of SWIFT J0451.5-6949, IGR J05007-7047 and IGR J05305-6559, are obtained and presented here for the first time.

5 SUMMARY

We present results of the deep hard X-ray survey of the LMC field carried out with the *INTEGRAL* observatory in the period 2003–2012 for a total exposure of ~ 7 Ms. The main results can be summarized as follows:

Table 3. Parameters of best-fit approximations of spectra for 8 X-ray sources shown in Fig. 6

Name	kT_{in}^a keV	kT_{br}^b keV	Γ^c	E_c^d keV
LMC X-1	1.08 ± 0.06		2.8 ± 0.2	
LMC X-2	2.17 ± 0.03	10 ± 1		
LMC X-3	1.14 ± 0.04			
LMC X-4			0.10 ± 0.05	10.4 ± 0.6
SWIFT J0451.5-6949			0.5 ± 0.5	16.0 ± 5.0
IGR J05007-7047			2.2 ± 0.3	
IGR J05305-6559			0.15 ± 0.65	12 ± 4
PSR 0540-69			1.7 ± 0.1	

- ^a inner temperature in the disc black-body model
^b bremsstrahlung temperature
^c photon index of the power-law approximation
^d energy of the high energy cut-off in the spectrum

• During this survey 20 X-ray sources were detected by *IBIS/ISGRI* in the 20–60 keV band at the significance level $S/N > 4.5$ with one more source being detected by the *JEM-X* telescope only in the 3–20 keV band. In total *JEM-X* detected 10 sources.

• Ten of these 21 sources belong to the LMC (7 HMXBs, 2 PSRs, 1 LMXB), six sources have an extragalactic origin, two belong to our Galaxy, and one more — to the Small Magellanic Cloud. Two sources are still unidentified.

• Four new hard X-ray sources were discovered in this survey and reported here for the first time: two of them are extragalactic objects, the nature of other two sources is still needed to be established. One more source, IGR J05414-6858, discovered during this survey has been reported earlier.

• We report for the first time the detection of hard X-rays from the Crab-like pulsar PSR J0537-6910.

• The source IGR J05305-6559 detected by *INTEGRAL* in the close vicinity of the very bright X-ray pulsar LMC X-4 is most likely to be identified with the high-mass X-ray binary EXO 053109-6609.

• Broadband spectra (3–100 keV) of 8 bright sources are presented and analyzed. For three of these sources such spectra are reproduced and presented for the first time. All three sources are belong to the class of HMXBs, two of them have a similar spectral shape – power law with an exponential cutoff and one more – simple power law (probably owing to a lack of statistic).

ACKNOWLEDGMENTS

This work was supported by the Russian Academy of Sciences (program “Non-stationary phenomena in the Universe”), the Russian Ministry of Science and Education (under State contract 14.740.11.0611), the Russian President (grant NSh-5603.2012.2), the Russian Foundation for Basic Research (grants 10-02-01466 and 11-02-12285-ofi-m-2011), and the Academy of Finland (grant 127512). The research was based on the data obtained from the European (ISDC) and Russian Science Data Centers for *INTEGRAL*. This work is mainly based on observations of the *INTEGRAL* observatory, an ESA project with the participation of Den-

mark, France, Germany, Italy, Switzerland, Spain, the Czech Republic, Poland, Russia and the United States.

REFERENCES

- Baumgartner W., Tueller J., Markward C., Skinner G., 2010, *Bull. Am. Astron. Soc.*, 42, 675
Beardmore A., Coe M., Markwardt C., Osborne J., Baumgartner W., Tueller J., Gehrels N., 2009, *Astron. Telegram*, 1901, 1
Bird A., et al., 2010, *ApJS*, 186, 1
Cusumano G., et al., 2010, *A&A*, 510, A48
Gehrels N., et al., 2004, *ApJ*, 611, 1005
Gilfanov M., Revnivtsev M., Molkov S., 2003, *A&A*, 410, 217
Grebenev S. & Sunyaev R., 2002, *Astron. Lett.*, 28, 150
Grebenev S. & Lutovinov A., 2010, *Astron. Telegram*, 2695, 1
Grebenev S.A., Lutovinov A.A., Tsygankov S.S., Winkler C., 2012, *Nature*, 490, 373
Krivonos R., Tsygankov S., Revnivtsev M., Grebenev S., Churazov E., Sunyaev R., 2010, *A&A*, 523, A61
Krivonos R., Revnivtsev M., Tsygankov S., Sazonov S., Vikhlinin A., Pavlinsky M., Churazov E., Sunyaev R., 2010, *A&A*, 519, A107
Krivonos R., Tsygankov S., Lutovinov A., Revnivtsev M., Churazov E., Sunyaev R., 2012, *A&A*, 545, A27, arXiv:1205.3941
Lebrun F., et al., 2003, *A&A*, 411, L141
Lund N., et al., 2003, *A&A*, 411, L231
Lutovinov A. & Grebenev S., 2010, *Astron. Telegram*, 2696, 1
Lutovinov A.A., Grebenev S.A., Tsygankov S.S., 2012, *Astron. Lett.*, 38, 492, arXiv:1207.2226
Rau A., Schady P., Greiner J., Haberl F., Updike A., 2010, *Astron. Telegram*, 2704, 1
Remillard R.A. & McClintock J.E., 2006, *ARA&A*, 44, 49
Ruhlen L., Smith D., Swank J., 2011, *ApJ*, 742, 75
Shtykovskiy P. & Gilfanov M., 2005, *A&A*, 431, 597
Sturm R., et al., 2012, *A&A*, 542, A109
Suleimanov V. & Poutanen J., 2006, *MNRAS*, 369, 2036
Tanaka Y. & Shibazaki N., 1996, *ARA&A*, 34, 607

Tsygankov S. & Lutovinov A., 2005, *Astron. Letters*, 31,
380
Ubertini P., et al., 2003, *A&A*, 411, L131
Winkler C., et al., 2003, *A&A*, 411, L1