

# A Search for pair production of the LSP $\tilde{\nu}_\tau$ at the CLIC via RPV Decays

M. Sahin,<sup>1,\*</sup> A. B. Sener,<sup>2,†</sup> S. Sultansoy,<sup>3,‡</sup> and M. Yilmaz<sup>2,§</sup>

<sup>1</sup>*Department of Physics, Usak University, Usak, Turkey.*

<sup>2</sup>*Department of Physics, Gazi University, Ankara, Turkey.*

<sup>3</sup>*Physics Division, TOBB University of Economics and Technology,  
Ankara, Turkey and Institute of Physics,  
Academy of Sciences, Baku, Azerbaijan.*

## Abstract

In this work we consider pair production of LSP tau-sneutrinos at the Compact Linear Collider. We assume that tau-sneutrinos decays into  $e\mu$  pair via RPV interactions. Backgroundless subprocess  $e^-e^+ \rightarrow \tilde{\nu}_\tau\tilde{\nu}_\tau \rightarrow \mu^+\mu^+e^-e^- (\mu^-\mu^-e^+e^+)$  is analyzed in details. Achievable limits on  $Br(\tilde{\nu}_\tau \rightarrow \mu e)$  at  $3\sigma$  and  $5\sigma$  CL are obtained depending on  $\tilde{\nu}_\tau$  mass.

---

\*Electronic address: mehmet.sahin@usak.edu.tr

†Electronic address: absener@gazi.edu.tr

‡Electronic address: ssultansoy@etu.edu.tr

§Electronic address: metin@quark.fef.edu.tr

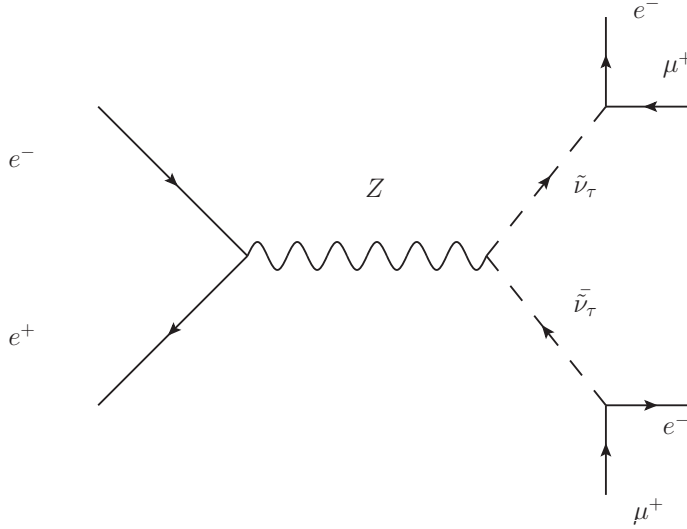


Figure 1: Feynman diagram for  $e^+e^- \rightarrow \tilde{\nu}_\tau \bar{\tilde{\nu}}_\tau \rightarrow \mu^+e^- \mu^+e^-$  process.

Supersymmetry (SUSY) is one of the favorite candidates for the Beyond the Standard Model (BSM) physics [1]. For this reason, searching for supersymmetric particles forms an essential part of the LHC, as well as future colliders, experimental programmes. Searching strategy for SUSY strongly depends on the lightest supersymmetric particle (LSP). As it was shown in [2], the LEP data allows “right” sneutrino to be the LSP. In addition, R-parity violation allowing decays of LSP sneutrino to ordinary SM particles leads to potentially rich phenomenology at high energy colliders [3–9]. R-parity is represented by  $R = (-1)^{2S+3B+L}$  where  $B$  and  $L$  are the baryon and lepton numbers and  $S$  is spin [10, 11]. If the lightest supersymmetric particles is the tau-sneutrino, it’s decay may be realized only via R-parity violation (RPV):  $\tilde{\nu} \rightarrow l^+l'^-$ ,  $\tilde{\nu} \rightarrow q^+q'^-$ .

If R – parity is violating,  $e^-e^+ \rightarrow \tilde{\nu}_\tau \bar{\tilde{\nu}}_\tau \rightarrow \mu^+\mu^+e^-e^-$  process becomes very important. In this paper  $\tilde{\nu}_\tau$  pair production at the CLIC with subsequent RPV decays in to  $e\mu$  pairs has been investigated. Feynman diagram for tau-sneutrino production process is shown in Figure 1.

The R-parity violation part of the MSSM superpotential is given by [3]

$$W_{RPV} = \frac{1}{2}\lambda_{ijk}L_iL_jE_k^c + \lambda'_{ijk}L_iQ_jD_k^c + \frac{1}{2}\lambda''_{ijk}U_i^cD_j^cD_k^c \quad (1)$$

where  $L(E)$  is an  $SU(2)$  doublet (singlet) lepton superfield and  $Q(U, D)$  is (are) an  $SU(2)$  doublet (singlet) quark superfield(s), and indices  $i, j, k = 1, 2, 3$  denote flavour.

Collider Parameters	$\sqrt{s} = 0.5$ TeV	$\sqrt{s} = 3$ TeV
$E(\sqrt{s})$ , TeV	0.5	3
$L(10^{34} \text{ cm}^{-2} \text{ s}^{-1})$	2.3	5.9
$N(10^{10})$	0.68	0.372
$\sigma_x$ (nm)	202	45
$\sigma_y$ (nm)	2.3	1
$\sigma_z$ ( $\mu\text{m}$ )	44	44

Table I: Main parameters of CLIC. Here N is the number of particles in bunch.  $\sigma_x$  and  $\sigma_y$  are RMS beam sizes at Interaction Point (IP),  $\sigma_z$  is the RMS bunch length.

The coefficients  $\lambda_{ijk}$  and  $\lambda''_{ijk}$  correspond to the lepton number violating and baryon number violating couplings, respectively.

RPV interaction Lagrangian responsible for is  $\tilde{\nu}_\tau \rightarrow \mu^+ e^-$  and  $\mu^- e^+$  decays is given below:

$$L = -\frac{1}{2}\lambda_{312}\tilde{\nu}_{\tau L}\bar{e}_R\mu_L - \frac{1}{2}\lambda_{321}\tilde{\nu}_{\tau L}\bar{\mu}_R e_L + h.c. \quad (2)$$

For the numerical calculations we implement the Lagrangian (2) into the CALCHEP MSSM package [12]. The cross-section for pair production of tau-sneutrinos at CLIC with  $\sqrt{s} = 0.5$  TeV is shown Figure 2. Initial State Radiation (ISR) and Beamstrahlung effects at CLIC are calculated with CALCHEP program using beam parameters given in Table 1 [13, 14].

It is seen from Figure 2, that ISR and BS effects leads to increasing (decreasing) of the cross-section for  $M_{\tilde{\nu}_\tau}$  below (above) 130 GeV. In Figure 3 we present similar calculations for the CLIC with  $\sqrt{s} = 3$  TeV. It is seen that ISR and BS effects are more effective at higher center of mass energy. ISR+BS effects lead to increasing of the cross sections for  $M_{\tilde{\nu}_\tau} < 450$  GeV. After  $M_{\tilde{\nu}_\tau} = 450$  GeV, ISR+BS effects decrease the cross sections.

We propose  $e^- e^+ \rightarrow \tilde{\nu}_\tau \bar{\tilde{\nu}}_\tau \rightarrow (\mu^+ e^-)(\mu^+ e^-)$  backgroundless process to analysis at CLIC. In order to analyze signal following basic cuts are applied:  $P_T > 20$  GeV and  $|\eta| < 2.5$  for the final state electrons and muons. Assuming  $\lambda_{321} = \lambda_{312}$  and taking other possible RPV interaction constants to be 0, which means  $Br(\tilde{\nu}_\tau \rightarrow \mu^+ e^-) = Br(\bar{\tilde{\nu}}_\tau \rightarrow \mu^+ e^-) = 1/2$ , we obtain cross section values given in Table 2 (3) for CLIC with  $\sqrt{s} = 0.5$  TeV (3 TeV). Event

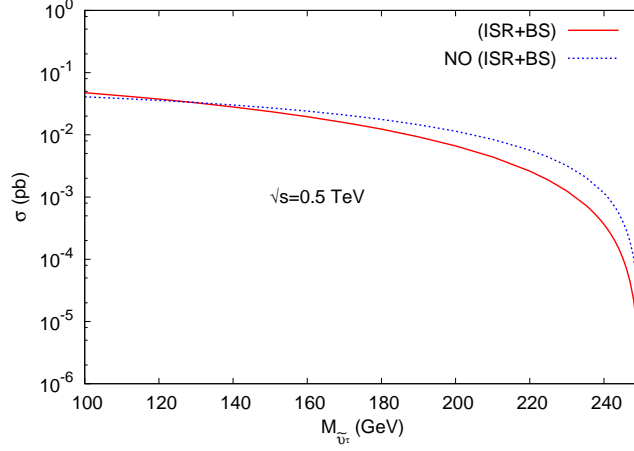


Figure 2: Cross sections for  $e^-e^+ \rightarrow \widetilde{\nu}_\tau \widetilde{\nu}_\tau$  process at CLIC with  $\sqrt{s} = 0.5$  TeV.

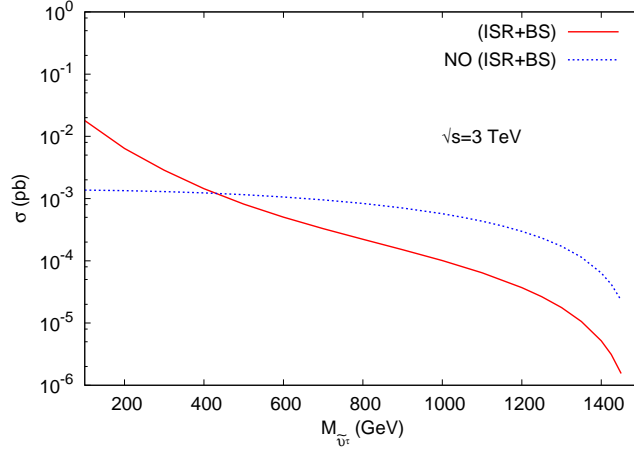


Figure 3: Cross sections for  $e^-e^+ \rightarrow \widetilde{\nu}_\tau \widetilde{\nu}_\tau$  process at CLIC with  $\sqrt{s} = 3$  TeV.

number given in the last columns include both  $\mu^+\mu^+e^-e^-$  and  $\mu^-\mu^-e^+e^+$  final states.

In order to estimate statistical significance we have used following formula:

$$S = \frac{\sigma_s}{\sqrt{\sigma_s + \sigma_B}} \sqrt{L_{int}} \quad (3)$$

Here,  $S$  is statistical significance,  $\sigma_s$  is signal cross sections values,  $\sigma_B$  is background cross sections and  $L_{int}$  is integrated luminosity. We have backgroundless processes therefore  $\sigma_B$  is taken zero. From Eq. (3), discovery ( $5\sigma$ ), observation ( $3\sigma$ ) and exclusion ( $2\sigma$ ) limits for tau-sneutrino at CLIC with  $\sqrt{s} = 0.5$  TeV are obtained as follows: achievable tau-sneutrino mass values are 243 GeV for discovery, 248 GeV for observation and 251 GeV for exclusion. Corresponding values for CLIC with  $\sqrt{s} = 3$  TeV are : 1030 GeV for discovery, 1225 GeV

$M_{\tilde{\nu}_\tau}$ (GeV)	Cross Section (pb)	Event Number ( $N$ )
100	$8.00 \times 10^{-3}$	3686
120	$7.02 \times 10^{-3}$	3230
140	$5.80 \times 10^{-3}$	2676
160	$4.25 \times 10^{-3}$	1957
180	$2.70 \times 10^{-3}$	1269
200	$1.51 \times 10^{-3}$	696
220	$6.10 \times 10^{-4}$	279
240	$9.60 \times 10^{-5}$	44
250	$1.10 \times 10^{-5}$	5

Table II: Cross sections and event number depending on mass of tau-sneutrinos at  $\sqrt{s} = 0.5$  TeV with  $P_T > 20$  GeV and  $|\eta| < 2.5$  cuts.

$M_{\tilde{\nu}_\tau}$ (GeV)	Cross Section (pb)	Event Number ( $N$ )
100	$3.08 \times 10^{-3}$	3629
200	$1.32 \times 10^{-3}$	1562
400	$3.35 \times 10^{-4}$	395
600	$1.21 \times 10^{-4}$	142
800	$5.35 \times 10^{-5}$	63
1000	$2.42 \times 10^{-5}$	28
1200	$8.82 \times 10^{-6}$	10
1300	$4.21 \times 10^{-6}$	5
1400	$1.27 \times 10^{-6}$	2

Table III: The same as for Table 2 but for  $\sqrt{s} = 3$  TeV.

for observation and 1325 for exclusion.

So far the ideal case, namely, maximal possible Branching Ratio (Br) for the channel under consideration had been analyzed. In more general case Branching Ratio is less than 1/2, because of other possible decay channels. In Figure 4 we present  $5\sigma$ ,  $3\sigma$  and  $2\sigma$  plots for  $Br(\tilde{\nu}_\tau \rightarrow \mu^+e^-) \times Br(\overline{\tilde{\nu}_\tau} \rightarrow \mu^+e^-)$  depending on the  $\tilde{\nu}_\tau$  mass for CLIC with  $\sqrt{s} = 0.5$

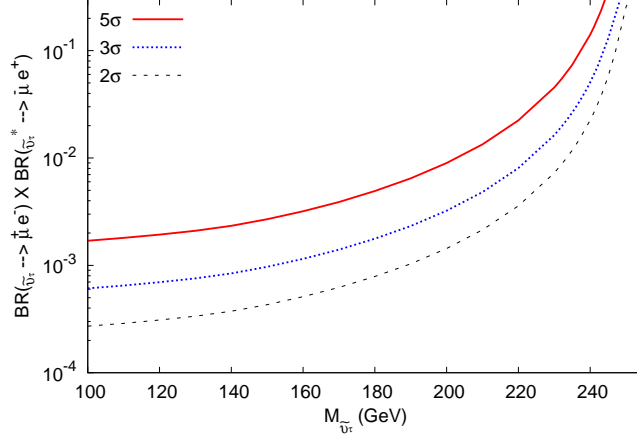


Figure 4: Achievable limits for  $Br(\tilde{\nu}_\tau \rightarrow \mu^+ e^-) \times Br(\overline{\tilde{\nu}_\tau} \rightarrow \mu^+ e^-)$  versus tau-sneutrino mass values at CLIC with  $\sqrt{s} = 0.5$  TeV.

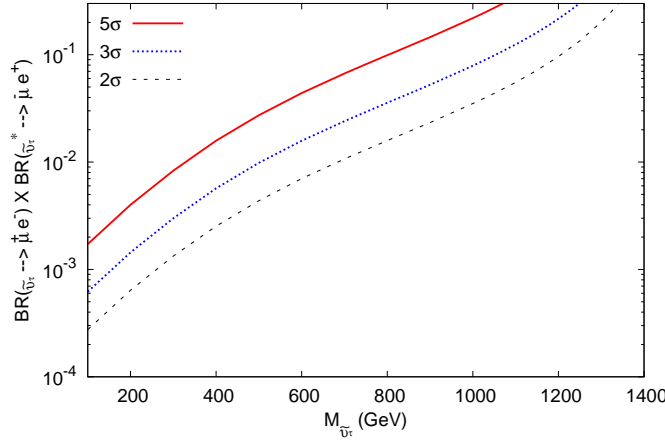


Figure 5: Achievable limits for  $Br(\tilde{\nu}_\tau \rightarrow \mu^+ e^-) \times Br(\overline{\tilde{\nu}_\tau} \rightarrow \mu^+ e^-)$  versus tau-sneutrino mass values at CLIC with  $\sqrt{s} = 3$  TeV.

TeV. One can see from Figure 4 that for  $Br(\tilde{\nu}_\tau \rightarrow \mu^+ e^-) \times Br(\overline{\tilde{\nu}_\tau} \rightarrow \mu^+ e^-) = 2.5 \times 10^{-3}$  (hundred times smaller than ideal case)  $5\sigma$ ,  $3\sigma$  and  $2\sigma$  limits become 150 GeV, 190 GeV and 215 GeV, respectively. Corresponding plot for  $\sqrt{s} = 3$  TeV are presented in Figure 5.

In the Table 4 (5) discovery, observation and exclusion limits for  $Br(\tilde{\nu}_\tau \rightarrow \mu^+ e^-) \times Br(\overline{\tilde{\nu}_\tau} \rightarrow \mu^+ e^-)$  at the CLIC with  $\sqrt{s} = 0.5$  TeV (3 TeV) are given for several values of the  $\tilde{\nu}_\tau$  mass.

In conclusion, the process  $e^+ e^- \rightarrow \tilde{\nu}_\tau \overline{\tilde{\nu}_\tau} \rightarrow \mu^+ \mu^+ e^- e^- (\mu^- \mu^- e^+ e^+)$  will provide powerful

$M_{\tilde{\nu}_\tau}, \text{ GeV}$	$5\sigma$	$3\sigma$	$2\sigma$
120	0.00193	0.00069	0.00031
160	0.00319	0.00115	0.00051
200	0.00898	0.00323	0.00144
240	0.14066	0.05064	0.02251

Table IV: Achievable limits of  $Br(\tilde{\nu}_\tau \rightarrow \mu^+ e^-) \times Br(\overline{\tilde{\nu}_\tau} \rightarrow \mu^+ e^-)$  at the CLIC with  $\sqrt{s} = 0.5 \text{ TeV}$ .

$M_{\tilde{\nu}_\tau}, \text{ GeV}$	$5\sigma$	$3\sigma$	$2\sigma$
100	0.00172	0.00062	0.00027
400	0.01582	0.00569	0.00253
800	0.09899	0.03564	0.01584
1100	0.34578	0.12448	0.05532

Table V: Achievable limits of  $Br(\tilde{\nu}_\tau \rightarrow \mu^+ e^-) \times Br(\overline{\tilde{\nu}_\tau} \rightarrow \mu^+ e^-)$  at the CLIC with  $\sqrt{s} = 3 \text{ TeV}$ .

signature for LSP  $\tilde{\nu}_\tau$ , if  $Br(\tilde{\nu}_\tau \rightarrow \mu^+ e^-)$  and  $Br(\overline{\tilde{\nu}_\tau} \rightarrow \mu^+ e^-)$  are sufficiently large.

- 
- [1] H. E. Haber and G. L. Kane, Phys. Rep. 117, 75 (1985).  
[2] A. T. Alan, S. Sultansoy, J. Phys. G: Nucl. Part. Phys. 30, 937 (2004).  
[3] R. Barbier *et al.*, Phys. Rep. 420, 1 (2005).  
[4] S. Dimopoulos and Lawrence J. Hall, Phys. Lett. B 207, 210 (1988).  
[5] V. Barger, G. F. Giudice, T. Han, Phys. Rev. D 40, 2987 (1989).  
[6] V. Barger, W. Y. Keung and R. J. N. Phillips, Phys. Lett. B 364, 27 (1995), Erratum-ibid, B377, 486 (1996).  
[7] D. A. Sierra, M. Hirsch and W. Porod, JHEP 09, 033 (2005).  
[8] O. Cakir and S. Kaday, I. T. Cakir, S. Sultansoy, Acta Phys. Polon. B 43, 63 (2012).  
[9] O. Cakir and S. Kaday, I. T. Cakir, S. Sultansoy, arXiv:1202.5661v2 [hep-ph].  
[10] P. Fayet, Phys. Lett. B 64, 159 (1976); P. Fayet, Phys. Lett. B 69, 489 (1977).  
[11] G. R. Farrar, P. Fayet, Phys. Lett. B 76, 575 (1978).  
[12] A. Pukhov *et al.*, e-print hep-ph/9908288 (1999); e-print hep-ph/0412191 (2004).

- [13] H. Braun, et al., CLIC 2008 parameters, CERN report No: CERN-OPEN-2008-21, CLIC-NOTE-764, Geneva (2008).
- [14] <http://clic-meeting.web.cern.ch/clic-meeting/clictable2010.html>, CLIC PARAMETER LIST 3 TeV.