

The Higgs Sector and Fine-Tuning in the pMSSM ^{*}

Matthew W. Cahill-Rowley, JoAnne L. Hewett, Ahmed Ismail, and
Thomas G. Rizzo[†]

SLAC National Accelerator Laboratory,
2575 Sand Hill Rd, Menlo Park, CA 94025, USA

Abstract

The recent discovery of a 125 GeV Higgs, as well as the lack of any positive findings in searches for supersymmetry, has renewed interest in both the supersymmetric Higgs sector and fine-tuning. Here, we continue our study of the phenomenological MSSM (pMSSM), discussing the light Higgs and fine-tuning within the context of two sets of previously generated pMSSM models. We find an abundance of models with experimentally-favored Higgs masses and couplings. We investigate the decay modes of the light Higgs in these models, finding strong correlations between many final states. We then examine the degree of fine-tuning, considering contributions from each of the pMSSM parameters at up to next-to-leading-log order. In particular, we examine the fine-tuning implications for our model sets that arise from the discovery of a 125 GeV Higgs. Finally, we investigate a small subset of models with low fine-tuning and a light Higgs near 125 GeV, describing the common features of such models. We generically find a light stop and bottom with complex decay patterns into a set of light electroweak gauginos, which will make their discovery more challenging and may require novel search techniques.

^{*}Work supported by the Department of Energy, Contract DE-AC02-76SF00515

[†]email: mrowley, hewett, aismail, rizzo@slac.stanford.edu

1 Introduction and Background

With 5 fb^{-1} of 7 and 8 TeV data analyzed, the LHC has begun a serious exploration of the electroweak scale. Although the parameter space for supersymmetry is being probed aggressively, direct evidence for sparticles remains elusive. As a result, our understanding of supersymmetry continues to be shaped by exclusion contours and by indirect data from a variety of observations. However, the LHC is currently opening a new window on supersymmetry by achieving sensitivity to the supersymmetric Higgs sector. Specifically, the recent discovery of a Standard Model (SM)-like Higgs boson near 125 GeV [1] could provide valuable information about the MSSM or suggest a new direction for theoretical investigation. As a result, several studies of the phenomenology of the MSSM Higgs sector, using both analytic results and parameter scans, have recently been performed [2]. In this work, we consider the light Higgs and associated fine-tuning (FT) within the framework of the phenomenological MSSM (pMSSM) [3], and discuss the origin of correlations between the various observables related to the light Higgs. Our analysis makes use of the two model sets recently generated in [4], one requiring a neutralino Lightest Supersymmetric particle (LSP) and the other requiring a gravitino LSP.

At tree level, the Higgs sector of the MSSM can be completely described by only two parameters. However, the tree-level prediction for the light CP-even Higgs mass, $m_h < m_Z$, is a clear indication that radiative corrections play a crucial role in determining the properties of the Higgs sector [5]. Since radiative corrections couple the Higgs sector to the rest of the SUSY spectrum, a larger number of parameters may have important effects on the properties of the lightest Higgs boson. As we will see below, the pMSSM, with its large parameter freedom, allows for such large radiative corrections. Many pMSSM models predict significant deviations from the SM Higgs, and could be excluded by the experimental verification of a SM Higgs boson. On the other hand, the large parameter space of the pMSSM can also easily accommodate a relatively heavy ~ 125 GeV SM-like Higgs boson, and we will see below that thousands of models from our previously generated sample [4] are consistent with the current indications from the LHC and predict a spectrum of properties for such a Higgs boson.

In addition to providing knowledge about the viability of particular SUSY models, discovery of a SM-like Higgs boson would also yield valuable information about the fine-tuning of the MSSM. As has been pointed out by many authors [6], the SUSY parameter values necessary to generate a ~ 125 GeV Higgs boson, particularly the requirement of heavy stops and/or large stop mixing, can lead to large fine-tuning. Discovery of a Higgs in this mass range therefore poses a challenge for natural electroweak-scale supersymmetry, the severity of which is strongly model-dependent. In addition to the Higgs sector, model-independent LHC searches for the sparticles whose mass parameters contribute strongly to fine-tuning, particularly stops and sbottoms, are beginning to set important limits, and the combination of these searches with data on the Higgs sector is expected to either lead to the discovery of SUSY or to disfavor the natural MSSM within the next year. We will see that the pMSSM contains a corner of parameter space that has an acceptable amount of fine-

tuning and that such models contain light stops with complex decay patterns thus evading the LHC direct searches so far.

In particular, we analyze the consequences of a Higgs with a mass near 125 GeV for the pMSSM using the two model sets previously generated in [4]. We also consider the consequences of requiring the $gg \rightarrow h \rightarrow \gamma\gamma$ rate to be larger than its SM value, as may be slightly favored by current data. Working within the pMSSM allows us to consider a tremendous variety of viable models, with spectra that can differ significantly from those predicted in more constrained scenarios such as mSUGRA. The contents of this paper are as follows: A brief summary of the model generation procedure, particularly as it relates to the Higgs sector, is given in Section 2. In Section 3.1, we consider the frequency and characteristics of models with Higgs properties in the experimentally favored region, paying particular attention to the diphoton channel. We also describe correlations between various Higgs decay channels, and examine the origin of deviations from SM predictions. In Section 3.2, we describe fine-tuning in the pMSSM and show how it is affected by the discovery of a 125 GeV Higgs. Although the pMSSM allows greater flexibility than constrained SUSY models, we will see that models with a Higgs mass in the favored range still suffer from significant fine tuning. We also examine the origin of the fine-tuning and discuss the parameters which give the largest contributions. Finally, in Section 4, we identify and describe the characteristics of a small set of models with relatively low fine-tuning, and discuss how they are likely to be affected by future results from the LHC and dark matter direct detection. In all cases, we present results for both the neutralino and gravitino LSP model sets and discuss the origin of any differences in their predictions.

2 Model Set Generation and Higgs Sector Calculations

Our study uses the pMSSM model sets generated in [4] by scanning over a 19 (20) dimensional space in the case of the neutralino (gravitino) LSP model set. The > 100 free parameters of the MSSM are reduced to the 19 (20) parameters of the pMSSM by applying phenomenologically-motivated assumptions including:

- No new sources of CP violation
- Minimal Flavor Violation
- Degenerate 1st and 2nd generation scalar masses
- A-terms (and Yukawa couplings) for the 1st and 2nd generations set to zero.

The parameters are chosen randomly with flat priors within a set range, with an absolute value less than 4 TeV (see [4] for exact scan ranges). The exception is the gravitino mass, which is scanned logarithmically between 1 eV and 1 TeV, and is indirectly relevant for the Higgs sector through effects on sparticle mass distributions described in [4]. The resulting randomly-generated models are tested against constraints from flavor physics, rare

decays, cosmology, SUSY and Higgs searches at LEP and the Tevatron, and the LHC. The neutralino LSP model set is also subjected to the 7 TeV 1 fb^{-1} and 5 fb^{-1} ATLAS SUSY searches, and both model sets are confronted with the latest results from non-MET searches for heavy stable charged particles, the pseudoscalar Higgs, and the rare decay $B_s \rightarrow \mu^+ \mu^-$. The resulting models are in agreement with all current experimental data, although the data set is rapidly evolving. We note that our scan does not provide comprehensive coverage of the pMSSM, so that the absence of a model with certain properties does not mean that such a model is not viable.

Of particular relevance to the current study are the masses and couplings of the Higgs sector. All masses were calculated using SOFTSUSY 3.1.7 [7], and compared to SuSpect 2.41 [8]; models in which the calculated mass of any sparticle differed by more than 25% between the two generators were discarded. We note that the theoretical uncertainty in the mass of the lightest Higgs boson is expected to be $\sim 3\text{ GeV}$, arising mainly from both higher order corrections and the small uncertainty in m_t [9].

The decay widths and branching fractions of all Higgs sector particles were calculated using SUSY-HIT 1.3 [10], which includes the program HDECAY 3.4 [11]. We note that the partial widths given by HDECAY for a Standard Model Higgs boson differ slightly from the values published by the Higgs Working Group [12]. In order to separate the effects of SUSY from uncertainties in the SM Higgs properties resulting from *e.g.*, the value of α_s , we use the SM Higgs properties calculated in HDECAY when making comparisons between a SUSY Higgs and a SM Higgs with the same mass.

3 Results

In this section we describe the properties of the CP-even light Higgs boson in our two pMSSM model sets. We will examine the range of Higgs mass values and then focus on the characteristics of the models that contain a Higgs in the mass range $125 \pm 2\text{ GeV}$. We then examine the amount of fine-tuning present in these model samples.

3.1 Light Higgs Properties

The searches for the Higgs boson at the LHC [13, 14] and at the Tevatron [15] indicate the possible existence of such a particle in the mass range $m_h \sim 125 \pm 2\text{ GeV}$ with roughly the properties anticipated in the SM. Both the neutralino and gravitino LSP pMSSM model sets are strongly affected by the discovery of a Higgs-like object. Figure 1 shows the spectrum of the predicted Higgs masses in these two model samples. We observe that 19.4 (9.0)% of models in the neutralino (gravitino) LSP model set have $m_h = 125 \pm 2\text{ GeV}$. As discussed in [4], the preference for somewhat lighter h masses in the gravitino LSP model set results from a statistical preference for lighter stops, which in turn tend to give smaller radiative

corrections to m_h . Our goal in this section is to carefully examine the properties of the light Higgs boson in the pMSSM, and then to compare and contrast the specific results for the neutralino and gravitino LSP model sets.

Since ATLAS and CMS both report the highest statistical significance in the $gg \rightarrow h \rightarrow \gamma\gamma$ mode, we begin our discussion with this diphoton final state. For our study, we define the general set of ratios R_{XX} , which describe the relative signal strength for producing the final state XX through the process $gg \rightarrow h \rightarrow XX$:

$$R_{XX} = \frac{\Gamma(h \rightarrow gg)B(h \rightarrow XX)}{\Gamma(h_{SM} \rightarrow gg)B(h_{SM} \rightarrow XX)}, \quad (1)$$

where h_{SM} corresponds to a SM Higgs boson with the same mass as the Supersymmetric h and XX labels a specific final state. Figure 2 shows the values of $R_{\gamma\gamma}$ as a function of m_h obtained in our neutralino and gravitino LSP model sets. We have highlighted two special regions of interest with $m_h = 125 \pm 2$ GeV: $0.5 \leq R_{\gamma\gamma} < 1$ and $1 \leq R_{\gamma\gamma} \leq 1.5$, which define subsets of models within the favored mass range. We make this special distinction since the current data on $R_{\gamma\gamma}$ may slightly favor values larger than unity, although this is by no means definitive given the present statistical uncertainty. In the analysis that follows we will make the requirement that the more ‘interesting’ models satisfy $R_{\gamma\gamma} > 0.5$. Considering the pMSSM models with m_h in the favored mass range, only 23.1 (5.3)% of those in the neutralino (gravitino) LSP model set also have $R_{\gamma\gamma} > 1$. Thus, only $\simeq 4.5$ (0.5)% of the entire neutralino (gravitino) model set lies in the desired mass range and *also* predicts $R_{\gamma\gamma} > 1$. We note that models with these properties are substantially less common in the gravitino model set.

In Fig. 3 we see that the ratio $R_{\gamma\gamma}$ is strongly peaked just below unity for both model sets, especially for the neutralino LSP case, and falls off quite rapidly for larger or smaller values. However, the detailed shape of the $R_{\gamma\gamma}$ distribution differs significantly between the two model sets, with the gravitino distribution appearing somewhat more broad. This difference originates from the somewhat lighter sparticle spectra in the gravitino LSP model set, leading to different predictions for observables such as $R_{\gamma\gamma}$ which are sensitive to these masses through radiative corrections. We again observe that fewer models lie near or above $R_{\gamma\gamma} = 1$ in the gravitino LSP model set than in the neutralino LSP model set.

The CMS Higgs search in the $\gamma\gamma$ channel [16] seems to indicate that at least a fraction of the putative Higgs signal arises from vector boson fusion (VBF), $W^+W^-/ZZ \rightarrow h \rightarrow \gamma\gamma$, in addition to the dominant gluon fusion production channel. It is therefore interesting to investigate the analog of $R_{\gamma\gamma}$ in this channel,

$$R_{\gamma\gamma}^{VBF} = \frac{\Gamma(h \rightarrow WW)B(h \rightarrow \gamma\gamma)}{\Gamma(h_{SM} \rightarrow WW)B(h_{SM} \rightarrow \gamma\gamma)}, \quad (2)$$

as well as its correlation with $R_{\gamma\gamma}$. These results are shown for both model sets in Fig. 4, where we see that these two quantities are quite highly (and almost linearly) correlated, with

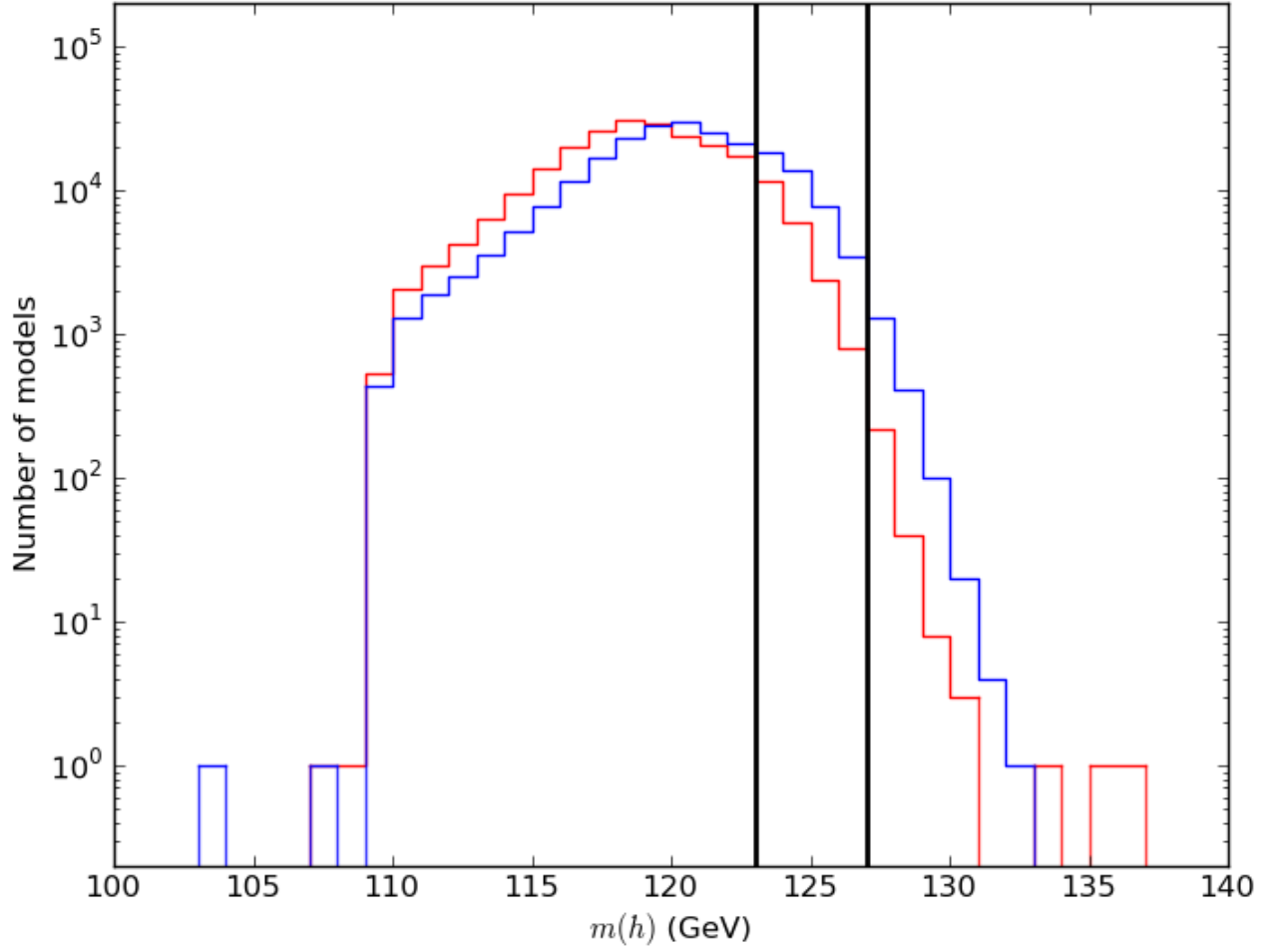


Figure 1: Distribution of the lightest CP-even Higgs mass for the neutralino (blue) and gravitino (red) LSP pMSSM model sets, highlighting the $m_h = 125 \pm 2$ GeV region.

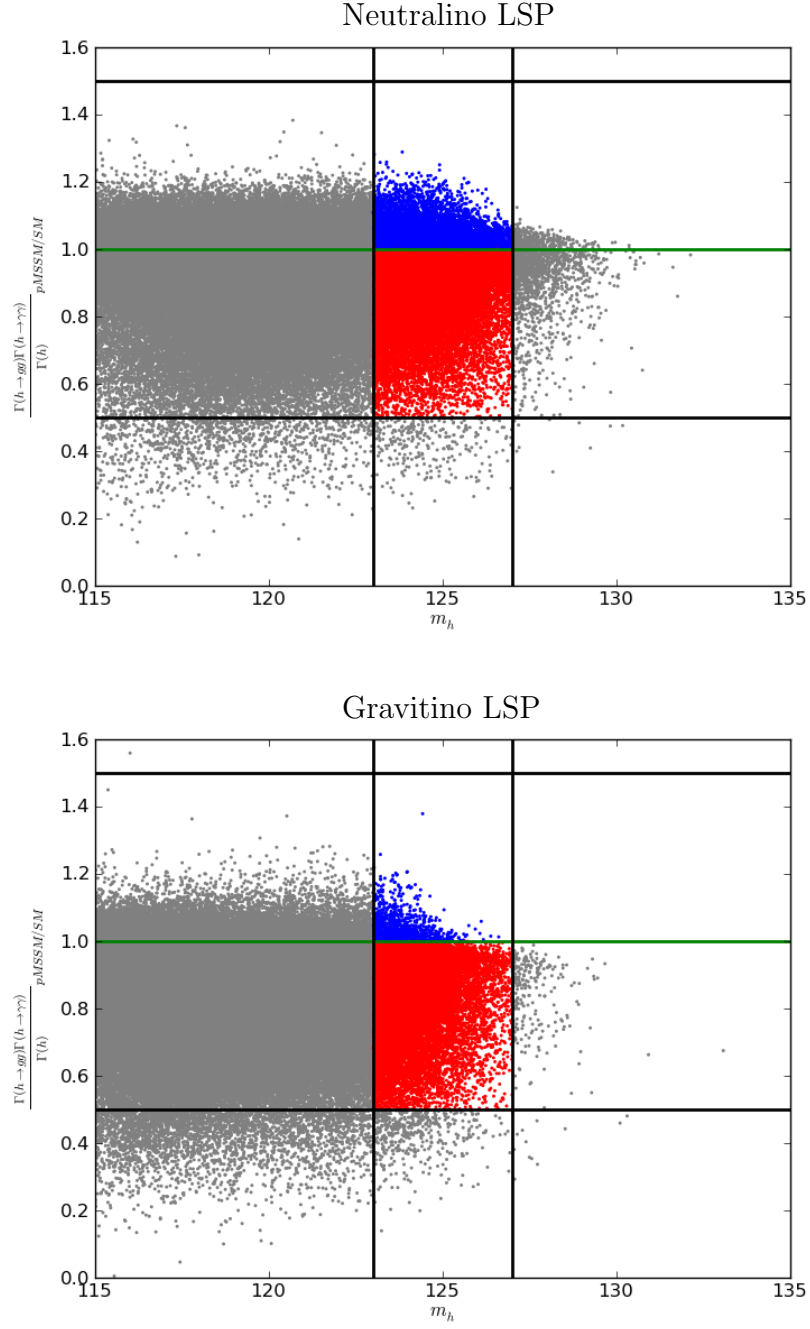


Figure 2: The ratio $R_{\gamma\gamma}$, defined in the text, is shown as a function of the h mass in the neutralino (top) and gravitino (bottom) LSP model sets. The subset of models in the mass range $m_h = 125 \pm 2$ GeV and with $1 \leq R_{\gamma\gamma} \leq 1.5$ are highlighted in blue and with $0.5 \leq R_{\gamma\gamma} < 1$ in red.

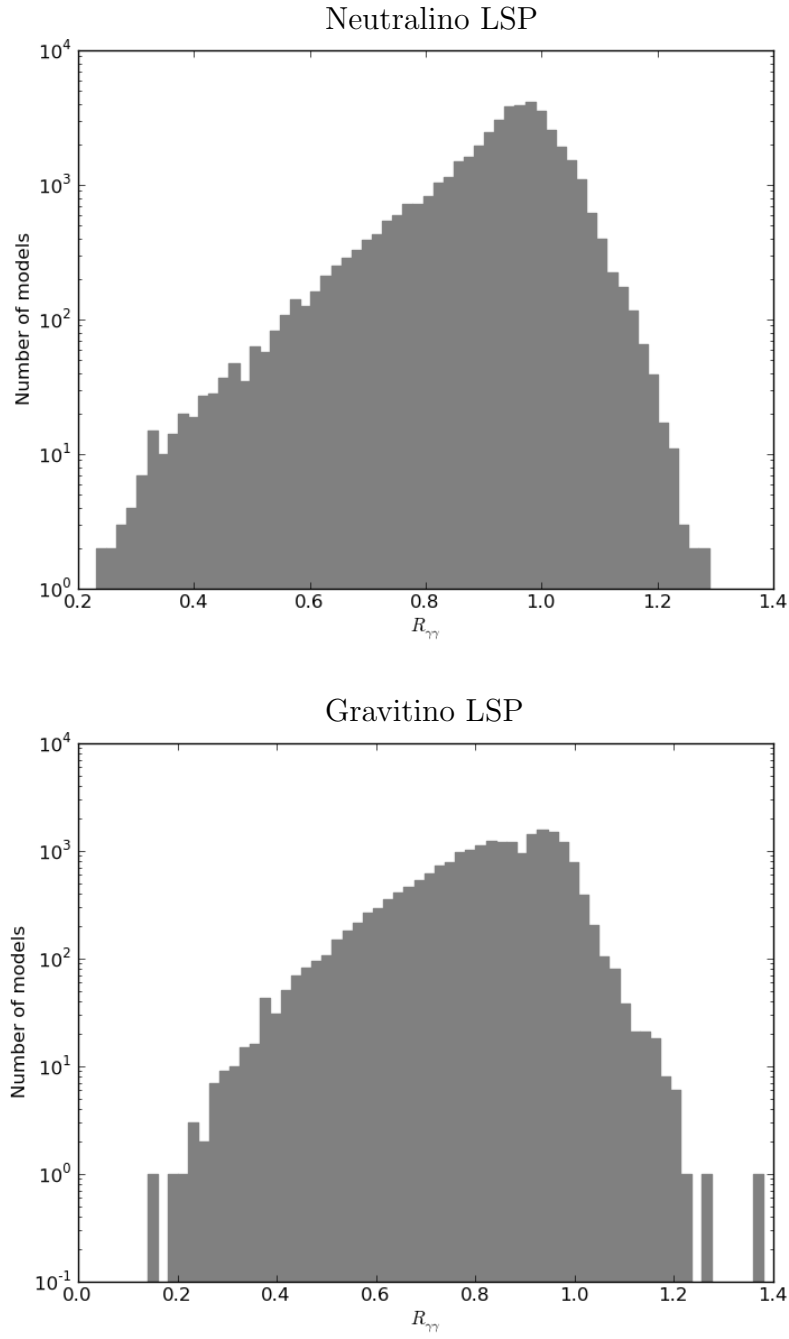


Figure 3: Histograms of the values of $R_{\gamma\gamma}$ for models with $m_h = 125 \pm 2$ GeV in the neutralino (top) and gravitino (bottom) LSP model sets.

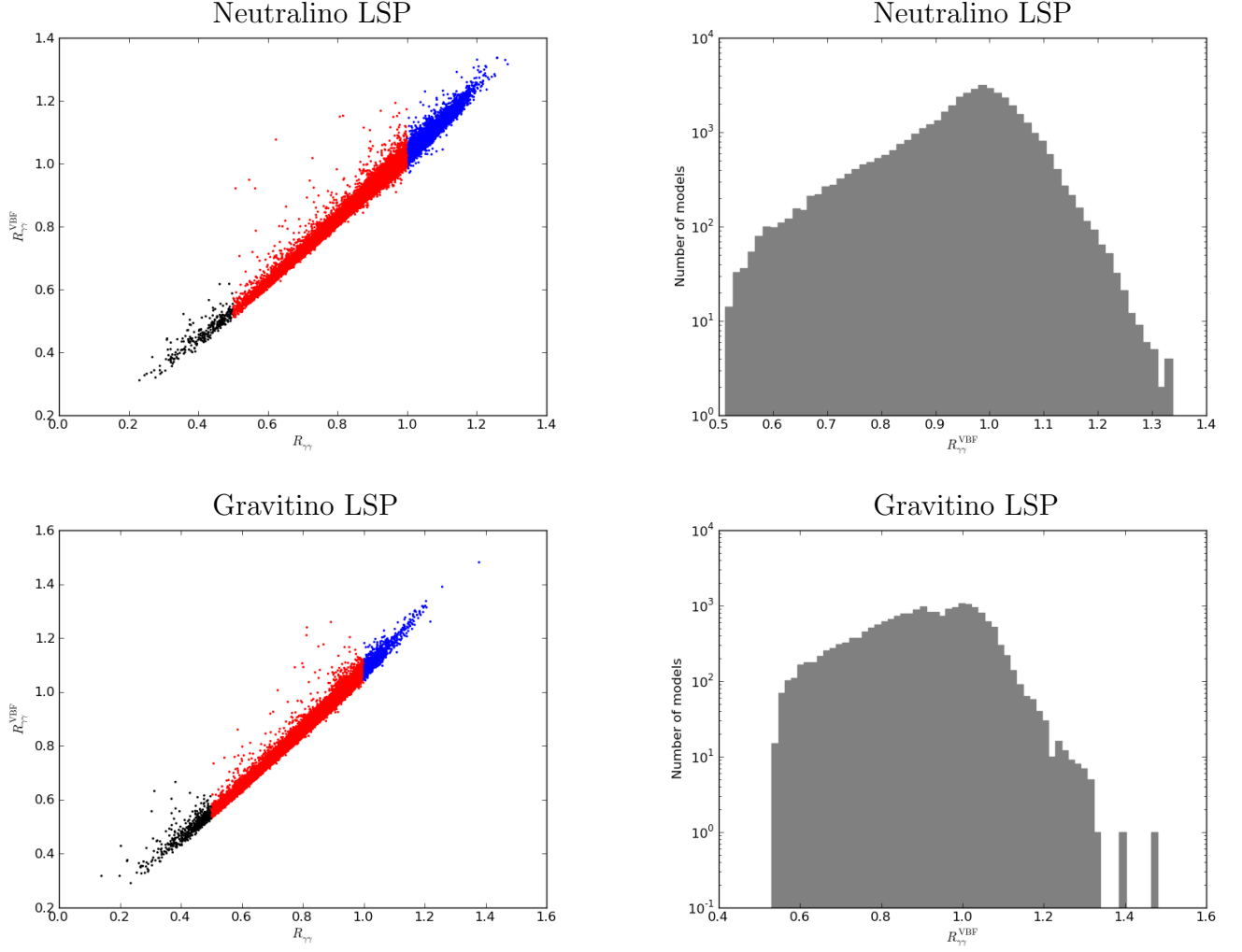


Figure 4: Correlation of $R_{\gamma\gamma}^{VBF}$ with $R_{\gamma\gamma}$ and histograms of the values of $R_{\gamma\gamma}^{VBF}$ in the neutralino (top) and gravitino (bottom) LSP model sets. The models shown satisfy $m_h = 125 \pm 2$ GeV and the histograms are made with the additional requirement $R_{\gamma\gamma} > 0.5$. The color coding is as described in Fig. 2.

few outliers. We see that the distributions of values for $R_{\gamma\gamma}^{VBF}$ are also qualitatively similar in shape to those obtained for $R_{\gamma\gamma}$ itself. As can be seen in Fig. 4, only a handful of models have $R_{\gamma\gamma}^{VBF}/R_{\gamma\gamma}$ appreciably larger than unity, corresponding to models where gluon fusion production of the Higgs is suppressed.

Although observation of the decay $h \rightarrow b\bar{b}$, and therefore determination of R_{bb} , is unlikely at the LHC in the near future, the recent Tevatron measurements [17] do provide some information on the $hb\bar{b}$ coupling itself. Within the MSSM in the decoupling limit, with $m_h = 125 \pm 2$ GeV, $h \rightarrow b\bar{b}$ is the dominant decay mode for the light Higgs. As a result, changes to the $h \rightarrow b\bar{b}$ partial width alter the branching fractions (and therefore the signal strengths) for the other Higgs decay modes [18]. Interestingly, the $hb\bar{b}$ coupling can get very large radiative corrections due to sbottom and gluino loops [19], particularly when various pMSSM mass parameters obtain large values. Since our parameters are scanned up to 4 TeV, large corrections are quite common in both model sets. Examination of the ratio R_{bb} is therefore interesting, and may allow us to probe these corrections. Given that the Tevatron Higgs searches relying on the $b\bar{b}$ decay mode of the Higgs observe an excess in the same region as the LHC discovery, R_{bb} is unlikely to be very small. Fig. 5 displays both the distribution of values for R_{bb} (assuming that $R_{\gamma\gamma} > 0.5$) and its correlation with $R_{\gamma\gamma}$ for both pMSSM model sets. As we can see from these figures, R_{bb} is *anti-correlated* with $R_{\gamma\gamma}$, in sharp contrast with the positive correlation seen for $R_{\gamma\gamma}^{VBF}$ (as well as the other R_{XX} observables, as we will see below). We also note that a fairly significant set of models are found to lie away from the dominant, almost linear, anti-correlation region in either model set. Here we see the rather general result that large values of $R_{\gamma\gamma}$ are obtained by reducing R_{bb} through large corrections to the $hb\bar{b}$ coupling discussed above. We will continue our discussion of the $h \rightarrow b\bar{b}$ partial width and its impact on the distribution of the non- b R_{XX} ratios below.

The $h \rightarrow \tau^+\tau^-$ decay mode probes the $h\tau^+\tau^-$ coupling which is indirectly tested by the ratio $R_{\tau\tau}$. Like the $hb\bar{b}$ coupling, the $h\tau^+\tau^-$ coupling can also receive loop corrections enhanced by pMSSM mass parameters, although they are not as large as for the former due to the smaller gauge couplings that appear in these loops (see, e.g. [20]). Fig. 6 displays both the distribution of values of $R_{\tau\tau}$ (assuming that $R_{\gamma\gamma} > 0.5$) and its correlation with $R_{\gamma\gamma}$ for both pMSSM model sets. Although the correlation is again observed to be almost linear (as it is in all cases except for R_{bb}), significant deviations from $R_{\tau\tau} \approx R_{\gamma\gamma}$ occur for a small but non-negligible set of models.

In the decoupling limit, the decay rates for both $h \rightarrow W^+W^-, ZZ$ at tree-level are essentially fixed once the Higgs mass is known. The ratio of these two partial widths is also completely determined up to (small) radiative corrections by the Higgs mass due to the custodial symmetric two-doublet nature of the MSSM, so anything we say about the ratio R_{ZZ} will also be applicable to the ratio $R_{W^+W^-}$ at the percent level.[‡] Since $h \rightarrow ZZ$ is the cleaner mode and is important for determining the light Higgs mass, for brevity we will only

[‡]We have explicitly verified the validity of this statement within our two pMSSM model sets.

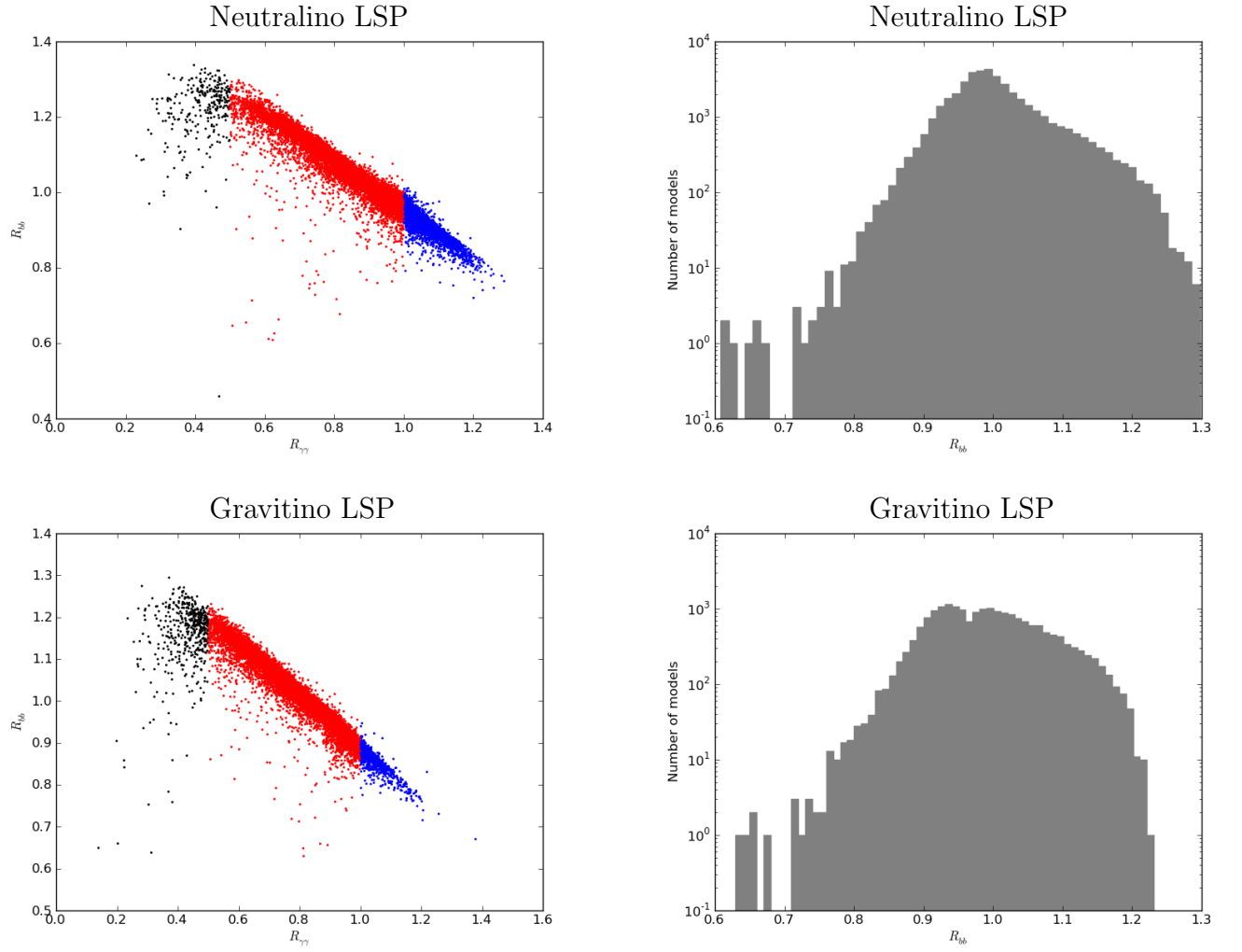


Figure 5: Same as the previous Figure but now for R_{bb} .

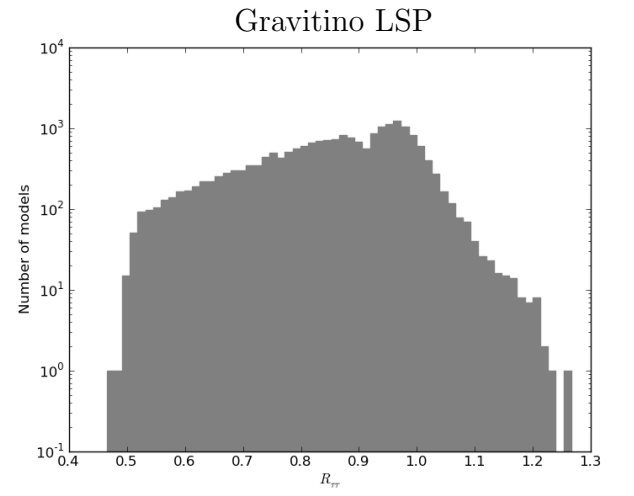
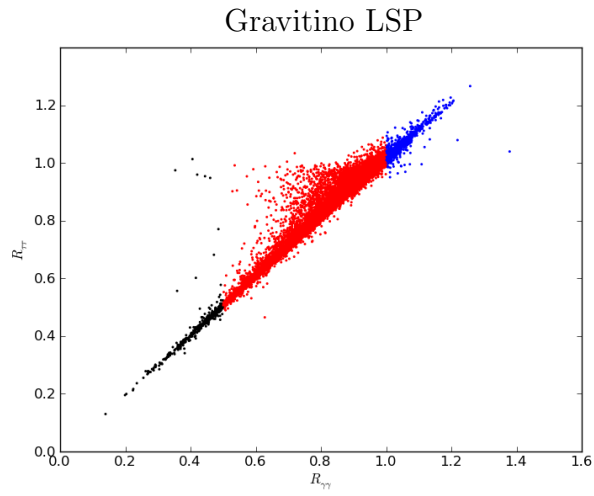
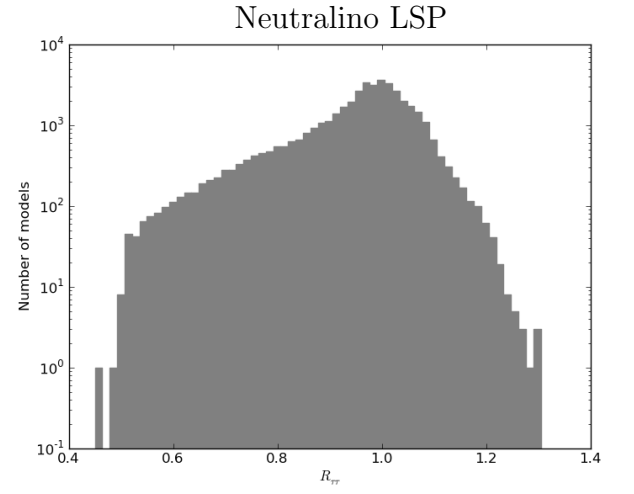
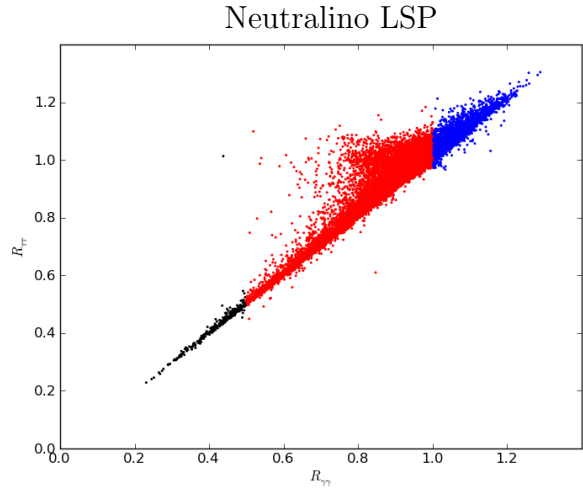


Figure 6: Same as the previous Figure but now for $R_{\tau\tau}$.

discuss the quantity R_{ZZ} . Fig. 7 displays both the distribution of values for R_{ZZ} (again assuming that $R_{\gamma\gamma} > 0.5$) and its correlation with $R_{\gamma\gamma}$ for both pMSSM model sets. We again see that these two ratios are highly correlated and that the histograms of the values of R_{ZZ} are quite similar to those obtained for the other non- b R_{XX} in both LSP model sets.

In principle, the loop-induced decay $h \rightarrow Z\gamma$ probes a different combination of pMSSM model parameters than does the more familiar $h \rightarrow \gamma\gamma$ mode. It is therefore interesting to consider whether the ratio $R_{Z\gamma}$ can differ significantly from $R_{\gamma\gamma}$ and thereby provide orthogonal constraints on pMSSM models. Unfortunately, as can be seen in Fig. 8, these two observables are as highly correlated as the other observables described above (with the exception of R_{bb}), and the distribution of $R_{Z\gamma}$ values is therefore seen to be quite similar to the distributions of the other R_{XX} .

In all cases, except for R_{bb} , the R_{XX} are highly correlated with $R_{\gamma\gamma}$ and therefore have nearly identical distributions in our model sets. To understand this trend, we decompose the R_{XX} into their component parts, looking particularly at the partial widths for the various decay channels. Again, we analyze the ratios to the corresponding SM values, defining the variable

$$r_X = \Gamma(h \rightarrow XX)/\Gamma(h_{SM} \rightarrow XX). \quad (3)$$

We note that in the decoupling limit at tree level, all the r_X 's are identically 1. Any deviations from $r_X = 1$ are therefore the result of radiative corrections. Unsurprisingly, the distributions of r_X values are peaked near unity in both model sets. In most cases, the tails of these distributions are at the few percent level, only marginally larger than the uncertainty in their calculation (see Figs. 9 and 10 for two examples of this, r_γ and r_g). The distributions for r_b (and to a lesser extent r_τ), however, have significant tails; after requiring $m_h = 125 \pm 2$ GeV, 25% (46%) of neutralino (gravitino) LSP models deviate from $r_b = 1$ by more than 20% and 0.4% (2%) of neutralino (gravitino) LSP models deviate from $r_\tau = 1$ by more than 20% (Fig. 11 displays histograms of r_b for each model set). In particular, we observe that the histogram of r_b values extends beyond ~ 3 for both model sets, although it is slightly more sharply peaked near unity in the neutralino case. The large variability in the $h \rightarrow b\bar{b}$ width, and therefore the total width, relative to the SM value (with the other $r_X \simeq 1$) means that the $h \rightarrow b\bar{b}$ width determines to a good approximation the shape of the various R_{XX} distributions we examined above. Varying the $h \rightarrow b\bar{b}$ partial width while approximately holding the other partial widths fixed at their SM value explains to a large extent the strong correlations between the non- b R_{XX} described above, as well as the shapes of their distributions. A small portion of the correlated variation of the R_{XX} is also explained by changing the $h \rightarrow gg$ partial width, altering the production cross-section for the light Higgs. However, this variation is highly sub-dominant due to the small spread of values for r_g within our model sets. The extent to which r_b controls the signal strength in the diphoton channel is seen in Fig 12. In particular, we see that a few models have a low value of $R_{\gamma\gamma}$ despite having $r_b \approx 1$, resulting from suppression of the gluon fusion production channel. However, *all* of our models with a significant enhancement of $R_{\gamma\gamma}$ have a suppressed $hb\bar{b}$ coupling.

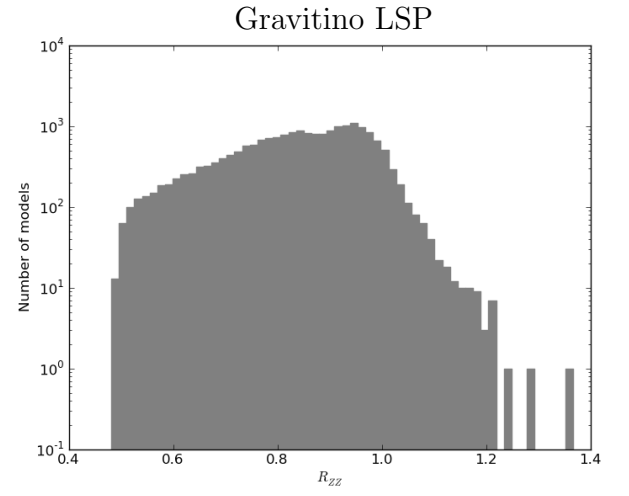
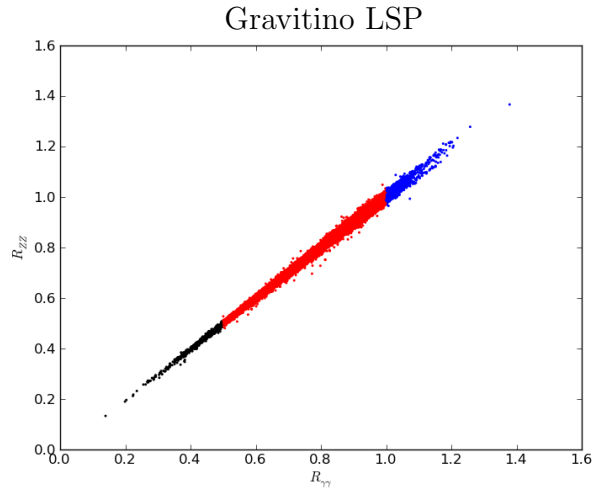
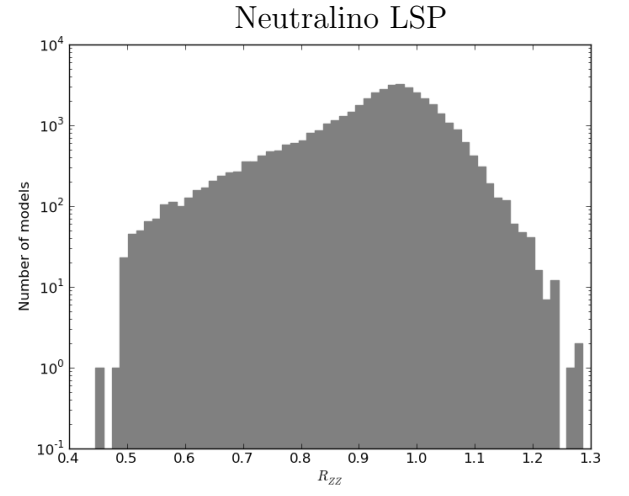
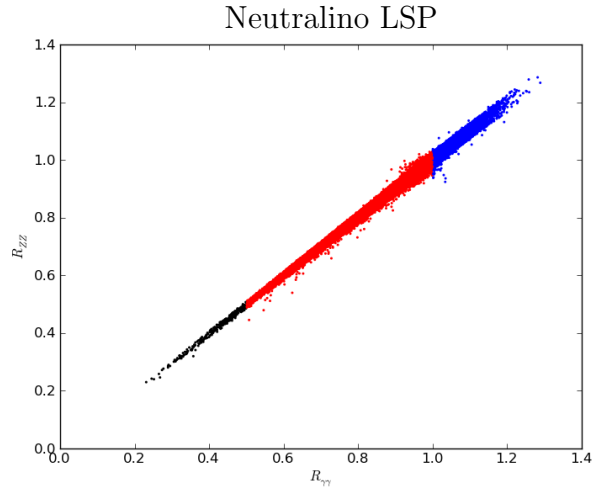


Figure 7: Same as the previous Figure but now for R_{ZZ} .

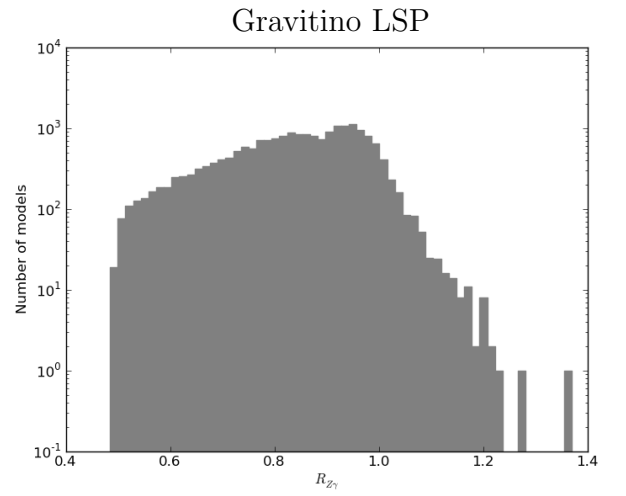
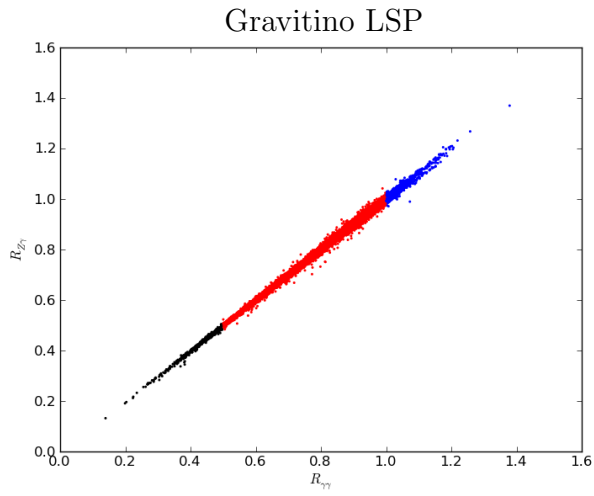
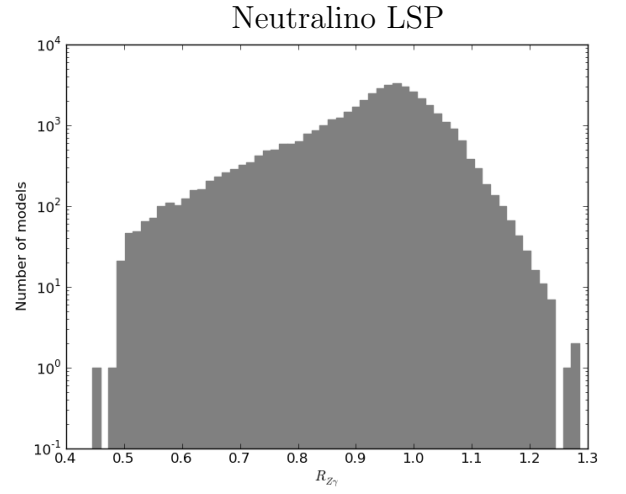
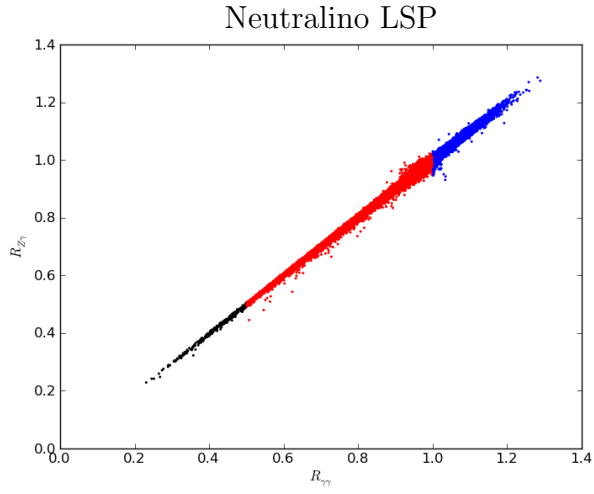


Figure 8: Same as the previous Figure but now for $R_{Z\gamma}$.

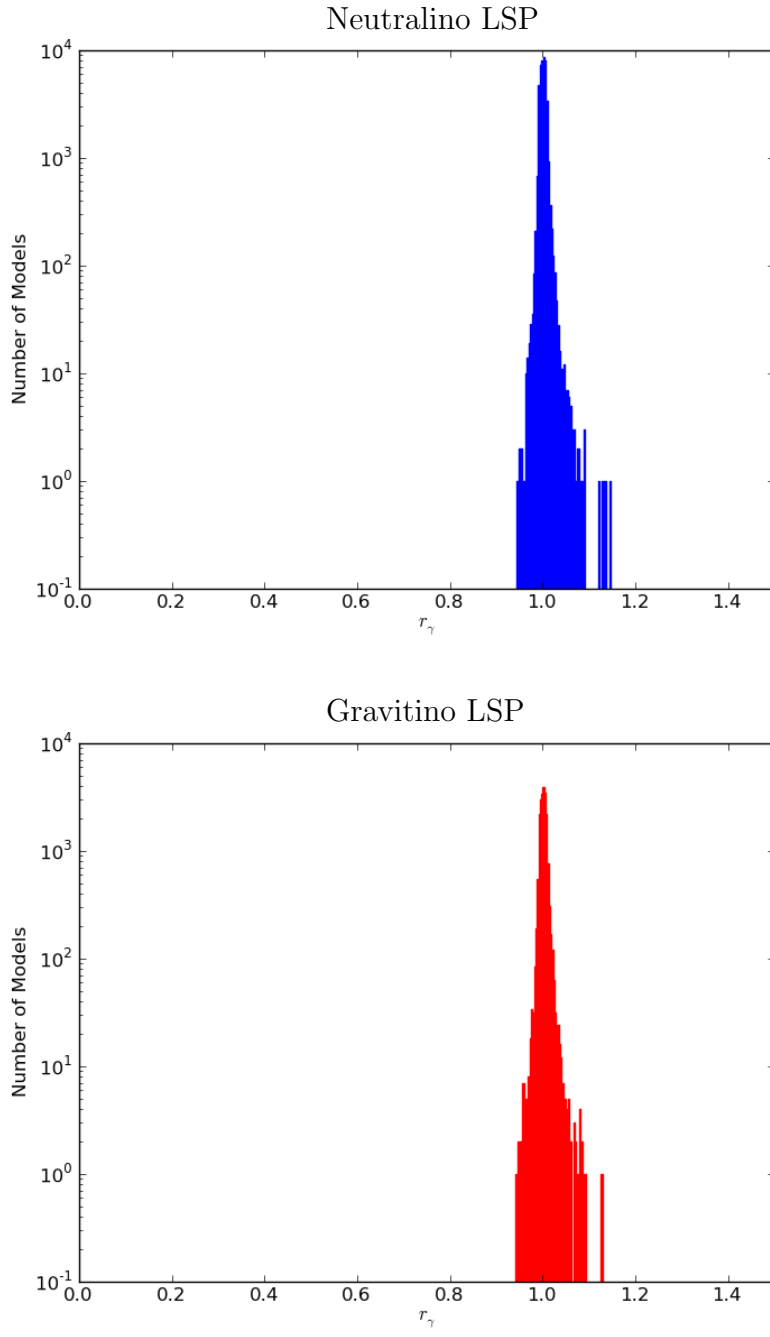


Figure 9: Histograms of the values of r_γ for models with $m_h = 125 \pm 2$ GeV in the neutralino (top) and gravitino (bottom) LSP model sets.

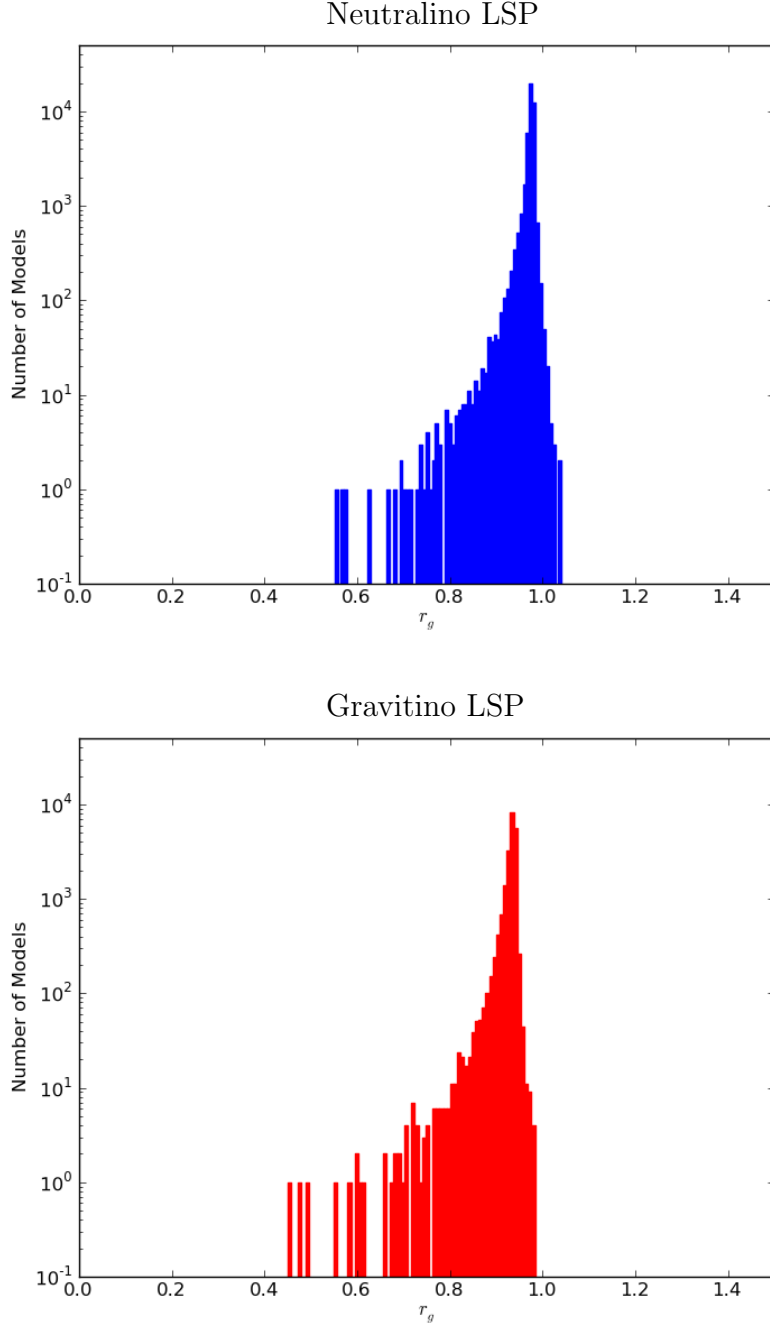


Figure 10: Histograms of the values of r_g for models with $m_h = 125 \pm 2$ GeV in the neutralino (top) and gravitino (bottom) LSP model sets.

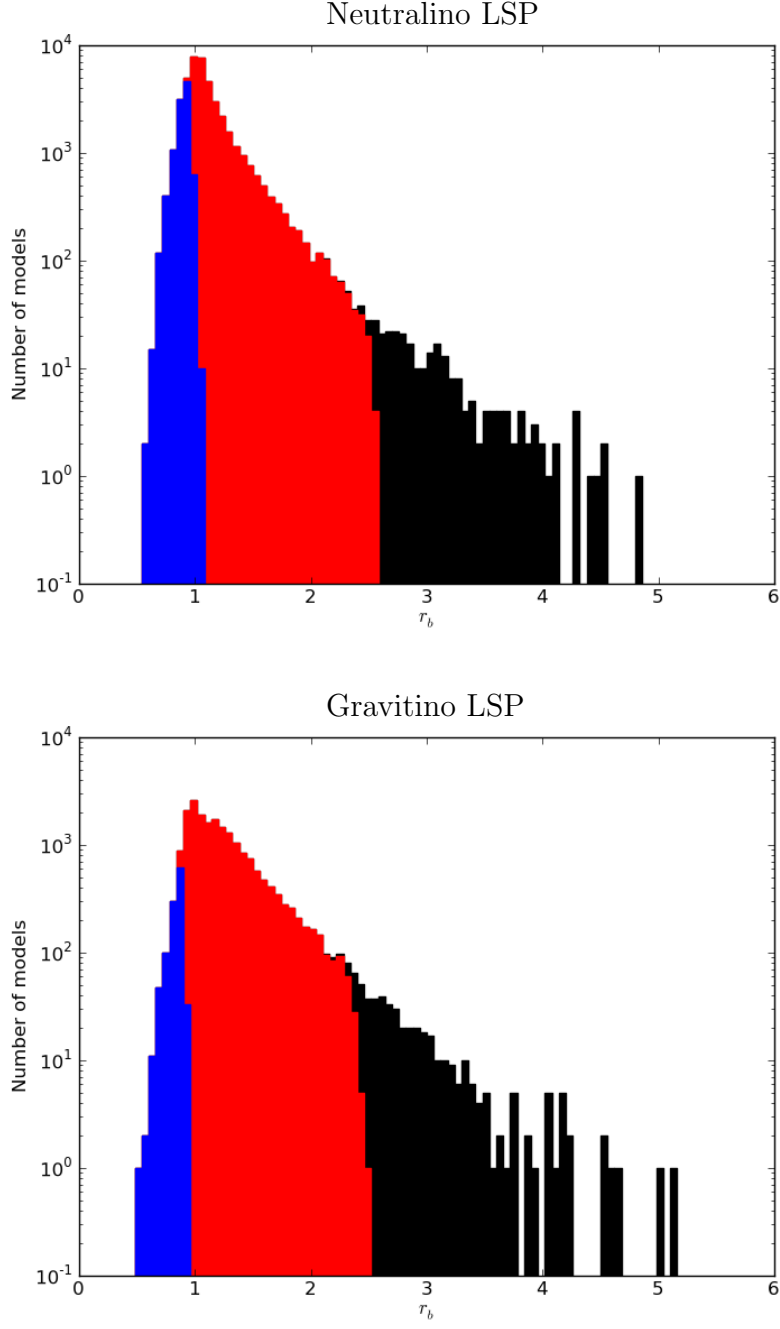


Figure 11: Histograms of the values of r_b for models with $m_h = 125 \pm 2$ GeV in the neutralino (top) and gravitino (bottom) LSP model sets. Colors represent the ranges of $R_{\gamma\gamma}$ defined in Fig. 2.

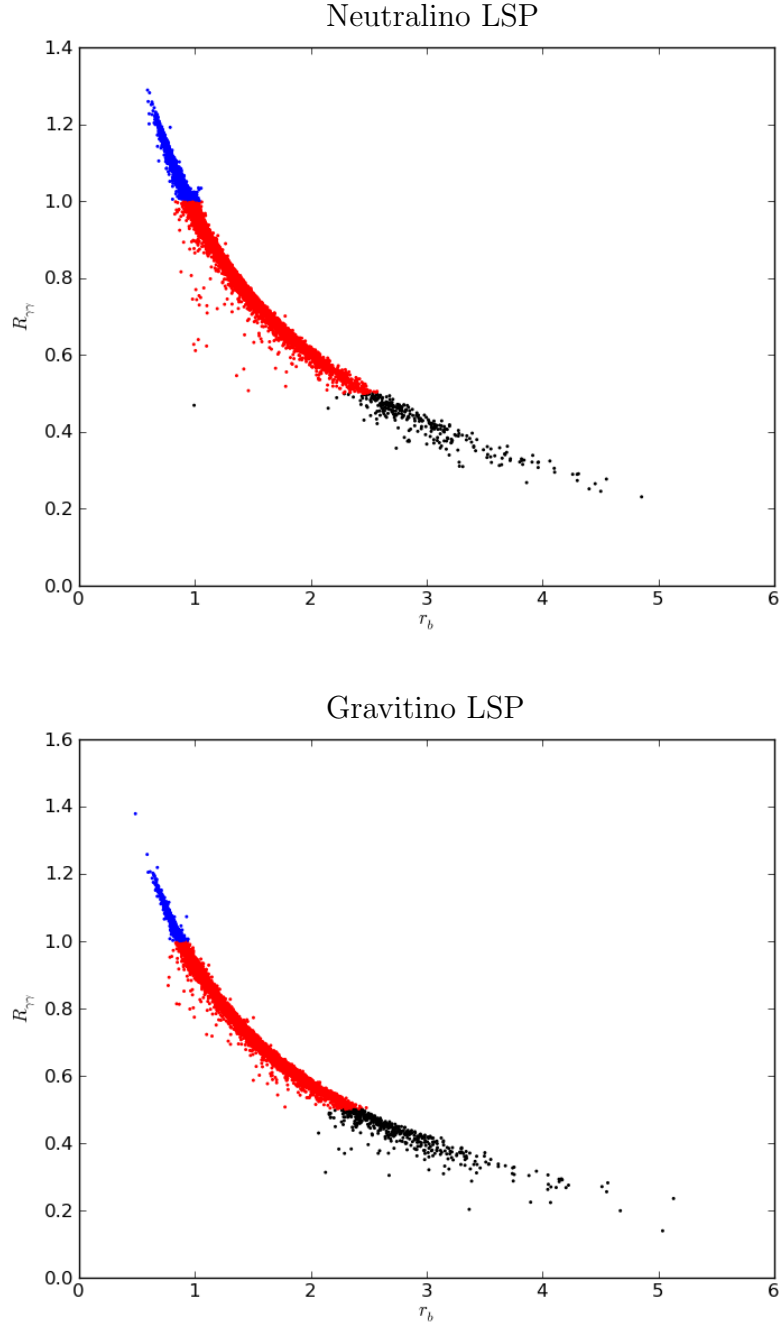


Figure 12: Correlation of $R_{\gamma\gamma}$ with the normalized partial width for $h \rightarrow b\bar{b}$, r_b , for models with $m_h = 125 \pm 2$ GeV. The upper (lower) panel is for the neutralino (gravitino) LSP model set. The color code is the same as in previous figures.

Since slowly decoupling [21] radiative corrections to the $hb\bar{b}$ coupling are the dominant factor determining the diphoton signal strength, it is interesting to ask which parameters result in large corrections. In our model sets, the large radiative corrections to the $hb\bar{b}$ coupling are strongly correlated with the bottom squark mixing, specifically the off-diagonal term in the sbottom mass matrix, $X_b = A_b - \mu \tan \beta$. To appreciate the strength of this correlation, we show in Fig. 13 the relationship between r_b , the relative partial width for $h \rightarrow b\bar{b}$, as a function of the ratio $X_b/m(\tilde{b}_2)$ for $m_h = 125 \pm 2$ GeV in both model sets. Once again, the colors of the points correspond to the value of $R_{\gamma\gamma}$ for a given model. We observe that large values of the partial width for $h \rightarrow b\bar{b}$ (small values of $R_{\gamma\gamma}$) occur when the sbottom mixing is large and negative. Similarly, we see that values of $R_{\gamma\gamma} > 1$ occur when a large positive mixing suppresses the $h \rightarrow b\bar{b}$ partial width in comparison with the SM.

How are the *other* properties of the pMSSM models influenced by requiring a light Higgs boson in the 123-127 GeV mass range? To address this problem we show in Fig. 14 the values of $X_t = (A_t - \mu \cot \beta)/M_S$ (with $M_S^2 = m_{t_1}m_{t_2}$) as a function of either m_{t_1} or m_h for both model sets with the ranges of $R_{\gamma\gamma}$ color-coded as described above. Here we observe the well-known result that larger X_t values are generally selected by requiring a Higgs mass in this range [22], with the maximal contribution to the Higgs mass from stop mixing occurring at $X_t = \sqrt{6}M_S$. Note that the blue points, corresponding to values of the ratio $1 < R_{\gamma\gamma} \leq 1.5$, are roughly evenly distributed within the preferred X_t zones. Note also that as m_{t_1} gets smaller the required value of $\frac{X_t}{M_S}$ grows. We observe that models with m_{t_1} as low as ~ 250 GeV can still produce a Higgs mass in the desired range. Fig. 15 shows the effect of applying the Higgs mass cut on the distributions of X_t , m_{t_1} , m_{t_2} , and $\tan \beta$. We see that large (but not dangerously large in the sense that the stops are non-tachyonic) values of X_t are preferred. We also notice that models with a very large m_{t_1} are depleted whereas the opposite is true for m_{t_2} . Additionally, we see that models with low values of $\tan \beta$ are also relatively depleted by imposing the $m_h = 125 \pm 2$ GeV requirement.

3.2 Fine-Tuning in the pMSSM

As has recently been discussed by several groups of authors [6], the possible observation of a SM-like Higgs in the $\simeq 123 - 127$ GeV mass range, combined with the lack of any sparticle signatures at the 7 TeV LHC, appears to indicate that the general MSSM is reasonably (or even substantially) fine-tuned (FT). Furthermore, the amount of FT suffered by specific models of SUSY breaking can be even more substantial (due to the correlations between weak-scale parameters resulting from the small number of input parameters at a high scale). It is therefore interesting to consider the range of fine tuning values found in both our neutralino and gravitino LSP model sets, and see how it is influenced by requiring a light Higgs mass of 125 ± 2 GeV. In the analysis that follows, we will employ the standard fine-tuning approach as discussed in Refs. [23,24], but now extended to the pMSSM. Our analysis

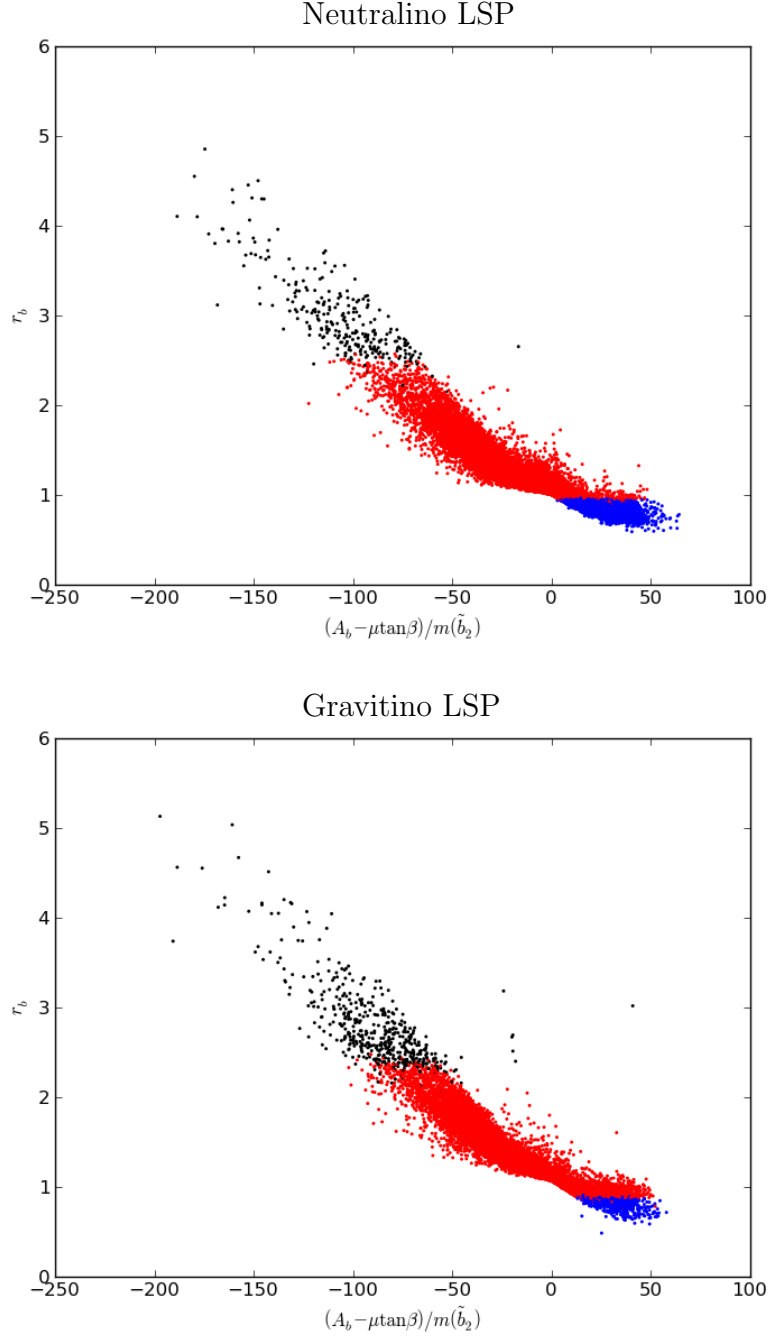


Figure 13: The relative $h \rightarrow b\bar{b}$ partial width, as a function of the ratio $X_b/m(\tilde{b}_2)$, with X_b as defined in the text. Plotted models have $m_h = 125 \pm 2$ GeV. The upper (lower) panel is for the neutralino (gravitino) model set. The color code is the same as in previous figures.

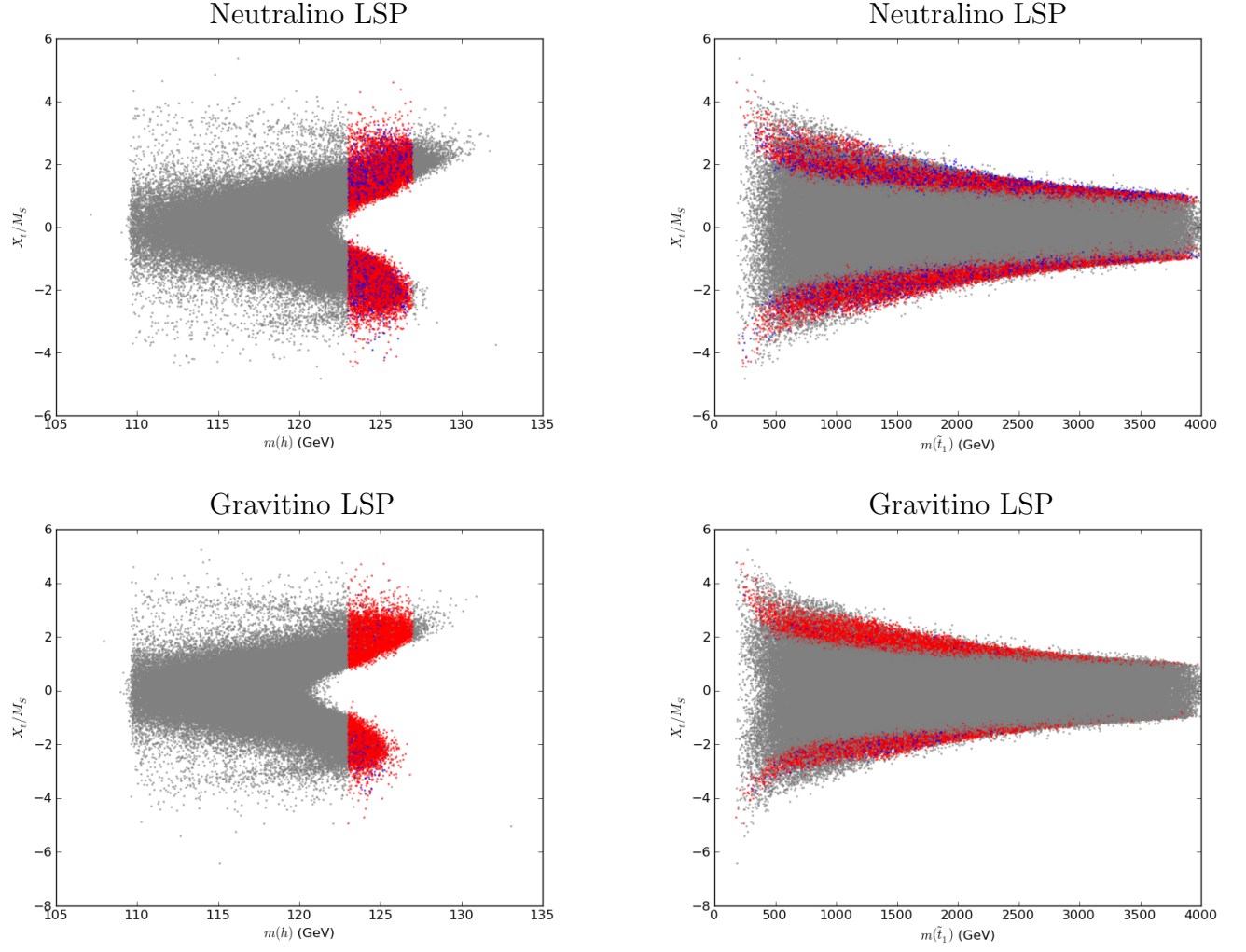


Figure 14: $X_t = (A_t - \mu/\tan\beta)/M_S$ (with $M_S^2 = m_{t_1}m_{t_2}$) as a function of either m_{t_1} or m_h for the neutralino (top) and gravitino (bottom) model sets. The color code is the same as in previous figures.

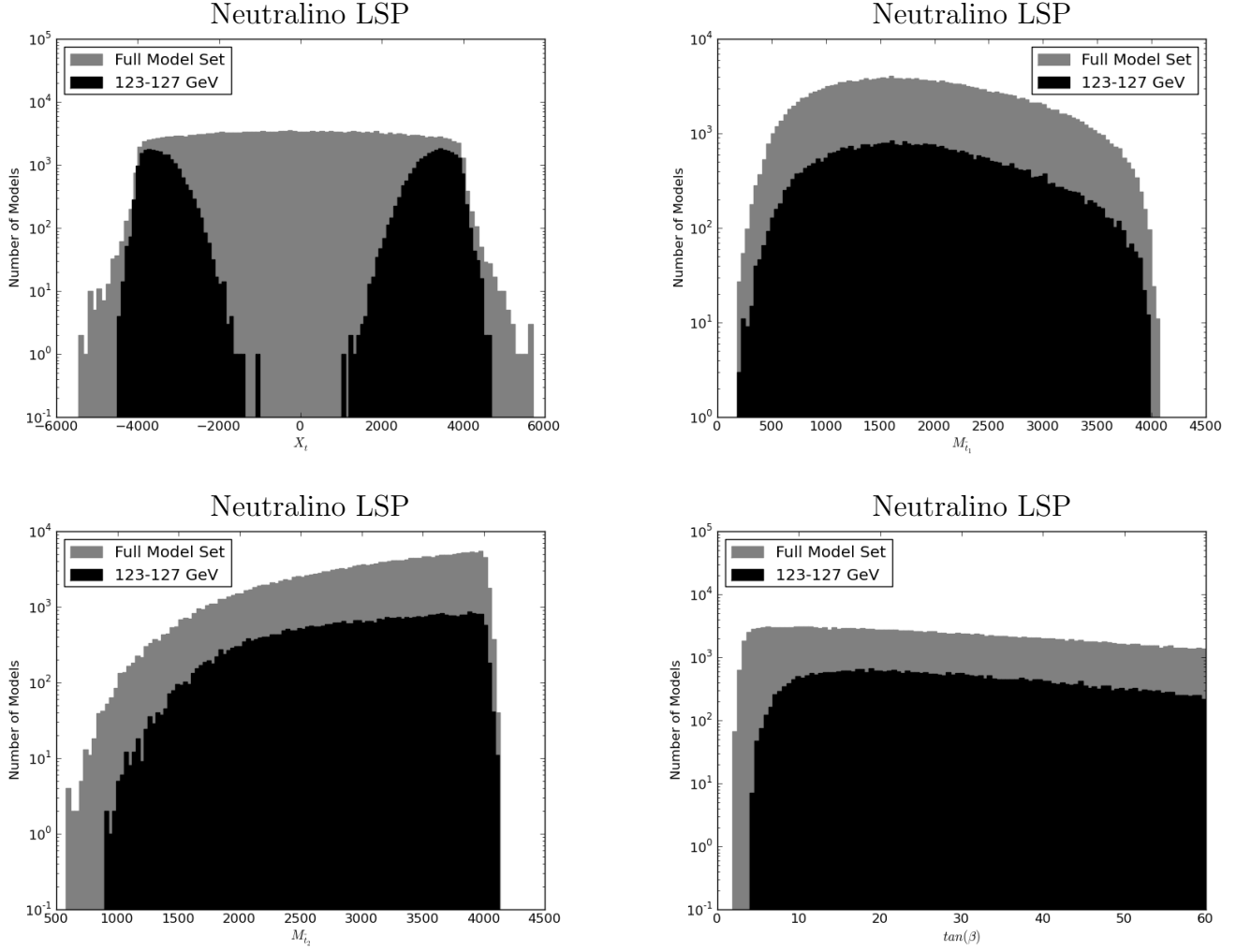


Figure 15: Comparison of the allowed values of X_t , m_{t_1} and m_{t_2} (all in GeV) as well as $\tan \beta$ both before and after applying the $m_h = 125 \pm 2$ GeV requirement in the neutralino pMSSM model set.

is based on the fundamental relationships between the 19[§] weak scale soft SUSY-breaking parameters of the pMSSM, denoted here as p_i ($1 \leq i \leq 19$), the mass of the Z boson and the effective scalar mass parameters in the Higgs potential. Specifically, we consider the relation

$$M_Z^2 = -2\mu^2 + 2 \frac{m_{H_d}^2 - t_\beta^2 m_{H_u}^2}{t_\beta^2 - 1}, \quad (4)$$

where $t_\beta = \tan \beta$ and $m_{H_{d,u}}^2$ are the usual doublet mass terms in the Higgs potential. This relationship is assumed to hold beyond tree-level and include well-known radiative corrections. Since the masses $m_{H_{d,u}}^2$ themselves depend upon the various p_i via these loop corrections, the usual quantities

$$Z_i = \frac{\partial(\log M_Z^2)}{\partial(\log p_i)} = \frac{p_i}{M_Z^2} \frac{\partial M_Z^2}{\partial p_i} \quad (5)$$

can then be directly calculated. We then define the overall amount of FT in a given pMSSM model via the single parameter [23, 24]

$$\Delta = \max(|Z_i|), \quad (6)$$

although an alternative definition of fine-tuning,

$$\delta = \left(\sum_i Z_i^2 \right)^{1/2}, \quad (7)$$

will also be considered briefly in the discussion below. Clearly in the limit that only one of the Z_i dominates in this sum these two definitions will yield essentially identical results. In practice, this need not be the case, although the contributions to both fine-tuning measures are indeed dominated by only a few of the Z_i . Generally we expect that in a given model, δ will be somewhat larger (by factors of a few) than Δ . Thus requiring δ to lie below a specific value will place a stronger fine-tuning constraint than requiring Δ to be below that same value.

In performing our calculations of fine-tuning we employ the same assumptions used during the generation of our two model sets (in particular, that the masses and Yukawa couplings and, for consistency, the associated A -terms of the SM fermions of the first two generations are zero). In this case, the 1-loop, leading-log (LL) contributions to the Z_i arising from the five pMSSM Lagrangian parameters $M_{Q1,2}$, $M_{L1,2}$, $M_{u1,2}$, $M_{d1,2}$ and $M_{e1,2}$ are all identically zero and, in addition, the corresponding 2-loop, next-to-leading-log (NLL) contributions from these same parameters are very highly suppressed and can be safely ignored.

For a generic p_i , contributions to the corresponding Z_i may *first* appear at tree-level, LL or NLL order. Although in most cases we will keep only the leading term, in some cases the numerics warrant including the higher order contribution as well. All of the various

[§]For the gravitino LSP model set, the effect of $m_{3/2}$ on the fine-tuning is completely negligible.

LL and NLL contributions can be directly obtained using the expressions for the 1- and 2-loop β functions for the full set of MSSM parameters as given in detail in Ref. [25], and by introducing a cutoff scale, $X = \log(\Lambda/M_S)$, where $M_S^2 = m_{\tilde{t}_1} m_{\tilde{t}_2}$ defines the SUSY scale as usual. All LL(NLL) contributions are then proportional to this parameter $X(X^2)$. Conventionally in numerical calculations [6], it is assumed that $X = 3$ and we will follow this convention in our numerical analysis below.

Some of the p_i lead to relatively small values for the corresponding Z_i due to, *e.g.*, a large value of $\tan^2 \beta$ or the presence of small gauge couplings. Alternatively, they may have typical LL contributions to Z_i but have suppressed NLL contributions. In such cases, it is sufficient to consider only their LL order fine-tuning contributions (the tree-level term being absent). The six parameters for which this occurs are: $A_{b,\tau}$, $M_{1,2}$ and $M_{L3,e3}$. As examples, at LL order we obtain for the two A -terms

$$Z_{A_{b(\tau)}}^{LL} = \frac{3(1)X}{2\pi^2} y_{b(\tau)}^2 \frac{A_{b(\tau)}^2}{M_Z^2} \frac{1}{t_\beta^2 - 1}, \quad (8)$$

whereas for the electroweak gaugino mass parameters one has

$$Z_{M_{2(1)}}^{LL} = \frac{X}{2\pi^2} 3g^2(g_Y^2) \frac{M_{2(1)}^2}{M_Z^2}. \quad (9)$$

Note that Z_{M_2} can be significant when M_2 approaches the 1 TeV mass scale; for $\Delta < 100$ (10) this would require $M_2 < 2070$ (654) GeV in LL order. Further note that in the special case of M_2 , a few of the models have NLL contributions that are as large as $\sim 10\%$ of the LL contribution. In general, however, we can safely ignore these NLL contributions.

For some parameters, such as μ , the fine-tuning arises at tree level [24], with

$$Z_\mu^{TL} = \frac{4\mu^2}{M_Z^2} \left(1 + \frac{M_A^2 + M_Z^2}{M_A^2} \tan^2 2\beta \right), \quad (10)$$

from which we can immediately read off the tree-level constraint on μ in the decoupling, large $\tan \beta$ regime, *i.e.*, $Z_\mu^{TL} \simeq 4\mu^2/M_Z^2 < 100$ (10) implies $\mu < 455$ (145) GeV and, hence, the favored scenario of light Higgsinos. Given our parameter scan ranges we would expect Z_μ to play a dominant role in our fine-tuning calculations. Since the tree-level terms are so important in this case, the LL contributions are also included in our calculation of the fine-tuning arising from μ , Z_μ^{LL} (see the Appendix for this expression), since they can have a significant numerical impact. The parameters $p_i = M_A$ and $\tan \beta$, on the other hand, require only the dominant tree-level contributions, where we use the expressions given in Ref. [24]. As we will see, the contribution of M_A to FT can be important for small and moderate values of $\tan \beta$.

For the three parameters A_t, M_{Q3} and M_{u3} , the corresponding Z_i contributions obtained at LL are potentially large and the resulting constraints strong so that including the

corresponding NLL contributions is necessary to obtain a reliable estimate of their true impact. This is particularly important as these parameters are also crucial for generating large Higgs masses in the range of current interest, $m_h = 125 \pm 2$ GeV. As an example, consider Z_{A_t} at LL (those for M_{Q3} and M_{u3} are similar and are given in the Appendix), where we obtain:

$$Z_{A_t}^{LL} = \frac{3X}{2\pi^2} y_t^2 \frac{A_t^2}{M_Z^2} \frac{-t_\beta^2}{t_\beta^2 - 1}, \quad (11)$$

where y_t is the top quark Yukawa coupling. Here we see a good example of the somewhat general result that the LL value of each Z_i directly constrains a single pMSSM parameter. For large $\tan \beta \gg 1$ and with $y_t^2 \sim 1/2$, demanding $|Z_{A_t}^{LL}| < 100$ (10) implies $A_t \lesssim 1.91$ (0.60) TeV. This constraint gets somewhat more complicated when the NLL contribution is also included, as several of the other pMSSM parameters become involved in the analytic expression. We find that in this case the NLL contribution is given by

$$Z_{A_t}^{NLL} = \frac{24X^2}{(16\pi^2)^2} \frac{A_t}{M_Z^2} \frac{-y_t^2}{t_\beta^2 - 1} \left[T_1 + t_\beta^2(-T_2 + T_3) \right], \quad (12)$$

where $T_1 = y_b^2(A_t + A_b)$, $T_2 = 12y_t^2 A_t + y_b^2(A_t + 2A_b)$ and $T_3 = (4/3)[4g_s^2(A_t - M_3) + (g_Y^2/3)(A_t - M_1)]$, with $g_{s(Y)}$ being the SM strong(hypercharge) coupling constant and y_b being the b -quark Yukawa coupling. Scanning the pMSSM parameter space of our two model sets, we find that this NLL contribution can generally soften the LL constraint on the value of A_t by 10–15%, with values as large as ~ 2.2 (0.7) TeV now being allowed if we still require that $|Z_{A_t}^{LL+NLL}| < 100$ (10). This result is quite general: We find that including these important NLL contributions to the Z_i tends to slightly soften the FT constraints obtained at LL. Thus, considering such terms somewhat decreases the overall amount of FT in our model sets. Similar NLL results can be obtained (and are particularly important) for both M_{Q3} and M_{u3} , and can be found in the Appendix.

In the case of the gluino mass parameter M_3 , the contribution to the corresponding Z_{M_3} first appears at NLL. However, it can be numerically significant since it scales roughly proportional to $(\frac{\alpha_s}{\pi})(\frac{M_3^2}{M_Z^2})$. More explicitly, at NLL we find the result

$$Z_{M_3}^{NLL} = \frac{2\alpha_s X^2}{(3\pi^3)(t_\beta^2 - 1)} \frac{M_3}{M_Z^2} \left[-y_b^2(2M_3 - A_b) + t_\beta^2 y_t^2(2M_3 - A_t) \right], \quad (13)$$

which shows that a significant cancellation is possible when $A_t \simeq 2M_3$. In practice, we will see that Z_{M_3} will not be too important in determining the overall amount of FT.

The complete expressions for all non-zero Z_i contributions not given above are provided in the Appendix.

Figure 16 shows the values of Δ obtained for our two model sets as functions of the light Higgs mass. Here, one sees that in either set we obtain the well-known result that pMSSM models with lower (higher) values of m_h are less (more) fine-tuned. However, even

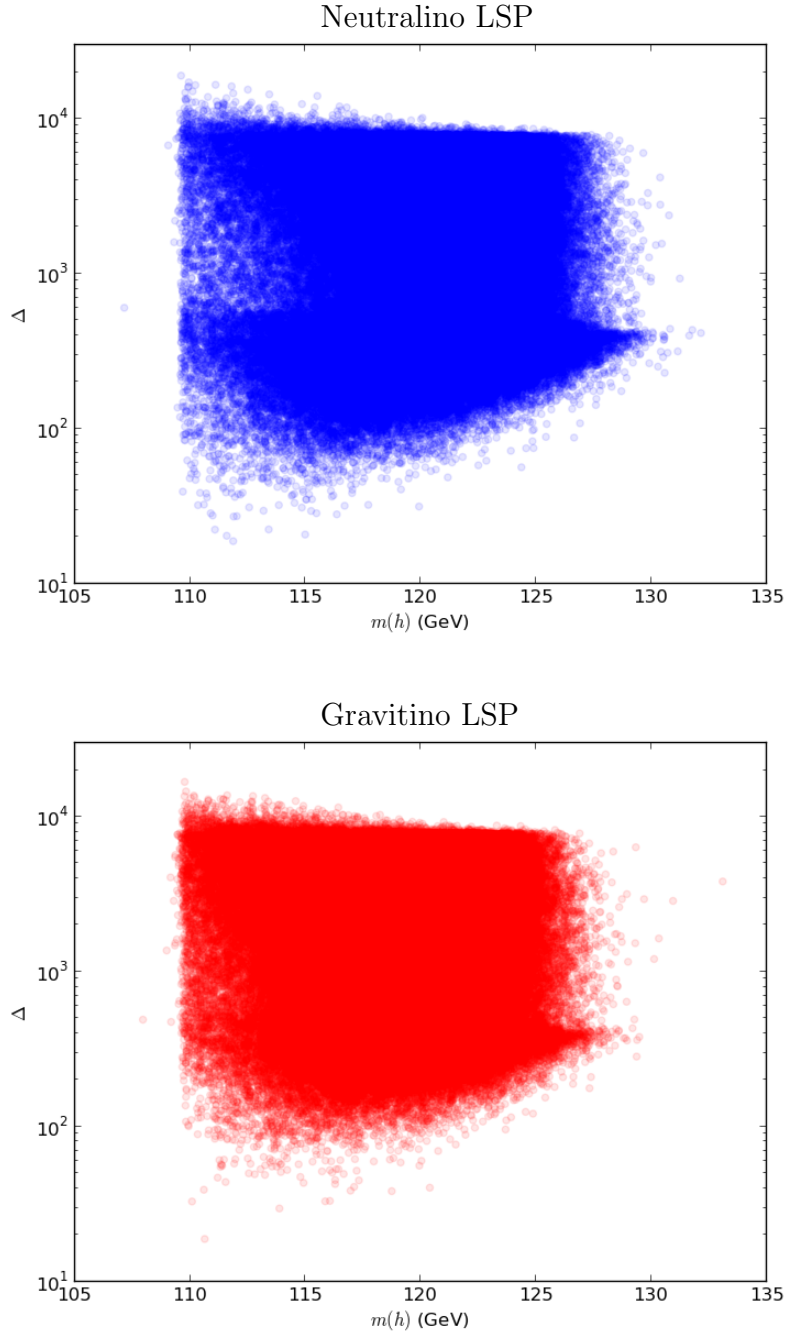


Figure 16: Fine-tuning as a function of the light Higgs mass in the neutralino (top blue) and gravitino (bottom red) LSP model sets.

without restricting the value of m_h to be 125 ± 2 GeV, the number of models with low FT values is not large (although neutralino LSP models are somewhat more successful in this regard). The small number of Low-FT models ultimately results from the large scan range for μ , since the large majority of μ values in the scan range will lead directly to large fine-tuning. Interestingly, for values of m_h above the LEP limit of ~ 115 GeV, we observe that the smallest obtained values of Δ grow essentially exponentially with increasing m_h in both model sets.

To get a better overall impression of the amount of fine-tuning in the two model sets and to emphasize their differences, we show in Fig. 17 histograms of the number of models with fine-tuning *below* some fixed value of Δ . Several different results are compared: the distribution of Δ for the full neutralino and gravitino LSP model sets, as well as the corresponding results obtained after imposing the $m_h = 125 \pm 2$ GeV requirement. The kinks in the cumulative distributions occur when μ takes over as the dominant source of FT, as will be discussed below. Here we clearly see that demanding a large Higgs mass forces large values of Δ . For $m_h = 125 \pm 2$ GeV, very few models have $\Delta \leq 100$: We find only 15 (1) in the case of the neutralino (gravitino) LSP model set. Of the 15 neutralino LSP models, 13 pass the various LHC MET and stable sparticle searches (*i.e.*, are not yet excluded) [4]. The single gravitino LSP model has a chargino NLSP that would decay in the LHC detector, so determining its viability requires a dedicated study which we leave to a future work [26]. Of course, as we can see from Fig. 17, the number of ‘satisfactory’ models in either case grows quite rapidly as we soften our requirement on the value of Δ , especially in the range $100 \lesssim \Delta \lesssim 500$.

For purposes of comparison, Fig. 18 shows histograms of the analogous values for the FT parameter δ . Since in any model we must have $\delta \geq \Delta$, we would expect the pMSSM models with δ below a given limit to be less frequent than those with Δ below the same value. In this figure, we see that this expectation is clearly realized for both model sets.

It is interesting to ask which of the Z_i dominates the FT; Figs. 19 and 20 address this question for both LSP model sets, before and after including the Higgs boson mass constraint of $m_h = 125 \pm 2$ GeV. In all cases we see that the contribution from μ is dominant, which should not be too surprising given its tree-level nature and the discussion above. Specifically, μ is scanned over a wide range of values, most of which lead to large fine-tuning regardless of the other model parameters. After μ , the parameters M_{Q3} , M_{u3} and A_t are next in importance in generating significant fine-tuning. Unsurprisingly, their importance increases substantially when large Higgs masses are required, since these parameters are involved in the necessary large radiative corrections. We see that the fine-tuning arising from these parameters is significantly larger in the neutralino LSP model set; this is a result of the somewhat heavier (on average) sparticle mass spectra in this model sample. Note that the gluino mass parameter, M_3 , is never among the most dominant contributors due to the relatively small numerical coefficient in the NLL expression (see Eq. 13). (This does *not*, however, mean that large values of M_3 can’t produce large fine-tuning, only that they are never the dominant fine-tuning source). Lastly, we note that there are a reasonable number

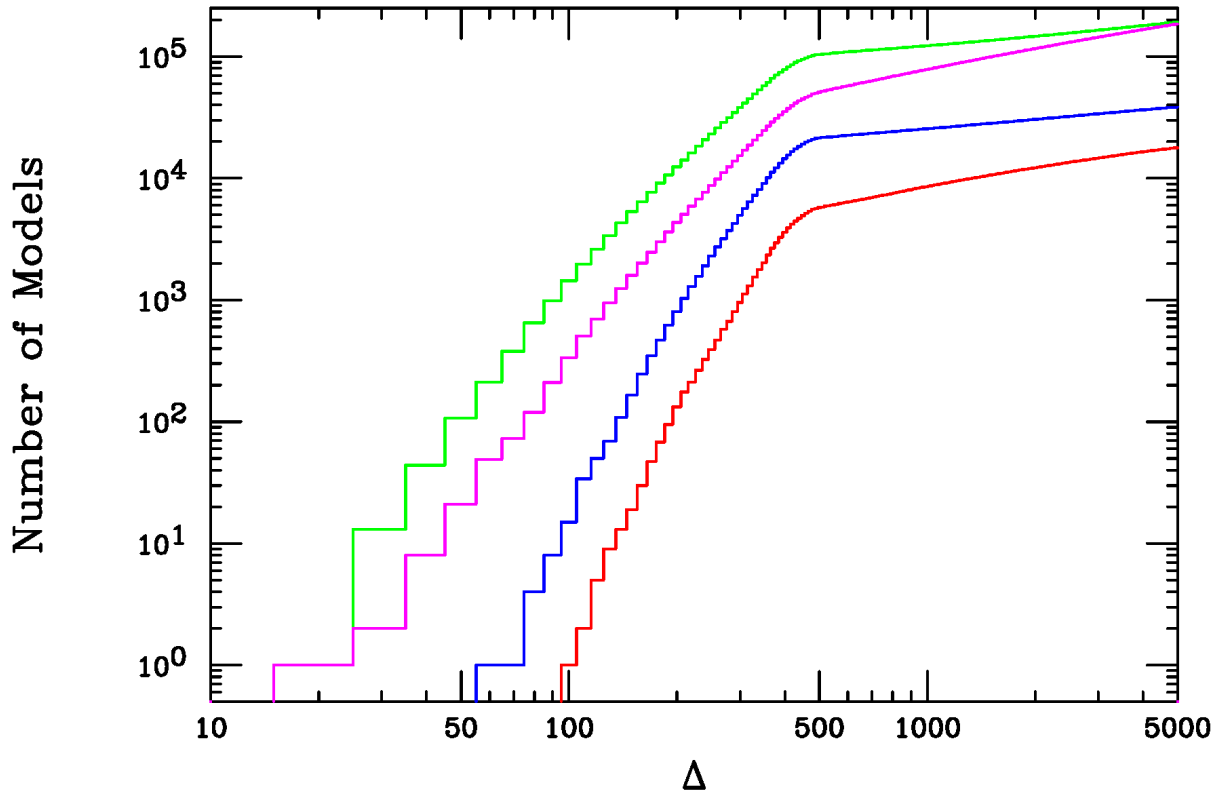


Figure 17: Number of models with $FT \leq \Delta$. From top to bottom the histograms are for the full neutralino LSP model set (green), the full gravitino set (magenta), the neutralino set after requiring $m_h = 125 \pm 2$ GeV (blue) and the gravitino set with $m_h = 125 \pm 2$ GeV (red).

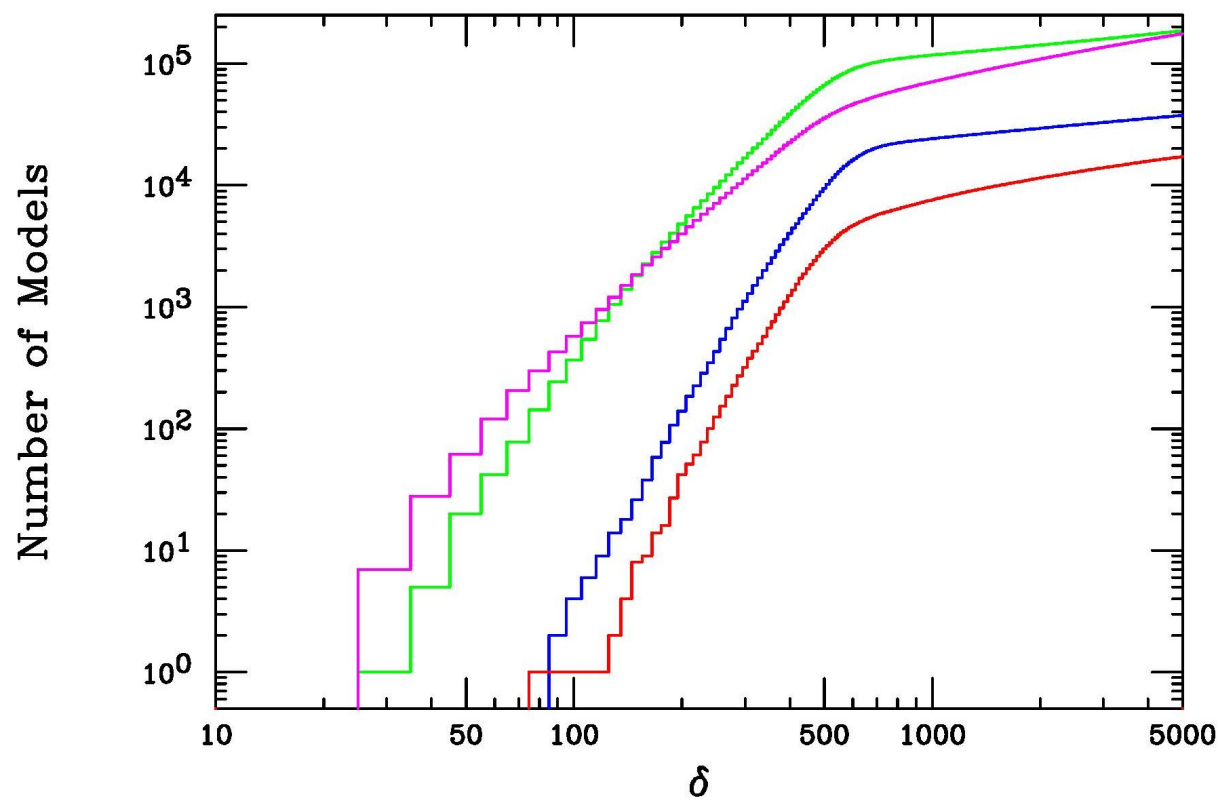


Figure 18: Same as the previous Figure but now for the FT parameter δ .

of cases where M_2 provides the dominant contribution to FT (this occurs when M_2 is heavier than ~ 1 TeV as discussed above).

Further information about the impact of specific parameters on FT can be obtained by examining the fractional contribution of the various Z_i to the parameter δ and how these are influenced by the $m_h = 125 \pm 2$ GeV Higgs mass constraint. These distributions for both LSP model sets can be found in Figs. 21 and 22. Note that while these results for the neutralino and gravitino LSP model sets are qualitatively quite similar, they differ in some details. In both cases we see that while the value of μ is most commonly the dominant fine-tuning contribution, it always fails to make up more than 90% of the total. However, while M_{Q3} , M_{u3} and A_t are subdominant, they can essentially saturate the δ sum in some cases. When the Higgs mass constraint is imposed, the relative importance of the A_t contribution to FT is seen to significantly increase in both model sets (due to the large stop mixing requirement) but even more so in the neutralino LSP set. In all cases M_3 is seen to play a sub-dominant role.

4 Implications of Low Fine-Tuning and Higgs Mass Requirements

If we simultaneously require low FT and a light Higgs mass of $m_h = 125 \pm 2$ GeV in the pMSSM, we find some rather drastic constraints on the structure of the SUSY mass spectrum [6]. To see some examples of what such spectra may be like in the pMSSM, we consider the 13 neutralino LSP models with $\Delta < 100$ that have $m_h = 125 \pm 2$ GeV and have not yet been excluded by the LHC SUSY searches as described in [4]. Although this is a rather small sample upon which to base any final conclusions, examining these models in detail can give us an idea of the characteristics of a viable natural sparticle spectrum, as well as the potential challenges upcoming LHC 3rd generation SUSY searches may face if the MSSM with low fine tuning is realized in nature.

Figures 23, 24, 25 and 26 show the sparticle mass spectra for these 13 models in this low FT subset. As one might expect, these model spectra share a number of common features: (i) The first and second generation squarks and the gluino (mostly) lie above 1.25 TeV, except in model 1477135 which has a light \tilde{d}_R at ~ 560 GeV. In this model, \tilde{d}_R mostly decays to $\tilde{\chi}_2^0$ and not to the LSP and thus has lower MET. (ii) The LSP is either Higgsino-like or a Higgsino-wino admixture. From the discussion above, naturalness requires the Higgsinos to be very light and also requires the winos to be fairly light, so this tendency is as expected. Interestingly, winos in these 13 models tend to be even lighter than can be explained by fine-tuning alone, apparently as a result of constraints from the measurement of $b \rightarrow s\gamma$, which plays an important role due to the presence of light stops and charginos. The absence of light bins in these models is unsurprising because M_1 is not strongly biased towards light values by the fine-tuning requirement, so that randomly chosen bino masses are unlikely to be below

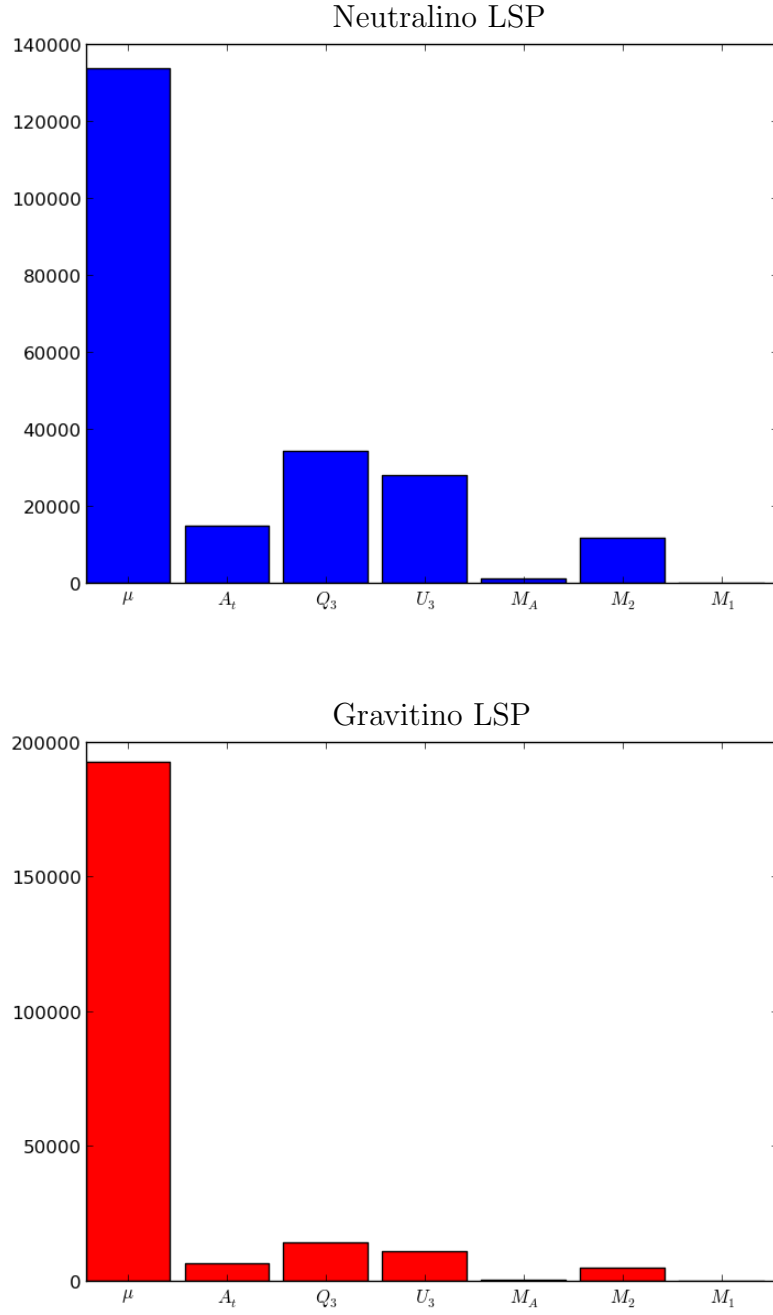


Figure 19: Histograms of the identities of the largest Z_i for the full neutralino (top) and gravitino (bottom) LSP model sets.

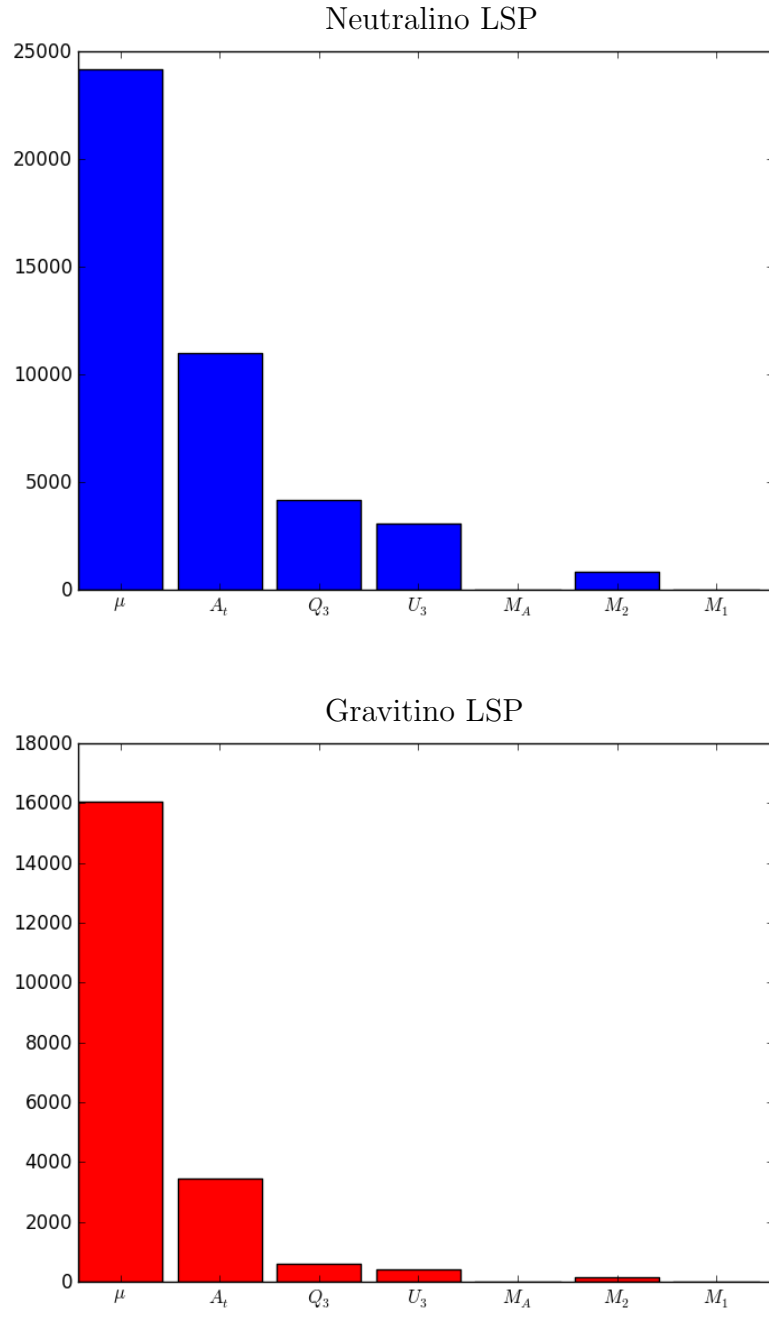


Figure 20: Same as the previous Figure but now requiring $m_h = 125 \pm 2$ GeV.

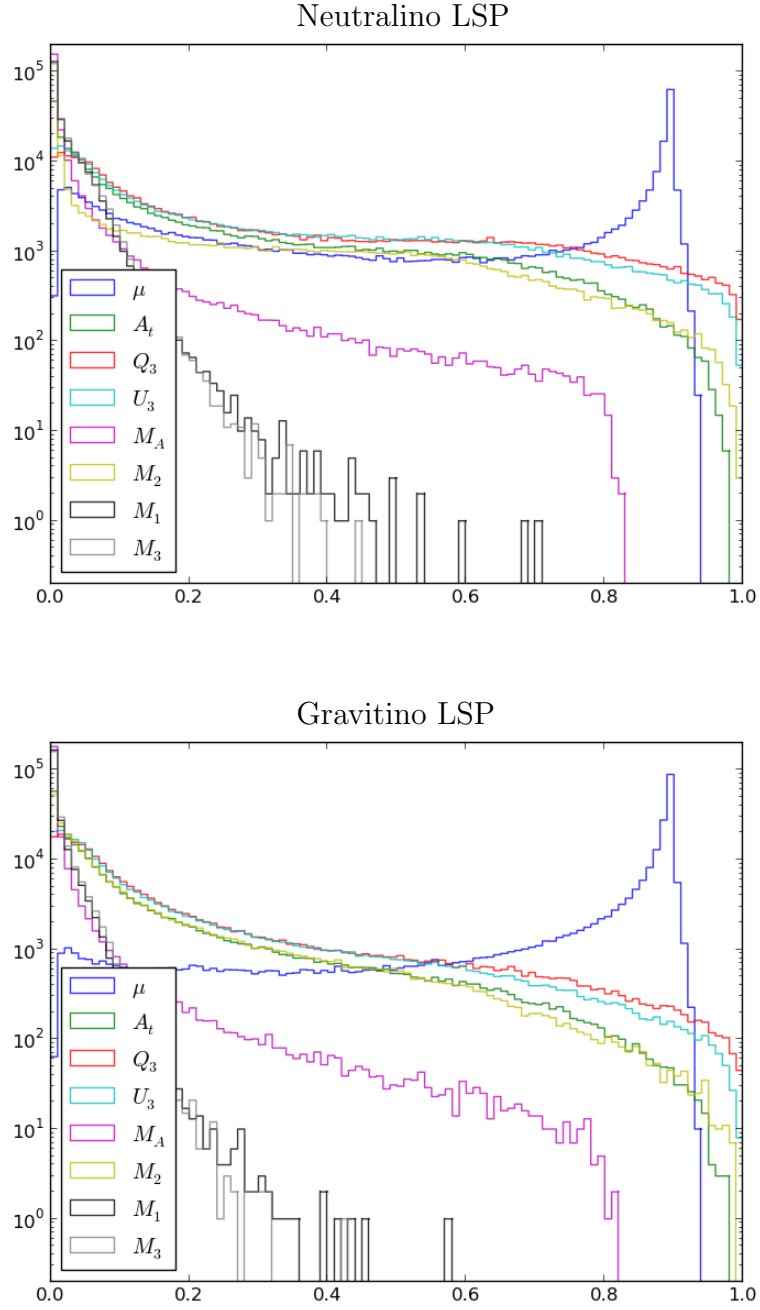


Figure 21: Histograms of the number of models as a function of the fractional contributions of the various Z_i to the parameter δ for both the neutralino (top) and gravitino (bottom) LSP model sets. Larger values on the x -axis correspond to the greater dominance of a particular Z_i in the sum δ .

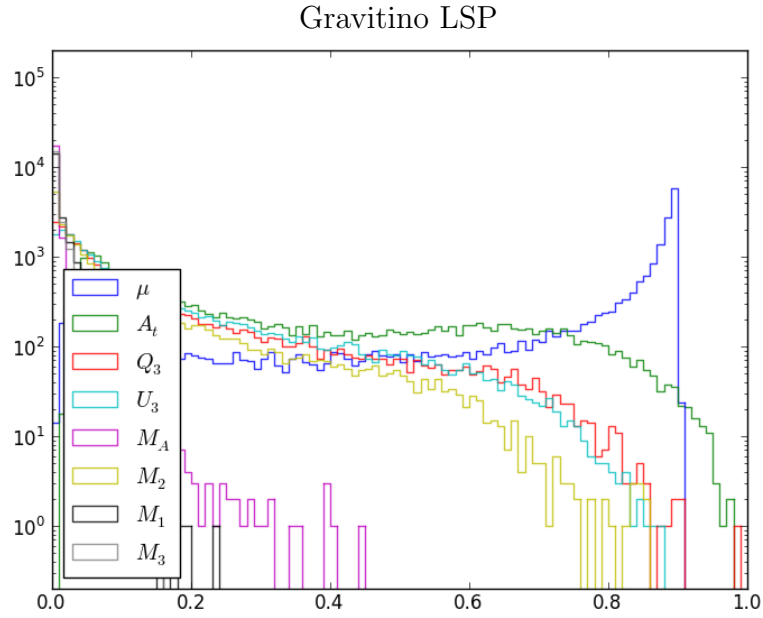
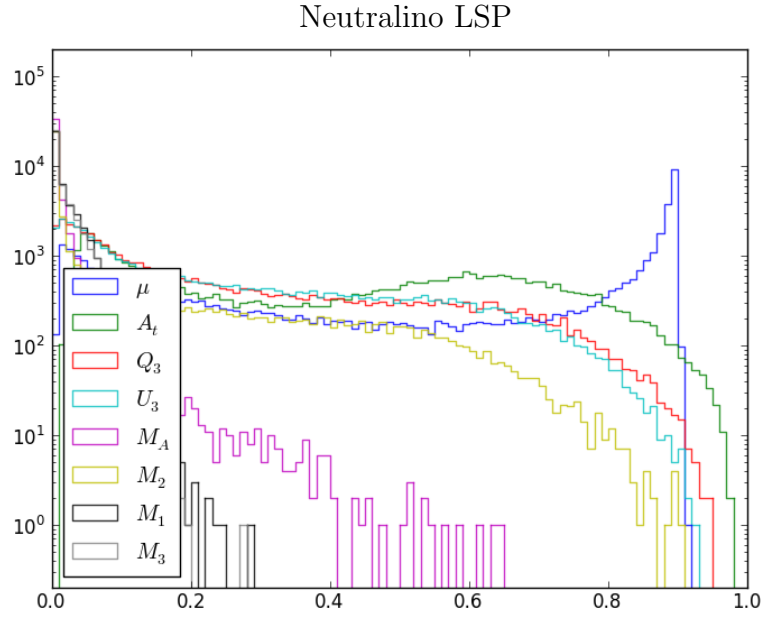


Figure 22: Same as the previous Figure but now requiring $m_h = 125 \pm 2$ GeV.

the Higgsino mass in such a small sample. Additionally, a light bino LSP may be excluded in some cases by overclosure of the universe, although the presence of other light states may allow for mixing or co-annihilation allowing for this constraint to be avoided. Interestingly, in most (12/13) models, five of the six electroweak gauginos lie below the \tilde{t}_1 and/or \tilde{b}_1 . As we will discuss in detail below, this results in complex decay patterns for the light stop and/or sbottom that are difficult to observe in the standard LHC searches. (iii) All models have a chargino with a mass below $\simeq 270$ GeV. Additionally, the mass splittings between the electroweak gauginos are typically small, frequently leading to soft decay products. (iv) The lightest stop (sbottom) has a mass in the range $0.32 - 1.10$ ($0.40 - 1.70$) TeV. In some models, the lightest sbottom is lighter than the lightest stop. (v) The slepton masses are essentially randomly distributed throughout the spectrum. (vi) Not shown in these Figures is the result that all these models have $M_A > 460$ GeV along with $\tan \beta > 13.5$.

Since the presence of light stops and sbottoms is a generic feature of SUSY models with low fine-tuning, the sensitivity of collider searches to these sparticles is a topic of current investigation [27]. We therefore turn our attention to the phenomenology of 3^{rd} generation squarks in our low fine-tuning models. Particularly, we consider the cascade decays resulting from the presence of multiple electroweak gauginos below the stop and sbottom masses. To be specific, we will first consider model 2403883, shown in detail in Fig. 23, as the ‘prototypical’ example of a low fine-tuning model with light winos and Higgsinos, and then generalize our observations to the rest of the low fine-tuning models with light winos and Higgsinos.

The decay patterns of a typical light stop and sbottom are displayed in Figs. 27 and 29, respectively, for the prototypical model 2403883. In this model, both the Higgsinos and winos (and thus 2 charginos and 3 neutralinos) are lighter than the stop, which is itself split from the heavier sbottom by roughly the W mass. The various gaugino states are mixed to a substantial extent, such that the LSP is a wino-Higgsino admixture. As noted above, the presence of *both* light Higgsinos and light winos is unsurprising since μ must be very small and small values of M_2 are favored by fine-tuning and $b \rightarrow s\gamma$. The plethora of electroweak gauginos below the stop and sbottom masses leads to a large multiplicity of channels by which both the stop and sbottom can decay, eventually producing the LSP at the end of the decay chain.

To understand the rates for the various decay paths in these Figures, let us momentarily focus on the light stop decays shown in Fig. 27. The uppermost path in this figure shows the decay $\tilde{t}_1 \rightarrow b\tilde{\chi}_2^+$ with a branching fraction of $\simeq 24\%$. The 258 GeV $\tilde{\chi}_2^+$ can then decay to $W^+\tilde{\chi}_2^0(\tilde{\chi}_1^0)$ with a branching fraction of $\simeq 23$ (38)%, or to $\tilde{\chi}_1^+Z(h)$ with a branching fraction of $\simeq 29$ (10)%. If the $\tilde{\chi}_2^0$ is produced from the stop decay, it can then further decay to $W^\pm\tilde{\chi}_1^\mp$ with a branching fraction of 59%, or to $Z^*(\gamma)\tilde{\chi}_1^0$ with a branching fraction of 37 (4)%. Note that a $W^*(Z^*)$ indicates that the $W(Z)$ in a given decay is virtual since the relevant mass splitting is below the required $\simeq 80$ (91) GeV. As shown in Figs. 27 and 29, the various decay channels for the \tilde{t}_1 and \tilde{b}_1 have qualitatively similar branching fractions, meaning that no single mode is strongly dominant. Therefore substantial branching fraction penalties will apply to any given LHC SUSY search channel. In particular, the typical LHC

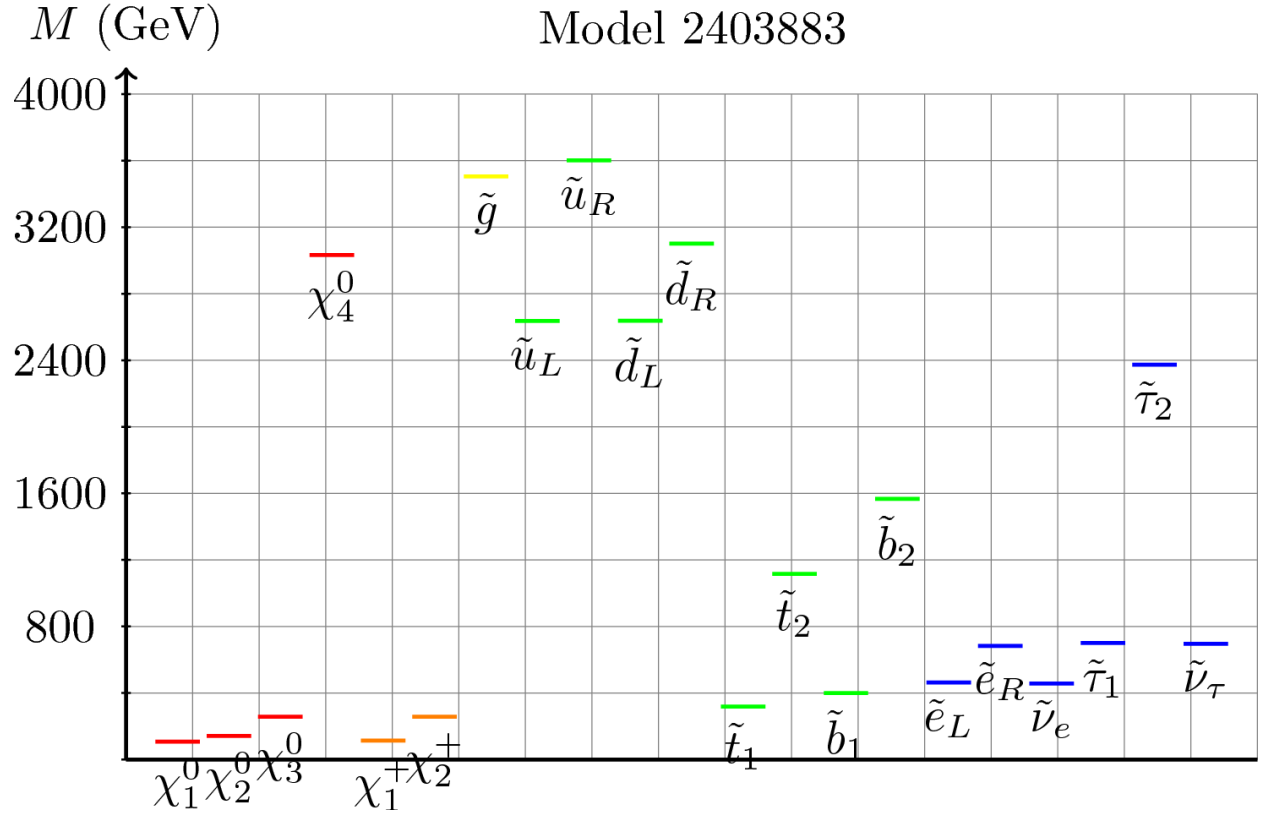


Figure 23: Sparticle mass spectrum of a neutralino LSP pMSSM model, 2403883, which satisfies $m_h = 125 \pm 2$ GeV, $\Delta < 100$, and all current search constraints.

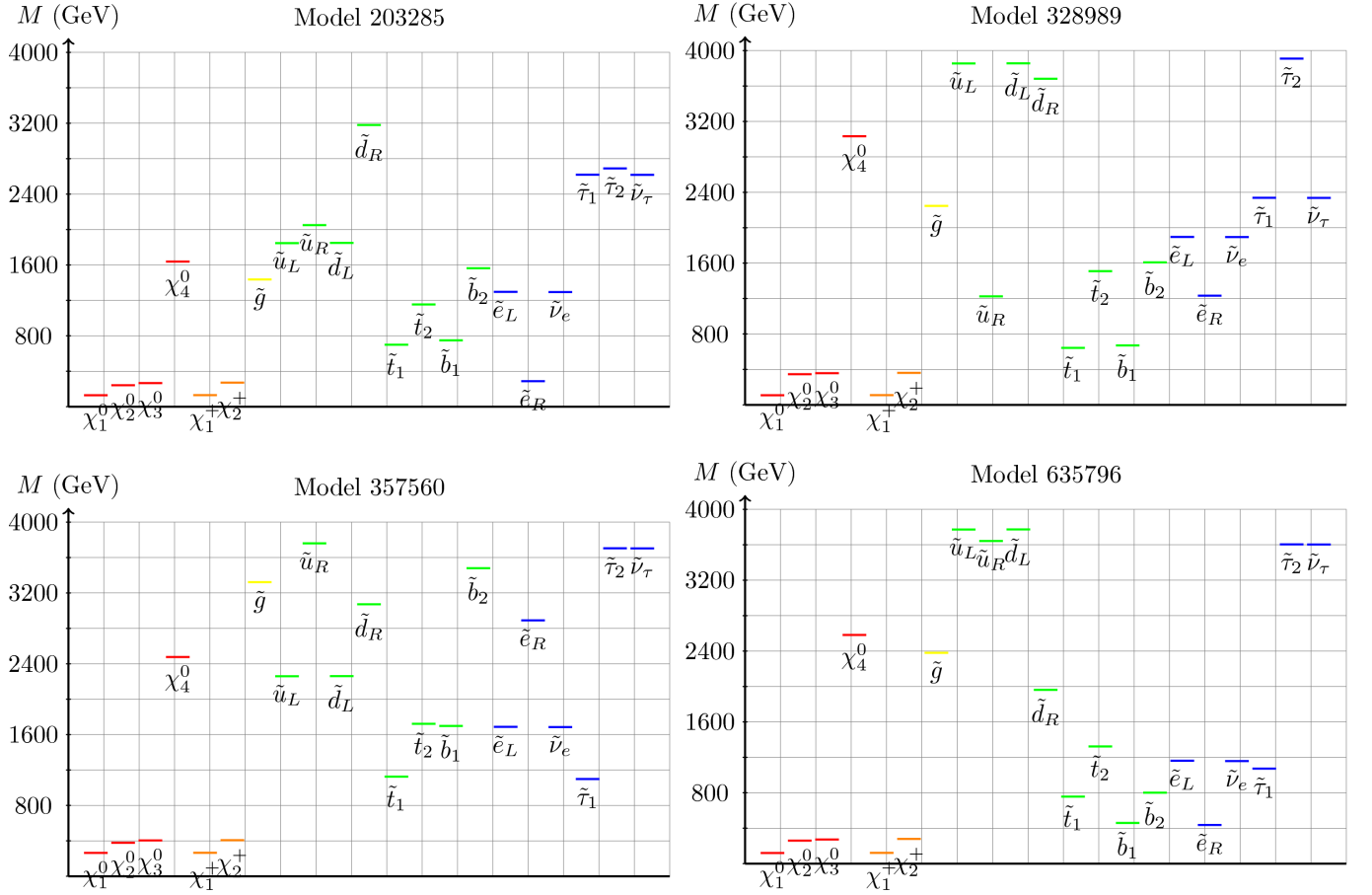


Figure 24: Sparticle mass spectra of four neutralino LSP pMSSM models which satisfy $m_h = 125 \pm 2$ GeV, $\Delta < 100$, and all current search constraints.

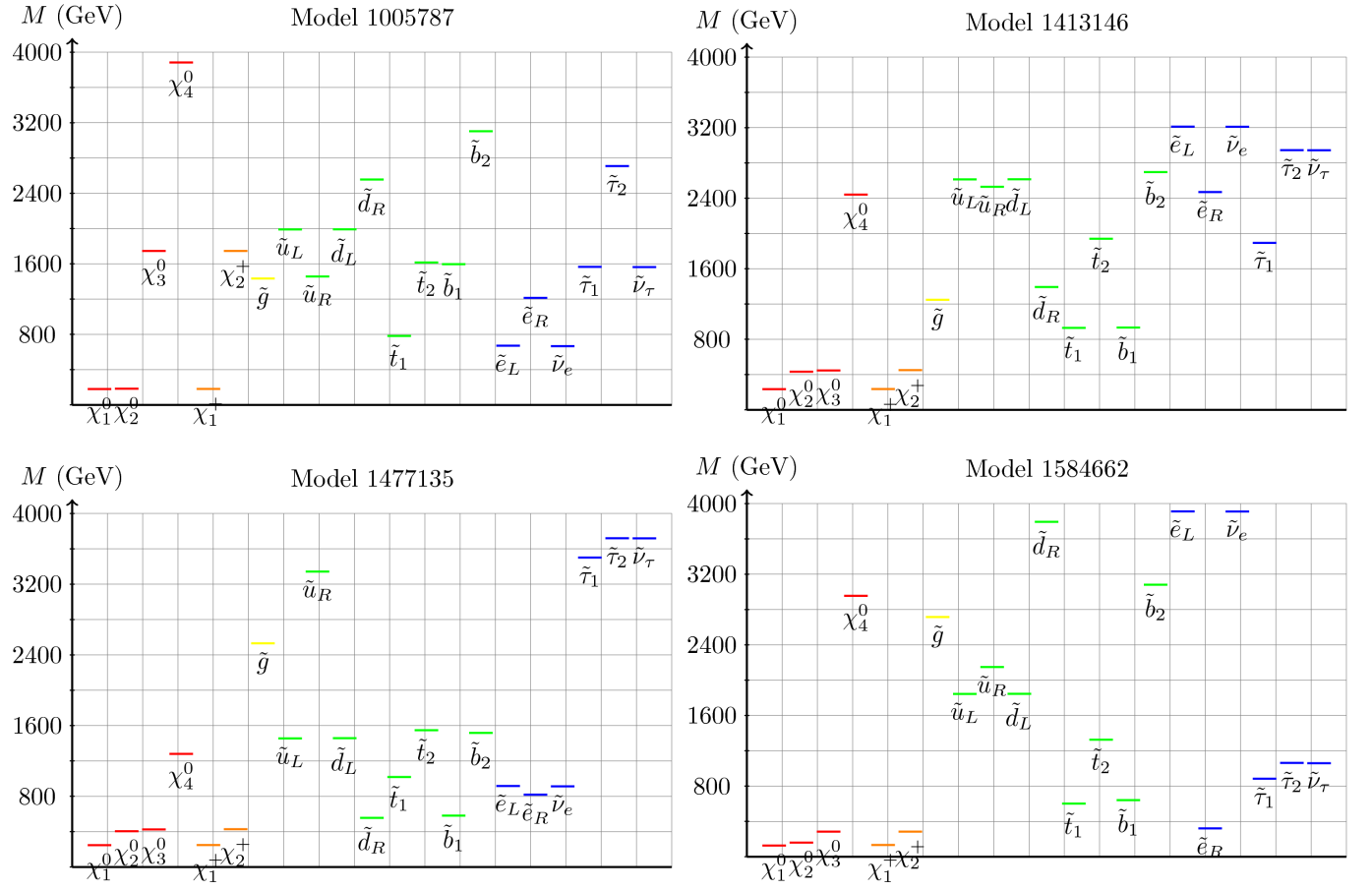


Figure 25: Same as the previous Figure.

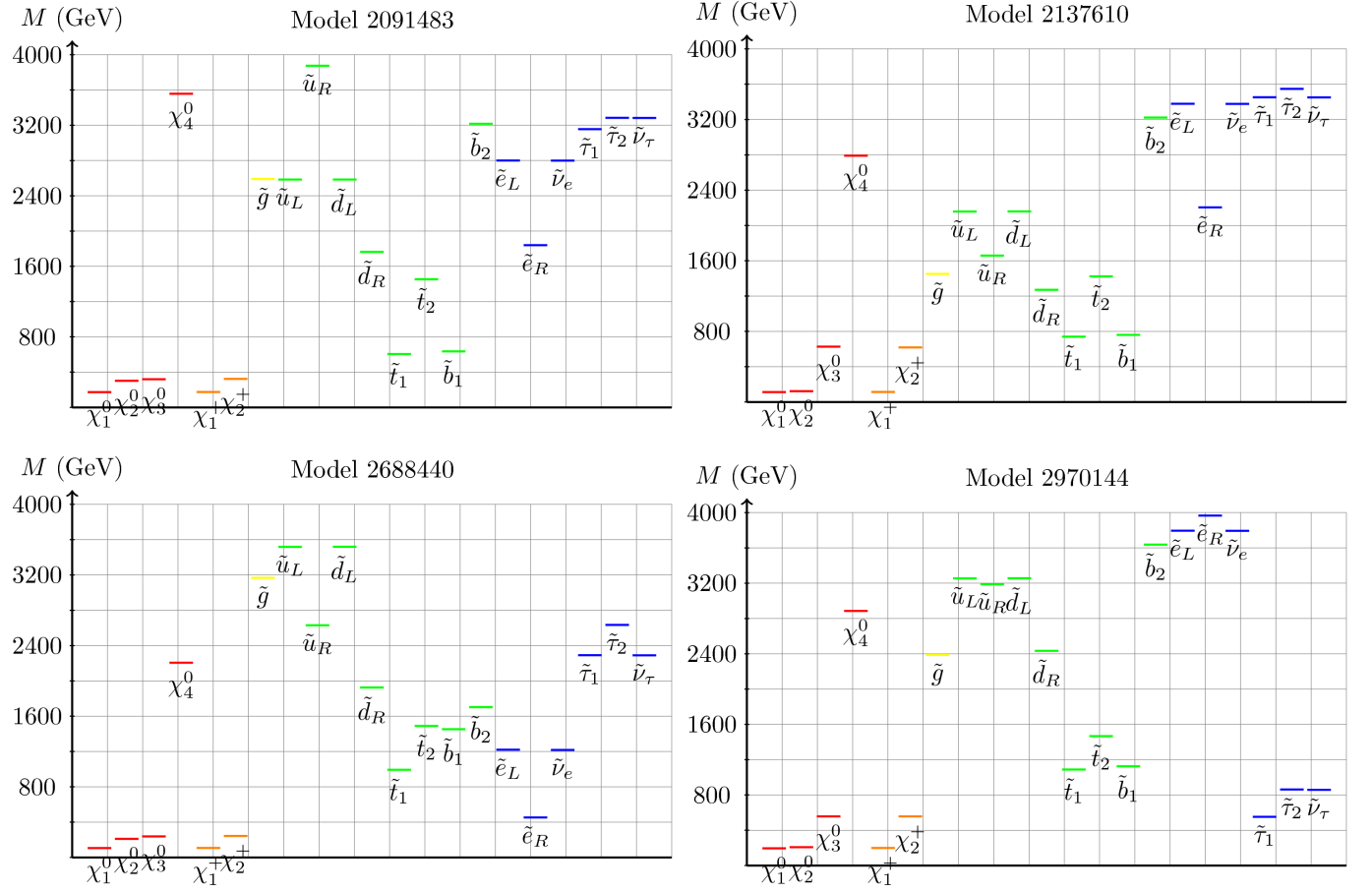


Figure 26: Same as the previous Figure.

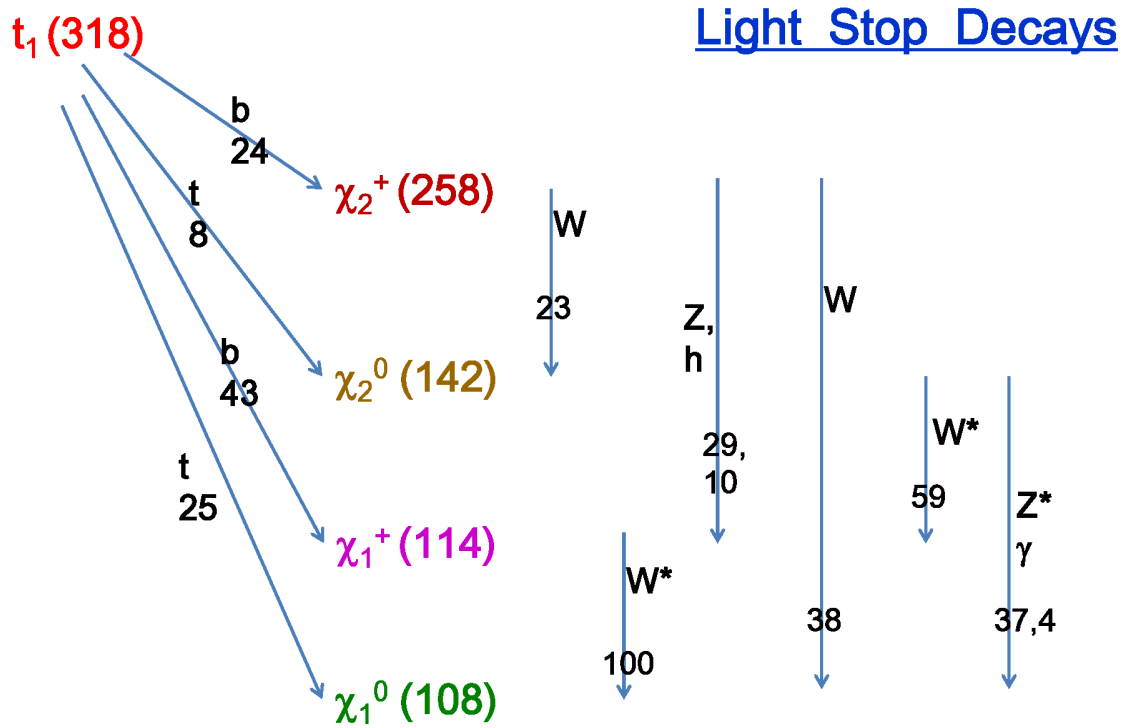
searches for $\tilde{t}_1 \tilde{t}_1^* \rightarrow t\bar{t} + \text{MET}$ would face a branching fraction penalty of $\sim 6.3\%$, while the corresponding $\tilde{b}_1 \tilde{b}_1^* \rightarrow b\bar{b} + \text{MET}$ search would face a similar branching fraction penalty of 3.6% . Since the standard simplified treatments of third generation squark searches typically assume branching fractions of 100% , these branching fraction penalties will seriously degrade the reach of any one particular channel. Covering all of the various possible decay paths shown in these figures to ensure discovery would therefore require combining a large set of individual search channels at the LHC.

Naturally, these numerical details are quite specific to this particular model (2403883). If we were to consider the other 11 models with both Higgsinos and winos below the light stop/sbottom, we would find them to have qualitatively similar decay chains but different branching fractions. This is unsurprising since these branching fractions depend upon both the details of the sparticle mass splittings, via the obvious kinematic factors, and also on the gaugino mixing parameters, which strongly affect the third generation sfermion/fermion couplings. However, we generally find that no single channel is strongly dominant and therefore that a variety of decay patterns will be important for LHC searches. The same basic pattern is also observed to apply to the single surviving gravitino LSP model with $\Delta < 100$, as shown in Fig. 28.

In a single model (1005787, shown in Fig. 25), the decays of the stops and sbottoms are simplified since only the Higgsinos lie below the lightest stop/sbottom. As a result, only the decay modes $\tilde{t}_1 \rightarrow t\tilde{\chi}_{1,2}^0$ (with a branching fraction of 23 (25)%) and $\tilde{t}_1 \rightarrow b\tilde{\chi}_1^+$ (with a branching fraction of 53%), and the small mass splittings among the Higgsino states (below \simeq a few GeV), are relevant. In this model, $\tilde{\chi}_1^+$ decays to the LSP plus an off-shell W^* , while $\tilde{\chi}_2^0$ decays to $\tilde{\chi}_1^0$ via W^*, Z^* and on-shell photons.

Due to the low statistics associated with the $\Delta < 100$ model sample, it is instructive to loosen this restriction to the bound of $\Delta < 120$ to see whether the patterns observed above continue to hold for a larger sample. In this case there are 50 (5) neutralino (gravitino) LSP models. Almost all of the 50 neutralino LSP models have at least 5 electroweak gauginos below the \tilde{t}_1/\tilde{b}_1 ; in 4 cases all 6 electroweak gauginos are light with the heaviest one being nearly pure bino. The five gravitino LSP models also have either 5 or 6 electroweak gauginos below the \tilde{t}_1/\tilde{b}_1 , in addition to the gravitino itself. Considering the impact of LHC searches [4], 15 of the 50 neutralino LSP models are excluded by the ATLAS MET searches at 7 TeV, and 2 of the remaining models are excluded by the latest limit on $B_s \rightarrow \mu^+\mu^-$ [28]. We additionally estimate that ~ 2 -3 of the 5 gravitino LSP models will be excluded by collider search constraints; this will be considered in [26].

Another window into our low fine-tuning models could come from dark matter direct detection experiments. The LSPs of our 13 low-FT models are all light Higgsinos or Higgsino-wino admixtures, so their dark matter properties are generally similar. Particularly, they tend to have a relatively high spin-independent (SI) DM direct detection cross-section. However, their relic density is predicted to be quite low due to efficient annihilation through a virtual Z boson, making direct detection considerably more difficult and preventing the



1

Figure 27: Sample light stop decay pattern for model 2403883. The numbers in parentheses label the sparticle masses and the other numbers indicate the branching fractions in percent for the various decay paths as described in the text.

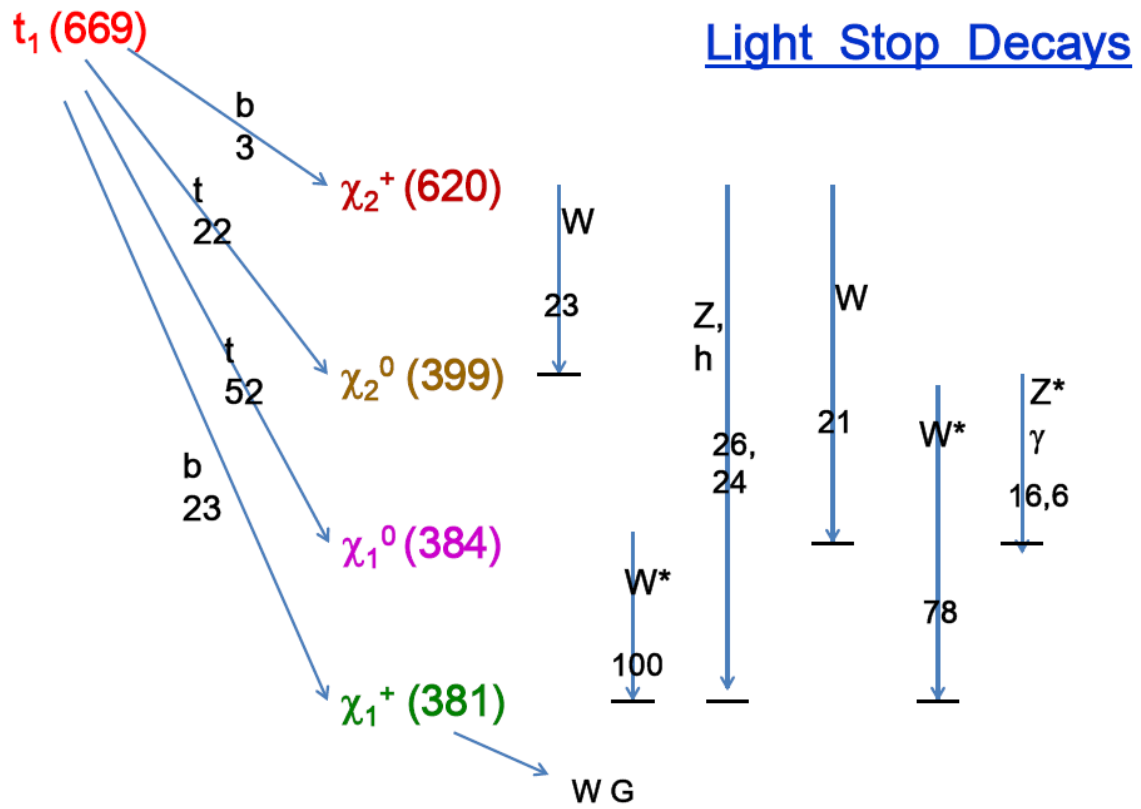
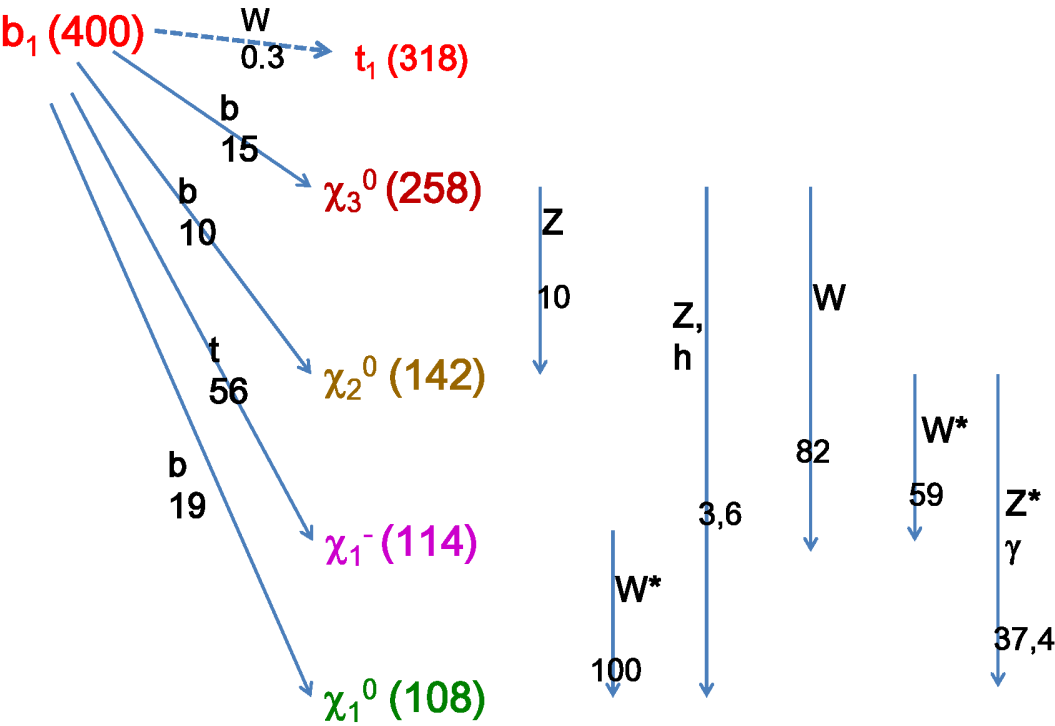


Figure 28: Same as the previous Figure, but now for model 439032 in the gravitino LSP model set.

Light Sbottom Decays



2

Figure 29: Same as Fig. 27 but now for the light sbottom in the same model (2403883).

models from being excluded by current data. Figure 30 displays the LSP relic density vs SI cross-section, and shows that the low-FT models are clustered at high values of the SI cross-section and low values of the relic density. Since constraints from DM direct detection experiments (particular XENON100 and the next generation XENON1T) are expected to improve substantially in the coming years, we can ask whether they will be able to discover or exclude our low-FT models. Figure 31 shows the SI direct detection cross-section, re-scaled by the ratio of the LSP density to the total DM density, for the low fine-tuning models as a function of the neutralino LSP mass, along with the current [29] and anticipated future [30] limits from XENON. We see that XENON1T is expected to be able to exclude 8 of the 13 low fine-tuning models. As an aside, we believe it may be possible to create a low-FT model with the correct neutralino LSP relic density by lowering M_1 so that the lightest neutralino was mixed or mostly bino. Such a model would have at least 4 and possibly all 6 of the electroweak gauginos below the stop and sbottom masses (with the bino at the bottom of the gaugino spectrum), further increasing the challenges faced by collider searches.

5 Discussion and Conclusions

Although signals for SUSY have not yet been observed in the LHC data, the discovery of a (broadly speaking) SM-like Higgs boson in the ~ 125 GeV mass region has important implications for any SUSY scenario. Within the pMSSM, the large amount of parameter freedom allows one to satisfy the LHC SUSY search constraints while also generating the large radiative corrections that are necessary to obtain a light h mass in this range. In this paper, we began our analysis by demonstrating that the ease of obtaining such a mass is somewhat sensitive to the choice of the LSP, *i.e.*, whether it is the gravitino or the lightest neutralino. The basic reason for this is that, trivially, the value of the LSP mass provides a lower limit on the masses of all the other sparticles which can then enter into the relevant loop corrections. Since gravitino LSPs can be far lighter than neutralino LSPs, gravitino models generally have somewhat lighter sparticle spectra than the neutralino LSP models. Thus given the scan ranges employed in the generation of our two model sets (which are, in fact, identical except for the gravitino mass itself), we find that $\sim 19.4\%$ of the neutralino LSP models lead to a value of $m_h = 125 \pm 2$ GeV, whereas only $\sim 9.0\%$ of the gravitino LSP models are consistent with this value.

Next we turned to the properties of the light Higgs in both of our pMSSM model sets; though qualitatively similar, the detailed properties of the Higgs were shown to depend on the choice of the LSP. Once the relevant Higgs mass range selection of 125 ± 2 GeV has been applied to our model set, the most interesting observable is currently $R_{\gamma\gamma}$ (the ratio of rates for the channel $gg \rightarrow h \rightarrow \gamma\gamma$ in the pMSSM to that of the SM) whose distributions peak near unity in both model sets, although the corresponding shape of the distribution of values is found to be quite different. For example, for neutralino (gravitino) LSP models with a Higgs in this mass range, 23.1% (5.3%) predict a value $R_{\gamma\gamma} > 1$. Overall, the various

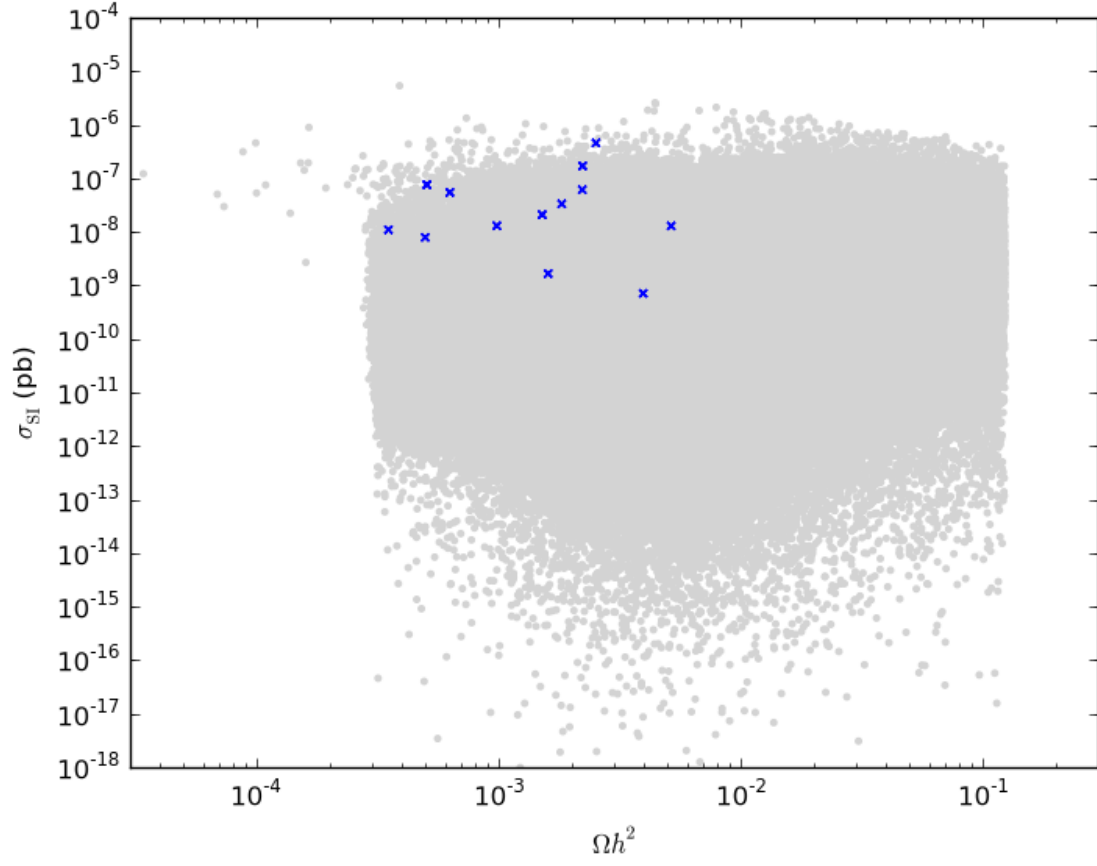


Figure 30: Spin-independent cross section versus LSP relic density for models in the neutralino pMSSM model set (gray dots). The 13 ‘low-FT’ models are indicated by blue crosses.

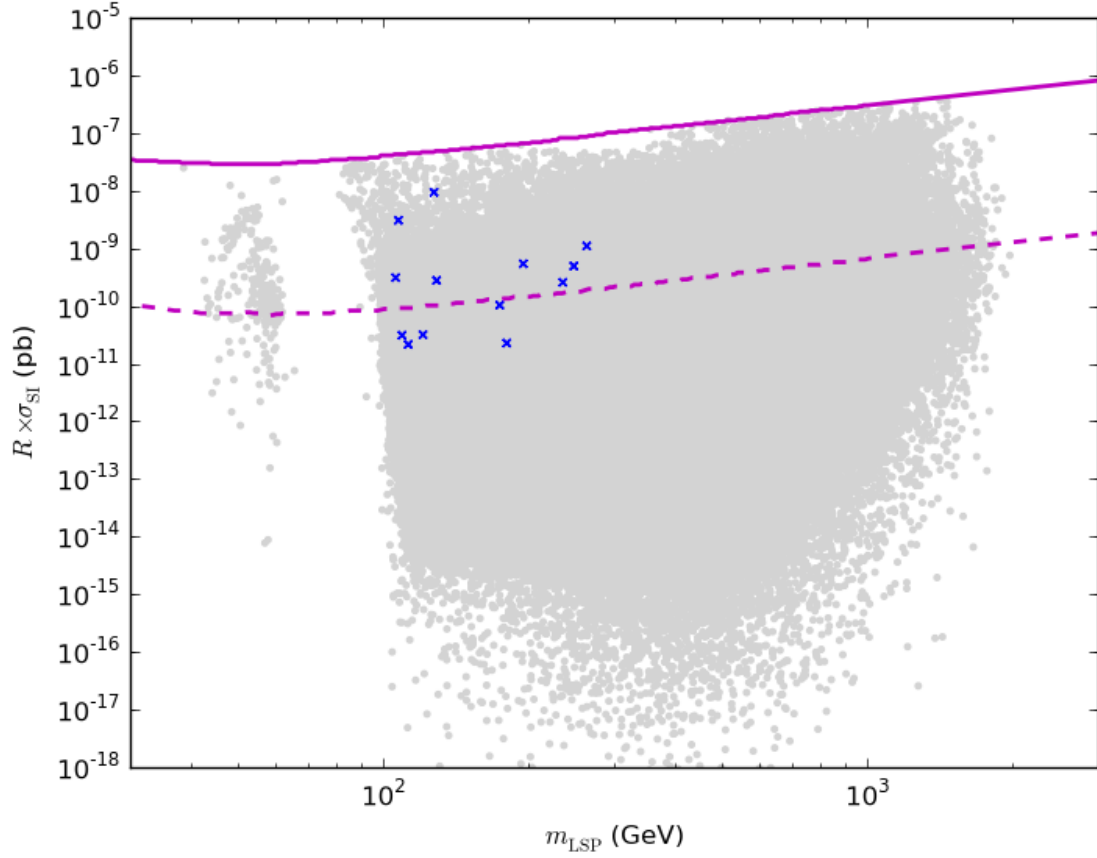


Figure 31: Scaled spin-independent cross section versus LSP mass for models in the neutralino pMSSM model set (gray dots). The 13 ‘low-FT’ models are indicated by blue crosses. The current limit from XENON100 (purple solid line) and the projected limit from XENON1T (purple dashed line) are also shown.

R_{XX} observables, where XX denotes the possible Higgs decay channels, associated with the gluon fusion production of the light Higgs are generally found to be highly correlated in both model sets although, again, the shapes of the distributions of their values differ depending on the nature of the LSP. In almost all cases the models in both sets lie within the decoupling regime so that many of the Higgs partial widths are actually within a few percent of their corresponding SM values. The only exception to this is the $h \rightarrow b\bar{b}$ partial width, where decoupling can be far slower due to large radiative corrections driven by sbottom mixing. These large non-decoupling effects in the $b\bar{b}$ final state (together with the decoupling elsewhere) are essentially responsible for the nature of our results.

One important issue associated with a Higgs mass in this range is that of fine-tuning: roughly speaking, stop masses and, more importantly, stop mixing must be large to generate a sufficiently heavy Higgs mass. However, if these quantities are too large, they will also generate large values of fine-tuning. Here, we first showed that in both model sets, models with light stops ($\lesssim 300$ GeV) could still achieve $m_h = 125 \pm 2$ GeV (with or without the additional $R_{\gamma\gamma} > 1$ requirement) as long as the value of $|X_t/M_S|$ was sufficiently large. We then calculated the contribution to fine-tuning arising from each of the 19 pMSSM model parameters, in many cases beyond the leading term, via the LL and NLL beta-functions for the general MSSM RGE equations. Some of these various contributions are exactly zero in the pMSSM framework, while others are found to be quite small. In general we found that including the NLL fine-tuning contributions (in the cases where they are large) can soften the fine-tuning constraints obtained at LL. Clearly, the value of $|\mu|$ itself is the biggest driver of fine-tuning due to its appearance already at tree-level in the usual Z -Higgs mass relationship. Following μ , the three weak-scale parameters in the stop mass matrix, $A_t, M_{Q3,u3}$, as well as M_2 , play the most important roles in determining the overall amount of fine-tuning, particularly after the Higgs mass constraint is imposed. Requiring a value of $\Delta < 100$ (120), together with $m_h = 125 \pm 2$ GeV, yields only 15 (50) neutralino LSP models and only 1 (5) gravitino LSP models. Applying the various SUSY and non-SUSY LHC analyses to the neutralino LSP models reduced the number of surviving models to 13 (33); LHC constraints on the gravitino LSP models are more complicated and will be considered in a future work [26]. These small numbers are not very surprising since no assumptions about fine-tuning were built into the parameter scan ranges as part of the model generation process. Nonetheless, it is of interest that there are models contained in our previously generated sets that satisfy all of the data with low fine-tuning.

The 13 low-FT neutralino LSP models are particularly interesting and their characteristics were examined in detail. They were found to share a number of important features: (i) both a light stop and a light sbottom were present in all cases with the stop generally being lighter than the sbottom. (ii) In 12/13 cases, both the winos as well as the Higgsinos were lighter than the stop. These states were found to be highly mixed. (iii) Gluinos in these models were found to be moderately heavy while the first and second generation squarks were generally more massive. This same pattern was observed in the larger set of neutralino models with $\Delta < 120$. There it was also observed that in $\sim 10\%$ of the cases the bino could

also lie below the stop though it was always the heaviest neutralino and not the LSP. (iv) A similar mass spectrum was also observed for the 5 surviving gravitino models with $\Delta < 120$. These mass patterns have important implications for light stop and sbottom searches at the LHC. Since so many electroweak gauginos are lighter than the lightest stop and sbottom, these squarks will have rather complex decay patterns and will likely not be amenable to simplified model treatments. Conventional LHC stop and sbottom searches usually assume that one decay mode is dominant, *e.g.*, $\tilde{t}(\tilde{b})_1 \rightarrow t(b)\tilde{\chi}_1^0$ and thus could miss models with these features. Although such simple decays do occur in our models, there is usually a substantial branching fraction price to pay for this channel. More than likely, both stops and sbottoms will cascade decay down to the LSP via a number of intermediate chargino and neutralino states with a substantial range of possible branching fractions. Clearly all of these channels need to be investigated at the LHC in order to fully cover this general scenario.

In summary, we have identified a corner of parameter space in the pMSSM that is consistent with a 125 ± 2 GeV SM-like Higgs boson, has a low amount of fine-tuning of order 1%, and has managed to escape detection (thus far) at the LHC. These natural models contain light stop and sbottom squarks that have complicated decay chains. In light of the LHC results, this is a very attractive scenario that should be pursued further.

With the discovery of a Higgs-like particle at 125 GeV, hopefully the appearance of the 3rd generation superpartners at the 8 TeV run of the LHC is not too far away.

Acknowledgments

The authors are grateful for discussions with H. Haber.

Appendix

This Appendix contains the expressions for all of the *LL* and *NLL* contributions to the Z_i parameters not provided in the main text.

The LL contribution to FT from the parameter μ is given by

$$Z_\mu^{LL} = Z_\mu^{TL} \left[1 + \frac{X}{16\pi^2} (3y_t^2 + 3y_b^2 + y_\tau^2 - 3g^2 - g_Y^2) \right]. \quad (14)$$

The LL contributions arising from M_{L3} and M_{e3} are given by

$$Z_{M_{L3}}^{LL} = \frac{X}{4\pi^2 M_Z^2} \frac{M_{L3}^2}{t_\beta^2 - 1} [2y_\tau^2 + g_Y^2 (1 + t_\beta^2)], \quad (15)$$

and

$$Z_{M_{e3}}^{LL} = \frac{X}{4\pi^2 M_Z^2} \frac{M_{e3}^2}{t_\beta^2 - 1} [2y_\tau^2 - g_Y^2(1 + t_\beta^2)], \quad (16)$$

whereas that for M_{d3} is given by

$$Z_{M_{d3}}^{LL} = \frac{X}{4\pi^2 M_Z^2} \frac{M_{d3}^2}{t_\beta^2 - 1} [6y_b^2 - g_Y^2]. \quad (17)$$

At LL the contribution from M_{Q3} is given by

$$Z_{M_{Q3}}^{LL} = \frac{X}{4\pi^2 M_Z^2} \frac{M_{Q3}^2}{t_\beta^2 - 1} [12y_b^2 - 2g_Y^2 - (12y_t^2 + 2g_Y^2)t_\beta^2], \quad (18)$$

whereas at NLL we obtain

$$Z_{M_{Q3}}^{NLL} = \frac{X^2}{128\pi^4 M_Z^2} \frac{M_{Q3}^2}{t_\beta^2 - 1} [C_1 - C_2 t_\beta^2], \quad (19)$$

where we have defined

$$\begin{aligned} C_1 &\equiv 2y_b^2(32g_s^2 - 4g_Y^2/3 - 36y_b^2 - 12y_t^2), \\ C_2 &\equiv 2y_t^2(32g_s^2 + 8g_Y^2/3 - 36y_t^2 - 12y_b^2), \end{aligned} \quad (20)$$

Similarly, for M_{u3} at LL we find

$$Z_{M_{u3}}^{LL} = \frac{X}{8\pi^2 M_Z^2} \frac{M_{u3}^2}{t_\beta^2 - 1} [4g_Y^2 - (12y_t^2 - 4g_Y^2)t_\beta^2], \quad (21)$$

while at NLL the corresponding expression is given by

$$Z_{M_{u3}}^{NLL} = \frac{X^2}{128\pi^4 M_Z^2} \frac{M_{u3}^2}{t_\beta^2 - 1} [-12y_b^2 y_t^2 - 2y_t^2(32g_s^2 + 8g_Y^2/3 - 36y_t^2 - 6y_b^2)t_\beta^2]. \quad (22)$$

References

- [1] See talks given by J. Incandela, CMS Collaboration, and F. Gianotti, ATLAS Collaboration, CERN, Geneva, July 4, 2012.
- [2] See for example: M. Carena, S. Gori, N. R. Shah and C. E. M. Wagner, JHEP **1203**, 014 (2012) [arXiv:1112.3336 [hep-ph]]; P. Draper, P. Meade, M. Reece and D. Shih, arXiv:1112.3068 [hep-ph]; S. Heinemeyer, O. Stal and G. Weiglein, Phys. Lett. B **710**, 201 (2012) [arXiv:1112.3026 [hep-ph]]; N. D. Christensen, T. Han and S. Su, arXiv:1203.3207 [hep-ph]; A. Arbey, M. Battaglia, A. Djouadi, F. Mahmoudi and J. Quevillon, Phys. Lett. B **708**, 162 (2012) [arXiv:1112.3028 [hep-ph]]; A. Arbey, M. Battaglia and F. Mahmoudi, Eur. Phys. J. C **72**, 1906 (2012) [arXiv:1112.3032 [hep-ph]]; J. L. Feng, K. T. Matchev and D. Sanford, Phys. Rev. D **85**, 075007 (2012) [arXiv:1112.3021 [hep-ph]]; J. L. Feng and D. Sanford, arXiv:1205.2372 [hep-ph]; N. Desai, B. Mukhopadhyaya and S. Niyogi, arXiv:1202.5190 [hep-ph]; A. Bottino, N. Fornengo and S. Scopel, Phys. Rev. D **85**, 095013 (2012) [arXiv:1112.5666 [hep-ph]]; L. Miani, A. D. Polosa and V. Riquer, arXiv:1202.5998 [hep-ph]; J. Cao, Z. Heng, J. M. Yang, Y. Zhang and J. Zhu, JHEP **1203**, 086 (2012) [arXiv:1202.5821 [hep-ph]]; R. Benbrik, M. G. Bock, S. Heinemeyer, O. Stal, G. Weiglein and L. Zeune, arXiv:1207.1096 [hep-ph]; K. Hagiwara, J. S. Lee and J. Nakamura, arXiv:1207.0802 [hep-ph]; J. Chang, K. Cheung, P. -Y. Tseng and T. -C. Yuan, arXiv:1206.5853 [hep-ph]; N. D. Christensen, T. Han and T. Li, arXiv:1206.5816 [hep-ph]; A. Arbey, M. Battaglia, A. Djouadi and F. Mahmoudi, arXiv:1207.1348 [hep-ph].
- [3] C. F. Berger, J. S. Gainer, J. L. Hewett and T. G. Rizzo, JHEP **0902** (2009) 023 [arXiv:0812.0980 [hep-ph]]; J. A. Conley, J. S. Gainer, J. L. Hewett, M. P. Le and T. G. Rizzo, Eur. Phys. J. C **71** (2011) 1697 [arXiv:1009.2539 [hep-ph]]; J. A. Conley, J. S. Gainer, J. L. Hewett, M. P. Le and T. G. Rizzo, Submitted to: Physical Review D [arXiv:1103.1697 [hep-ph]]; B. C. Allanach, A. J. Barr, A. Dafinca and C. Gwenlan, JHEP **1107** (2011) 104 [arXiv:1105.1024 [hep-ph]]; S. S. AbdusSalam, Phys. Lett. B **705** (2011) 331 [arXiv:1106.2317 [hep-ph]]; S. S. AbdusSalam, B. C. Allanach, H. K. Dreiner, J. Ellis, U. Ellwanger, J. Gunion, S. Heinemeyer and M. Kraemer *et al.*, Eur. Phys. J. C **71** (2011) 1835 [arXiv:1109.3859 [hep-ph]]; S. Sekmen, S. Kraml, J. Lykken, F. Moortgat, S. Padhi, L. Pape, M. Pierini and H. B. Prosper *et al.*, JHEP **1202** (2012) 075 [arXiv:1109.5119 [hep-ph]]; A. Arbey, M. Battaglia and F. Mahmoudi, Eur. Phys. J. C **72** (2012) 1847 [arXiv:1110.3726 [hep-ph]]; M. Carena, J. Lykken, S. Sekmen, N. R. Shah and C. E. M. Wagner, arXiv:1205.5903 [hep-ph].
- [4] M. W. Cahill-Rowley, J. L. Hewett, S. Hoeche, A. Ismail and T. G. Rizzo, arXiv:1206.4321 [hep-ph].
- [5] H. E. Haber and R. Hempfling, Phys. Rev. Lett. **66**, 1815 (1991); Y. Okada, M. Yamaguchi and T. Yanagida, Prog. Theor. Phys. **85**, 1 (1991); J. R. Ellis, G. Ridolfi and F. Zwirner, Phys. Lett. B **257**, 83 (1991).

- [6] For a discussion of MSSM naturalness with a 125 GeV Higgs, see for example:
D. M. Ghilencea, H. M. Lee and M. Park, arXiv:1203.0569 [hep-ph]; H. Baer, V. Barger, P. Huang and X. Tata, arXiv:1203.5539 [hep-ph]; L. J. Hall, D. Pinner and J. T. Ruderman, JHEP **1204**, 131 (2012) [arXiv:1112.2703 [hep-ph]]; Z. Kang, J. Li and T. Li, arXiv:1201.5305 [hep-ph]; A. Arvanitaki and G. Villadoro, JHEP **1202**, 144 (2012) [arXiv:1112.4835 [hep-ph]].
- [7] B. C. Allanach, Comput. Phys. Commun. **143**, 305 (2002) [hep-ph/0104145].
- [8] A. Djouadi, J. L. Kneur and G. Moultaka, Comput. Phys. Commun. **176**, 426 (2007) [arXiv:hep-ph/0211331].
- [9] S. Heinemeyer, W. Hollik and G. Weiglein, Phys. Rept. **425**, 265 (2006) [hep-ph/0412214].
- [10] A. Djouadi, M. M. Muhlleitner and M. Spira, Acta Phys. Polon. B **38**, 635 (2007) [hep-ph/0609292].
- [11] A. Djouadi, J. Kalinowski and M. Spira, Comput. Phys. Commun. **108**, 56 (1998) [hep-ph/9704448].
- [12] S. Dittmaier *et al.* [LHC Higgs Cross Section Working Group Collaboration], arXiv:1101.0593 [hep-ph].
- [13] G. Aad *et al.* [ATLAS Collaboration], Phys. Lett. B **710**, 49 (2012) [arXiv:1202.1408 [hep-ex]].
- [14] S. Chatrchyan *et al.* [CMS Collaboration], arXiv:1202.1488 [hep-ex].
- [15] [TEVNPH (Tevatron New Phenomena and Higgs Working Group) and CDF and D0 Collaborations], arXiv:1203.3774 [hep-ex].
- [16] S. Chatrchyan *et al.* [CMS Collaboration], Phys. Lett. B **710**, 403 (2012) [arXiv:1202.1487 [hep-ex]].
- [17] V. M. Abazov *et al.* [D0 Collaboration], arXiv:1207.0422 [hep-ex]; [Tevatron New Physics Higgs Working Group and CDF and D0 Collaborations], arXiv:1207.0449 [hep-ex].
- [18] G. L. Kane, G. D. Kribs, S. P. Martin and J. D. Wells, Phys. Rev. D **53**, 213 (1996) [hep-ph/9508265]; W. Loinaz and J. D. Wells, Phys. Lett. B **445**, 178 (1998) [hep-ph/9808287]; J. Cao, Z. Heng, T. Liu and J. M. Yang, Phys. Lett. B **703**, 462 (2011) [arXiv:1103.0631 [hep-ph]].

- [19] For calculations of radiative corrections to the $h\bar{b}b$ coupling, see for example:
M. S. Carena, S. Mrenna and C. E. M. Wagner, Phys. Rev. D **60**, 075010 (1999) [hep-ph/9808312]; F. Borzumati, G. R. Farrar, N. Polonsky and S. D. Thomas, Nucl. Phys. B **555**, 53 (1999) [hep-ph/9902443]; A. Dabelstein, Nucl. Phys. B **456**, 25 (1995) [hep-ph/9503443]; J. A. Coarasa Perez, R. A. Jimenez and J. Sola, Phys. Lett. B **389**, 312 (1996) [hep-ph/9511402]; D. Noth and M. Spira, Phys. Rev. Lett. **101**, 181801 (2008) [arXiv:0808.0087 [hep-ph]]; H. E. Haber, H. E. Logan, S. Penaranda and D. Temes, Nucl. Phys. Proc. Suppl. **157**, 162 (2006) [hep-ph/0601237]; J. Guasch, P. Hafliger and M. Spira, Phys. Rev. D **68**, 115001 (2003) [hep-ph/0305101].
- [20] M. S. Carena and H. E. Haber, Prog. Part. Nucl. Phys. **50**, 63 (2003) [hep-ph/0208209].
- [21] H. E. Haber, M. J. Herrero, H. E. Logan, S. Penaranda, S. Rigolin and D. Temes, Phys. Rev. D **63**, 055004 (2001) [hep-ph/0007006].
- [22] S. P. Martin, In *Kane, G.L. (ed.): Perspectives on supersymmetry II* 1-153 [hep-ph/9709356].
- [23] J. R. Ellis, K. Enqvist, D. V. Nanopoulos and F. Zwirner, Mod. Phys. Lett. A **1**, 57 (1986).
- [24] R. Barbieri and G. F. Giudice, Nucl. Phys. B **306**, 63 (1988).
- [25] S. P. Martin and M. T. Vaughn, Phys. Rev. D **50**, 2282 (1994) [Erratum-ibid. D **78**, 039903 (2008)] [hep-ph/9311340].
- [26] M. W. Cahill-Rowley, J. L. Hewett, S. Hoeche, A. Ismail, and T. G. Rizzo, to appear.
- [27] Recent studies of LHC search techniques for stops and sbottoms include:
J. Cao, C. Han, L. Wu, J. M. Yang and Y. Zhang, arXiv:1206.3865 [hep-ph];
D. S. M. Alves, M. R. Buckley, P. J. Fox, J. D. Lykken and C. -T. Yu, arXiv:1205.5805 [hep-ph]; M. Drees, M. Hanussek and J. S. Kim, arXiv:1201.5714 [hep-ph]; D. E. Kaplan, K. Rehermann and D. Stolarski, arXiv:1205.5816 [hep-ph]; Y. Bai, H. -C. Cheng, J. Gallicchio and J. Gu, arXiv:1203.4813 [hep-ph]; E. Alvarez and Y. Bai, arXiv:1204.5182 [hep-ph]; H. M. Lee, V. Sanz and M. Trott, JHEP **1205**, 139 (2012) [arXiv:1204.0802 [hep-ph]]; Z. Han, A. Katz, D. Krohn and M. Reece, arXiv:1205.5808 [hep-ph].
- [28] See talk given by M. Patel, LHCb Collaboration, PLHC2012, Vancouver B.C., June 4-9, 2012.
- [29] E. Aprile *et al.* [XENON100 Collaboration], Phys. Rev. Lett. **107**, 131302 (2011) [arXiv:1104.2549 [astro-ph.CO]].
- [30] See talk given by E. Aprile, XENON Collaboration, DM2012, Marina del Rey CA, February 22-24, 2012.