

Instability induced pressure isotropization in a longitudinally expanding system

Kevin Dusling⁽¹⁾, Thomas Epelbaum⁽²⁾, François Gelis⁽²⁾, Raju Venugopalan⁽³⁾

May 2, 2022

- (1) Physics Department, North Carolina State University,
Raleigh, NC 27695, USA
- (2) Institut de Physique Théorique (URA 2306 du CNRS)
CEA/DSM/Saclay, 91191 Gif-sur-Yvette Cedex, France
- (3) Physics Department
Brookhaven National Laboratory, Upton, NY-11973, USA

Abstract

In two previous works [arXiv:1009.4363, arXiv:1107.0668], we studied the time evolution of a system of real scalar fields with quartic coupling which shares important features with the Color Glass Condensate description of heavy ion collisions. Our primary objective was to understand how such a system, when initialized with a non-perturbatively large classical field configuration, reaches thermal equilibrium. An essential goal of these works was to highlight the role played by the quantum fluctuations.

However, these studies considered only a system confined within a box of fixed volume. In the present paper, we extend this work to a system that expands in the longitudinal direction thereby more closely mimicking a heavy ion collision. We conclude that the microscopic processes that drive the system towards equilibrium are able to keep up with the expansion of the system; the pressure tensor becomes isotropic despite the anisotropic expansion.

1 Introduction

The issue of thermalization of the quark-gluon matter produced in heavy ion collisions is one of the most challenging problems in this field. On the one hand, this matter appears to behave like a nearly perfect fluid, as is suggested by the comparison between flow measurements at RHIC [1–4] and hydrodynamical models with low shear viscosity [5]. Moreover, this comparison seems to call for a very early onset (< 1 fm/c) of the hydrodynamical behavior. Such a good description by hydrodynamics is usually interpreted as an indication that the system is fairly close to local thermal equilibrium. On the other hand, trying to justify this fast equilibration from first principles has proven to be notoriously difficult and no definitive conclusion has been reached thus far. Early estimates of the thermalization time based on a standard kinetic description (with $2 \rightarrow 2$ and $2 \rightarrow 3$ processes), as in the bottom-up scenario [6], lead to equilibration times that are much larger

than what hydrodynamics seems to require. In addition to kinetic scattering processes, quarks and gluons with an anisotropic particle distribution are subject to Weibel instabilities [7, 8] that are well known in QED plasmas. These potentially play a significant role in restoring isotropy and in thermalizing the system. A formal description of Weibel instabilities can be couched in the framework of Hard Thermal Loop effective field theory where the hard particles coexist with soft fields [9–13]. This approach has been applied to study the evolution of such anisotropic systems, and the role of instabilities in their relaxation towards equilibrium, in a series of mostly numerical works [14–24]. For recent analytical parametric estimates of the effect of Weibel instabilities in the expanding systems produced in heavy ion collisions, see Refs. [25, 26].

Another feature of heavy ion collisions that complicates our understanding of thermalization is the fact that, at such early times, the collision is more appropriately described in terms of fields rather than on-shell particles¹. Such a description arises naturally in the Color Glass Condensate (CGC) effective theory. In this approach [27–33], the nuclei are described in terms of highly boosted color sources coupled to soft gauge fields. At the very high energies reached at RHIC and LHC, the density of color sources becomes so large that their currents are inversely proportional to the (assumed to be small) coupling constant. In this framework, one can systematically arrange the various contributions to a computation of inclusive quantities in powers of the strong fine structure constant α_s with a given order in α_s corresponding to a fixed loop order. The leading order (LO) approximation can be expressed entirely in terms of the classical solution of the Yang-Mills equations, the next-to-leading (NLO) order is composed of the 1-loop graphs in the presence of a classical background field, and so on. A very satisfying aspect of this description is that the color source distribution of the projectiles appears only via universal weight functionals of these distributions. Factorization theorems have been proven that demonstrate (to leading accuracy in powers of $\alpha_s Y$, where Y is the rapidity) that these weight functionals are the same for all inclusive observables and for different reactions involving identical projectiles [34–36]. The evolution of these weight functionals with rapidity is described by the JIMWLK equation[37–44].

In the CGC framework, the Weibel instabilities manifest themselves in the form of unstable solutions of the classical Yang-Mills equations [45–53], that lead to secular divergences in the NLO² correction to quantities such as the pressure: these corrections diverge when the time goes to infinity. In Ref. [57], we sketched an improvement that resums, at each order of the expansion in α_s , the terms that have the fastest growth in time. This resummation scheme, which amounts in practice to averaging classical solutions of the field equations of motion over a Gaussian ensemble of initial conditions³, was justified more extensively in [63]. Moreover, the precise form of the initial Gaussian ensemble of gauge fields was also derived in this work.

Since the numerical implementation of this resummation in QCD is computationally very demanding, we first considered a much simpler field theory in [64, 65], a scalar field theory with a quartic ϕ^4 coupling. Similar issues arise in this simpler context and provide one with a feeling for the effect of instabilities on the evolution of the system towards equilibrium. The scalar theory, like QCD, is scale invariant at the classical level in $3 + 1$ dimensions⁴. More importantly, this theory

¹Soft modes, as we know from the uncertainty principle, need a rather long time to go on-shell.

²At LO, the pressure is finite at all times, but the longitudinal pressure is negative [54–56].

³To the best of our knowledge, this scheme was first used in [58, 59], in the context of preheating in post-inflationary cosmology. In the context of non-abelian plasma instabilities, it was used already in [60]. A similar approach has also been applied to cold atom physics, in problems related to Bose-Einstein condensation (see for instance Refs. [61, 62]).

⁴This property is not mandatory, but it has simple implications for the equation of state: $\epsilon = 3P$, up to small corrections.

is known to have unstable classical solutions because of parametric resonance (see Refs. [66, 67]). Although the microscopic nature of these instabilities is very different from the Weibel instabilities encountered in Yang-Mills theory, they also lead to secular divergences in the pressure at NLO. Therefore, as in the latter, a resummation of the divergent contributions at each order is essential to obtain finite results at late times.

In Refs. [64, 65], a resummation identical to the one advocated in [57, 63] for QCD was applied to this scalar theory and implemented in a numerical lattice computation. These simulations showed that the pressure quickly relaxes to the value required by the equilibrium equation of state ($P = \epsilon/3$). On longer timescales, the particle distribution evolves to a classical equilibrium distribution. Moreover we found that when the system is initialized with an excess of particle number (compared to the equilibrium value at a given energy), then a transient chemical potential appears, and even a Bose-Einstein condensate⁵ if the particle number excess is too large (see also Refs. [68–70]).

In the two papers already mentioned exploring non-equilibrium scalar dynamics, only systems contained in a fixed volume box were considered. The isotropization of the pressure tensor was therefore not relevant. To address this issue, we shall extend here our study of scalar ϕ^4 field theory to a system that expands longitudinally. In this case, one expects naively that the longitudinal expansion produces a red-shifting of the longitudinal momenta thereby leading to a small longitudinal pressure that decreases faster than the transverse one. If this conclusion was right, hydrodynamics would not be applicable to the description of such an expanding system. The main question we want to address with this extension is whether the instabilities can keep the longitudinal pressure close to the transverse one, despite the longitudinal expansion. A study of these instabilities for an expanding system has been presented in Ref. [71], but the main focus of this work was not on isotropization.

We will mimic closely, in this scalar theory framework, the Color Glass Condensate description of high energy heavy ion collisions by assuming that the classical background field is independent of rapidity. The fluctuations that are superposed on this classical field at the initial time are the scalar analogues of the spectrum derived for QCD in [63]. The derivation of this spectrum in the much simpler scalar case is done in section 2. In the section 3, we discuss the lattice discretization of the model. The time evolution of the particle distribution is studied in the section 4. This discussion also shows why it is important to have a very small lattice spacing in the rapidity direction. Finally the time evolution of the transverse and longitudinal pressures is studied in the section 5. We conclude that the instabilities are indeed able to make the longitudinal pressure nearly equal to the transverse one. Section 6 is devoted to conclusions and to an outlook into the application of this approach to QCD. Some technical notes are relegated to two appendices.

2 Spectrum of fluctuations in an expanding system

Following refs. [64, 65], we consider a massless real scalar field theory with a quartic coupling, whose Lagrangian density is given by

$$\mathcal{L}(\phi) = \frac{1}{2} (\partial^\mu \phi)^2 - \underbrace{\frac{g^2}{4!} \phi^4}_{V(\phi)} . \quad (1)$$

⁵These two features can only be transient because the particle number is not conserved in this theory and eventually inelastic processes will eliminate any excess in the particle number.

The kinematics of a high energy nuclear collision is mirrored by picking a preferred spatial direction – the z direction in this paper – to be the collision axis. For collisions in the high energy limit, the problem is invariant under finite Lorentz boosts in this direction. A natural system of coordinates in which this invariance takes a simple form are the proper time τ and the rapidity η coordinates that are related to the usual Cartesian coordinates by the transformations

$$\tau = \sqrt{t^2 - z^2}, \quad \eta = \frac{1}{2} \ln \left(\frac{t+z}{t-z} \right), \quad (2)$$

with the transverse coordinates x and y unchanged. In this coordinate system, the d'Alembertian reads

$$\square = \partial_\tau^2 + \frac{1}{\tau} \partial_\tau - \frac{1}{\tau^2} \partial_\eta^2 - \nabla_\perp^2. \quad (3)$$

Longitudinal boosts preserve τ and \mathbf{x}_\perp , and shift the rapidity by a constant. Thus, the invariance under longitudinal boosts implies that physical quantities are independent of the rapidity η .

2.1 Classical background field

In the CGC description of heavy ion collisions, the leading order approximation is given by the retarded classical solution of the Yang-Mills equations. In subsequent orders, this classical field plays the role of a background field whereby all the propagators and vertices are dressed. This classical background field is boost invariant. Thus, in our scalar analog, we will require the background field to be independent of η . The classical equation of motion for such a field φ is

$$\ddot{\varphi} + \frac{1}{\tau} \dot{\varphi} - \nabla_\perp^2 \varphi + V'(\varphi) = 0, \quad (4)$$

where the dot denotes a derivative with respect to the proper time τ . Note that we only consider here the evolution of the system after the collision (for $\tau > 0$). Because the sources that describe the colliding projectiles have support only on the axis $z = \pm t$, the field evolution is not driven by these sources; instead, they provide initial conditions for the field at $\tau = 0^+$.

To ascertain the nature of the initial conditions at $\tau = 0^+$, let us neglect for the time being the interaction term $V'(\varphi)$ and decompose the \mathbf{x}_\perp dependence of the field in Fourier modes as

$$\varphi(\tau, \mathbf{x}_\perp) \equiv \int \frac{d^2 \mathbf{k}_\perp}{(2\pi)^2} \varphi_{\mathbf{k}_\perp}(\tau) e^{i \mathbf{k}_\perp \cdot \mathbf{x}_\perp}. \quad (5)$$

The Fourier coefficients obey the equation

$$\ddot{\varphi}_{\mathbf{k}_\perp} + \frac{1}{\tau} \dot{\varphi}_{\mathbf{k}_\perp} + k_\perp^2 \varphi_{\mathbf{k}_\perp} = 0. \quad (6)$$

This is a Bessel equation of index $n = 0$ and its general solution is of the form

$$\varphi_{\mathbf{k}_\perp}(\tau) = a_{\mathbf{k}_\perp} J_0(k_\perp \tau) + b_{\mathbf{k}_\perp} Y_0(k_\perp \tau), \quad (7)$$

where $a_{\mathbf{k}_\perp}$ and $b_{\mathbf{k}_\perp}$ are constants. Only the term that contains J_0 can smoothly approach the limit $\tau \rightarrow 0^+$. (If we keep the Y_0 term, the field would diverge as $\ln(1/\tau)$ and its derivative as $1/\tau$ in this limit.)

Therefore the solutions that are regular near the origin are of the form,

$$\varphi(\tau, \mathbf{x}_\perp) = \int \frac{d^2 \mathbf{k}_\perp}{(2\pi)^2} e^{i \mathbf{k}_\perp \cdot \mathbf{x}_\perp} a_{\mathbf{k}_\perp} J_0(k_\perp \tau) , \quad (8)$$

where the $a_{\mathbf{k}_\perp}$ coefficients are just the Fourier transform of the field at $\tau = 0$

$$\varphi(0^+, \mathbf{x}_\perp) = \int \frac{d^2 \mathbf{k}_\perp}{(2\pi)^2} e^{i \mathbf{k}_\perp \cdot \mathbf{x}_\perp} a_{\mathbf{k}_\perp} . \quad (9)$$

Note that its derivative tends to zero at the origin,

$$\lim_{\tau \rightarrow 0^+} \dot{\varphi}(\tau, \mathbf{x}_\perp) = 0 . \quad (10)$$

The interaction term $V'(\varphi)$ that we neglected in this discussion introduces some mixing among the Fourier modes and modifies the evolution of the solution. However this modification is negligible at short times because the evolution of the field at very short times is dominated by the *expansion rate* which is much larger than the *interaction rate*. Therefore the solution that we find by neglecting the interaction term remains valid in the immediate vicinity of the origin⁶.

2.2 Spectrum of fluctuations

We want to now perform for this scalar model the resummation described in ref. [63] for the QCD case. This resummation amounts to allowing the initial condition for the classical field to fluctuate and to average observables over these fluctuations. Following [63], we can construct the Gaussian ensemble of initial conditions by superposing on the background field φ (independent of η) a fluctuating η dependent term, with the result expressed as

$$\phi = \varphi + \int d\mu_K \left[c_K a_K + c_K^* a_K^* \right] . \quad (11)$$

Here the a_K are mode functions propagating on top of the classical background field φ that obey the equation of motion

$$\ddot{a}_K + \frac{1}{\tau} \dot{a}_K - \frac{1}{\tau^2} \partial_\eta^2 a_K - \nabla_\perp^2 a_K + V''(\varphi) a_K = 0 . \quad (12)$$

This is a linear equation and the set of its solutions is a vector space. The symbol K denotes collectively all the labels that are necessary in order to index the basis for this vector space and $d\mu_K$ is the measure necessary to integrate over this space. In eq. (11) the a_K 's must be positive frequency solutions and they must form an orthonormal basis with respect to the inner product

$$(a|b) \equiv i\tau \int d\eta d^2 \mathbf{x}_\perp (a^* \dot{b} - \dot{a}^* b) . \quad (13)$$

This means that one must have

$$(a_K | a_L) = \delta_{KL} , \quad (14)$$

⁶How far in τ this approximation is valid depends on the magnitude of the field and of the coupling constant g , both of which determine the strength of the neglected non-linear terms.

where the δ -function on the space of the indices K is normalized to ensure

$$\int d\mu_K \delta_{KL} = 1 . \quad (15)$$

The coefficients c_K are Gaussian random complex numbers whose variance is defined by the equations,

$$\begin{aligned} \langle c_K c_L \rangle &= \langle c_K^* c_L^* \rangle = 0 \\ \langle c_K c_L^* \rangle &= \frac{1}{2} \delta_{KL} . \end{aligned} \quad (16)$$

We emphasize that the normalization condition of the fluctuations a_K depends on how we define the integration measure so that at the end of the day the ensemble of ϕ 's defined by eq. (11) does not depend on this arbitrary choice.

2.2.1 Mode functions

Let us now solve eq. (12) which determines the mode functions. We wish only to obtain its solutions at small times τ , therefore we shall neglect the time dependence⁷ of the background field φ and replace it by its limit at $\tau \rightarrow 0^+$,

$$\varphi_0(\mathbf{x}_\perp) \equiv \lim_{\tau \rightarrow 0^+} \varphi(\tau, \mathbf{x}_\perp) . \quad (17)$$

Since φ_0 does not depend on the rapidity η , we can look for solutions that have a well defined wave-number in the variable η of the form

$$a_\nu(\tau, \eta, \mathbf{x}_\perp) = e^{i\nu\eta} b_\nu(\tau, \mathbf{x}_\perp) . \quad (18)$$

The function b_ν now obeys

$$\ddot{b}_\nu + \frac{1}{\tau} \dot{b}_\nu + \frac{\nu^2}{\tau^2} b_\nu - \nabla_\perp^2 b_\nu + V''(\varphi_0) b_\nu = 0 . \quad (19)$$

We note that the \mathbf{x}_\perp dependence of the solution is controlled by the operator $-\nabla_\perp^2 + V''(\varphi_0)$. This operator is real and symmetric and can therefore be diagonalized over a basis of orthogonal functions $\chi_{\mathbf{k}}(\mathbf{x}_\perp)$,

$$\begin{aligned} [-\nabla_\perp^2 + V''(\varphi_0)] \chi_{\mathbf{k}}(\mathbf{x}_\perp) &= \lambda_{\mathbf{k}}^2 \chi_{\mathbf{k}}(\mathbf{x}_\perp) \\ \int d^2 \mathbf{x}_\perp \chi_{\mathbf{k}}^*(\mathbf{x}_\perp) \chi_{\mathbf{l}}(\mathbf{x}_\perp) &= \delta_{\mathbf{k}\mathbf{l}} . \end{aligned} \quad (20)$$

The δ -function $\delta_{\mathbf{k}\mathbf{l}}$ is defined so that its integral over the measure $d\mu_{\mathbf{k}}$ in \mathbf{k} -space is

$$\int d\mu_{\mathbf{k}} \delta_{\mathbf{k}\mathbf{l}} = 1 . \quad (21)$$

The next step is to decompose the \mathbf{x}_\perp dependence of b_ν on the basis provided by the $\chi_{\mathbf{k}}(\mathbf{x}_\perp)$'s. This amounts to looking for fluctuations that are of the form

$$a_{\nu\mathbf{k}}(\tau, \eta, \mathbf{x}_\perp) = e^{i\nu\eta} \chi_{\mathbf{k}}(\mathbf{x}_\perp) b_{\nu\mathbf{k}}(\tau) . \quad (22)$$

⁷Since we saw in the previous section that its time derivative should vanish when $\tau \rightarrow 0^+$.

The remaining function $b_{\nu\mathbf{k}}(\tau)$ depends only on time and must obey the following equation

$$\ddot{b}_{\nu\mathbf{k}} + \frac{1}{\tau}\dot{b}_{\nu\mathbf{k}} + \frac{\nu^2}{\tau^2}b_{\nu\mathbf{k}} + \lambda_{\mathbf{k}}^2 b_{\nu\mathbf{k}} = 0. \quad (23)$$

This is a Bessel equation whose general solution is a linear combination of the Hankel functions⁸ $H_{i\nu}^{(1)}(\lambda_{\mathbf{k}}\tau)$ and $H_{i\nu}^{(2)}(\lambda_{\mathbf{k}}\tau)$. The latter is the positive frequency solution, as can be seen from its asymptotic behavior at large time⁹. Thus the $a_{\mathbf{k}}$'s in eq. (11) can be chosen as

$$a_{\nu\mathbf{k}}(\tau, \eta, \mathbf{x}_{\perp}) = \alpha_{\nu\mathbf{k}} e^{i\nu\eta} \chi_{\mathbf{k}}(\mathbf{x}_{\perp}) H_{i\nu}^{(2)}(\lambda_{\mathbf{k}}\tau). \quad (24)$$

We need only to determine the constant prefactor $\alpha_{\nu\mathbf{k}}$ in order to ensure that these solutions are properly normalized. (They are, by construction, already mutually orthogonal.) To obtain this, we can compute the inner product

$$\begin{aligned} (a_{\nu\mathbf{k}}|a_{\mu\mathbf{l}}) &= i\tau \int d\eta d^2\mathbf{x}_{\perp} (a_{\nu\mathbf{k}}^* \dot{b}_{\mu\mathbf{l}} - \dot{a}_{\nu\mathbf{k}}^* b_{\mu\mathbf{l}}) \\ &= i\tau 2\pi\delta(\nu - \mu)\delta_{\mathbf{kl}} |\alpha_{\nu\mathbf{k}}|^2 \underbrace{H_{i\nu}^{(2)*}(\lambda_{\mathbf{k}}\tau) \overleftrightarrow{\partial}_{\tau} H_{i\nu}^{(2)}(\lambda_{\mathbf{k}}\tau)}_{-4ie^{-\pi\nu/\pi\tau}} \\ &= 8\delta(\nu - \mu)\delta_{\mathbf{kl}} |\alpha_{\nu\mathbf{k}}|^2 e^{-\pi\nu}, \end{aligned} \quad (25)$$

where the identity used to go from the second to the third line is the Wronskian between $H_{-i\nu}^{(1)} = (H_{i\nu}^{(2)})^*$ and $H_{i\nu}^{(2)}$. If we choose the integration measure over the indices ν, \mathbf{k} to be $d\mu_{\mathbf{k}} \equiv \frac{d\nu}{2\pi} d\mu_{\mathbf{k}}$, then this inner product should be $2\pi\delta(\nu - \mu)\delta_{\mathbf{kl}}$, which can be satisfied by taking

$$\alpha_{\nu\mathbf{k}} = \frac{\sqrt{\pi}e^{\pi\nu/2}}{2}. \quad (26)$$

2.2.2 Final form of the spectrum

Let us now summarize the results of this section. We showed that the fluctuating fields defined in eq. (11) should have the explicit form

$$\phi(\tau, \eta, \mathbf{x}_{\perp}) = \varphi(\tau, \mathbf{x}_{\perp}) + \frac{\sqrt{\pi}}{2} \int \frac{d\nu}{2\pi} d\mu_{\mathbf{k}} e^{\pi\nu/2} c_{\nu\mathbf{k}} e^{i\nu\eta} \chi_{\mathbf{k}}(\mathbf{x}_{\perp}) H_{i\nu}^{(2)}(\lambda_{\mathbf{k}}\tau) + \text{c.c.}, \quad (27)$$

where the random coefficients in this linear superposition have the variance

$$\langle c_{\nu\mathbf{k}} c_{\mu\mathbf{l}} \rangle = 0, \quad \langle c_{\nu\mathbf{k}} c_{\mu\mathbf{l}}^* \rangle = \pi\delta(\nu - \mu)\delta_{\mathbf{kl}}. \quad (28)$$

⁸One could also use the Bessel functions $J_{i\nu}(\lambda_{\mathbf{k}}\tau)$ and $Y_{i\nu}(\lambda_{\mathbf{k}}\tau)$ as the two independent solutions, but they are less convenient in the problem at hand because they are both mixtures of positive and negative frequency components.

⁹For large arguments, one has

$$H_{i\nu}^{(2)}(\tau) \underset{\tau \rightarrow +\infty}{\approx} \sqrt{\frac{2}{\pi\tau}} e^{-i(\tau - i\pi\nu/2 - \pi/4)}.$$

Thus far, we haven't been very explicit about the nature of the index \mathbf{k} that labels the eigenfunctions of the operator $-\nabla_{\perp}^2 + V''(\varphi_0)$. This label is a 2-dimensional continuous index that plays the same role as the transverse momentum in the free case¹⁰.

The fields defined by eq. (27) do not seem to have a well defined limit when $\tau \rightarrow 0^+$, because the Hankel functions oscillate like $\tau^{\pm i\nu}$ as τ approaches 0 and their derivatives diverge. This forces us to start the time evolution at a small but finite time τ_0 , rather than at exactly $\tau = 0^+$. In this respect the fields with rapidity dependent fluctuations superposed on the background field are qualitatively different from the background field, for which starting from $\tau = 0^+$ poses no difficulty. However, the finite τ_0 that we are forced to introduce as a consequence, fortuitously has no effect on the physical results. Indeed since eq. (27) is a solution of the equations of motion at small τ , one can prove that physical quantities computed at some later time by averaging over these ϕ 's will be independent of the choice of τ_0 provided it is chosen to be small enough. This will be checked in the section 3.3.

3 Lattice implementation

An explicit determination of the fields in eq. (27) requires that we solve the eigenvalue equation in eq. (20). Because this expression depends nonlinearly on the initial background field, the solution has to be determined numerically. In this section, we will outline the numerical procedure followed in the solution.

3.1 Discretization

In view of a numerical implementation, we discretize the problem as follows:

- i. The transverse plane \mathbf{x}_{\perp} becomes a $L \times L$ lattice, and the lattice sites are labeled by a pair of integers (i, j) (that range from 0 to $L - 1$). We use periodic boundary conditions. The indices i, j are thus defined modulo L . We follow the convention to set the transverse lattice spacing to unity, $a_{\perp} = 1$. All the other dimensionful quantities of the problem are then expressed in units of the appropriate power of the transverse lattice spacing. For example, the values of the time quoted later on in the paper should be understood as values in units of τ/a_{\perp} .
- ii. We consider a unit slice of rapidity, discretized in N intervals, labeled by an integer n that ranges from 0 to $N - 1$. We also adopt periodic boundary conditions here. This is justified for high energy collisions because we expect observables to be invariant by translation in η for the η range of interest for thermalization. The index n is thus defined modulo N . The lattice spacing in the rapidity direction is dimensionless and its value is $h \equiv 1/N$.
- iii. We discretize the second derivatives in η and \mathbf{x}_{\perp} by symmetric finite differences as

$$\begin{aligned} \partial_{\eta}^2 \phi &\rightarrow \frac{1}{h^2} (\phi_{n+1ij} + \phi_{n-1ij} - 2\phi_{nij}) \\ \nabla_{\perp}^2 \phi &\rightarrow \phi_{ni+1j} + \phi_{ni-1j} + \phi_{nij+1} + \phi_{nij-1} - 4\phi_{nij} . \end{aligned} \quad (29)$$

¹⁰In the free case, the corresponding measure and delta function would thus be defined as

$$d\mu_{\mathbf{k}} \equiv \frac{d^2 \mathbf{k}_{\perp}}{(2\pi)^2} , \quad \delta_{\mathbf{k}\mathbf{l}} \equiv (2\pi)^2 \delta(\mathbf{k}_{\perp} - \mathbf{l}_{\perp}) .$$

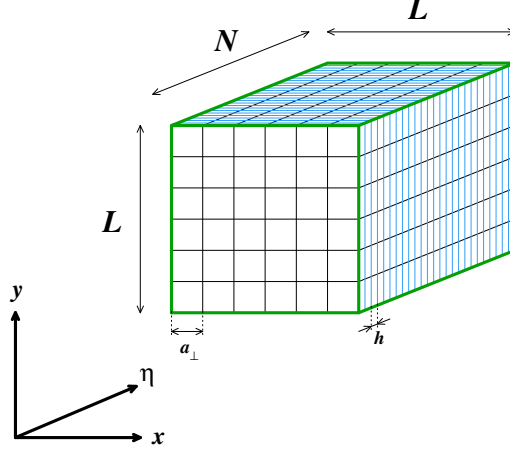


Figure 1: Details of the lattice discretization used in our numerical implementation.

iv. Time remains a continuous variable¹¹.

On the lattice, the eigenvalue problem for finding the $\chi_{\mathbf{k}}$'s is transformed into the problem of finding the eigenvalues and eigenvectors of a real symmetric matrix, since

$$[-\nabla_{\perp}^2 + V''(\varphi_0)] \chi \rightarrow (D\chi)_{ij} \equiv 4\chi_{ij} - \chi_{i+1j} - \chi_{i-1j} - \chi_{ij+1} - \chi_{ij-1} + V''_{ij}\chi_{ij} . \quad (30)$$

Thus, the $L^2 \times L^2$ matrix $D_{ij,kl}$ that we must diagonalize has the following expression

$$D_{ij,kl} = (4 + V''_{ij})\delta_{ik}\delta_{jl} - (\delta_{i+1k} + \delta_{i-1k})\delta_{jl} - \delta_{ik}(\delta_{j+1l} + \delta_{j-1l}) . \quad (31)$$

This diagonalization will provide us a set of L^2 eigenvectors $\chi_{ij}^{(p)}$ such that

$$\begin{aligned} \sum_{kl} D_{ij,kl} \chi_{kl}^{(p)} &= \lambda_{(p)}^2 \chi_{ij}^{(p)} \\ \sum_{ij} \chi_{ij}^{(p)*} \chi_{ij}^{(q)} &= L^2 \delta_{pq} . \end{aligned} \quad (32)$$

Once this is done, the fields of eq. (27) can be written as

$$\phi_{nij}(\tau) = \varphi_{ij}(\tau) + \frac{\sqrt{\pi}}{2NL^2h} \sum_{v=0}^{N-1} e^{\pi\nu/2} \sum_{p=0}^{L^2-1} \left[c_{vp} e^{\frac{2i\pi v n}{N}} \chi_{ij}^{(p)} H_{i\nu}^{(2)}(\lambda_{(p)}\tau) + \text{c.c.} \right] , \quad (33)$$

where ν is an eigenvalue of the discretized operator ∂_{η}^2

$$\nu^2 = \frac{2}{h^2} \left[1 - \cos \left(\frac{2\pi v}{N} \right) \right] , \quad (34)$$

¹¹Time steps in the numerical implementation can be made as small (and even changed dynamically) as needed to ensure the desired accuracy.

and where the c_{vp} are random Gaussian numbers with the variance

$$\langle c_{np} c_{mq}^* \rangle = \frac{NL^2 h}{2} \delta_{nm} \delta_{pq} . \quad (35)$$

3.2 Special case of a uniform background field

If the background field $\varphi(\tau, \mathbf{x}_\perp)$ is independent of \mathbf{x}_\perp , the diagonalization of the matrix $D_{ij,kl}$ is trivial because V_{ij}'' is just a constant mass term $m^2 = g^2 \frac{\varphi(0^+)^2}{2}$, independent of position in the transverse plane. The eigenfunctions are thus plane waves labeled by two integers p, q between 0 and $L - 1$,

$$\chi_{ij}^{(pq)} = e^{\frac{2i\pi(pj+qi)}{L}} , \quad (36)$$

and the corresponding eigenvalues are

$$\lambda_{(pq)}^2 = m^2 + 2 \left[2 - \cos\left(\frac{2\pi p}{L}\right) - \cos\left(\frac{2\pi q}{L}\right) \right] . \quad (37)$$

3.3 Independence with respect to the initial time

As noted previously, one cannot take the time to zero in equation (27) due to the oscillatory behavior of the Hankel functions. Thus one must choose a small initial time τ_0 , compute the initial fields at this time, and proceed with the time evolution from there. However, since this initial time is arbitrary, observables should not depend on it. One could view this question within the framework of the renormalization group: observables can be made independent of τ_0 by making the ensemble of initial fields depend on τ_0 in such a way as to compensate for the fact that the time evolution starts at τ_0 . In fact, the time dependence of eq. (27) is precisely what is needed to achieve this.

In figure 2, we show the time evolution of the energy density ε and transverse pressure P_T (see eqs. (45) for explicit expressions in terms of the scalar field) of the system for two different initial times, $\tau_0 = 10^{-2}$ and $\tau'_0 = 10^{-1}$. One can see that, for the times that are common to the two evolutions, these physical quantities do not depend on the time at which the system is initialized. One should add a word of caution here. This statement is true only as long as the initial time τ_0 is small compared to the physical time scales in the problem (for example, the period of the oscillations of the pressure in the fig. 2). Note also that the classical background φ itself in eq. (27) evolves from τ_0 to τ'_0 , although this is a small effect if both initial times are small.

4 Occupation number

In the next two sections, we will discuss results from our lattice simulations. In this section, we will discuss results for the occupation number and in the following section, results for components of the stress-energy tensor will be presented.

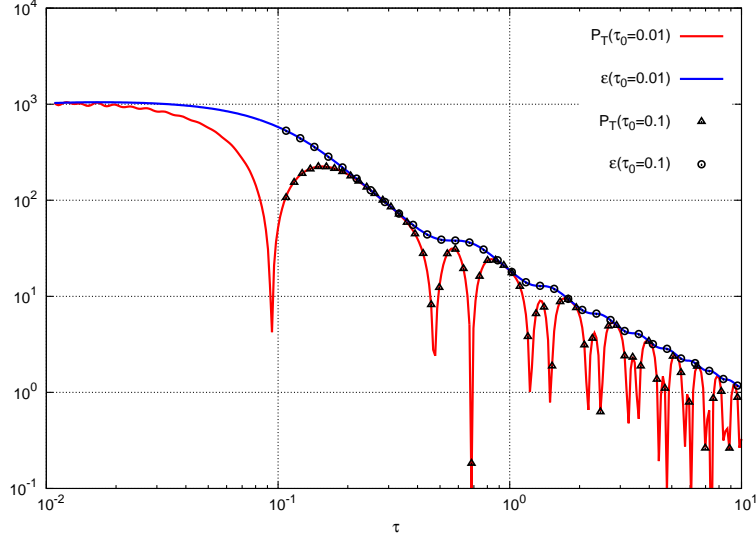


Figure 2: Time evolution of some components of the energy-momentum tensor, for two different initial time $\tau_0 = 0.01$ (solid lines) and 0.1 (points). This computation was done on a $20 \times 20 \times 20$ lattice with 256 field configurations. All the plots presented in this paper have been done with a coupling constant $g = 4$.

4.1 Definition

We begin with the Fourier decomposition of a free scalar field operator¹² in the system of coordinates $(\tau, \eta, \mathbf{x}_\perp)$

$$\hat{\phi}(\tau, \eta, \mathbf{x}_\perp) = \frac{\sqrt{\pi}}{2} \int \frac{d^2 \mathbf{k}_\perp}{(2\pi)^2} \frac{d\nu}{2\pi} e^{\pi\nu/2} H_{i\nu}^{(2)}(k_\perp \tau) \hat{a}_{\nu \mathbf{k}_\perp} e^{i\nu\eta} e^{i\mathbf{k}_\perp \cdot \mathbf{x}_\perp} + \text{h.c.} . \quad (38)$$

One may check immediately that this expression is a solution of the free field equation of motion. This equation can be inverted to obtain creation and annihilation operators expressed in terms of the field as

$$\hat{a}_{\nu \mathbf{k}_\perp} = i\tau e^{\pi\nu/2} \frac{\sqrt{\pi}}{2} \int d^2 \mathbf{x}_\perp d\eta e^{-i\mathbf{k}_\perp \cdot \mathbf{x}_\perp} e^{-i\nu\eta} H_{i\nu}^{(2)*}(k_\perp \tau) \overleftrightarrow{\partial}_\tau \hat{\phi}(\tau, \eta, \mathbf{x}_\perp) . \quad (39)$$

The normalization in these formulas has been chosen to satisfy

$$[\hat{a}_{\nu \mathbf{k}_\perp}, \hat{a}_{\nu' \mathbf{l}_\perp}^\dagger] = (2\pi)^3 \delta(\nu - \nu') \delta(\mathbf{k}_\perp - \mathbf{l}_\perp) , \quad (40)$$

given the canonical commutation relations for the field operator. When we set $\nu = \nu'$ and $\mathbf{k}_\perp = \mathbf{l}_\perp$, the delta functions in the right hand side become $S_\perp L_\eta$, where S_\perp is the transverse area of the system and L_η the length of the rapidity interval under consideration.

¹²The seemingly peculiar normalization factors in this formula will become clear after eq. (40).

As explained in ref. [65] (sections 4.1 and 4.2), it is straightforward to obtain the expectation value of the symmetric combination $a^\dagger a + a a^\dagger$ in the resummation scheme we are using here. For creation and annihilation operators normalized as in eq. (40), it is natural to define the occupation number as

$$1 + 2f_{\nu\mathbf{k}_\perp} \equiv \frac{1}{S_\perp L_\eta} \left\langle \hat{a}_{\nu\mathbf{k}_\perp}^\dagger \hat{a}_{\nu\mathbf{k}_\perp} + \hat{a}_{\nu\mathbf{k}_\perp} \hat{a}_{\nu\mathbf{k}_\perp}^\dagger \right\rangle. \quad (41)$$

From eq. (39), the occupation number computed in our resummation scheme can be expressed as

$$f_{\nu\mathbf{k}_\perp}(\tau) = -\frac{1}{2} + \frac{\pi\tau^2 e^{\pi\nu}}{4S_\perp L_\eta} \left\langle \left| \int d^2\mathbf{x}_\perp d\eta e^{-i\nu\eta} e^{-i\mathbf{k}_\perp \cdot \mathbf{x}_\perp} H_{i\nu}^{(2)*}(k_\perp\tau) \overleftrightarrow{\partial}_\tau \phi(\tau, \eta, \mathbf{x}_\perp) \right|^2 \right\rangle. \quad (42)$$

Here $\phi(\tau, \eta, \mathbf{x}_\perp)$ is a classical solution of the field equation of motion, and the brackets denote the average over the Gaussian ensemble of initial conditions.

A crucial aspect of eq. (42) is the prefactor $\tau^2 e^{\pi\nu}$ in front of the integral that ensures that each mode is weighted correctly at all times despite the dilution due to the longitudinal expansion of the system. One can also check that this formula gives a vanishing occupation number in the case of pure vacuum fluctuations (i.e. with ϕ replaced by eq. (27) with $\varphi \equiv 0$). Moreover, we have checked that, when evolved in time with the interacting equation of motion, this vacuum ensemble of fields evolves in such a way as to give a vanishing occupation number over all the time range of interest¹³.

4.2 Time evolution

In the figure 3, we show the occupation number at two times, computed on a $40 \times 40 \times 80$ lattice, for an initial classical background field at $\tau = 0^+$, $\varphi_0(\mathbf{x}_\perp)$, that contains only a single mode \mathbf{k}_\perp ,

$$\varphi_0(\mathbf{x}_\perp) = \varphi_0 \times \cos(\mathbf{k}_\perp \cdot \mathbf{x}_\perp). \quad (43)$$

This is arguably a simplistic toy model of the classical background field. In the Color Glass Condensate description of a heavy ion collision, the classical background field would contain a range of non-zero modes up to the saturation momentum. The coupling constant used in this computation, and in all the plots shown in this paper, is $g = 4$. The value of the background field has been taken to $\varphi_0 = 15$, and $\mathbf{k}_\perp = 0.77$. At the time $\tau = 0.1$, a harmonic of the initial \mathbf{k}_\perp mode has already started to grow in the distribution (see the second peak in the left plot of the figure 3), but its amplitude is comparatively very small (note that the vertical axis is logarithmic). On the other hand, the distribution in ν is still confined at $\nu = 0$ because the fluctuating part of the fields is still very small compared to the boost invariant classical background. The plot on the right of the figure 3, that represents the occupation number at the time $\tau = 200$, shows that a continuum of \mathbf{k}_\perp and ν modes eventually get populated after some evolution.

This plot also illustrates the main difficulty in simulating an expanding system. Over time the distribution extends in the ν direction and eventually reaches the lattice cutoff in this variable. The origin of this behavior can be easily understood. For simplicity, let us assume that the system has reached local thermal equilibrium and expands following ideal Bjorken hydrodynamics. Then its energy density decreases like $\epsilon \sim \tau^{-4/3}$ and its temperature decreases like $T \sim \tau^{-1/3}$. The temperature is roughly the extent of the support of the occupation number in the variables k_\perp and

¹³If this evolution is carried to extremely large times, we may expect that these vacuum fluctuations will eventually “thermalize” [72].

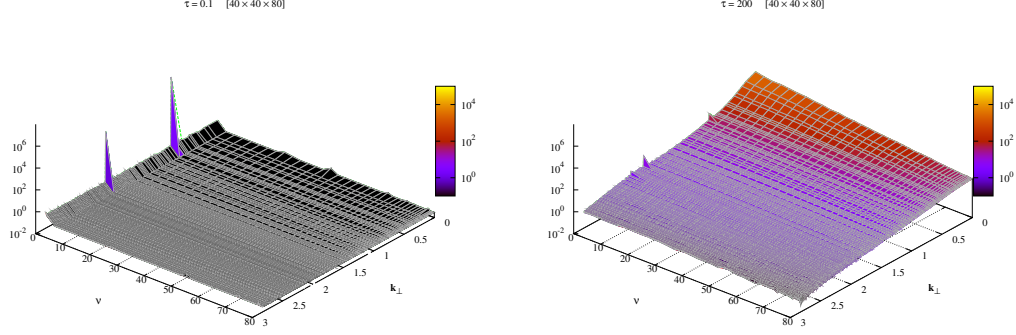


Figure 3: Occupation number at times $\tau = 10^{-1}$ and $\tau = 200$, on a $40 \times 40 \times 80$ lattice.

k_z . Therefore in these variables the support of the occupation number tends to shrink slowly with time. However at late times the variables k_z and ν are related by

$$k_z \sim \frac{\nu}{\tau}, \quad (44)$$

and therefore a shrinkage as $\tau^{-1/3}$ of the momentum k_z corresponds to an increase with $\tau^{2/3}$ of the variable ν . Therefore if the system thermalizes¹⁴ or approaches thermal equilibrium, there will always be a time where the support of $f_{\nu k_\perp}$ hits the lattice cutoff in the variable ν no matter how high this cutoff is.

This is a serious issue for our simulation because physical quantities computed after this time will be contaminated by lattice artifacts. This is the case in particular for components of the pressure tensor as they are sensitive to the hardest populated modes in the system. When the occupation number reaches the upper ν limit, the distribution in k_z is artificially cut-off which reduces the longitudinal pressure. If we were to pursue the time evolution much beyond this time, the system would effectively become 2-dimensional and we would get the incorrect result $P_L \ll P_\perp$.

A computationally expensive but otherwise straightforward way to avoid this problem is to have a finer discretization in the rapidity direction, dividing the unit rapidity interval we are considering in a large number N of lattice spacings. As N increases, we can push the time evolution to later times. In the table 1, we give an estimate (obtained by computing the occupation number at various times and observing when its support first reaches ν_{\max}) of the maximal time, for a given N , when lattice artifacts are negligible. In the rest of the paper, we shall present results obtained on a $40 \times 40 \times 320$ lattice, which allows us to go safely up to $\tau = 300$. The occupation numbers at the times $\tau = 10, 50, 100$ and 300 are shown in the figure 4.

¹⁴In contrast, if the system is free-streaming, $k_\perp \sim \text{const}$ and $k_z \sim \tau^{-1}$. This corresponds to a constant support both in k_\perp and in ν .

N	τ_{\max}
80	120
160	220
320	300

Table 1: Maximal time as a function of the number of lattice spacings in the η direction.

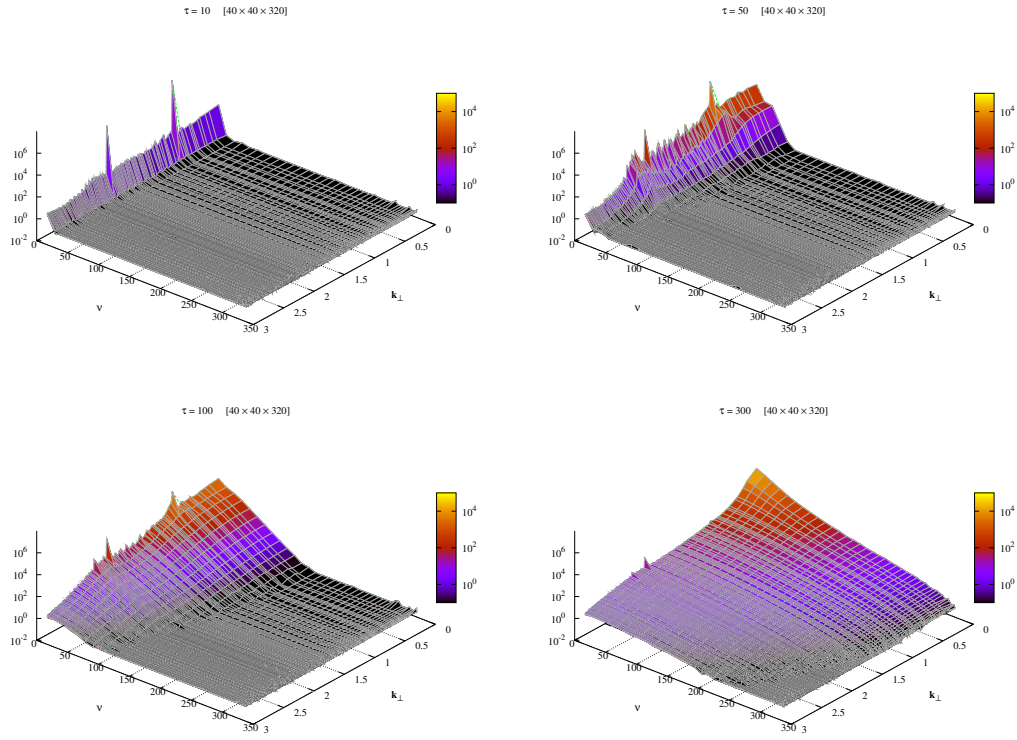


Figure 4: Occupation number at times $\tau = 10, 50, 100$ and 300 , on a $40 \times 40 \times 320$ lattice.

5 Energy-momentum tensor

5.1 Definition

We are now ready to explore the evolution of the energy-momentum tensor. Besides the relaxation of the system towards an equation of state, the longitudinal expansion means that there is no guarantee that the transverse and longitudinal pressures will be equal. However, for hydrodynamics to be applicable, the anisotropy of the pressure tensor should not be large. It is therefore of the utmost importance to determine whether the longitudinal and transverse pressures ever approach each other for the expanding system.

In the $(\tau, \eta, \mathbf{x}_\perp)$ system of coordinates, the diagonal components of the energy-momentum tensor are given by

$$\begin{aligned}\varepsilon &= \frac{1}{2} \left(\dot{\phi}^2 + (\nabla_\perp \phi)^2 + \tau^{-2} (\partial_\eta \phi)^2 \right) + V(\phi) \\ T^{xx} &= \frac{1}{2} \left(\dot{\phi}^2 + (\partial_x \phi)^2 - (\partial_y \phi)^2 - \tau^{-2} (\partial_\eta \phi)^2 \right) - V(\phi) \\ T^{yy} &= \frac{1}{2} \left(\dot{\phi}^2 - (\partial_x \phi)^2 + (\partial_y \phi)^2 - \tau^{-2} (\partial_\eta \phi)^2 \right) - V(\phi) \\ \tau^2 T^{\eta\eta} &= \frac{1}{2} \left(\dot{\phi}^2 - (\partial_x \phi)^2 - (\partial_y \phi)^2 + \tau^{-2} (\partial_\eta \phi)^2 \right) - V(\phi) .\end{aligned}\tag{45}$$

The transverse pressure is $P_T \equiv (T^{xx} + T^{yy})/2$ and the longitudinal pressure is $P_L \equiv \tau^2 T^{\eta\eta}$. All these quantities, written here for a single classical field configuration, must of course be averaged over the Gaussian ensemble of initial conditions derived in section 2.

When computing the energy momentum tensor, it is important to do so on a lattice that has a fine enough spacing in the rapidity direction, as explained in the previous section. The artifacts one obtains at large time if this is not the case are illustrated and discussed in the appendix A. In the rest of this section, all the numerical results have been obtained on a $40 \times 40 \times 320$ lattice.

It is also important to subtract the contribution of the vacuum. Indeed, our resummation leads to severe ultraviolet divergences in the energy-momentum tensor that behave generically like the fourth power of the ultraviolet cutoff (here, the inverse lattice spacing). This unwanted term is a pure vacuum contribution and it can be removed by subtracting the result from another computation in which the background field φ in eq. (27) is set to zero (“vacuum”). In all the quantities presented later on, this subtraction has been performed.

5.2 Equation of state

The first thing to assess is whether the system obeys an equation of state. Towards that end, we plot in the figure 5 the energy density and the sum of the three pressures. As in a system with a fixed volume (see [64]), the pressure oscillates rapidly initially, with the oscillations being damped and disappearing eventually. When this happens, one sees that

$$\epsilon = 2P_T + P_L ,\tag{46}$$

within statistical errors.

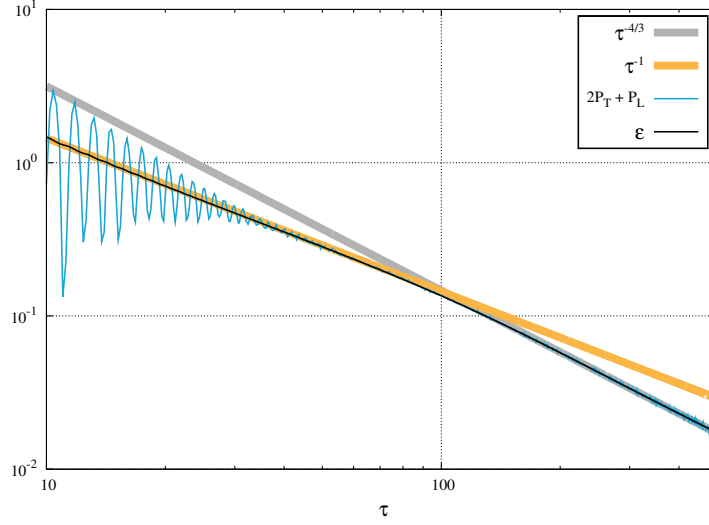


Figure 5: Time evolution of the energy density and of the trace of the pressure tensor, compared to the power law behaviors $\tau^{-4/3}$ and τ^{-1} .

If one recalls the conservation equation¹⁵ that drives the time evolution of the energy density,

$$\frac{\partial \epsilon}{\partial \tau} + \frac{\epsilon + P_L}{\tau} = 0, \quad (47)$$

it is also instructive to compare the time dependence of the energy density with two power laws that have a special physical meaning:

- i. τ^{-1} , expected for a system whose longitudinal pressure is negligible,
- ii. $\tau^{-4/3}$, expected when $P_L = P_T = \epsilon/3$.

As one can see, at the beginning of the evolution, the energy density decreases approximately like τ^{-1} , while it is well fitted by $\tau^{-4/3}$ at later times. This is suggestive of the fact that the system is initially highly anisotropic, and then becomes nearly isotropic later on.

5.3 Isotropization

Given the above results on the time dependence of the energy density, let us now look at the evolution of the transverse and longitudinal pressures separately. This is illustrated in figure 6. (We also plot the energy density and the sum of the three pressures in order to compare the timescales for the relaxation of the pressures and for isotropization.) In this plot, one can distinguish three stages in the time evolution of the pressures:

¹⁵This is an exact equation, valid whether the system is in equilibrium or not.

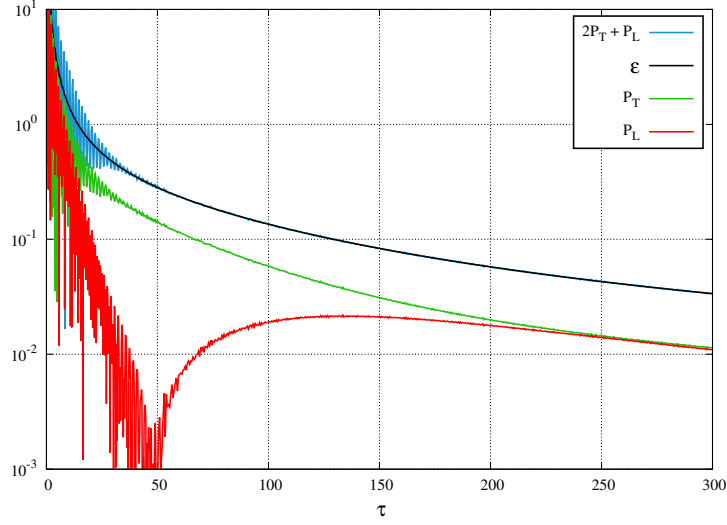


Figure 6: Time evolution of the diagonal components of $T^{\mu\nu}$, and of the trace of the pressure tensor.

- i. At early times (on timescales comparable to that of the relaxation of the pressure or shorter), one sees that the magnitude of the longitudinal pressure drops very quickly. This can be understood from the kinetic theory formula for the longitudinal pressure

$$P_L = \int \frac{d^3\mathbf{p}}{(2\pi)^3} \frac{p_z^2}{|\mathbf{p}|} f(\mathbf{p}) , \quad (48)$$

as a consequence of the red-shifting of the longitudinal momenta due to the expansion of the system. Indeed, particles with a non-zero p_z eventually escape from the unit slice of rapidity whose evolution we are considering. This is illustrated in figure 7.

- ii. Next, a dramatic change of behavior occurs. The longitudinal pressure increases rapidly and approaches the transverse pressure. This change begins when the oscillations of the pressure have become small. Moreover, from figure 4, we see that this occurs when the particle distribution starts to expand and occupy modes in the ν direction.
- iii. Eventually, the longitudinal pressure becomes very close to the transverse one, albeit at times much later than the relaxation of the pressure. This confirms what was guessed on the basis of the time dependence of the energy density alone.

The difference between the transverse and longitudinal pressures essentially arises from the sign with which the various spatial gradients of the field enter in the formulas (45). In particular, it is easy to see from these formulas that the two pressures are equal provided that

$$\frac{1}{2}(\nabla_\perp \phi)^2 = \frac{1}{\tau^2}(\partial_\eta \phi)^2 . \quad (49)$$

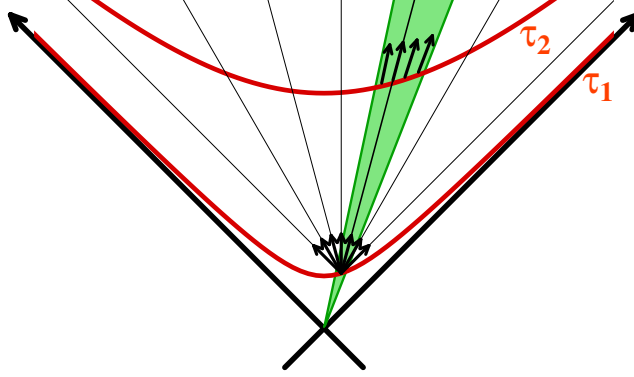


Figure 7: Evolution of the distribution of longitudinal momentum in a slice of rapidity, for particles undergoing free streaming. The thick arrows represent the velocities of the particles. The thin straight lines represent the trajectories of free particles—at constant velocity. At the time τ_1 , we assume that the rapidity slice under consideration contains particles with all longitudinal momenta. After some period of free streaming to the time τ_2 , only particles whose momentum rapidity y equals the space-time rapidity η are left.

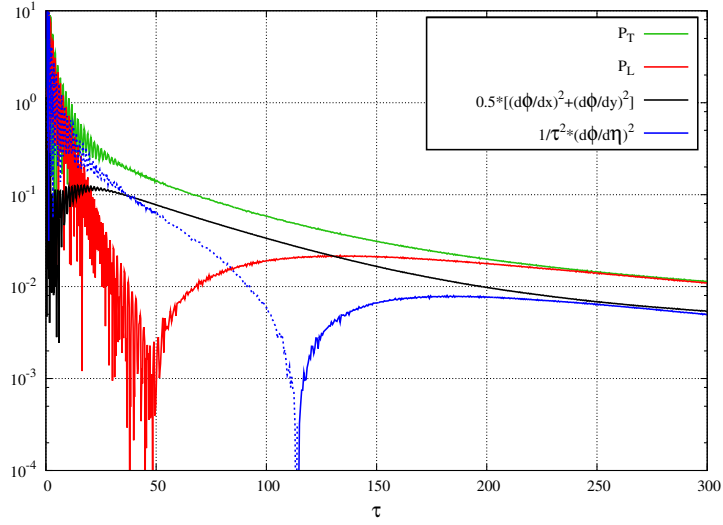


Figure 8: Time evolution of the transverse and longitudinal gradients that enter in the pressures. The dotted line means that the corresponding quantity is negative. (We have plotted here its absolute value.) We also plot the time evolution of the transverse and longitudinal pressures for easy reference.

In order to better understand the evolution of the two pressures, we have represented in figure 8 the expectation values of the two quantities $(\nabla_{\perp}\phi)^2/2$ and $\tau^{-2}(\partial_{\eta}\phi)^2$. Note that these quantities have been vacuum-subtracted, as explained after eq. (45), which means that they are not necessarily positive. Negative values are indicated in the plot by a dotted line instead of a solid one.

At very early times, the transverse gradient is moderately small and positive, while the longitudinal gradient is large and negative (after we have subtracted the contribution from the vacuum). Up to $\tau \approx 10$, the transverse gradient remains roughly constant (more precisely, it oscillates around a constant value), while the magnitude of the longitudinal gradient decreases very rapidly. (Note that since it is negative, this means that it is in fact increasing with time.)

For a short period of time after $\tau \approx 10$, the transverse gradient increases mildly. From the plots showing the evolution of the occupation number in the figure 4, this is clearly related to the expansion of the particle distribution in \mathbf{k}_{\perp} . During this period, the transverse gradient is much larger than the longitudinal one (which is still negative), and therefore the longitudinal pressure is much smaller than the transverse one.

A qualitative change in behavior occurs around $\tau \approx 50$: the longitudinal gradient evolves faster than the transverse one and it increases rapidly, approaching zero to become positive shortly after $\tau \approx 100$. The consequence on the longitudinal pressure is a rapid increase despite the expansion of the system. Microscopically the increase of the longitudinal gradients is presumably due to the resonance that can reshuffle efficiently momenta now that the expansion rate of the system is lower. (Before that point, any particle that was scattered at a non-zero p_z immediately escaped from the rapidity slice under consideration.) This trend continues until the transverse and longitudinal gradients become comparable, at which point the two pressures are nearly equal.

6 Summary and outlook

We extended in this paper our earlier study of the role of quantum fluctuations in the thermalization of strong fields (subject to instabilities) to the situation where the system undergoes longitudinal expansion. We considered a one-component scalar field theory, which is much simpler to study numerically than Yang-Mills theory, and implemented the same resummation program that one would employ in studying the early stages of heavy ion collisions in the Color Glass Condensate framework.

As in the case of a system confined in a fixed volume box, the trace of the pressure tensor exhibits oscillations in time that are quickly damped. After this stage, the sum of the three pressures is equal to the energy density, but the transverse and longitudinal pressures are still quite different.

The main new result of our study is that the pressure tensor eventually becomes isotropic despite the longitudinal expansion of the system. After an initial decrease due to the rapid expansion at early times, the longitudinal pressure increases at later times to reach a value that is very close to that of the transverse pressure. This goes a long way towards justifying the validity of the hydrodynamical description for expanding systems, as encountered in heavy ion collisions.

We also studied the time evolution of the particle distribution. Even with a very far from equilibrium initial condition that has a single \mathbf{k}_{\perp} mode at $\tau = 0^+$, a continuum of modes rapidly get filled by the nonlinear interactions of the fields. This study of the occupation number also highlighted an important limitation of numerical simulations that use rapidity as the longitudinal coordinate, namely, the particle distribution expands in ν —the conjugate momentum of rapidity—over time and eventually reaches the ultraviolet cutoff imposed on this variable by the lattice

spacing. Therefore in order to pursue the study until sufficiently large times without being affected by these lattice artifacts, it is necessary to use a lattice that has a very fine mesh in the rapidity direction. This issue is by no means specific to a scalar theory, and will be present when this approach is applied to Yang-Mills theory.

In all the plots presented in this paper, all dimensionful quantities were expressed in units of the appropriate power of the transverse lattice spacing. Since the ϕ^4 scalar theory in $3+1$ dimensions is scale invariant at the classical level (as is Yang-Mills theory), one can re-express all of them in terms of a single dimensionful physical parameter. In the Color Glass Condensate framework, this parameter would be the saturation momentum Q_s of the colliding nuclei. Doing this for QCD would provide an answer to the following fundamental question: *how long does isotropization take, given the value of the saturation momentum and of the strong coupling constant?* However, the lessons of this exercise in scalar field theory cannot be simply applied to the gauge theory case because the former differs from QCD in a number of crucial ways. To list a few, (i) the field content of QCD is much richer, (ii) there is no meaningful way to compare the coupling constants of the two theories, (iii) the strength of their instabilities are quite different, both in their range and in their growth rate.

Thus it is best to see the present work as a proof of the concept that instabilities can isotropize the pressures of an expanding system. The next step obviously is to apply the same treatment to Yang-Mills theory. In a previous work [63], we derived the spectrum of initial field fluctuations that one must use in this computation. The numerical implementation of this approach to a Yang-Mills theory is under way but will require a significantly larger computational effort than what was needed for the present scalar theory.

Acknowledgements

We would like to thank J. Berges, J.-P. Blaizot, J. Liao, L. McLerran, and S. Schlichting for useful discussions. FG and TE are supported by the Agence Nationale de la Recherche project # 11-BS04-015-01. FG would also like to thank the Brookhaven National Laboratory and the Institute of Nuclear Theory, where parts of this work were performed, for their hospitality and support. K.D. and R.V. are supported by the US Department of Energy under DOE Contract Nos. DE-FG02-03ER41260 and DE-AC02-98CH10886 respectively.

A Lattice artifacts at late times

As we have already explained in section 4.2, the time extent of the simulation is limited by the finite size of the lattice. We demonstrated that as the time increases the particle distribution expands to larger ν values, (ν is the momentum conjugate to rapidity), until it is artificially cut-off by the discretization in rapidity.

In figure 9, we show the practical significance of this effect on the numerical computation of the components of the energy-momentum tensor, for lattices with increasing number of longitudinal spacings N (all describing a unit slice of rapidity). We see that when the number of lattice spacings in the rapidity direction is small (see the curves for the $40 \times 40 \times 80$ lattice), the ratio P_L/ϵ approaches the isotropic value $1/3$ and then departs from this value. Likewise, the ratio P_T/ϵ approaches $1/3$ from above, before deviating from this value (in such a way that $2P_T + P_L$ remains equal to ϵ). The time at which this occurs agrees with the time when the particle distribution

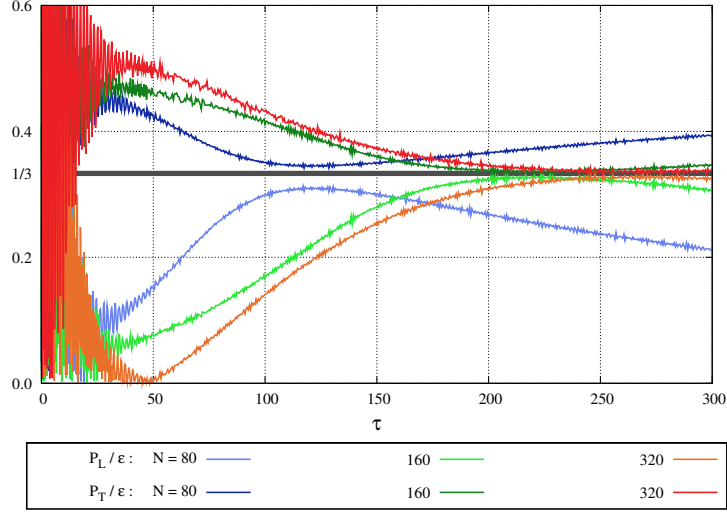


Figure 9: Time evolution of the ratios of longitudinal and transverse pressure to the energy density, for several choices of discretization in rapidity.

reaches the longitudinal momentum cutoff as shown in table 1. Figure 9 demonstrates that this artifact appears at later times as the number of lattice spacings in rapidity is increased.

The additional complication of renormalization must also be considered when simulating scalar fields on a lattice. While there is no mass term in our bare Lagrangian, vacuum fluctuations induce a non-zero mass. In a scalar ϕ^4 theory, the leading contribution stems from the tadpole graph having a quadratic UV divergence. The value of this tadpole is given as

$$m^2 = \frac{g^2 \pi}{8} \int \frac{d^2 \mathbf{k}_\perp}{(2\pi)^2} \frac{d\nu}{2\pi} e^{\pi\nu} \left| H_{i\nu}^{(2)}(k_\perp \tau) \right|^2. \quad (50)$$

which clearly exhibits the nature of its divergence. On the lattice the above integral is replaced by a discrete sum having a UV cutoff dictated by the size of the lattice spacing. In τ - η coordinates this mass is τ dependent (a fixed UV cutoff in ν corresponds to a time dependent cutoff in $k_z \sim \nu/\tau$). Figure 10 shows the time evolution m^2 for various discretizations in rapidity. At intermediate times the mass has a logarithmic sensitivity to the lattice spacing.

In practice this means that computations done with the same bare Lagrangian but having different longitudinal discretizations correspond to different renormalized theories. The logarithmic dependence of this mass with N means that it varies more rapidly at small N than at large N , something that can be seen in the figure 9 by comparing the changes from $N = 80$ to $N = 160$ and from $N = 160$ to $N = 320$. In the present work, we have not attempted to renormalize the bare parameters as this will be further complicated by the fact that we are treating the transverse and longitudinal coordinates on different footings. Therefore, one should keep in mind that the theory for which results are presented in the paper is not a truly massless theory, and the comparison between computations done at varying lattice spacings can only be made qualitatively. We should stress that this issue should not arise in gauge theories. In this case, gauge invariance of the Wilson

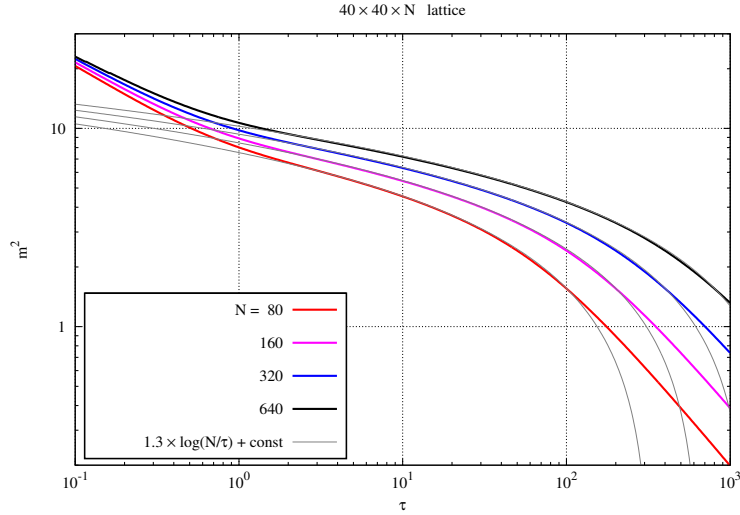


Figure 10: Tadpole contribution to the mass as a function of time, for various longitudinal lattice spacings (and a coupling constant $g = 4$).

action prevents the generation of a mass term for the gluons.

B Computation of Hankel functions of imaginary index

In the computation of the initial conditions (eq. (27)) and of the occupation number (eq. (42)), we need Hankel functions of imaginary index $H_{i\nu}^{(2)}$. They are both needed at small arguments (for the initial conditions), and at fairly large arguments (for the occupation number). And we need them for very large indices ν , since on a lattice with N spacings in a unit rapidity interval, the maximal value of ν is $\nu_{\max} = 2N$. Thus, for the value $N = 320$ that we have used in most of this paper, we need Hankel functions with indices up to 640.

To the best of our knowledge, Hankel functions of imaginary index are not implemented in the common scientific numerical libraries such as CERNLIB or the GNU Scientific Library, but it is fairly easy to evaluate them numerically with high accuracy. First of all, one should recall that they are solutions of the Bessel equation

$$f'' + \frac{1}{\tau}f' + \left(1 + \frac{\nu^2}{\tau^2}\right)f = 0. \quad (51)$$

Naturally, a pair of linearly independent solutions of this equation can be constructed numerically to any desired accuracy. But the problem is to find the proper linear combination of those that

gives the relevant Hankel function. It is best defined by its asymptotic expansion,

$$H_{i\nu}^{(2)}(\tau) = \left(\frac{2}{\pi\tau}\right)^{1/2} e^{-i(\tau-\pi/4)} e^{-\pi\nu/2} \times \sum_{k=0}^n \frac{(-1)^k}{k!(2i\tau)^k} \left(\nu^2 + \frac{1^2}{4}\right) \left(\nu^2 + \frac{3^2}{4}\right) \cdots \left(\nu^2 + \frac{(2k-1)^2}{4}\right) + \mathcal{O}(\tau^{-n-1}). \quad (52)$$

This expansion should be used with caution, because it is not a convergent series if summed to arbitrarily large n . But at a given ν , one can find a sufficiently large τ and an optimal n such that the residual term is extremely small. In practice, one computes the successive terms in eq. (52) for a given ν and a large τ : they decrease for small k , but eventually start increasing again for k larger than some n . The last computed term before they start increasing is used as an estimate of the error. If it is satisfactorily small, then we compute the Hankel function and its first derivative by summing the asymptotic expansion up to this n . If the error is not small enough, we start over this process for the same ν , but a larger τ .

At this point, we know the value of $H_{i\nu}^{(2)}$ (and that of its first derivative) for some value of τ . The next step is to use these as initial conditions to solve numerically the Bessel equation, both forward and backward in order to cover all the desired range of arguments. This can be done to very high accuracy by using a high order solver with adaptive steps.

References

- [1] J. Adams, et al., [STAR Collaboration] Nucl. Phys. **A 757**, 102 (2005).
- [2] K. Adcox, et al., [PHENIX Collaboration] Nucl. Phys. **A 757**, 184 (2005).
- [3] I. Arsene, et al., [BRAHMS collaboration] Nucl. Phys. **A 757**, 1 (2005).
- [4] B.B. Back, et al., [PHOBOS collaboration] Nucl. Phys. **A 757**, 28 (2005).
- [5] P. Romatschke, U. Romatschke, Phys. Rev. Lett. **99**, 172301 (2007).
- [6] R. Baier, A.H. Mueller, D. Schiff, D. Son, Phys. Lett. **B 502**, 51 (2001).
- [7] S. Mrowczynski, Phys. Lett. **B 314**, 118 (1993).
- [8] S. Mrowczynski, Phys. Lett. **B 393**, 26 (1997).
- [9] A.K. Rebhan, P. Romatschke, M. Strickland, Phys. Rev. Lett. **94**, 102303 (2005).
- [10] A.K. Rebhan, P. Romatschke, M. Strickland, JHEP **0509**, 041 (2005).
- [11] S. Mrowczynski, A. Rebhan, M. Strickland, Phys. Rev. **D 70**, 025004 (2004).
- [12] P. Romatschke, M. Strickland, Phys. Rev. **D 68**, 036004 (2003).
- [13] P. Romatschke, M. Strickland, Phys. Rev. **D 70**, 116006 (2004).
- [14] A.K. Rebhan, D. Steineder, Phys. Rev. **D 81**, 085044 (2010).

- [15] A.K. Rebhan, M. Strickland, M. Attems, Phys. Rev. **D 78**, 045023 (2008).
- [16] P. Arnold, J. Lenaghan, G.D. Moore, JHEP **0308**, 002 (2003).
- [17] P. Arnold, J. Lenaghan, G.D. Moore, L.G. Yaffe, Phys. Rev. Lett. **94**, 072302 (2005).
- [18] P. Arnold, G.D. Moore, Phys. Rev. **D 73**, 025013 (2006).
- [19] P. Arnold, G.D. Moore, Phys. Rev. **D 73**, 025006 (2006).
- [20] P. Arnold, G.D. Moore, Phys. Rev. **D 76**, 045009 (2007).
- [21] P. Arnold, G.D. Moore, L.G. Yaffe, Phys. Rev. **D 72**, 054003 (2005).
- [22] A. Dumitru, Y. Nara, M. Strickland, Phys. Rev. **D 75**, 025016, (2007).
- [23] D. Bodeker, K. Rummukainen, JHEP **0707**, 022 (2007).
- [24] J. Berges, D. Gelfand, S. Scheffler, D. Sexty, Phys. Lett. **B 677**, 210 (2009).
- [25] A. Kurkela, G.D. Moore, JHEP **1112**, 044 (2011).
- [26] A. Kurkela, G.D. Moore, JHEP **1111**, 120 (2011).
- [27] L.D. McLerran, R. Venugopalan, Phys. Rev. **D 49**, 2233 (1994).
- [28] L.D. McLerran, R. Venugopalan, Phys. Rev. **D 49**, 3352 (1994).
- [29] L.D. McLerran, R. Venugopalan, Phys. Rev. **D 50**, 2225 (1994).
- [30] E. Iancu, A. Leonidov, L.D. McLerran, Lectures given at Cargese Summer School on QCD Perspectives on Hot and Dense Matter, Cargese, France, 6-18 Aug 2001, hep-ph/0202270.
- [31] E. Iancu, R. Venugopalan, Quark Gluon Plasma 3, Eds. R.C. Hwa and X.N. Wang, World Scientific, hep-ph/0303204.
- [32] F. Gelis, E. Iancu, J. Jalilian-Marian, R. Venugopalan, Ann. Rev. Part. Nucl. Sci. **60**, 463 (2010).
- [33] T. Lappi, Int. J. Mod. Phys. **E20**, 1 (2011).
- [34] F. Gelis, T. Lappi, R. Venugopalan, Phys. Rev. **D 78**, 054019 (2008).
- [35] F. Gelis, T. Lappi, R. Venugopalan, Phys. Rev. **D 78**, 054020 (2008).
- [36] F. Gelis, T. Lappi, R. Venugopalan, Phys. Rev. **D 79**, 094017 (2009).
- [37] J. Jalilian-Marian, A. Kovner, L.D. McLerran, H. Weigert, Phys. Rev. **D 55**, 5414 (1997).
- [38] J. Jalilian-Marian, A. Kovner, A. Leonidov, H. Weigert, Nucl. Phys. **B 504**, 415 (1997).
- [39] J. Jalilian-Marian, A. Kovner, A. Leonidov, H. Weigert, Phys. Rev. **D 59**, 014014 (1999).
- [40] J. Jalilian-Marian, A. Kovner, A. Leonidov, H. Weigert, Phys. Rev. **D 59**, 034007 (1999).

- [41] J. Jalilian-Marian, A. Kovner, A. Leonidov, H. Weigert, Phys. Rev. **D 59**, 099903 (1999).
- [42] E. Iancu, A. Leonidov, L.D. McLerran, Nucl. Phys. **A 692**, 583 (2001).
- [43] E. Iancu, A. Leonidov, L.D. McLerran, Phys. Lett. **B 510**, 133 (2001).
- [44] E. Ferreiro, E. Iancu, A. Leonidov, L.D. McLerran, Nucl. Phys. **A 703**, 489 (2002).
- [45] T.S. Biro, C. Gong, B. Muller, A. Trayanov, Int. J. Mod. Phys. **C 5**, 113 (1994).
- [46] U.W. Heinz, C.R. Hu, S. Leupold, S.G. Matinyan, B. Muller, Phys. Rev. **D 55**, 2464 (1997).
- [47] P. Romatschke, R. Venugopalan, Phys. Rev. Lett. **96**, 062302 (2006).
- [48] P. Romatschke, R. Venugopalan, Eur. Phys. J. **A 29**, 71 (2006).
- [49] P. Romatschke, R. Venugopalan, Phys. Rev. **D 74**, 045011 (2006).
- [50] H. Fujii, K. Itakura, Nucl. Phys. **A 809**, 88 (2008).
- [51] H. Fujii, K. Itakura, A. Iwazaki, Nucl. Phys. **A 828**, 178 (2009).
- [52] T. Kunihiro, B. Muller, A. Ohnishi, A. Schafer, T.T. Takahashi, A. Yamamoto, Phys. Rev. **D 82**, 114015 (2010).
- [53] K. Fukushima, F. Gelis, arXiv:1106.1396, to appear in Nucl. Phys. A.
- [54] A. Krasnitz, R. Venugopalan, Phys. Rev. Lett. **84**, 4309 (2000).
- [55] A. Krasnitz, Y. Nara, R. Venugopalan, Nucl. Phys. **A 717**, 268 (2003).
- [56] T. Lappi, L.D. McLerran, Nucl. Phys. **A 772**, 200 (2006).
- [57] F. Gelis, T. Lappi, R. Venugopalan, Int. J. Mod. Phys. E **16**, 2595 (2007).
- [58] D.T. Son, hep-ph/9601377.
- [59] S.Yu. Khlebnikov, I.I. Tkachev, Phys. Rev. Lett. **77**, 219 (1996).
- [60] J. Berges, S. Scheffler, D. Sexty, Phys. Rev. **D 77**, 034504 (2008).
- [61] A.A. Norrie, *A Classical Field Treatment of Colliding Bose-Einstein Condensates*, PhD thesis, University of Otago, New Zealand (2005).
- [62] A.A. Norrie, R.J. Ballagh, C.W. Gardiner, Phys. Rev. Lett. **94**, 040401 (2005).
- [63] K. Dusling, F. Gelis, R. Venugopalan, Nucl. Phys. **A 872**, 161 (2011).
- [64] K. Dusling, T. Epelbaum, F. Gelis, R. Venugopalan, Nucl. Phys. **A 850**, 69 (2011).
- [65] T. Epelbaum, F. Gelis, Nucl. Phys. **A 872**, 210 (2011).
- [66] P.B. Greene, L. Kofman, A.D. Linde, A.A. Starobinsky, Phys. Rev. **D 56**, 6175 (1997).
- [67] J. Berges, J. Serreau, Phys. Rev. Lett. **91**, 111601 (2003).

- [68] J.P. Blaizot, F. Gelis, J. Liao, L. McLerran, R. Venugopalan, Nucl. Phys. **A 873**, 68 (2012).
- [69] J. Berges, D. Sexty, Phys. Rev. Lett. **108**, 161601 (2012).
- [70] J. Berges, S. Schlichting, D. Sexty, arXiv:1203.4646 [hep-ph].
- [71] J. Berges, K. Boguslavski, S. Schlichting, Phys. Rev. **D 85**, 076005 (2012).
- [72] G.D. Moore, JHEP **0111**, 021 (2001).