

Hydro-chemical study of the evolution of interstellar pre-biotic molecules during the collapse of molecular clouds

Liton Majumdar¹, Ankan Das¹, Sandip K. Chakrabarti^{2,1} and Sonali Chakrabarti^{3,1}

¹ Indian Centre for Space Physics, Chalantika 43, Garia Station Road, Kolkata- 700084, India;
ankan@csp.res.in, liton@csp.res.in

² S. N. Bose National Centre for Basic Sciences, Salt Lake, Kolkata- 700098, India;
chakraba@bose.res.in

³ Maharaja Manindra Chandra College, 20 Ramakanto Bose Street, Kolkata- 700003, India;
sonali@csp.res.in

Abstract One of the stumbling blocks for studying the evolution of interstellar molecules is the lack of adequate knowledge of the rate coefficients of various reactions which take place in the Interstellar medium and molecular clouds. Some of the theoretical models of rate coefficients do exist in the literature for computing abundances of the complex pre-biotic molecules. So far these have been used to study the abundances of these molecules in space. However, in order to obtain more accurate final compositions in these media, we find out the rate coefficients for the formation of some of the most important interstellar pre-biotic molecules by using quantum chemical theory. We use these rates inside our hydro-chemical model to find out the chemical evolution and the final abundances of the pre-biotic species during the collapsing phase of a proto-star. We find that a significant amount of various pre-biotic molecules could be produced during the collapsing phase of a proto-star. We study extensively the formation these molecules via successive neutral-neutral and radical-radical/radical-molecular reactions. We present the time evolution of the chemical species with an emphasis on how the production of these molecules varies with the depth of a cloud. We compare the formation of adenine in the interstellar space using our rate-coefficients and using those obtained from the existing theoretical models. Formation routes of the pre-biotic molecules are found to be highly dependent on the abundances of the reactive species and the rate coefficients involved in the reactions. Presence of grains strongly affect the abundances of the gas phase species. We also carry out a comparative study between different pathways available for the synthesis of adenine, alanine, glycine and other molecules considered in our network. Despite the huge abundances of the neutral reactive species, production of adenine is found to be highly dominated by the radical-radical/radical-molecular reaction pathways. If all the reactions considered here are contributing for the production of alanine and glycine, then neutral-neutral & radical-radical/radical-molecular pathways both are found to have significant contribution for the production of alanine, whereas radical-radical/radical-molecular pathways plays a major role in case of glycine production.

Key words: Bio-molecules, Interstellar Medium, Astrochemistry, Molecular cloud, Star formation

1 INTRODUCTION

According to the CDMS catalog (<http://www.astro.uni-koeln.de/cdms/molecules>) approximately 165 molecules have been detected in the interstellar medium or circumstellar shells. The significance of the interstellar dust towards the formation of complex interstellar molecules is well recognized after the discovery of more than 20 molecules in the interstellar ice, especially around the star forming regions (Boogert & Ehrenfreund 2004, Gibb et al., 2004 etc.). Increasing experimental evidences also point to the importance of surface processes (Ioppolo et al., 2008, Oberg et al., 2009 etc.) and suggest to incorporate the grain surface processes extensively. Indeed, a number of attempts were made to appropriately model the interstellar grain chemistry over the years (e.g., Das et al., 2006ab; Das et al. 2008b; Das et al., 2010; Cuppen et al., 2007; Cuppen et al., 2010).

At the same time, an understanding of the origin of life is a long standing problem and it is curious to know whether various pre-biotic molecules could also be formed in the Inter-stellar Medium. It was suggested that during the collapsing phase of a proto-star, some basic elements of life such as amino acids and some of the bases of DNA, could be produced (Chakrabarti & Chakrabarti 2000ab; hereafter CC00a and CC00b respectively). It is expected that there might be some good connection of nitrile chemistry with the prebiotic chemistry. Motivated by detections of nitriles in Titans atmosphere, cometary comae, and the interstellar medium, Hudson & Moore (2004) reported laboratory investigations of low-temperature chemistry of acetonitrile, propionitrile, acrylonitrile, cyanoacetylene, and cyanogen. They performed a few experiments on different nitriles to produce low-temperature photo and radiation products of nitriles. Blagojevic et al., (2003) reported their experiment for the formation of gas phase glycine and β -alanine, as well as acetic and propanoic acid, from smaller molecules in the interstellar environments. The effects of the fluxes of charged particles and electromagnetic radiation also play an important role in the chemical composition of the interstellar clouds (Das et al., 2011). Complex pre-biotic molecules might thus be formed due to very complex and rich chemical processes inside the molecular cloud. The production of amino acids, nucleotides, carbohydrates and other basic compounds are possibly starting from the molecules like HCN, cyno compounds, aldehyde, and ketones (Orgel 2004; Abelson 1966), which could lead to the origin of life in the primitive earth conditions. Using an effective (gas-grain) reaction rate, CC00ab proposed the oligomerization of HCN to produce some adenine and other complex molecules.

In the present paper, we perform quantum chemical calculations to find out the rate coefficients for the formation of several pre-biotic molecules such as, adenine, alanine, glycine, glycolic acid and lactic acid. Obtained rate coefficients from the quantum chemical calculations are directly implemented into our hydro-chemical code to find out the chemical evolution during the collapsing phase of a proto-star.

The plan of this paper is following. In Section 2, the models and the computational details are discussed. Different computational results are presented in Section 3, and finally in Section 4, we draw our conclusions.

2 METHODS AND COMPUTATIONAL DETAILS

2.1 Quantum chemical calculations

Density functional theory (DFT) is an efficient tool to explore the chemical parameters of a species. We use the DFT formalism explicitly to find out the different chemical parameters for the synthesis of interstellar pre-biotic molecules. The computations were performed using B3LYP functional (Becke, 1993) with the 6-31G** basis set available in the Gaussian 03W package. Total energies, zero point vibrational energy and electronic energies of all the species which are formed during the synthesis of different interstellar pre-biotic molecules were calculated. Armed with these important chemical parameters, the desired rate coefficients for any reactions at 30K have been calculated by using semi-empirical relationship developed by Bates (1983), i.e.,

$$K = 1 \times 10^{-21} A_r (6E_0 + N - 2)^{(3N-7)} / (3N - 7)! \text{cm}^3 \text{s}^{-1} \quad (1)$$

Table 1 Estimated rate co-efficients for the formation of various pre- biotic molecules in the gas phase based on B3LYP/6-31G** calculations and Bates (1983) semi-empirical formula

Species	Neutral-Neutral reaction pathways	Magnitude of association energies (eV)/ Rate coefficients ($\text{cm}^3 \text{s}^{-1}$)	Radical-radical/ radical-molecular reaction pathways	Magnitude of association energies (eV)/ Rate coefficients ($\text{cm}^3 \text{s}^{-1}$)
Adenine	(A) $\text{HCN}+\text{HCN}\rightarrow\text{CH}(\text{NH})\text{CN}$ (B) $\text{CH}(\text{NH})\text{CN}+\text{HCN}\rightarrow\text{NH}_2\text{CH}(\text{CN})_2$ (C) $\text{NH}_2\text{CH}(\text{CN})_2+\text{HCN}\rightarrow\text{NH}_2(\text{CN})\text{C}=\text{C}(\text{CN})\text{NH}_2$ (D) $\text{NH}_2(\text{CN})\text{C}=\text{C}(\text{CN})\text{NH}_2+\text{HCN}\rightarrow\text{C}_5\text{H}_5\text{N}_5$	0.14 / 8.38×10^{-20} 2.13 / 3.43×10^{-12} 1.12 / 3.30×10^{-15} 2.31 / 3.99×10^{-10}	(a) $\text{HCCN}+\text{HCN}\rightarrow\text{Molecule 1}$ (b) $\text{Molecule 1} + \text{H} \rightarrow \text{Molecule 2}$ (c) $\text{Molecule 2} + \text{NH}_2\text{CN} \rightarrow \text{Molecule 3}$ (d) $\text{Molecule 3} + \text{CN} \rightarrow \text{Molecule 4}$ (e) $\text{Molecule 4} + \text{H} \rightarrow \text{Molecule 5}$ (f) $\text{Molecule 5} + \text{CN} \rightarrow \text{C}_5\text{H}_5\text{N}_5 + \text{HNC}$ (g) $\text{Molecule 5} + \text{CN} \rightarrow \text{C}_5\text{H}_5\text{N}_5 + \text{HCN}$	0.6443 / 2.13×10^{-17} 4.2362 / 7.96×10^{-9} 1.9019 / 6.24×10^{-12} 3.6300 / 1.80×10^{-9} 3.0380 / 8.71×10^{-9} 4.6738 / 1.89×10^{-9} 5.1274 / 1.91×10^{-9}
Glycine	(A) $\text{H}_2\text{CO}+\text{HCN}\rightarrow\text{C}_2\text{H}_3\text{ON}$ (B) $\text{C}_2\text{H}_3\text{ON}+\text{H}_2\text{O}\rightarrow\text{C}_2\text{H}_5\text{NO}_2$	2.40 / 1.23×10^{-12} 1.11 / 2.68×10^{-15}	(a) $\text{HCN}+\text{H}\rightarrow\text{HCNH}$ (b) $\text{HCNH}+\text{H}\rightarrow\text{CH}_2\text{NH}$ (c) $\text{CH}_2\text{NH}+\text{H}\rightarrow\text{CH}_2\text{NH}_2$ (d) $\text{CO}+\text{OH}\rightarrow\text{COOH}$ (e) $\text{CH}_2\text{NH}_2+\text{COOH}\rightarrow\text{C}_2\text{H}_5\text{NO}_2$	0.64 / 5.56×10^{-18} 4.50 / 1.63×10^{-12} 1.70 / 1.17×10^{-14} 0.78 / 1.13×10^{-17} 3.06 / 1.82×10^{-9}
Alanine	(A) $\text{CH}_3\text{CHO}+\text{HCN}\rightarrow\text{C}_3\text{H}_5\text{ON}$ (B) $\text{C}_3\text{H}_5\text{ON}+\text{H}_2\text{O}\rightarrow\text{C}_3\text{H}_7\text{NO}_2$	3.58 / 1.84×10^{-9} 1.33 / 3.09×10^{-14}	(a) $\text{C}_2\text{H}_5\text{NO}_2\rightarrow\text{NH}_2\text{CHCOOH}+\text{H}$ (b) $\text{NH}_2\text{CHCOOH}+\text{CH}_3\rightarrow\text{C}_3\text{H}_7\text{NO}_2$	13.55 / 7.22×10^{-10} 2.06 / 2.30×10^{-11}
Glycolic Acid	(A) $\text{C}_2\text{H}_5\text{NO}_2+\text{H}_2\text{O}\rightarrow\text{C}_2\text{H}_4\text{O}_3+\text{NH}_3$	1.22/9.51 $\times 10^{-15}$	-	-
Lactic Acid	(A) $\text{C}_3\text{H}_7\text{NO}_2+\text{H}_2\text{O}\rightarrow\text{C}_3\text{H}_6\text{O}_3+\text{NH}_3$	2.56/2.31 $\times 10^{-9}$	-	-

where, E_0 is the magnitude of association energy in eV, A_r is the transition probability (in s^{-1}) of the stabilizing transition (the numerical value of which may be taken to be 100 unless better information is available) and N is the number of nuclei in the complex.

If the calculated rate coefficients from Eqn. 1 exceeds the limit set by the following equation (Eqn. 2), then this limiting value should be adopted

$$K = 7.41 \times 10^{-10} \alpha^{1/2} (10/\mu)^{1/2} \text{cm}^3 \text{s}^{-1} \quad (2)$$

where, α is the plorizibility in $\text{A}^{\circ 3}$, μ is the reduced mass of the reactants in ^{12}C amu scale as suggested by Bates (1983). Though the rate expression reported by Bates (1983) is not a robust modern rate theory as it depends only on the association energy not on the reaction barrier height and other relevant features of the reaction surface, we are still considering this expression in order to get an estimation over the rate coefficient for the formation of different interstellar pre- biotic molecules around the low temperature region of the molecular clouds. Here, we have used different thermodynamical variables from Das et al., (2008a), which are belongs to 10K. Thus we are implementing Bates's (1983) relation at 10K also.

2.2 Hydro-chemical model

Since the chemical evolution around the star forming region highly depends on the physical properties of the ISM, it is necessary to have a realistic description of the collapsing cloud to have accurate abundances of various interstellar species. In the present paper, for the sake of simplicity, we assume the

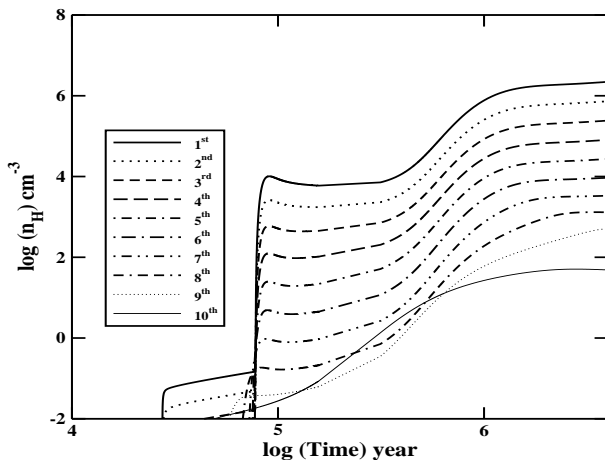


Fig. 1 Time evolution of the number density is shown for the different region of the collapsing cloud.

density distribution as described in Das et al., (2008a) and Das et al., (2010). A spherically symmetric self-gravitating interstellar cloud was considered in order to mimic the physical behavior during the star formation. We assume that the outer boundary of the cloud is located at one parsec and the inner boundary is located at 10^{-4} parsec. Matter entering through the inner boundary was assumed to be added to the core mass. In Das et al., (2008a), the entire cloud was divided into 100 logarithmically equally spaced grids in the radial direction. For the sake of simplicity in averaging, we assume 10 radial shells, so that one shell consists of 10 radial grids. We took volume average of the number densities for each of the 10 grids to assign the number density of any particular shell.

We developed a large gas-grain network to explore the chemical evolution of a collapsing cloud. For the gas-phase chemical network, we follow the UMIST 2006 data base. Formation of different pre-biotic molecules are included in this gas phase chemical network. However, the rate coefficients for the formation of several pre-biotic molecules are till date unknown. We calculate all these rate coefficients and included in our gas phase network. For the grain surface reaction network, we follow Hasegawa, Herbst & Leung (1992), Cuppen et al., (2007), Das et al., (2010) and Das & Chakrabarti (2011). Our surface network consists of all the updated interaction barrier energies as mentioned in Das & Chakrabarti, (2011) and references therein. A detailed discussions about our gas-grain chemical model are already presented in Das et al., (2011). Following the hydrodynamical model as discussed in Das et al., (2008a) and Das et al.,(2010), we consider the density distribution of a collapsing cloud as an input parameter of our gas-grain chemical code.

3 RESULTS AND DISCUSSION

3.1 Reaction pathways and rate coefficients

There are several pathways by which a complex molecule can be formed. But since we are focusing on the formation of these species around a star forming region, we need to consider the most energetically economical route in which these species can be synthesized. Chemical abundances of those species, which are identified as the precursor for the formation of pre-biotic molecules such as HCN (Jiurys, 2006), HCCN (Guelin & Cernicharo, 1991), NH_2CN (Turner et al., 1975), CN (Fuente et al., 2005), C_2H_5 , H_2CO , CH_3CHO (Woodall et al., 2007) etc. are dictating the reaction pathways for the formation of the interstellar pre-biotic molecules. So it is essential to consider the energy budget of any

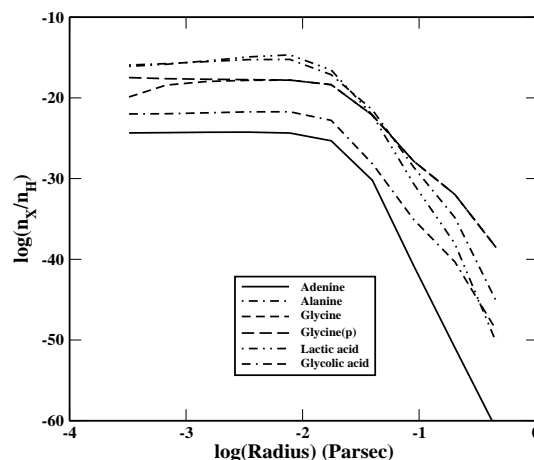


Fig. 2 Final abundances of several pre-biotic molecules along different radial distances of a collapsing cloud

reaction along with the abundance of the reactive species. There are several neutral-neutral as well as radical-radical/radical-molecular pathways for the formation of these pre-biotic molecules. However, we consider only the most feasible pathways under the interstellar circumstances. We concentrate mainly on the formation of adenine, glycine, alanine, lactic acid and glycolic acid in the gas phase. The formation of these molecules via neutral-neutral and radical-radical/radical-molecular pathways with their rate coefficients and association energies (Energy difference in eV, with zero point corrected values) are listed in Table 1. Formation of other pre-biotic molecules such as the glycolic acid, lactic acid via only neutral-neutral reaction pathways (no evidences for the synthesis of these species by the radical-radical/radical-molecular reaction pathways) are also written with their rate coefficients along with the association energies. Details of the formation routes towards the formation of interstellar pre-biotic molecules considered in the present paper are as follows:

3.1.1 Formation of adenine

Adenine is an important constituent of the DNA molecule and its significant production may provide an important clue into the problem of origin of life on a planets like ours. Due to this reason, it is essential to carry out careful analysis on the reaction rates during the adenine formation. Here we used the formation of adenine via neutral-neutral and other variant reaction types by density functional calculations. In the neutral-neutral reaction pathways, rate coefficient for the gas phase reaction $\text{HCN} + \text{HCN} \rightarrow \text{CH}(\text{NH})\text{CN}$ is calculated to be $8.38 \times 10^{-20} \text{ cm}^3 \text{ s}^{-1}$. This rate is very small since two neutral HCN molecule combine together by radiative association. In the next step, $\text{CH}(\text{NH})\text{CN}$ is combining with the HCN to form $\text{NH}_2\text{CH}(\text{CN})_2$ and the calculated rate coefficient is $3.43 \times 10^{-12} \text{ cm}^3 \text{ s}^{-1}$. Similarly, $\text{NH}_2\text{CH}(\text{CN})_2$ is combining with the HCN to form $\text{NH}_2(\text{CN})\text{C}=\text{C}(\text{CN})\text{NH}_2$ and the rate coefficient is $3.30 \times 10^{-15} \text{ cm}^3 \text{ s}^{-1}$ and finally $\text{NH}_2(\text{CN})\text{C}=\text{C}(\text{CN})\text{NH}_2$ is combining with the HCN to form adenine ($\text{C}_5\text{H}_5\text{N}_5$) and the rate coefficient is $3.99 \times 10^{-10} \text{ cm}^3 \text{ s}^{-1}$.

Through the radical-radical/radical-molecular reaction pathways, adenine is formed in the interstellar space through a barrierless exothermic reaction between hydrogen cyanide (HCN) and cyanocarbene (HCCN). HCN is highly abundant around the star forming region and the existence of HCCN in the ISM was reported by Guelien & Cernicharo (1991). Formation of HCCN on the grain surface was already considered by Hasegawa, Herbst & Leung (1992). In our gas phase chemical network, we have consid-

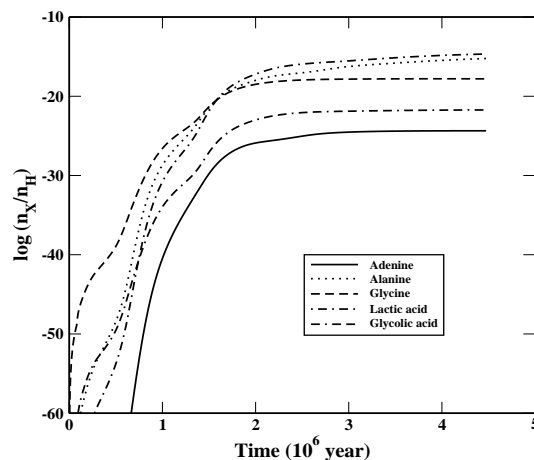


Fig. 3 Time evolution of the interstellar pre-biotic molecules around an intermediate shell of a collapsing cloud.

ered this reaction between H and C_2N and the rate for the formation of HCCN ($2.67 \times 10^{-14} \text{ cm}^3 \text{ sec}^{-1}$) has been calculated by following Bates (1983). Following Park & Lee (2002), we have considered the association reaction between HC and CN for the production of HCCN, which is a barrierless and very exothermic in nature. According to them this reaction might be considered as an efficient means for the production of HCCN in the interstellar space. Here, the rate of formation has been calculated by following Bates (1983). Following Cherchneff, Glassgold & Mamon (1993), we have incorporated all possible destruction reaction pathways for the gas phase HCCN. According to them, the gas phase HCCN could be destroyed very efficiently by the photo-dissociation reaction, having estimated rate coefficient $1.7 \times 10^{-9} \text{ sec}^{-1}$.

HCCN and HCN are both highly reactive carbene structures. The reaction between them leads to the formation of 1,2 dihydro imidazole (Molecule 1) with the rate coefficient $2.13 \times 10^{-17} \text{ cm}^3 \text{ s}^{-1}$. In an exothermic addition reaction 1, 2 dihydro imidazole combines with a hydrogen atom to form 2,3 dihydro-1H-imidazole radical (Molecule 2) with the rate coefficient $7.96 \times 10^{-9} \text{ cm}^3 \text{ s}^{-1}$. Existence of NH_2CN and CN radical in the interstellar clouds was first reported by Fuente et al., (2005). Till then, these species were observed in both diffuse and dense clouds by Liszt & Lucas (2001). The reaction between the 2, 3 dihydro-1H-imidazole radical and NH_2CN leads to the formation of 4 carboxaimidine-1H-imidazole (Molecule 3) radical with the rate coefficient $6.24 \times 10^{-12} \text{ cm}^3 \text{ s}^{-1}$. Cyanide radical is very abundant in the interstellar space (Fuente et al., 2005). The addition of CN radical with the 4 carboxaimidine-1H-imidazole radical leads to the formation of 2, 4 dihydro-3H-purine-6 amine (Molecule 4) with the rate coefficient $1.80 \times 10^{-9} \text{ cm}^3 \text{ s}^{-1}$. In the next step, 2, 4 dihydro-3H-purine-6 amine combine with a hydrogen atom to form 6 amino-3H-purine (Molecule 5) with the rate coefficient $8.71 \times 10^{-9} \text{ cm}^3 \text{ s}^{-1}$. At the end, the reaction between the cyanide radical and Molecule 5 leads to the formation of adenine with the release of one HNC/HCN. Calculated rate coefficient of this reaction is $1.89 \times 10^{-9} / 1.91 \times 10^{-9} \text{ cm}^3 \text{ s}^{-1}$. On the basis of results of the quantum chemical calculations presented above, it is evident that the adenine formation by the radical-radical/radical-molecular reactions are more favourable than the neutral-neutral reactions in terms of the rate coefficients. It would be of great interest to learn whether any significant adenine is formed during the collapsing phase or not and to compare between the different pathways for its formation. It is possible that some of these reactions may take place on the icy grains also, but that is outside the scope of the present paper.

3.1.2 Formation of glycine

Glycine ($C_2H_5NO_2$) is the smallest among the 20 amino acids commonly found in the proteins and also the only pre-biotic molecule which was claimed to be observed in the ISM (Kuan et al., 2003), though there were a number of unsuccessful attempts to confirm this observation (Snyder et al 2005). Guelin et al., (2008), derived a 3σ upper limit on the column density of glycine of $1 \times 10^{15} \text{ cm}^{-2}$ per $2'' \times 3''$ beam in the Orion Hot Core and Compact Ridge. Here we consider the formation of glycine via neutral-neutral as well as radical-radical/radical-molecular pathways. Neutral-neutral pathways were taken from CC00ab and radical-radical/radical-molecular pathways are taken from Woon (2002). Woon (2002) studied the formation of these molecules on UV irradiated ices. Here in our present study, we assume that these reactions are also feasible in the gas phase. In the case of the neutral-neutral pathways, H_2CO combines with the HCN to form C_2H_3ON with the rate coefficient $1.23 \times 10^{-12} \text{ cm}^3 \text{ s}^{-1}$ and produced C_2H_3ON combines with H_2O to form interstellar glycine with rate $2.68 \times 10^{-15} \text{ cm}^3 \text{ s}^{-1}$. In case of radical-radical/radical-molecular pathways, reactions between CH_2NH_2 and the HCN leads to the formation of glycine. According to Woon (2002), CH_2NH_2 produce via sequential hydrogenation of HCN and COOH originates from the reaction between CO and OH with a rate coefficient $1.13 \times 10^{-17} \text{ cm}^3 \text{ s}^{-1}$, where OH can be produced mainly through the photolysis of H_2O . COOH then recombines with CH_2NH_2 to form interstellar glycine with a rate coefficient $1.82 \times 10^{-9} \text{ cm}^3 \text{ s}^{-1}$. According to Woon (2002), glycine formation by radical-radical/radical-molecular pathways most likely happen in such kind of interstellar ices, which could have experienced thermal shocks or could have formed in comets that could have passed through warmer regions of the solar system. In our model, we have assumed that these reactions are also feasible in the dense and cold gas as well, provided the cloud would have gone through the thermal shock regions. But if the cloud is dense enough and interstellar radiation field does not able to penetrate deep inside, in that case we could have disregard the radical-radical/radical-molecular pathways.

3.1.3 Formation of alanine

Alanine is an α -amino acid with the chemical formula $CH_3CH(NH_2)COOH$ ($C_3H_7NO_2$). The α -carbon atom of alanine is bound with a methyl group ($-CH_3$), making it one of the simplest α -amino acids. This group of alanine is non-reactive thus it is never directly involved in protein function. Here we find out the rate coefficients for the formation of alanine via neutral-neutral (CC00ab) and radical-radical/radical-molecular (Woon, 2002) reactions. For the neutral-neutral reactions, CH_3CHO , HCN and water molecules are involved. All species are reasonably abundant in the ISM. In the first step HCN and CH_3CHO react together to form C_3H_5ON with the rate coefficient $1.84 \times 10^{-9} \text{ cm}^3 \text{ s}^{-1}$ (obtained from Eqn. 2, by using polarizability 41.82 Bohr^3) and finally, C_3H_5ON combines with the water molecule to form alanine ($C_3H_7NO_2$) with the rate coefficient $3.09 \times 10^{-14} \text{ cm}^3 \text{ s}^{-1}$. In the radical-radical/radical-molecular reaction pathways, $NH_2CHCOOH$ and H are formed due to the fragmentation reaction of glycine (NH_2CH_2COOH). As glycine is formed with enough internal energy by recombination reaction of CH_2NH_2 and COOH, the fragmentation energy of the above reaction is readily supplied during the formation of glycine. The rate coefficient of this reaction is $7.22 \times 10^{-10} \text{ cm}^3 \text{ s}^{-1}$. Finally, $NH_2CHCOOH$ combines with CH_3 to form alanine ($C_3H_7NO_2$) with the rate coefficient $2.30 \times 10^{-11} \text{ cm}^3 \text{ s}^{-1}$. As like the glycine formation, Woon et al., (2002) discussed the production of alanine in the UV irradiated ice, which are much warmer. So this pathways might not be useful for dense cloud. The neutral neutral pathways as described by CC00a could be very useful in this context, since these two reactions are exothermic in nature.

3.1.4 Formation of glycolic and lactic acids

Glycolic acid is the smallest α -hydroxy acid while the lactic acid is a carboxylic acid. Both of them are assigned to be the pre-biotic molecules. Due to the lack of any references in radical-radical/radical-molecular reaction pathways for the formation of these important pre-biotic molecules, we only consider

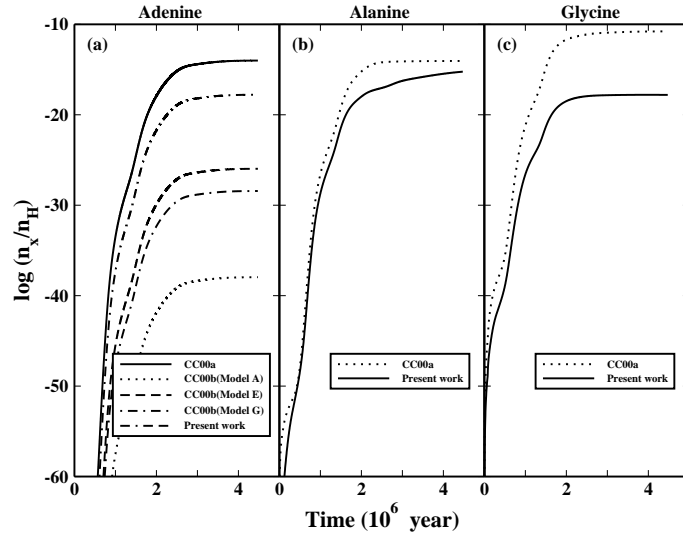


Fig. 4 Comparison of the calculated abundances of (a) adenine, (b) alanine and (c) glycine using various prescriptions.

the neutral-neutral pathways as used by CC00a though these are the endothermic reactions. The rate coefficient for the formation of lactic acid is calculated to be $2.31 \times 10^{-9} \text{ cm}^3 \text{ s}^{-1}$ (obtained from Eqn. 2, by using polarizability 98.22 Bohr^3) and for glycolic acid it is $9.510 \times 10^{-15} \text{ cm}^3 \text{ s}^{-1}$.

3.2 Chemical evolution of the pre-biotic molecules

We consider a large gas-grain network to study the chemical evolution of the biologically important interstellar species. Separately a hydrodynamic simulation was carried out to obtain the physical parameters of a collapsing cloud. Our simulation was carried out for a spherically symmetric isothermal ($T=10\text{K}$) interstellar cloud for more than 4 million years. This is the typical lifetime of a molecular cloud (Das et al., 2010, 2011). Though the calculated rate coefficients, which are calculated by using semi-empirical relation developed by Bates (1983), are applied for 30K, we assume that implementation of this rate coefficients into our present 10K model, would be within the error bar.

In Fig. 1, the time evolution of the number densities around different shells are shown. As expected, deep inside the cloud the density reaches its maximum value. We took the density distribution of the collapsing cloud as the input parameter of our chemical model to explore the interstellar medium. In Fig. 2, the variation of the final abundances of the interstellar pre-biotic molecules are shown with the depth of the cloud. In the 'Y' axis, n_X is denoted for the bio-species and n_H is denoted for the total hydrogen nuclei in all forms. It is evident from Fig. 2 that the abundances are peaking inside around 4^{th} to 5^{th} shell (in case of glycine, it is peaking around the 1^{st} shell). In case of glycine, we plot the peak abundance also along with the final abundance. Glycine is decreasing due to the formation of $\text{C}_2\text{H}_4\text{O}_3$ ($\text{C}_2\text{H}_5\text{NO}_2 + \text{H}_2\text{O} \rightarrow \text{C}_2\text{H}_4\text{O}_3 + \text{NH}_3$) by the neutral-neutral reaction and formation of $\text{C}_2\text{H}_4\text{NO}_3$ by the fragmentation reaction ($\text{C}_2\text{H}_5\text{NO}_2 \rightarrow \text{C}_2\text{H}_4\text{NO}_3 + \text{H}$). Peak abundance obtained during the simulation time scales are 4.43×10^{-25} , 5.83×10^{-16} , 1.57×10^{-18} , 2.14×10^{-15} , 1.89×10^{-22} for the interstellar adenine, alanine, glycine, lactic acid & glycolic acid respectively. If we have excluded the radical-radical/radical-molecular pathways for the production of glycine and alanine due to the reason mentioned in the context of glycine and alanine, peak abundance obtained during the simulation time scales are 4.43×10^{-25} , 8.85×10^{-18} , 1.96×10^{-17} , 2.35×10^{-16} , 1.36×10^{-21} for the interstellar adenine, alanine, glycine, lactic acid & glycolic acid respectively around the 4^{th} to 5^{th} shell. Abundance of adenine remain unchanged since

excluded pathways does not influence its production at all. Abundance of glycine and glycolic acid experiences a huge jump due to this exclusion. Since in the pathways of Woon (2002), glycine readily dissociates into NH_2CHCOOH and H but now glycine could only channelized to form glycolic acid by reacting with water molecule.

Since the abundances of most of the pre-biotic molecules are peaking at intermediate shells, in Fig. 3, the time evolution of the pre-biotic molecules are shown for the 5th shell only. We started our simulation by assuming the initial elemental abundances same as mentioned in Woodall et al. (2007). We assumed that initially all the hydrogens were in the atomic stage. As the time evolves, all the species start to become complex enough and initiate to form some pre-biotic molecules. In Fig. 3, we plot the ‘X’ axis in normal scale, whereas ‘Y’ axis is shown in log scale. This is because, at the beginning, formation of pre-biotic molecules were highly hindered due to not having enough abundance of its required precursor species. Once the complex species which are required to progress the chemical network start to form, the abundance of the pre-biotic molecules also start to grow. During the simulation time scale, a near-steady state is attained by the stable complex molecules. The cause of the decrease in glycine abundance has been mentioned in the context of Fig. 2 above. The first attempt to quantify the interstellar adenine was made by CC00a who proposed HCN addition reactions for its production. The rate coefficient for the successive HCN addition reactions were assumed to be $10^{-10} \text{ cm}^3 \text{ s}^{-1}$. Implementing the outcome of the quantum chemical calculation into our hydro-chemical model, it is verified that the radical-radical/radical-molecular interaction was found to be more suitable for the production of adenine in the ISM. In CC00b, the rate coefficients were parameterized by assuming that as the HCN addition reaction goes on, the size of the molecule increases and thus the rate coefficient also increases proportional to the area in each of the intermediate steps of the adenine formation reaction. They assumed that the reaction rate constant varies as follows;

$$\alpha_i = f^{i-1} \alpha_{Ad}, \quad (3)$$

where, i is the number of steps involved (in CC00ab adenine formation require 4 steps), α_{Ad} and f were used to parameterized the reaction rates. By parameterizing the reaction rate constant, they ran 7 models, namely; Model A ($\alpha_{Ad} = 10^{-16}$ and $f=1$), Model B ($\alpha_{Ad} = 10^{-14}$ and $f=1$), Model C ($\alpha_{Ad} = 10^{-12}$ and $f=1$), Model D ($\alpha_{Ad} = 10^{-10}$ and $f=1$, same as CC00a), Model E ($\alpha_{Ad} = 10^{-16}$ and $f=100$), Model F ($\alpha_{Ad} = 10^{-14}$ and $f=10$), Model G ($\alpha_{Ad} = 10^{-12}$ and $f=5$).

According to CC00a (i.e., Model D of CC00b), the abundance of adenine was predicted to be 6.35×10^{-11} when the effective rate, $10^{-10} \text{ cm}^3 \text{ s}^{-1}$ was used. In the present simulation, even with the same rate constant as in CC00a, we find that the abundance is much lower at 9.84×10^{-15} . In CC00b, the adenine abundance was calculated to be 1.36×10^{-34} , 1.2×10^{-22} and 1.8×10^{-14} for Model A, E and G respectively. However, for the same models and assuming the same rate coefficients, our model calculates the adenine abundances 1.1×10^{-38} , 1.1×10^{-26} , 1.65×10^{-18} respectively. These numbers are several magnitudes lower. There are mainly two reasons for this differences. First, we assume a different density distribution which were directly arising out of a numerical simulation. Most importantly, we extensively consider here the gas-grain interaction simultaneously. We use a larger network of grain chemistry along with a larger gas phase network. Due to the presence of grains in our code, the gas phase HCN accrete onto the grain and as a result, the gas phase HCN decreases. This in turn, decreases the production of adenine by a few orders of magnitudes. Production of adenine by assuming our present quantum chemical calculations are also plotted in Fig. 4a (4.43×10^{-25}). As a passing remark, we note that the reaction rate coefficients considered in Model E of CC00b appears to be quite close to the actual adenine abundances reported in Fig. 4a. In Fig. 4b and Fig. 4c, a comparison by assuming the parameters according to CC00a and our present work have been carried out for the alanine and glycine respectively. As most of the pre-biotic molecules having peak around the intermediate region, here also we use the density distribution according to the 5th shell (Fig. 1) only. From Table 1, it is clear that for some of the reactions, estimated rate coefficients in CC00a, were few orders of magnitude higher in case of neutral-neutral reaction pathways and since neutral species are very much abundant in comparison to the radicals for the formation of alanine/glycine, abundances obtained by CC00a was much higher as compared to that obtained by us. It is to be noted that throughout the lifetime of the collapsing cloud

considered here, the production of adenine is dominated by the radical-radical/radical-molecular reaction. This is because the reaction rates involved in the 1st step of the radical-radical/radical-molecular pathways are 3 orders of magnitude higher than the 1st step of the neutral-neutral pathways.

In case of adenine, $\text{NH}_2(\text{CN})\text{C}=\text{C}(\text{CN})\text{NH}_2$ (peak gas phase abundance 2.68×10^{-28}) and HCN (peak gas phase abundance 1.87×10^{-9}) recombine to form $\text{C}_5\text{H}_5\text{N}_5$ with a reaction rate of $3.99 \times 10^{-10} \text{ cm}^3 \text{ s}^{-1}$ in the last step of the neutral-neutral reaction network. Its formation via radical-radical/radical-molecular reaction requires 6 amino 3H-purine (Molecule 5) (having peak gas phase abundance of 2.63×10^{-26}) and CN (having peak gas phase abundance of 7.23×10^{-9}) with a rate coefficient of $1.89 \times 10^{-9} \text{ cm}^3 \text{ s}^{-1}$, when HCN is produced as an immediate product and $1.91 \times 10^{-9} \text{ cm}^3 \text{ s}^{-1}$ in case of HNC as an immediate product. In the case of glycine production, CH_2NH_2 , having peak gas phase abundance of 7.09×10^{-11} and COOH, having peak gas phase abundance of 3.53×10^{-13} involved into the radical-radical/radical-molecular pathways with a reaction rate coefficient $1.82 \times 10^{-9} \text{ cm}^3 \text{ s}^{-1}$. Neutral-neutral pathways require $\text{C}_2\text{H}_3\text{ON}$, having a peak gas phase abundance of 7.29×10^{-13} and H_2O , having a peak abundance of 3.74×10^{-8} with the rate coefficient of $2.68 \times 10^{-15} \text{ cm}^3 \text{ s}^{-1}$. Though the neutral species for the formation of interstellar glycine are very much abundant in the gas phase, formation route via radical-radical/radical-molecular pathways contributes $\sim 100\%$ of the production. The reason behind is that the comparatively high rate coefficient is involved during the formation of glycine via radical-radical/radical-molecular pathways.

Interstellar alanine production by the neutral-neutral pathways requires $\text{C}_3\text{H}_5\text{ON}$ which has a peak gas phase abundance of 5.24×10^{-13} and highly abundant gas phase H_2O with a rate coefficient of $3.09 \times 10^{-14} \text{ cm}^3 \text{ s}^{-1}$. Radical-radical pathways require NH_2CHCOOH , having a peak gas phase abundance of 7.49×10^{-14} and CH_3 , having the peak gas phase abundance of 1.84×10^{-9} with a rate coefficient of $2.3 \times 10^{-11} \text{ cm}^3 \text{ s}^{-1}$. An interesting trend is noted for the alanine production in the ISM. Throughout the process, a competition is going on between the two formation pathways. Sometimes neutral-neutral pathway dominates over the radical-radical/radical-molecular pathway and sometimes the other way around. This depends on the abundances of the reactive species involved at that instant.

4 CONCLUDING REMARKS

In this paper, we explore the possibility of formation of various pre-biotic molecules during the collapsing phase of a proto-star. Our main goal was to compute the abundances with realistic reaction rates and with the grain chemistry taken into account. We observed that not only the reaction rates were important, the presence or absence of the grains made a difference of several orders of magnitude in the final abundances of most of the pre-biotic molecules. Despite the high abundances of the neutral species, it is noted that in most of the cases, the radical-radical/radical-molecular reactions are dominating over the neutral-neutral reaction pathways. The reason behind this is that the neutral-neutral reactions very often possess high activation barrier energies, whereas in most of the radical-radical and radical-radical/radical-molecular reactions are found to be barrier less in nature. In case of adenine formation, it appears that radical-radical/radical-molecular reaction is dominant (Smith et al. 2001), though, the abundance of the neutral species are much higher. In CC00b, the reaction cross-sections for the neutral reaction of adenine was computed by assuming empirically that the reaction cross-sections increases with the size of the reactants and indeed, the final abundances of Model E of CC00b predicts more or less similar results to what we have found here, though present rates are more accurate. In case of adenine, throughout the time evolution, the production is dominated by the radical-radical/radical-molecular pathways. If the reaction pathways adopted from Woon (2002) for the production of alanine and glycine are assumed to be feasible in cold dense cloud then in the case of glycine, we find that the radical-radical/radical-molecular interaction plays the major role and in the case of alanine, both the pathways contribute significantly.

In the last decade, the subject of computing abundances of pre-biotic molecules has improved considerably. The work presented in Das et al. (2008a) represents significant improvements over earlier works in taking care of grain chemistry in a collapsing cloud. This, along with the improvements of the hydro-code to include the self-gravitating cloud give more realistic understanding of the evolution of

the chemical processes. In future, we will re-look at these results by including rotation in the collapsing cloud which includes shocks and outflows.

The earth is a generic planet around a generic star, and, the processes to form pre-biotic molecules we described in the present paper are also generic. Thus, it is likely that every collapsing cloud would produce these molecules during the collapse phase. It is possible that during the planet formation stage the temperature went up sufficiently to destroy these molecules. As was speculated in CC00a, the residuals of a planetary disk, such as comets could have preserved these molecules and showered the planet much latter with these molecules and thus providing the seeds of life in the planets inside the so-called habitable zone. These are realistic speculations and works are under way to quantify them.

5 ACKNOWLEDGMENTS

We acknowledges Suman Kundu of Ramakrishna Mission Residential College (Narendrapur) for his helpful suggestions. L. Majumdar is grateful to DST for the financial support through a project (Grant No. SR/S2/HEP-40/2008) and Ankan Das wants to thank ISRO respond project (Grant No. ISRO/RES/2/372/11-12).

References

- Abelson, P. H. 1966, Proc. Natl. Acad. Sci., 55, 1365
- Bale, C.D., Mccarthy, M.C., & Thaddins, P., 2000, APJ, 528, L61
- Bates, D.R, APJ, 270, 564
- Blagojevic, V., Petrie, S., & Bohme, D. K., 2003, MNRAS, L7
- Boogert, A.C.A & Ehrenfreund, P., 2004, ASPC 309, 547
- Chakrabarti, S. & Chakrabarti, S.K., 2000a, A&A, 354, L6
- Chakrabarti, S.K. & Chakrabarti, S, 2000b, Ind. J. Phys, 74B, 97
- Chakrabarti S. K., Das, A., Acharyya, K. & Chakrabarti, S. K., 2006a, A&A, 457, 167
- Chakrabarti S. K., Das, A., Acharyya, K. & Chakrabarti, S. K., 2006b, BASI, 34, 299
- Cherchneff, I, Glassgold, A. E., Mamon, G. A., 1993, APJ, 410, 188
- Cuppen, H. M. & Herbst, E., 2007, APJ, 668, 294
- Das, A., Chakrabarti, S. K., Acharyya K. & Chakrabarti, S., 2008a, NEWAA, 13, 457
- Das, A., Acharyya, K., Chakrabarti, S. & Chakrabarti, S. K., 2008b, A & A, 486, 209
- Das, A., Acharyya, K. & Chakrabarti, S. K., 2010, MNRAS 409, 789
- Das, A. & Chakrabarti, S. K., 2011, 418. 545, MNRAS
- Das, A. Majumdar, L., Chakrabarti, S. K., & Chakrabarti S., 2011, MNRAS (communicated)
- Fuente, A., Garcia-Burillo, S. & Gerin, M., et al. 2005, ApJ, 619, L155
- Gibb, E. L., Whittet, D. C. B., Boogert, A. C. A., Tielens, A. G. G. M., 2004, ApJS 151,35
- Guelin, M., & Cernicharo, J., 1991, A&A, 244, L21
- Guelin, M., Brouillet, N., Cernicharo, J., Combes, F. & Wootten, A. 2008, Ap&SS, 313, 45G
- Gupta, V.R, Tandon, P., Rawat, P., Singh, R.N. & Singh, A., A&A, 528, A129
- Hasegawa, T.I, Herbst, E., Leung, C.M., APJ, 82, 167
- Herbst, E., & Woon, D.E., 1997, ApJ, 489, 109
- Hudson R. L., & Moore, M. H. 2004, ICARUS, 172, 466
- Ioppolo, S., Cuppen, H. M., Romanzin, C., Van Dishoeck, E. F., Linnartz, H., 2008, APJ, 686, 1474
- Jiurys, L. M. 2006, Proc. Nat. Acad. Sci., 103, 12274
- McKellar, A. 1940, PASP, 52, 187
- Oberg, K. I., Garrord, R. T., Van Dishoeck E. F., Linnartz, H., 2009, A&A 504, 891
- Orgel, L. E. 2004, Biochem Mol. Biol., 39, 99

- Park, S-W, Lee, S, Bull. Korean Chem. Soc., 2002, Vol.23, No.11
Smith, I.W.M, Talbi, & Herbst, E., 2001, A&A, 369, 611
Snyder, L. E., & Buhl, D. 1971, ApJ, 163, L47
Sorrell, W. H. 2001, ApJ, 555, L129
Turner, V. E., List, H. S., Kaifu, N., & Kisliakov, A. G. 1975, ApJ, 201, L149
Woodall, J., Agnèz, M., Markwick-Kemper, A. J., & Millar, T. J. 2006, A&A, 466, 1197
Woon, D.E. 2002, ApJ.571, L177