

Walking and searching in time-varying networks

Nicola Perra,¹ Andrea Baronchelli,¹ Delia Mocanu,¹ Bruno Gonçalves,¹
Romualdo Pastor-Satorras,² and Alessandro Vespignani^{1,3}

¹Laboratory for the Modeling of Biological and Socio-technical Systems, Northeastern University, Boston MA 02115 USA

²Departament de Física i Enginyeria Nuclear, Universitat Politècnica de Catalunya, Campus Nord B4, 08034 Barcelona, Spain

³Institute for Scientific Interchange Foundation, Turin 10133, Italy

(Dated: April 20, 2022)

The random walk process lies underneath the description of a large number of real world phenomena. Here we provide a general framework for the study of random walk processes in time varying networks in the regime of time-scale mixing; i.e. when the network connectivity pattern and the random walk process dynamics are unfolding on the same time scale. We consider a model for time varying networks created from the activity potential of the nodes, and derive solutions of the asymptotic behavior of random walks and the mean first passage time in undirected and directed networks. Our findings show striking differences with respect to the well known results obtained in quenched and annealed networks, emphasizing the effects of dynamical connectivity patterns in the definition of proper strategies for search, retrieval and diffusion processes in time-varying networks.

PACS numbers: 89.75.Hc, 05.40.Fb

Random walks on networks lie at the core of many relevant dynamical processes, ranging from the navigation and ranking of information networks to the spreading of diseases and the routing of information packets in large-scale infrastructures such as the internet [1–6]. In recent years, empirical evidence pointing out the heterogeneous topology of many real-world networks has led to a large body of work focusing on the properties of random walks in networks characterized by heavy tailed degree distributions and other features such as clustering and community structure [1, 7–12]. Although these studies provide a deeper understanding of processes of technological relevance such as WWW navigation and ranking, they have mostly focused on the situation in which the time scale characterizing the changes in the structure of the network and the time scale describing the evolution of the process are well separated [13–17]. While convenient for analytical tractability, this limit is far from realistic in many systems including modern information networks, sexually transmitted diseases or the diffusion of ideas and knowledge in social contexts. In all these cases, the concurrence of contacts and their dynamical patterns are typically characterized by a time scale comparable to that of the diffusion process [18–25].

Several techniques have been proposed to account for the effect of the time-varying nature of networks on dynamical processes, such as reducing the system to a series of static graphs or assigning weights to edges, representing the frequency of the associated interaction. However, a general framework for the study of dynamical processes in time-varying graphs has yet to be defined. We address here this issue by providing a general solution to the random walk process in a general class of time-varying networks. Namely, we consider the *activity driven* class of models for time-varying networks presented in Ref. [23] that allows for an explicit repre-

sentation of dynamical connectivity patterns. For these networks, we derive the solutions of the stationary state of the random walk and the mean first passage time [26] in both directed and undirected time varying networks. We find that the behavior of the random walk and the ensuing network discovery process in time varying networks is strikingly different from those occurring in quenched and annealed networks [1, 3, 8, 27]. These results have the potential to become a starting point for the definition of alternative strategies and mechanisms to explore and retrieve information from networks, and characterize more accurately spreading and diffusion processes in a wide range of dynamic social networks.

Activity driven network models focus on the activity pattern of each node, which is used to explicitly model the evolution of the connectivity pattern over time. Each node i is characterized by an activity rate a_i , extracted from a distribution $F(a)$, that represents the probability per unit time that a given node will engage in an interaction and generate the corresponding edge connecting it with other nodes in the system. In the simplest formulation of the model, networks are generated according to the following memoryless stochastic process [23]: i) At each time step t , the network G_t starts with N disconnected nodes; ii) With probability $a_i \Delta t$, each vertex i becomes active and generates m undirected links that are connected to m other randomly selected vertices. Non-active nodes can still receive connections from other active vertices; iii) At time $t + \Delta t$, all the edges in the network G_t are deleted and the process starts over again to generate the network $G_{t+\Delta t}$. It can be shown that the full dynamics of the network is encoded in the activity rate distribution, $F(a)$, and that the time-aggregated measurement of network connectivity yields a degree distribution that follows the same functional form as the distribution $F(a)$. This distribution can be assumed

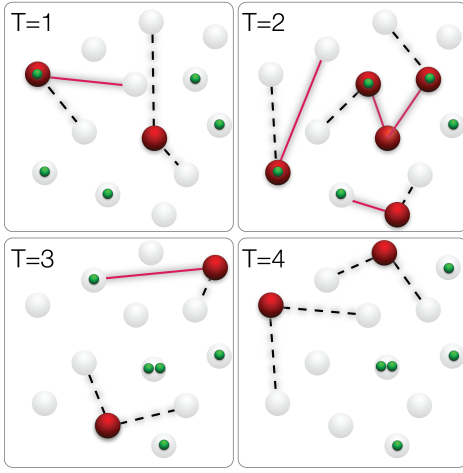


FIG. 1: Activity driven random walk process. Active nodes are shown in red and walkers are presented in green. Links used by walkers to move from one node to another are shown in solid red lines, while edges connecting empty nodes are shown as dashed lines. Here we considered $m = 2$.

a priori or derived from empirical data in the case of high quality data set such as social/information networks [23].

We define the random walk process on time varying networks as follows: At each time step t the network G_t is generated, and the walker diffuses for a time Δt . After diffusion, at time $t + \Delta t$, a new network $G_{t+\Delta t}$ is generated (see Figure 1). The concurrent dynamics of the random walker and the network take thus place with the same time scale, which introduces a feature not found in the equivalent processes in quenched or annealed networks, namely that walkers can get trapped in temporarily isolated nodes.

The probability $P_i(t)$ that a random walker is in node i at time t obeys the master equation:

$$P_i(t + \Delta t) = P_i(t) \left[1 - \sum_{j \neq i} \Pi_{i \rightarrow j}^{\Delta t} \right] + \sum_{j \neq i} P_j(t) \Pi_{j \rightarrow i}^{\Delta t}, \quad (1)$$

where $\Pi_{i \rightarrow j}^{\Delta t}$ is the propagator of the random walk, defined as the probability that the walker moves from vertex i to vertex j in a time interval Δt . At any time t , node i will be linked to node j if node i becomes active and chooses to connect to node j (with probability $ma_i \Delta t / N$) or if node j becomes active and connects to node i (with probability $ma_j \Delta t / N$). In the first case, the degree of node i is $k_i = m(1 + \langle a \rangle \Delta t)$, while in the second case we have $k_i = 1 + m \langle a \rangle \Delta t$. A walker in node i will then have to choose which one of the k_i connections to follow, so the probability of moving from node i to node j is inversely proportional to k_i . Thus, neglecting

terms of order higher than Δt , the propagator becomes:

$$\Pi_{i \rightarrow j}^{\Delta t} = \frac{\Delta t}{N} (a_i + ma_j), \quad (2)$$

where N is the number of nodes in the system.

In order to obtain a system level description it is convenient to group nodes in the same activity class a , assuming that nodes in a given class are statistical equivalent [1, 6]. Let us define the number of walkers in a given node of class a at time t as $W_a(t) = [NF(a)]^{-1} W \sum_{i \in a} P_i(t)$, where W is the total number of walkers in the systems. Considering Eq. (1) in the limit $\Delta t \rightarrow 0$ we can write:

$$\frac{\partial W_a(t)}{\partial t} = -aW_a(t) + am \langle W \rangle - m \langle a \rangle W_a(t) + \int a' W_{a'}(t) F(a') da', \quad (3)$$

where $\langle W \rangle \equiv W/N$ is the average density of walkers per node. The first two terms are contributions due the activity of the nodes in class a , active nodes which release all the walkers they have and receive walkers originating from all the others nodes. The final two terms represent the contribution to inactive nodes due to the activity of the nodes in all the other classes. The stationary state of the process is defined by the infinite time limit $\lim_{t \rightarrow \infty} \dot{W}_a(t) = 0$. Using this condition in Eq. (3) we find the stationary solution

$$W_a = \frac{am \langle W \rangle + \phi}{a + m \langle a \rangle}, \quad (4)$$

characterizing the stationary state of the random walk process in activity driven networks, where $\phi = \int a F(a) W_a da$ is the average number of walkers moving in the system per unit time. In the stationary state this quantity is constant, and we can evaluate it self-consistently, which in the continuous a limit implies the equation:

$$\phi = \int a F(a) \frac{am \langle W \rangle + \phi}{a + m \langle a \rangle} da. \quad (5)$$

It is easy to find the solution for ϕ considering an activity distribution of the form $F(a) \sim a^{-\gamma}$ [23], which in the general case can be written in terms of hypergeometric functions that can be numerically evaluated.

To support the results of the analytical treatment, we have performed extensive Monte Carlo simulations of the random walk process in activity driven networks with $N = 10^5$ nodes, $m = 6$, and $\langle W \rangle = 10^2$ walkers. In particular we consider a power law distribution $F(a) \sim a^{-\gamma}$, with activity restricted in the interval $a \in [\epsilon, 1]$, to avoid possible divergencies in the limit $a \rightarrow 0$. As shown in Figure 2, the exact solution reproduces with great accuracy the simulation results. It

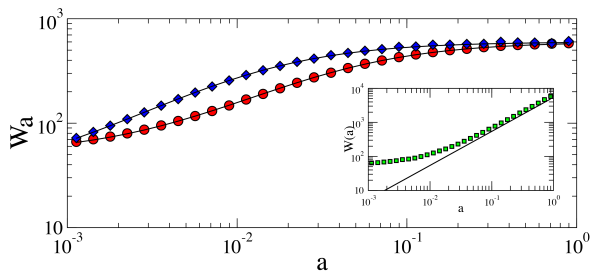


FIG. 2: Main plot: Stationary density W_a of random walkers in activity driven networks with activity distribution $F(a) \sim a^{-\gamma}$. We consider $\gamma = 2$ (circles) and $\gamma = 2.8$ (diamonds). Solid lines represent the analytical prediction Eq. (4). Inset: Stationary density W_a for random walks on top of an activity driven network with $F(a) \sim a^{-2}$, integrated over $T = 50$ time steps. The solid line corresponds to the curve $W_a \sim a$, fitting the simulation points for large value of a . Simulation parameters: $N = 10^5$, $m = 6$, $\epsilon = 10^{-3}$ and $\langle W \rangle = 10^2$. Averages performed over 10^3 independent simulations.

is worth noticing that in quenched and annealed networks the number of walkers in each node of degree k , is a linear function of the degree: $W_k \sim k$ [1, 8]. However, in time varying networks the number of walkers is not a linear function of the activity, but saturates at large values of a . The difference is due to the properties of the instantaneous network, where the nodes with high activity have on average $k \sim m$ connections at each time step, and therefore a limited capacity for collecting walkers. This key feature cannot be recovered from time-aggregated views of dynamical networks. To clarify this question we compare numerical simulations of walkers in a network obtained integrating the activity driven model with $N = 10^5$ nodes, $m = 6$ and $F(a) \sim a^{-2}$ over $T = 50$ time steps with the results obtained in the instantaneous network (see inset of Figure 2). The lack of a saturation is simply an artifact of using the time-aggregated network and highlights the importance of an appropriate consideration of the time-varying feature of networks in the study of exploration and spreading processes in dynamical complex networks.

We focus next on the study the transport dynamics in such networks by analyzing the mean first passage time (MFPT) [8, 26]; i.e. the the average time needed for a walker to arrive at node i starting the from any other node in the network. In other words, the MFPT is the average number of steps needed to reach/find a specific target with obvious consequences for network discovery processes. Let us define $p(i, n)$ as the probability that the walker reaches the target node i for the first time at time $t = n\Delta t$. Since each node is able, in principle, to connect directly to any other node, this quantity is given simply by $p(i, n) = \xi_i (1 - \xi_i)^{n-1}$, where ξ_i is the probability that the random walker jumps to node i in a time

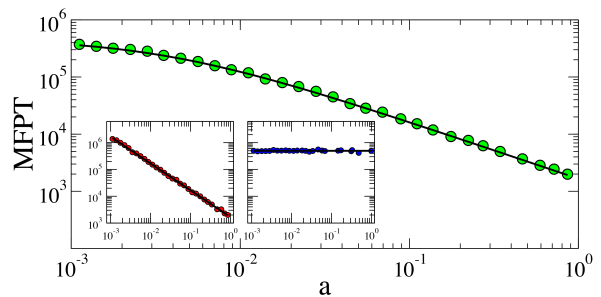


FIG. 3: Main plot: MFPT of a random walker as a function of the activity a in activity driven networks with activity distribution $F(a) \sim a^{-2}$. Full line corresponds to the theoretical prediction Eq. (6). Right inset: MFPT as a function of activity for directed Type I activity driven networks. Left inset: MFPT as a function of activity for directed Type II activity driven networks. Simulation parameters: $N = 10^4$ ($N = 10^3$ for Type I, blue dots), $m = 6$, and $\epsilon = 10^{-3}$. Averages performed over 10^3 independent simulations for each activity class.

interval Δt . From Eq. (2), the probability that a walker in vertex j jumps to i in a time Δt is given by $\Pi_{j \rightarrow i}^{\Delta t}$. Thus we can write $\xi_i = \sum_j (W_j/W) \Pi_{j \rightarrow i}^{\Delta t}$, where we have replace the probably that a single random walker is at node j at time t by its steady state value W_j/W . The MFPT can thus be estimated as:

$$T_i = \sum_{t=0}^{\infty} \Delta t np(i, n) = \frac{\Delta t}{\xi_i} = \frac{NW}{ma_i W + \sum_j a_j W_j}. \quad (6)$$

Interestingly, the MFPT each node i is inversely proportional to its activity plus a constant contribution from all the other nodes, in clear contrast with what happens in quenched and annealed networks where ξ_i is equivalent to the stationary state of the random walk, $\xi_i = W_i/W$. As before, the underlying cause of this fundamental difference is the fact that in activity driven networks the walker can be trapped in a node with low activity for several time steps. The form of ξ_i must then consider explicitly the dynamical connectivity patterns to account for the resulting delays. Figure 3 confirms these results with extensive Monte Carlo matching the analytical results presented in Eq. (6).

The previous approach can be readily extended to the case of directed networks. By using the activity driven framework is possible to define two types of time-varying directed networks. When a node i is active the m generated links could be outgoing edges (Type I) or ingoing edges (Type II). For both types of directed networks it is possible to write down the diffusion propagator by following the same approach used in the undirected case. In particular, it is possible to show that if we define $W_a^I(t)$ and $W_a^{II}(t)$ as the number of walkers in networks of Type I and II, respectively, their stationary

values read as

$$W_a^I = \frac{\langle W \rangle}{a} \frac{1}{\langle \frac{1}{a} \rangle}; \quad W_a^{II} = a \langle W \rangle \frac{1}{\langle a \rangle}. \quad (7)$$

While we will report the full calculation elsewhere, this result can be intuitively understood by considering that in Type I networks active nodes create outgoing links. Walkers are thus more likely to diffuse out of these nodes, meaning that the higher the activity, the smaller the number of walkers in the nodes of that class. In Type II networks, on the other hand, active nodes create incoming links. Walkers are thus more likely to diffuse into high activity nodes and the scaling of the stationary state is linear with the activity. Interestingly the undirected functional form of the stationary state is a combination of these two different behaviors.

By following the same reasoning used for the undirected case it is straightforward to derive the analytic expression of the MFPT for directed activity networks, namely:

$$T_i^I = \frac{NW}{\sum_j a_j W_j}; \quad T_i^{II} = \frac{N}{ma_i}. \quad (8)$$

In the first case the MFPT is independent of the activity of the considered node. The walker can move to node i just when other active nodes create outgoing links pointing to i . In the second case, the MFPT is just proportional to the activity of the node i and is not function of the activity of the others nodes. Also in this case we recover that the propagator of the random walk for undirected activity driven networks has these two symmetric contributions that both contribute to the undirected MFPT.

The analytical results can be validated by means of Monte Carlo simulations. The right inset of Figure 3 refers to activity networks of Type I. We fix $N = 10^3$, $m = 6$, one walker and activities distributed according to a power-law $F(a) \sim a^{-2}$. We then measured the MFPT selecting 10^3 targets for each activity class. The simulations are indistinguishable from the analytical result in Eq. (8). The left inset in Fig. 3 refers to activity networks of Type II under the same simulation parameters except for the number of nodes fixed to $N = 10^4$ in this case. Again a perfect match is observed with the analytical result Eq. (8).

From the above results it is evident that the dynamics of time-varying networks significantly alters the standard picture achieved for dynamical processes in static networks. Focusing on the specific case of activity driven networks and the simple random walk process, the present results open the path to a number of future studies where the dynamics of the network will have to be considered, in order to avoid misleading results in the analysis of dynamical processes in most situation of practical interest.

The work has been partly sponsored by the Army Research Laboratory and was accomplished under Cooperative Agreement Number W911NF-09-2-0053. R.P.-S. acknowledges financial support from the Spanish MEC (FEDER), under project No. FIS2010-21781-C02-01, and ICREA Academia, funded by the Generalitat de Catalunya.

-
- [1] A. Barrat, M. Barthélemy, and A. Vespignani, *Dynamical Processes on Complex Networks* (Cambridge University Press, 2008).
 - [2] R. Cohen and S. Havlin, *Complex Networks: Structure, Robustness and Function* (Cambridge University Press, Cambridge, 2010).
 - [3] M. Newman, *Networks. An Introduction* (Oxford University Press, 2010).
 - [4] R. Albert and A.-L. Barabási, *Rev. Mod. Phys.* **74**, 47 (2002).
 - [5] S. Boccaletti, V. Latora, Y. Moreno, M. Chavez, and D.-U. Hwang, *Physics Reports* **424**, 175 (2006).
 - [6] A. Vespignani, *Nature Physics* **8**, 32 (2012).
 - [7] J. Kleinberg, *Nature* **406**, 845 (2000).
 - [8] J. Noh and H. Rieger, *Phys. Rev. Lett.* **92**, 118701 (2004).
 - [9] L. Gallos, *Phys. Rev. E* **70**, 046116 (2004).
 - [10] B. Kozma, M. B. Hastings, and G. Korniss, *Phys. Rev. Lett.* **95**, 018701 (2005).
 - [11] A. Samukhin, S. Dorogovtsev, and J. Mendes, *Phys. Rev. E* **77**, 036115 (2008).
 - [12] A. Baronchelli, M. Catanzaro, and R. Pastor-Satorras, *Phys. Rev. E* **78**, 011114 (2008).
 - [13] S. Brin and L. Page, *Comp. Net. ISDN Sys.* **30**, 107 (1998).
 - [14] J. Kleinberg, in *ACM-SIAM Symposium on Discrete Algorithms* (1998).
 - [15] L. Adamic, R. M. Lukose, A. R. Puniyani, and B. Huberman, *Phys. Rev. E* **64**, 046105 (2001).
 - [16] D. J. Watts, P. S. Dodds, and M. E. J. Newman, *Science* **296**, 1302 (2002).
 - [17] J. Kleinberg, in *Proceedings of the International congress of Mathematicians* (2006).
 - [18] M. Morris, *Nature* **365**, 437 (1993).
 - [19] E. Volz and L. A. Meyers, *J. R. Soc. Interface* **6**, 233241 (2009).
 - [20] L. B. Shaw and I. B. Schwartz, *Phys. Rev. E* **81**, 046120 (2010).
 - [21] P. Holme and J. Saramäki, arxiv:1108.1780 (2011).
 - [22] S. Jolad, W. Liu, B. Schmittmann, and R. K. P. Zia, arxiv:1109.5440 (2011).
 - [23] N. Perra, B. Gonçalves, R. Pastor-Satorras, and A. Vespignani, *Nature Sci. Rep.* In publication (arXiv:1203.5351) (2012).
 - [24] M. Starnini, A. Baronchelli, A. Barrat, and R. Pastor-Satorras, *Phys. Rev. E* **85**, 056115 (2012).
 - [25] P. Basu, S. Guha, A. Swami, and D. Towsley, in *COM-SNETS 2012, Bangalore, India* (2012).
 - [26] S. Redner, *A Guide To First-Passage Processes* (Cambridge University Press, Cambridge, 2001).
 - [27] A. Baronchelli and R. Pastor-Satorras, *Physical Review E* **82**, 011111 (2010).