

## Structure of ADAFs in a general large-Scale B-field: The role of wind and thermal conduction

A. Mosallanezhad<sup>1,2</sup>, M. Khajavi<sup>3</sup> and S. Abbassi<sup>2,4</sup>

<sup>1</sup> Center for Excellence in Astronomy & Astrophysics (CEAA - RIAAM) - Maragha, IRAN, P. O. Box: 55134 - 441,

<sup>2</sup> School of Physics, Damghan University, P.O.Box 36715-364, Damghan, Iran

<sup>3</sup> Department of Physics, School of Sciences, Ferdowsi University of Mashhad, Mashhad, 91775-1436, Iran

<sup>4</sup> School of Astronomy, Institute for Research in Fundamental Sciences, P.O.Box 19395-5531, Tehran, Iran; [abbassi@ipm.ir](mailto:abbassi@ipm.ir)

**Abstract** We have examined the structure of hot accretion flow with a large-scale magnetic field. The importance of outflow/wind and thermal conduction on the self-similar structure of a hot accretion flows has been investigated. In comparison to the accretion disk without winds/outflow, our results show that the radial and rotational velocities of the disk become faster however it become cooler because of the angular momentum and energy flux which are taking away by the winds/outflows. but thermal conduction opposes the effect of winds/outflows not only decrease the rotational velocity but also increase the radial velocity as well as the sound speed of the disk. In addition we have studied the effect of global magnetic field on the structure of the disk. We have found out that all three components of magnetic field have a noticeable effect on the structure of the disk such as velocities and vertical thickness of the disk.

**Key words:** accretion; accretion flow – wind; outflow – thermal conduction

### 1 INTRODUCTION

Black hole accretion disks provide the most powerful energy-production mechanism in the universe. It is well accepted that many astrophysical systems are powered by black hole accretion. Most of the observational features of black hole accretion systems can be explained through The standard thin disks (geometrically thin and optically thick accretion disks) with a significant success (Shakura & Syunyaev, 1973). The ultraviolet and optical emission which is observed in quasars frequently has a role in the thermal radiation in the standard disks (SD) that surrounds by the massive black holes in quasars (e.g., Sun & Malkan, 1989). On the other hands, the SD seems unable to recreate the spectral energy distributions (SED) of in a lot of other luminance sources (e.g., Sgr A.) accreting in low rates, and the advection dominated accretion flows (ADAF) were recommended to be present in these sources (Narayan & Yi, 1994, 1995). In the ADAF model, the most energy which is released from the infalling gases in the accretion flow is changed to the internal energy of the gas. only a small fraction of the energy in ADAFs gets radiated away, thus, their radiation efficiency is a lot less than that for SD (see Narayan et al., 1998, for a review and references therein, Kato, Fukue & Mineshige 2008).

Outflows/wind have been found in numerical simulations of hot accretion flow by both magnetohydrodynamic (MHD) and hydrodynamic (HD) simulations. In some pioneer paper outflow was reported in HD simulations are by Igumenshchev & Abramowicz (1999, 2000) and Stone, Pringle & Begelman

(1999). Igumenshchev & Abramowicz (2000) have shown that convective accretion flows and flows with large-scale circulations have significant outward-directed energy fluxes, which have important implications for the spectra and luminosities of accreting black holes. Most recent work focusing on the convective outflows is by Yuan & Bu (2010). As a result, they have shown that the mass accretion rate decreases inward, i.e., only a small fraction of accretion gas can fall onto the black hole, while the rest circulates in the convective eddies or lost in convective outflows. Stone & Pringle (2001) in their MHD simulations have reported the appearance of wind and outflow. In their simulations the net mass accretion rate is small compared to the mass inflow and outflow rates at large radii associated with turbulent eddies.

There are a lots of models indicate that modeling the hot accretion flows is a big challenging and it is controversial problem which should be investigated. Thermal conduction is one of the important neglected physical phenomena in the modeling of ADAFs. Recent observations of the hot accretion flow around AGNs indicated that they should be based on collision-less regime (Tanaka & Menou 2006). Chandra observations provide tight constraints on the physical parameters of gas. Tanaka & Menou (2006) have used these constraints ( Loewenstein et al. 2001; Baganoff et al. 2003; Di Matteo et al. 2003; Ho et al. 2003) to calculate the mean free path for the gas materials. They have reported and suggested that thermal conduction can be as a possible choice as a mechanism for transporting sufficiently extra heating is provided in hot advection dominated accretion flows. So it should be important to consider the role of thermal conduction in a ADAF solution. Shadmehri (2008), Abbassi et al. 2008,2010, Tanaka & Menou (2006), Faghei 2012, have studied the effect of hot accretion flow with thermal conduction with a semi-analytical method; dynamics of such systems have been studied in simulation models (e. g. Sharma et al. 2008; Wu et al. 2010). Shadmehri (2008) has shown the thermal conduction oppose the rotational velocity, but increase the temperature. Abbassi et al. (2008) have shown that for this problems there are two types of solution, high and low accretion rate. They had plotted the radial velocity for both of the solutions which have shown that it will modified by thermal conduction.

previous studies about black hole accretion disks recommend that a large-scale magnetic field root in the ISM or even central engine, will be taken inward and compressed closed in the black hole by the accreting materials (Bisnovatyi-Kogan & Ruzmaikin 1974, 1976). Therefore, large-scale magnetic field has a great role on the structure of hot flow because of highly ionized flow. The effect of magnetic field on the structure of ADAFs were also reported by ( Balbus & Hawley 1998, Kaburiki 2000, Shadmehri 2004, Meier 2005, Shadmehri & khajenabi 2005, 2006, Ghanbari et al. 2007, Abbassi et al. 2008, 2009, Bu, Yuan & Xie (2009)). Akizuki & Fukue 2006 and Abbassi et al 2008, presented the self-similar solutions of the flow based on the vertically integrated equations. At the same time, they have stressed on the intermediate case where the magnetic force is compared with other forces by this assumption that the physical variables of an accretion disk have just radius function and also they explained more about disk toroidal magnetic field .

In this paper, we first extend the work of Akizuki & Fukue 2006; Zhang & Dai 2008 and Abbassi et al. 2008, 2010 by considering a general large-scale magnetic field in all the three components in cylindrical coordinates  $(r, \varphi, z)$  and then discuss effects of the global magnetic field on the flows with thermal conduction and wind. We adopt the treatment that the flow variables are functions of the disk radius, neglect the different structure in the vertical direction except for the  $z$ -component momentum equation. We also compare our results with pervious studies, in which a large-scale magnetic field, thermal conduction and wind are neglected.

## 2 BASIC EQUATIONS

We are interested in analyzing the structure of a magnetized ADAF with a large-scale magnetic field where thermal conduction and wind play an important role in energy and angular momentum transportation. Then, we consider a accreting and rotating disk around a compact black hole of mass  $M_*$ . So, for a steady axi-symmetric accretion flow, (i.e.,  $\partial/\partial t = \partial/\partial \varphi = 0$ ), we write our equations in the cylindrical coordinates  $(r, \varphi, z)$ . We vertically integrated the equations and, then all our physical variables become only function of radial distance  $r$ . Moreover the disk is supposed to have Newtonian

gravity in radial direction and also we neglect the general relativistic effects. we suppose that the disc have magnetic field with three components  $B_r$ ,  $B_\varphi$  and  $B_z$ .

The continuity equation reads,

$$\frac{\partial}{\partial r}(r\Sigma v_r) + \frac{1}{2\pi} \frac{\partial \dot{M}_w}{\partial r} = 0 \quad (1)$$

where  $v_r$  is radial velocity and  $\Sigma$  is the surface density at the cylindrical radius  $r$ , which we can define as  $\Sigma = 2\rho H$ ,  $H$  is the half-thickness and  $\rho$  being midplane density of the disk. The mass loss rate by wind/outflow is represented by  $\dot{M}_w$ , so

$$\dot{M}_w(r) = \int 4\pi r' \dot{m}_w(r') dr' \quad (2)$$

Here  $\dot{m}_w(r)$  is the mass-loss rate per unit area from each disk face. According to Blandford & Begelman 1999; Shadmehri 2008, We write the dependence of accretion rate as follows

$$\dot{M} = -2\pi r \Sigma v_r = \dot{M}_0 \left(\frac{r}{r_0}\right)^s \quad (3)$$

where  $\dot{M}_0$  is the mass accretion rate of the disk material at the outer edge of the disk  $r_0$  and  $s$  with  $s$  are constant of order unity (Blandford & Begelman 1999). For a disk with outflow/wind,  $s > 0$  while in the absence of wind/outflow, we consider  $s = 0$  (Fukue 2004).

By considering equations (1)-(3), we can have

$$\dot{m}_w = s \frac{\dot{M}_0}{4\pi r_0^2} \left(\frac{r}{r_0}\right)^{s-2} \quad (4)$$

For the equation of motion in the radial direction we can write,

$$v_r \frac{dv_r}{dr} = \frac{v_\varphi^2}{r} - \frac{GM_*}{r^2} - \frac{1}{\Sigma} \frac{d}{dr}(\Sigma c_s^2) - \frac{1}{2\Sigma} \frac{d}{dr}(\Sigma c_\varphi^2 + \Sigma c_z^2) - \frac{c_\varphi^2}{r} \quad (5)$$

Here,  $c_s$  the isothermal sound speed, which it can define as  $c_s^2 \equiv p_{gas}/\rho$ ,  $p_{gas}$  being the gas pressure and  $v_\varphi$  is the rotational velocity. Also,  $c_r$ ,  $c_\varphi$  and  $c_z$  are Alfvén sound speeds in three direction of cylindrical coordinate and define as,  $c_{r,\varphi,z}^2 \equiv B_{r,\varphi,z}^2/(4\pi\rho)$ .

We suppose that, just  $\varphi$ -component of viscose stress tensor is important which is define as  $t_{r\varphi} = \mu r d\Omega/dr$ , where  $\mu(\equiv \nu\rho)$  is the viscosity and  $\nu$  is the kinematic constant of viscosity. So we have

$$\nu = \alpha c_s H \quad (6)$$

Here  $\alpha$  is the standard viscous parameter which is less than unity and constant (Shakura & Sunyaev 1973).

The angular transfer equation with considering outflow/wind can be written as

$$\frac{v_r}{r} \frac{d}{dr}(r v_\varphi) = \frac{1}{r^2 \Sigma} \frac{d}{dr}(\nu \Sigma r^3 \frac{d\Omega}{dr}) + \frac{c_r}{\sqrt{\Sigma}} \frac{d}{dr}(\sqrt{\Sigma} c_\varphi) + \frac{c_r c_\varphi}{r} - \frac{l^2 \Omega}{2\pi \Sigma} \frac{d\dot{M}_w}{dr} \quad (7)$$

The last term on the right side of above equation represents angular momentum carried by the wind/outflow. As we know,  $l = 0$  corresponds to a non rotating outflow/wind and  $l = 1$  to outflowing material that carries the specific angular momentum away(e.g., Knigge 1999).

Similarity, by integrating over  $z$  of hydrostatic balance, we will have

$$\Omega_K^2 H^2 - \frac{1}{\sqrt{\Sigma}} c_r \frac{d}{dr}(\sqrt{\Sigma} c_z) H = c_s^2 + \frac{1}{2}(c_r^2 + c_\varphi^2) \quad (8)$$

Now we write the energy equation considering heating and cooling processes in an hot accretion flow. We suppose that the generation energy due to viscous dissipation and are balanced by the advection cooling and energy loss of wind/outflow. Thus

$$\frac{\Sigma v_r}{\gamma - 1} \frac{dc_s^2}{dr} - 2H v_r c_s^2 \frac{d\rho}{dr} = f \nu \Sigma r^2 \left(\frac{d\Omega}{dr}\right)^2 - \frac{2H}{r} \frac{d}{dr}(r F_s) - \frac{1}{2} \eta \dot{m}_w(r) v_K^2(r) \quad (9)$$

where the second term on right hand side of the energy equation represents transfer of energy due to the thermal conduction and according to Cowie & Makee 1977,  $F_s (= 5\phi_s \rho c_s^3)$  will be the saturated conduction flux. The coefficient  $\phi_s$  is less than unity. Here, the last term on right hand side of energy equation shows the energy loss due to outflow/wind. In our case, we consider the dimensionless parameter  $\eta$  it a free parameter and constant (Knigge 1999).

To measure the magnetic field escaping/creating rate, we can write the three components of induction equation,  $(\dot{B}_r, \dot{B}_\varphi, \dot{B}_z)$ , as

$$\dot{B}_r = 0, \quad (10)$$

$$\dot{B}_\varphi = \frac{d}{dr}(v_\varphi B_r - v_r B_\varphi), \quad (11)$$

$$\dot{B}_z = -\frac{d}{dr}(v_r B_z) - \frac{v_r B_z}{r}. \quad (12)$$

Here  $\dot{B}_{r,\varphi,z}$  is the field creating or scaping rate due to dynamo effect or magnetic instability. Now we have a set of magnetohydrodynamical equations (MHD), that describe the structure of magnetized advection dominated accretion flows (ADAFs). The solutions of these equations are related to viscosity, magnetic field strength  $\beta_{r,\varphi,z}$ , the advection parameter  $f$ , the thermal conduction parameter  $\phi_s$  and wind/outflow parameter  $s$  of the disks. In the next section, we will seek a self-similar solution for our main equations.

### 3 SELF-SIMILAR SOLUTIONS

To better understanding of the physical processes taking place in our hot accretion disk, we seek self-similar solutions of the above equations. Therefore, following Narayan & Yi (1994), we write similarity solutions as

$$\Sigma(r) = c_0 \Sigma_0 \left(\frac{r}{r_0}\right)^{s-\frac{1}{2}} \quad (13)$$

$$v_r(r) = -c_1 \sqrt{\frac{GM_*}{r_0}} \left(\frac{r}{r_0}\right)^{-\frac{1}{2}} \quad (14)$$

$$v_\varphi(r) = c_2 \sqrt{\frac{GM_*}{r_0}} \left(\frac{r}{r_0}\right)^{-\frac{1}{2}} \quad (15)$$

$$c_s^2(r) = c_3 \left(\frac{GM_*}{r_0}\right) \left(\frac{r}{r_0}\right)^{-1} \quad (16)$$

$$c_{r,\varphi,z}^2(r) = \frac{B_{r,\varphi,z}^2}{4\pi\rho} = 2\beta_{r,\varphi,z} c_3 \left(\frac{GM_*}{r_0}\right) \left(\frac{r}{r_0}\right)^{-1} \quad (17)$$

$$H(r) = c_4 r_0 \left(\frac{r}{r_0}\right) \quad (18)$$

Here  $c_0, c_1, c_2, c_3$  and  $c_4$  are constants and will be determined later.  $r_0$  and  $\Sigma_0$  are made the equations in non-dimensional forms. Moreover the constants  $\beta_{r,\varphi,z}$  measure the ratio of the magnetic pressure in three direction to the pressure of gas (i.e.,  $\beta_{r,\varphi,z} = p_{mag,r,\varphi,z}/p_{gas}$ ).

The field creating/scaping rate  $\dot{B}_{r,\varphi,z}$  is assume to be as

$$\dot{B}_{r,\varphi,z} = \dot{B}_{r0,\varphi0,z0} \left(\frac{r}{r_0}\right)^{\frac{1}{2}(s-\frac{11}{2})} \quad (19)$$

where  $\dot{B}_{r0,\varphi0,z0}$  are constant.

If we substitute the above self-similar solutions in to the main disk equation such as, the continuity, momentum, angular momentum, hydrostatic balance and energy equation of the disk, we can obtain the following system of equations to be solved for  $c_0, c_1, c_2, c_3$  and  $c_4$ :

$$c_0 c_1 = \dot{m} \quad (20)$$

$$-\frac{1}{2}c_1^2 = c_2^2 - 1 - \left[(s - \frac{3}{2}) + (s - \frac{3}{2})\beta_z + (s + \frac{1}{2})\beta_\varphi\right]c_3 \quad (21)$$

$$-\frac{1}{2}c_1 c_2 = -\frac{3}{2}(s + \frac{1}{2})\alpha c_2 \sqrt{c_3} c_4 + (s + \frac{1}{2})c_3 \sqrt{\beta_r \beta_\varphi} - s l^2 \frac{\dot{m}}{c_0} c_2 \quad (22)$$

$$c_4 = \frac{1}{2} \left[ \sqrt{(s - \frac{3}{2})^2 \beta_r \beta_z c_3^2 + 4(1 + \beta_r + \beta_\varphi)c_3 + (s - \frac{3}{2})\sqrt{\beta_r \beta_z} c_3} \right] \quad (23)$$

$$\left(\frac{1}{\gamma - 1} + s - \frac{3}{2}\right)c_1 c_3 = \frac{9}{4}\alpha f c_2^2 \sqrt{c_3} c_4 - 5\phi_s (s - 2)c_3^{\frac{3}{2}} - \frac{s}{4}\eta \frac{\dot{m}}{c_0} \quad (24)$$

where  $\dot{m}$  is the non dimensional mass accretion rate which can write as

$$\dot{m} = \frac{\dot{M}_0}{2\pi r_0 \Sigma_0 \sqrt{GM_*/r_0}} \quad (25)$$

Also, for the magnetic field creating/scaping rate, we have,

$$\dot{B}_{0r} = 0 \quad (26)$$

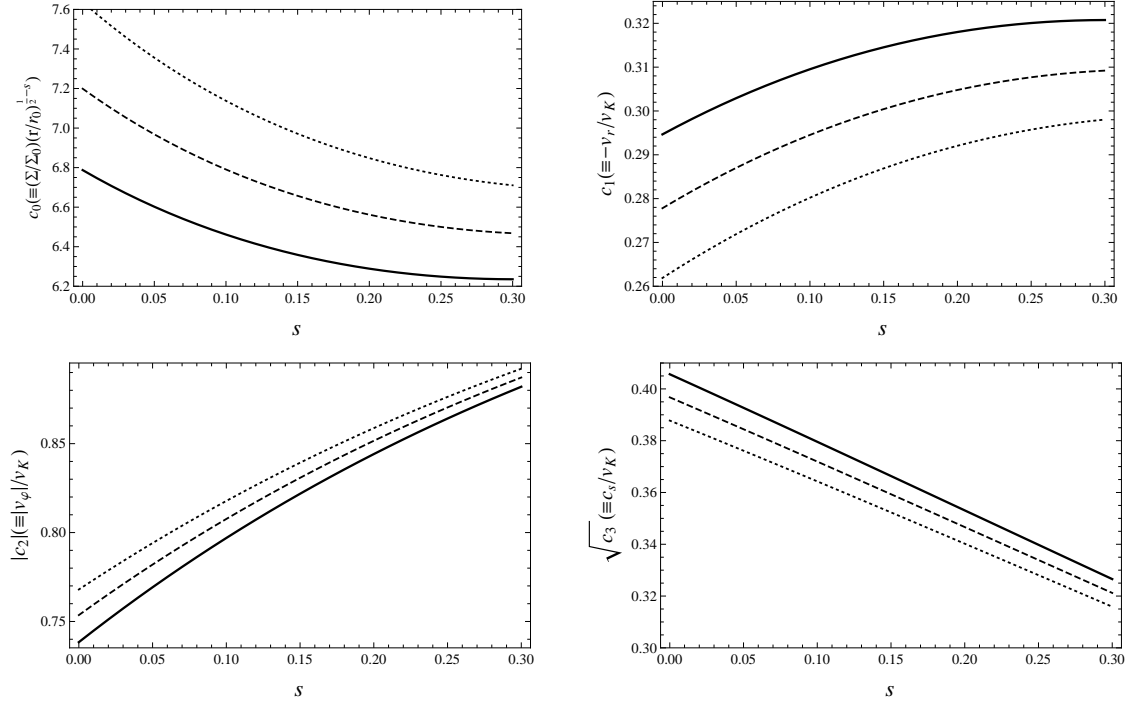
$$\dot{B}_{0\varphi} = \frac{1}{2}(s - \frac{7}{2})\frac{GM_*}{r_0^{5/2}} \sqrt{\frac{4\pi c_0 c_3 \Sigma_0}{c_4}} \times (c_2 \sqrt{\beta_r} + c_1 \sqrt{\beta_\varphi}) \quad (27)$$

$$\dot{B}_{0z} = \frac{1}{2}(s - \frac{3}{2})c_1 \frac{GM_*}{r_0^{5/2}} \sqrt{\frac{4\pi \beta_z c_0 c_3 \Sigma_0}{c_4}} \quad (28)$$

Without mass outflow/wind, thermal conduction and magnetic field,(i.e.  $s = l = \eta = \phi_s = \beta_r = \beta_\varphi = \beta_z = 0$ ), our equations and their solutions are reduced to the standard ADAFs solution (Narayan & Yi 1994). Moreover in the absence of outflow/wind and thermal conduction they are reduced to Zhang & Dai 2008.

Now we can analysis behavior of the solutions in the presence of large-scale magnetic field, outflow/wind and thermal conduction. The parameters of this model are the advection parameter  $f$ , the radio of the specific heats  $\gamma$ , the standard viscose parameter  $\alpha$ , the mass loss parameter  $s$ , the degree of magnetic pressure to the pressure of gas ,  $\beta_r, \beta_\varphi$  and  $\beta_z$ , the conduction parameter  $\phi_s$  and  $l, \eta$  parameters corresponding to the non-rotation and rotation wind/outflow and the loss of energy by wind/outflow.

Four panels in figure 1 show the variations of coefficients  $c_0, c_1, c_2$  and  $c_3$  in term of wind parameter  $s$  for different values of thermal conduction parameter  $\phi_s$ , i. e.,  $\phi_s = 0.001$  (dotted line),  $\phi_s = 0.01$  (dashed line) and  $\phi_s = 0.02$  (solid line), corresponding to  $\alpha = 0.2, \gamma = 4/3, \beta_r = \beta_\varphi = \beta_z = 1.0, \eta = l = 0.1$  and  $f = 1.0$  (fully advection). In upper-left panel of figure 1 we can see that for non-zero  $s$ , the surface density is lower than the standard ADAF solution and for stronger outflows, the reduction of the surface density is more evident . Also surface density decreases by increasing of thermal conduction.

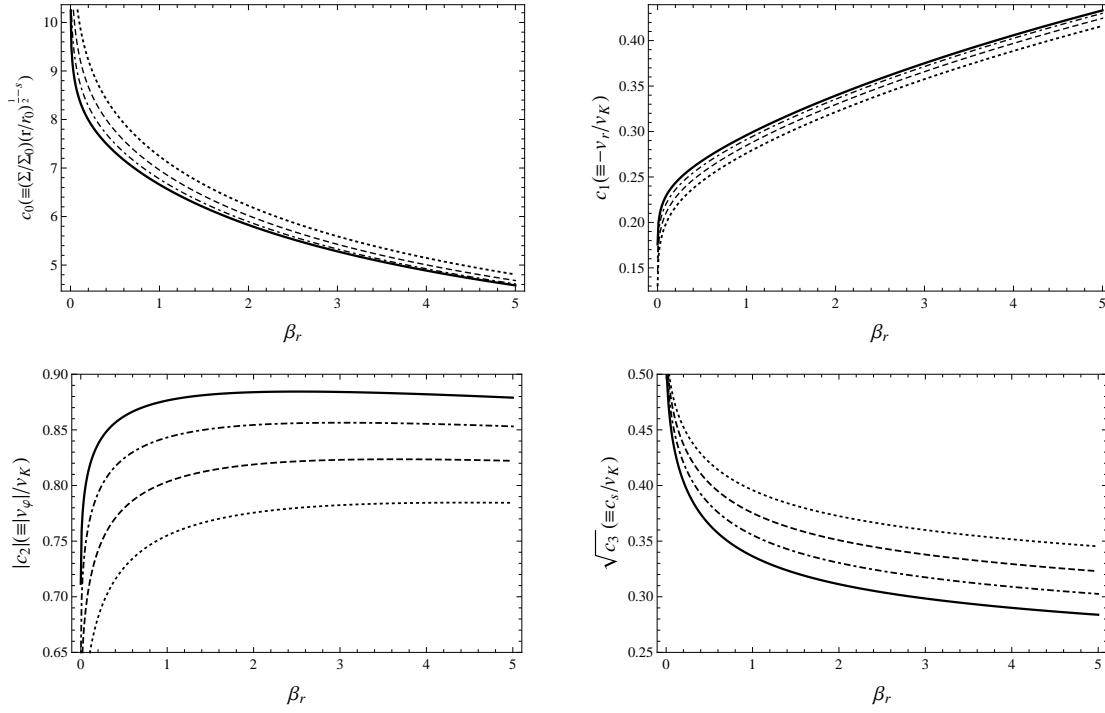


**Fig. 1** Numerical coefficient  $c_i s$  as a function of wind parameter  $s$  for several values of thermal conduction parameter  $\phi_s$ . The dotted, dashed and solid lines correspond to  $\phi_s = 0.001, 0.01$  and  $0.02$  respectively. Parameters are set as  $\alpha = 0.2, \gamma = 4/3, \beta_r = \beta_\varphi = \beta_z = 1.0, \eta = l = 0.1$  and  $f = 1$ .

Upper-right panel of figure 1 represents the behavior of radial infall velocity to the Keplerian one. Although radial velocity is slower than the Keplerian velocity, it becomes faster by increasing  $f$  and  $\alpha$ . We know that the value of  $s$  measure the strength of outflow/wind, and large values of  $s$  denotes strong wind/outflow. So we can see that, the radial flows of the accretion materials become faster by increasing of wind/outflow parameter  $s$ . Moreover thermal conduction increases the accretion velocity. It is clear from bottom panels of Figure 1, the rotational velocity increase by adding wind parameter,  $s$ . Although thermal conduction decreases the rotational speed. It is shown that temperature decreases for strong outflows (down-right panel). On the other hand, outflow/wind plays as a cooling agent (Shadmehri 2008; Abbassi et al 2010).

Figure 2 shows how the coefficients  $c_i s$  depend on the magnetic parameter in radial direction  $\beta_r$  for different values of outflow/wind parameter  $s$ . We can see that the surface density become larger if the wind parameter  $s(0 - 0.3)$  increases. It is obvious that  $s = 0$  represent no-wind solutions (Tanaka & Menou 2006). By adding  $\beta_r$ , we see that the surface density and sound speed decrease. While, the radial and rotational velocity increase. The same as figure 1, outflow increase radial and rotational velocity, although the sound speed and surface density decreases by increasing of wind parameter.

In figure 3 the behavior of the coefficients  $c_i s$  versus toroidal magnetic field are plotted for different values of wind parameter  $s$ . From the upper-left panels of figure 3, we can see that for  $\beta_\varphi (= 0 - 5)$ , the accretion velocity is sub-Keplerian, and that becomes faster by increasing of wind/outflow parameter  $s$ . Moreover, when the toroidal magnetic field becomes stronger, the accretion velocity of flow increases. This is because the magnetic tension terms, which dominates the magnetic pressure term in the radial momentum equation that assists the motion of accreting materials in radial direction. The down-right



**Fig. 2** Numerical coefficient  $c_i$ s as a function of magnetic parameter  $\beta_r$  for several values of wind parameter  $s$ . The dotted, dashed, dash-dotted and solid lines correspond to  $s = 0.0, 0.1, 0.2$  and  $0.3$  respectively. Parameters are set as  $\alpha = 0.2$ ,  $\gamma = 4/3$ ,  $\beta_\varphi = \beta_z = 1.0$ ,  $\phi_s = 0.01$ ,  $\eta = l = 0.1$  and  $f = 1$ .

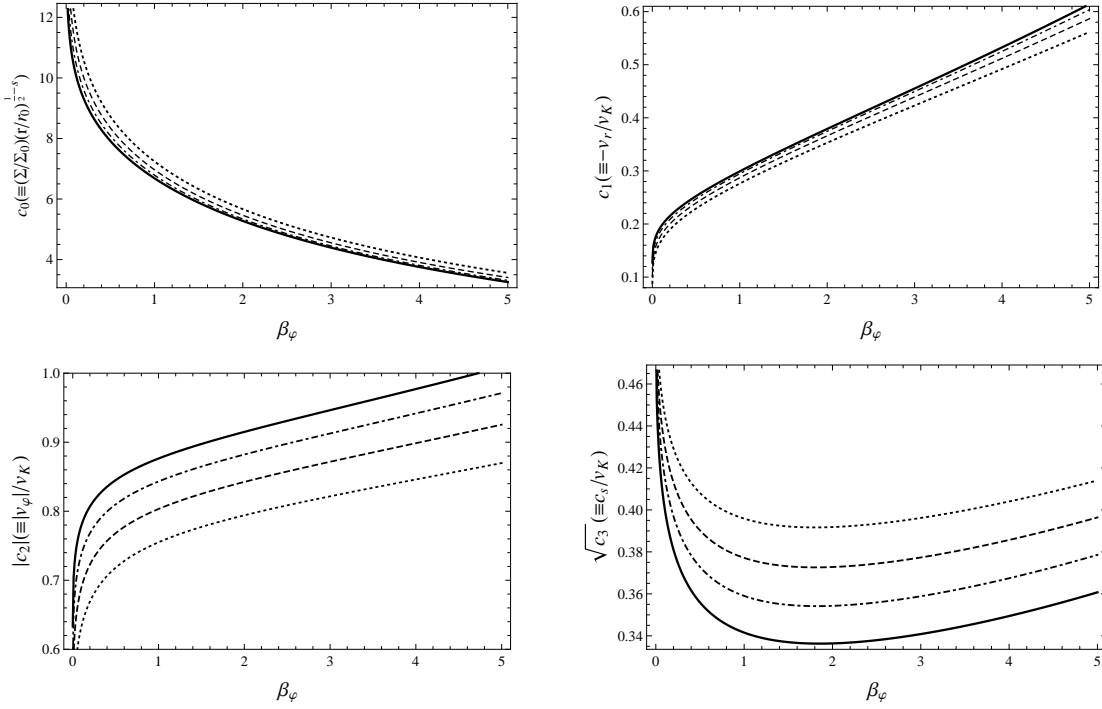
panel in figure 3 display the rotational velocity of accretion disc. We can see that for the given advection parameter  $f (= 1.0)$  and also  $\beta_r = \beta_z = 1.0$ , the rotational speed increase as the toroidal magnetic field become larger. The considerable matter about this panel is that, when the toroidal magnetic field is very strong, the rotational velocity will be Super-Keplerian (i.e.,  $\beta_\varphi \sim 5$ ). Moreover the surface density of the disk decreases when the toroidal magnetic field become large. In figure 3, the isothermal sound speed of the disk has distinctive properties between  $\beta_\varphi < 1$  and  $\beta_\varphi > 1$ . When  $\beta_\varphi$  is below unity, the isothermal sound speed decrease, although for  $\beta_\varphi > 0$ , it increases. It means that the isothermal sound speed has a minimum near  $\beta_\varphi \sim 1$ , because the parameters  $\beta_r = \beta_z (= 1.0)$  are present in our calculation and both of them decrease the isothermal sound speed. So when the toroidal magnetic field dominate, sound speed start to become large.

In figure 4 we have shown that the coefficients  $c_i$ s with vertical component of magnetic field for several values of  $s$ . We figured out that a strong ( $\beta_z$ ) leads to an decrease of the accretion velocity  $v_r$ , rotational speed  $v_\varphi$  as well as isothermal sound speed  $c_s$  of the disc. That is because of a large magnetic pressure in the  $z$  direction prevents the accretion flow from being accreted, and will decrease the effect of gas pressure as accretion proceeds. Although the surface density of the disk increases by increasing of  $z$ -component of magnetic field.

#### 4 GENERAL PROPERTIES OF ACCRETION FLOWS

In previous section it has introduced self-similar solutions and their properties for a advection dominated accretion flow bathed in general large-scale magnetic field with thermal conduction and outflow/wind.





**Fig. 3** Numerical coefficient  $c_i$ s as a function of magnetic parameter  $\beta_\phi$  for several values of  $s$ . The dotted, dashed, dash-dotted and solid lines correspond to  $s = 0.0, 0.1, 0.2$  and  $0.3$  respectively. Parameters are set as  $\alpha = 0.2, \gamma = 4/3, \beta_r = \beta_z = 1.0, \phi_s = 0.01, \eta = l = 0.1$  and  $f = 1$ .

Having this self-similar solutions allow us to investigate the general properties of the disk, so we can see how thermal conduction and wind/outflow will effect on the physical quantities of the disks.

The mass-accretion rate in the disk can be written by a simple lapse function of radius due to the effect of outflow and thermal conduction. Using the self-similar solution we can have the mass accretion rate as,

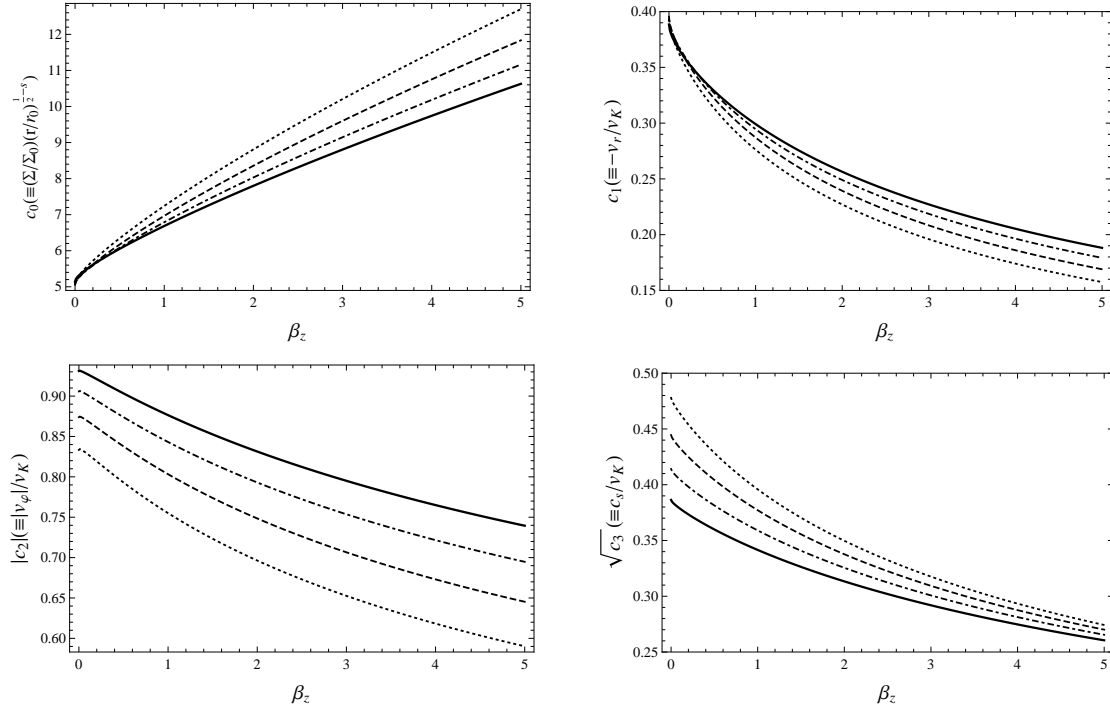
$$\dot{M} = -2\pi r \Sigma v_r = 2\pi c_0 c_1 \Sigma_0 \left(\frac{GM_*}{r_0}\right)^{\frac{1}{2}} \left(\frac{r}{r_0}\right)^s = \dot{M}_{out} \left(\frac{r}{r_{out}}\right)^s \quad (29)$$

where  $r_{out}$  and  $\dot{M}_{out}$  are the outer's radius and accretion rate respectively. As we have in last section thermal conduction, wind and large scale B-field will effect on  $c_0, c_1$  through their parameters  $s, \phi$  and  $\beta_r, \phi, z$ . In the case of an accretion disk with no wind,  $s = 0$ , the accretion rate is independent of the radial distance, while for those with wind/outflow,  $s > 0$ , the accretion rate decreases with radius as we expect. Because winds start from different radii, the mass-loss rate is not fixed and it depends on the radius. Then, some region of accretion flow are not concentrated at the center, but are expand over a wide space.

If the central star is a black hole of mass  $M_*$ , it will grows via accretion. It simply can estimate the BH growth rate using accretion rate which also will affected by wind/outflow, thermal conduction and large-scale B-field, implicitly.

We can see the radial behavior of temperature of the present self-similar advection dominated accretion discs with a general large-scale magnetic field, thermal conduction and outflow. Optical depths of a hot accretion flow are highly dependent on their accretion rate. These ADAFs occur in two regimes which depend on optical depth and their mass accretion rate. In a high mass accretion rate, the optical





**Fig. 4** Numerical coefficient  $c_i$ s as a function of magnetic parameter  $\beta_z$  for several values of  $s$ . The dotted, dashed, dash-dotted and solid lines correspond to  $s = 0.0, 0.1, 0.2$  and  $0.3$  respectively. Parameters are set as  $\alpha = 0.2, \gamma = 4/3, \beta_r = \beta_\phi = 1.0, \phi_s = 0.01, \eta = l = 0.1$  and  $f = 1$ .

depth becomes very high and the radiation generated by accretion flow can be trapped into the disc. This type of accretion disc is known as slim disc or optically thick disc. In the low mass-accretion rates, the disc becomes optically thin and the cooling time of accretion flow is longer than the accretion time-scale. So, the generation energy by accretion flows remains mostly in the discs and the discs are not able to radiate their energy efficiently. Then, we should expect that the Large-scale magnetic field will effect on the optical depth and accretion rate implicitly through the coefficient  $c_0, c_1$ .

We try to show that the radiative appearance of optically thin discs, (such as  $L_\nu$ ), is not able to be calculated in ease. Also it should be demonstrated the significance of advective cooling in optically thin discs. To clarify the matter, we have to state how cooling and heating change with  $f, r$  and  $\dot{M}$ . In all, the radiative cooling was so complicate in case of dependency parameters. In optical thin discs, the gas emission does not have a black body continuum. Spectra emission seems to be ruled by Bremsstrahlung cooling by non relativistic or relativistic, synchrotron and also Compton cooling. to deal will the optically thick case, where we are trying to study it, the radiation pressure dominates and sound speed is related to radiation pressure. Then, we write the average flux  $F$  as:

$$F = \sigma T_c^4 = \frac{3c}{8H} \Pi_{gas} = \frac{3c}{8} \Sigma_0 \frac{c_0 c_3}{c_4} \left( \frac{GM_*}{r_0^2} \right) \left( \frac{r}{r_0} \right)^{s-\frac{5}{2}} \quad (30)$$

Here,  $\Pi_{gas} = \Sigma c_s^2$  is the height-integrated gas pressure,  $T_c$  is the disc central temperature and  $\sigma$  is constant of the Stefan-Boltzmann. in order to calculate the disk optical thickness in vertical direction of the optically thick case we can write:

$$\tau = \frac{1}{2} \kappa \Sigma = \frac{1}{2} \Sigma_0 c_0 \left( \frac{r}{r_0} \right)^{s-\frac{1}{2}} \quad (31)$$

where  $\kappa$  is the electron-scattering opacity. Then, we calculate the effective flux of the disc surface as:

$$\sigma T_{eff}^4 = \frac{\sigma T_c^4}{\tau} = \left( \frac{3}{16\pi\sigma} \frac{c_3}{c_4} L_E \right)^{\frac{1}{4}} r^{-\frac{1}{2}} \quad (32)$$

Here,  $L_E$  is the Eddington luminosity of the central object which is define as  $L_E = 4\pi c \frac{GM}{\kappa}$ . If we radially integrate these equations, we can have the disc luminosity as,

$$L_{disc} = \int_{r_{in}}^{r_{out}} 2\sigma T_{eff}^4 2\pi r dr = \frac{3}{4} L_E \frac{c_3}{c_4} \ln\left(\frac{r_{out}}{r_{in}}\right) \quad (33)$$

we can not emphasize more that the effective temperature and the luminosity of the disc are not influenced by the magnetic field, thermal conduction and either mass-loss through outflow (there are no  $\beta_{r,\phi,z}$ ,  $\phi_s$  and  $s$  dependencies). But wind/outflow might affect the radiative appearance of the disc through the  $c_3$  and  $c_4$  in these formulae, implicitly. When we have mass-loss wind/outflow compared with the case of no mass-loss, then the average flux decline through the disc. For the mass-loss case, the surface density and therefore optical depth decrease and we can see the deep inside of the disc.

## 5 CONCLUSIONS

In this paper, we studied an accretion disk in the advection dominated regime by considering a large-scale magnetic field and in presence of wind/outflow and thermal conduction. Also, some approximations were made to simplify our main equations. We supposed an static and axially symmetric disc with the  $\alpha$ -prescription of viscosity,  $\nu = \alpha c_s H$  and a set of similarity solution was presented for such a configuration. We have extended Akizuki & Fukue 2006; Zhang & Dai 2008 and Abbassi et al 2010 self similar solutions to present the structure of the advection dominated accretion flows (ADAFs). Also, we ignored self-gravity of the discs and the general relativistic effects.

Our results have shown that strong wind/outflow can have lower temperature and there are satisfied with the results presented by Kawabata & Mineshige 2009. The most important finding of these similar solutions is that, our accreting flow is affected not only by mass-loss but also by loss of energy by the wind/outflow.

There are some limitations in these solutions. One of them is that the accretion flow with conduction is a single-temperature structure. So, if one uses a two-temperatures structure for the ions and electrons in the discs, it is expected that the ions and electron temperatures decouple in the inner edge, which will modify the role of the conduction. The anisotropic character of conduction in the presence of magnetic field is the other limitation in our solution (Balbus 2001)

Although our preliminary similarity solutions are so simplified, they obviously improve our understanding of the physics of hot accretion flow around a compact object. To have a more realistic picture of a hot accretion flow, a global solution is needed rather than the self similar solution. In our future studies we intend to investigate the effect of thermal conduction on the observational appearance and properties of a hot magnetized flow.

## References

- Abbassi S., Ghanbari J., Najjar S., 2008, MNRAS, 388, 663
- Abbassi S., Ghanbari J., Ghasemnezhad M., 2010, MNRAS, 409, 1113-1119
- Akizuki C. & Fukue J., 2006, PASJ, 58, 1073
- Balbus S. A., 2001, ApJ, 562, 909
- Bally J., Reipurth B., Davis C. G., 2007, Proto-stars and planets, University Arizona press, p215-230
- Blandford R. D., Begelman M, 1999, MNRAS, L1
- Bu De-Fu., Yuan F., Stone J. M., 2011, MNRAS, 413, 2808
- Bu De-Fu., Yuan F., Xie Fu-Guo., 2009, MNRAS, 392, 325
- Cowie, L. L., Mckee, C.F., 1977, ApJ, 275, 641

- Di Matteo T., Allen S. W., Fabian A. C., Wilson A. S., Young, A. J. 2003, ApJ, 582, 133  
Ferrari A., 1998, ARA&A, 36, 539  
Fukue J., 1989, PASJ, 41, 123  
Fukue, J. 2004, PASJ, 56, 181  
Ghanbari J., Salehi F., Abbassi S., 2007, MNRAS, 381, 159  
Ho L. C., Terashima Y., Ulvestad J. S., 2003, ApJ, 589, 783  
Ichimaru, S. 1977, ApJ, 214, 840  
Igumenshchev I. V., Abramowicz M. 2000, ApJ, 130, 463  
Igumenshchev I. V., Abramowicz M. 1999, MNRAS, 303, 309  
Kato S., Abramowicz M. A., Chen X., 1996, PASJ, 48, 67  
Kato S., Yamasaki T., Abramowicz M. A., Chen X., 1997, PASJ, 49, 221  
Kato, S., Fukue, J., & Mineshige, S., 2008, Black hole accretion disks: toward a new paradigm, Kyoto university press  
Kawabata R., Mineshige S., 2009, PASJ, 61, 1135  
Knigge C., 1999, MNRAS, 309, 409  
Loewenstein M., Mushotzky R. F., Angelini L., Arnaud K. A., Quataert, E., 2001, ApJ, 555, L21  
Medvedev, M. V., & Narayan, R. 2001, ApJ, 554, 1255  
Meier D. L., 1979, ApJ, 233, 664  
Meier D. L., 1982, ApJ, 256, 706  
Meier D. L., 2005, AP&SS, 300, 55  
Narayan R., Mahadevan R., Quataert E., 1998, Theory of Black Hole Accretion disks, Cambridge University Press, 1998., p.148  
Narayan R., Yi, I. 1994, ApJ, 428, L13  
Narayan R., Yi, I., 1995a, ApJ, 444, 231  
Parrish I. J., Stone J. M., 2007, ApJ, 664, 135  
Parrish I. J., Stone J. M., 2005, ApJ, 633, 334  
Piran T., 1978, ApJ, 221, 652  
Shadmehri, M. 2008, AP&SS, 317, 201S  
Shadmehri, M., 2004, A&A, 424, 379  
Shadmehri, M., Kahjenabi, F., 2005, MNRAS, 361, 719  
Shadmehri, M., Kahjenabi, F., 2006, ApJ, 637, 439  
Shakura N. I., & Sunyaev, R.A. 1973, A&A, 24, 337  
Shapiro S. L., Lightman A. P., Eardley D. M., 1976, ApJ, 204, 187 (SLE)  
Sharma P., Quataert E., Stone J. M., 2008, MNRAS, 389, 1815  
Stone J. M., Pringle J. E., 2001, MNRAS, 322, 461  
Takahara F., Rosner R., Kusnose M., 1989, ApJ, 346, 122  
Tanaka T., Menou K., 2006, APJ, 649, 345  
Wandel A., Liang E. P., 1991, ApJ, 380, 84  
Whelan E, et al, Nature, 439, 652  
Wu M., Yuan F., Bu D., 2010, ScChG, 53S, 168  
Zhang D., Dai Z. G., 2008, MNRAS, 005, 3254Z  
Yuan F., Bu De-Fu., 2010, MNRAS, 408, 1051