

Probing the Structure of Jet Driven Core-Collapse Supernova and Long Gamma Ray Burst Progenitors with High Energy Neutrinos

Imre Bartos,^{1,*} Basudeb Dasgupta,^{2,†} and Szabolcs Márka¹

¹*Department of Physics, Columbia University, New York, NY 10027, USA*

²*Center for Cosmology and AstroParticle Physics, Ohio State University, Columbus, OH 43210, USA*

Times of arrival of high energy neutrinos encode information about their sources. We demonstrate that the energy-dependence of the onset time of neutrino emission in advancing relativistic jets can be used to extract important information about the supernova/gamma-ray burst progenitor structure. We examine this energy and time dependence for different supernova and gamma-ray burst progenitors, including red and blue supergiants, helium cores, Wolf-Rayet stars, and chemically homogeneous stars, with a variety of masses and metallicities. For choked jets, we calculate the cutoff of observable neutrino energies depending on the radius at which the jet is stalled. Further, we exhibit how such energy and time dependence may be used to identify and differentiate between progenitors, with as few as one or two observed events, under favorable conditions.

PACS numbers: 95.35.+d

I. INTRODUCTION

There is growing observational evidence and theoretical foundation for the connection between core-collapse supernovae (CCSNe) and long gamma-ray bursts (GRBs) [1–3]. Location of GRBs in blue-luminosity regions of their host galaxies, where massive stars form and die, and CCSN signatures in the afterglows of nearby GRBs have provided strong evidence for the CCSN-GRB connection (see summaries by [4–6]). While many details of the CCSN-GRB relationship are still uncertain, current theoretical models suggest that a canonical GRB has a relativistic jet from a central engine [7–13].

Gamma rays are emitted by high energy electrons in the relativistic jet [14]. If the relativistic jet is able to escape from the star, the gamma rays can be observed and the GRB is coined “successful.” If the jet stalls inside the star, however, the gamma-ray signal is unobservable and the GRB is coined “choked” [15]. While only $\sim 10^{-3}$ of CCSNe has extremely relativistic jets with $\Gamma \gtrsim 100$, which lead to successful GRBs, a much larger subset of non-GRB CCSNe appears to be accompanied by collimated mildly relativistic jets with $\Gamma \sim 10$ [6, 16–20]. These CCSNe with mildly relativistic jets may make up a few percent of all CCSNe [17, 21–23]. Similarly, the jet’s Lorentz factor for low-luminosity GRBs may also be much below those of high luminosity GRBs [24–27].

GRB progenitors may also produce high energy neutrinos (HENs) [28]. The relativistic jet responsible for the gamma rays has been argued to be responsible for shock-acceleration of protons to ultrarelativistic energies, leading to nonthermal HENs produced in photomeson interactions of the accelerated protons. Recent upper limits from the IceCube detector [29] disfavor GRB fireball models with strong HEN emission associated with cosmic

ray acceleration. However, milder HEN fluxes or alternative acceleration scenarios are not ruled out [30]. Proton acceleration may occur in external shocks [14, 31], both forward and reverse, as well as in internal shocks associated with the jet [32–38]. HENs, unlike gamma rays, can thus be emitted while the jet is still inside the star. Therefore, while gamma rays are expected to be emitted only if the GRB is successful, HENs are expected for both successful and choked GRBs. Thus, not only does the expected rate increase to a larger fraction of the CCSN rate of $(2–3) \text{ yr}^{-1}$ in the nearest 10 Mpc [39–41], these mildly relativistic jets also present a more baryon-rich environment conducive to neutrino emission. Emission of HENs from internal shocks of mildly relativistic jets has therefore been considered to be an important contribution to the overall observable neutrino flux [42–44].

As only neutrinos and gravitational waves can escape from the inner regions of a star, it means that they are a unique tool to study the internal structure of GRB progenitors. Whether and when HENs escape the star depend on the star’s optical depth to neutrinos, which in turn depends on where neutrinos are emitted inside the star, as well as the neutrino energy – HENs can only escape after the relativistic jet reaches a radius where densities are low enough. This finite neutrino optical depth can delay and modify the spectrum of HEN emission from GRBs. Detecting HENs with time and energy information, at present and upcoming neutrino telescopes, therefore presents an unprecedented opportunity to probe GRB and CCSN progenitors, which may shed light on the GRB mechanism and the CCSN-GRB connection.

This article examines the question: What do the times of arrival of detected high energy neutrinos tell us about the properties of their source? We investigate the role of the opacity of CCSN/GRB progenitors in the properties and distribution of observed HENs, and how these observed HEN properties can be used to probe the progenitors’ structure. Studying the optical depth at which HENs can escape the progenitor, we find a progenitor-

* ibartos@phys.columbia.edu

† dasgupta.10@osu.edu

and energy-dependent temporal structure of the high energy neutrino emission and jet breakout. Observations of HEN signatures of CCSNe or GRBs at neutrino telescopes, even with one or two events, could provide crucial information for differentiating between progenitors and characterizing their properties. Such information would advance our understanding of CCSNe, GRBs, and their relationship to each other.

The paper is organized as follows: In Sec. II, we review CCSN and GRB models. In Sec. III, we briefly discuss HEN production in GRBs, propagation in the stellar material and flavor oscillations thereafter, and detection at Earth. In Sec. IV A, we describe our calculations of the neutrino interaction length and optical depth inside the stellar envelope, and present our results on the energy-dependent radius from which neutrinos can escape. In Sec. IV B, we discuss the temporal structure of energy-dependent neutrino emission from advancing and stalled jets for different stellar progenitors. This is followed in Sec. IV C by our results for energy dependent onset and emission duration of HENs. In Sec. V, we present our interpretations for the energy-dependent onset of HEN emission and discuss how it probes the progenitors, particularly with a few detected neutrinos. We summarize our results in Sec. VI.

II. CCSN AND GRB PROGENITORS

Current understanding of canonical long GRBs suggests that they are collapsars requiring a massive progenitor star that is (i) rapidly spinning [45–48] and (ii) has a small radius (\sim solar radius) [4, 49]. Successful GRBs also appear to prefer a lower metallicity [50], but choked GRBs may not require that. While this limited information does not always allow one to identify a specific progenitor, it does suggest that the progenitors are massive rotating stars [4].

Rotating red and blue supergiants (e.g., [51, 52]) may be the progenitors of many GRBs. These stars are in the final stages of the pre-collapse evolution of massive stars, whose collapse can naturally lead to CCSNe and GRBs. Furthermore, some of these stars may lose their hydrogen envelope due to a binary companion, which can help the stars retain the fast rotation necessary for the creation of GRBs [53].

Wolf-Rayet (WR) stars are originally heavy, but lose their hydrogen envelope (and therefore a significant fraction of their mass) through stellar winds. A relativistic jet from a rotating WR star can therefore escape without having to penetrate a hydrogen envelope, making these stars a common type of progenitor [52, 54]. Mass loss through stellar winds is expected to be significant for stars with higher metallicity [55]. One difficulty with such mass loss is that it carries away crucial angular momentum from the star. As the emergence of relativistic jets requires a very rapidly rotating core, losing angular momentum decreases the possibility of a GRB [56]. As a

Model	Z [Z_{\odot}]	M [M_{\odot}]	M_{He} [M_{\odot}]	M_H [M_{\odot}]	R [10^{13} cm]	R_{He} [10^{11} cm]	Ref.
15L	10^{-4}	14.9	4.5	7.4	0.4	1.4	[52]
15Lc	10^{-4}	5.2	1.7	0.4	N/A	1.4	[52]
15S	1	12.6	4.0	5.5	5.9	1.9	[52]
16T	10^{-2}	15.1	0.1	3×10^{-4}	8×10^{-2}	N/A	[56]
40S	1	8.7	0.1	10^{-3}	8×10^{-3}	0.8	[52]
75S	1	6.3	0.2	8×10^{-4}	7×10^{-3}	0.7	[52]
12L	10^{-4}	11.9	3.4	6.2	2.4	1.6	[52]
20L	10^{-4}	19.9	6.1	9.0	0.3	1.9	[52]
25L	10^{-4}	24.9	7.7	10.4	0.3	2.3	[52]
35L	10^{-4}	34.8	10.9	12.7	1.2	3.4	[52]
12S	1	10.7	3.4	5.1	4.3	1.9	[58]
15Sb	1	11.9	3.8	4.8	6.1	2.3	[58]
20S	1	12.7	4.0	3.5	7.7	2.8	[58]
25S	1	12.2	3.2	1.7	8.2	3.2	[58]
35S	1	14.6	2.2	0.4	0.1	0.2	[58]

TABLE I. Properties of pre-supernova stellar models used in the analysis. The columns are: model name, metallicity, pre-supernova (PS) stellar mass, helium mass, hydrogen mass, stellar radius, helium core radius, and reference to models. Model names contain the ZAMS stellar mass, and a letter representing metallicity (L - low, T - 1% Solar, and S - Solar). There is additional differentiation between the various $15 M_{\odot}$ models we use.

result, compact progenitors (i.e. that have lost their hydrogen and/or helium envelopes) also regularly explode as type Ibc supernovae without indications of a central engine injecting jet power into the explosion (e.g., [57]).

Alternatively to stellar winds, massive stars can lose their hydrogen envelope to a companion star, which can leave more angular momentum at the core. Such rotating objects, composed of the *bare helium core* left behind, may also be GRB progenitors. Unusually rapid rotation on the main sequence can also result in mass loss [56].

Single stars with extremely rapid rotation may experience almost complete mixing on the main sequence [56], leading to a *chemically homogeneous star*. Such stars bypass the red giant phase and resemble WR stars, but with little mass loss. This scenario is particularly interesting for GRB production as it combines low mass loss with rapid core rotation, the two prerequisites for GRB emission.

Guided by these facts, we shall examine the following progenitor models in detail:

1. *Red supergiant* – zero-age main sequence (ZAMS) mass of $15 M_{\odot}$, both with solar (15S) and low (15L) metallicities. We further study the 15L model with its hydrogen envelope removed (15Lc) due to, e.g., a companion star.
2. *Wolf-Rayet star* – ZAMS mass of $75 M_{\odot}$ with solar metallicity (75S).

3. *Bare helium core* – ZAMS mass of $40 M_\odot$ with solar metallicity (40S).
4. *Chemically homogeneous star* – ZAMS mass of $16 M_\odot$ with low metallicity (16T).

We have indicated, in parentheses, the names of the models we consider in this study. To obtain the matter distribution and composition of these models, we use the numerical results of Woosley et al. [52], Woosley and Heger [56], and Heger et al. [58]. A detailed list of their properties (and a reference to the literature) is given in the upper box in Table I. We also indicate in the table the references to the numerical results of the stellar progenitor models.

In addition to the models listed above, we examine other low- and solar-metallicity stars in the ZAMS mass range of $(12 - 35) M_\odot$, also listed in the lower box in Table I, to investigate some of our results' dependence on stellar mass and metallicity. Some of these models, which have ZAMS masses of $\lesssim 30 M_\odot$ will probably not create successful GRBs. Nevertheless, they can have choked relativistic jet activity that can be observed through neutrinos.

III. HIGH-ENERGY NEUTRINOS

A. Production

The variability in the output of the GRB's central engine results in internal shocks within the jet, which accelerate electrons and protons to high energies. Internal shocks can occur even when the relativistic jet is still propagating inside the star [15]. For jets inside the star, reverse shocks can also occur [44] at the head of the jet, which can also accelerate electrons and protons to relativistic energies.

Relativistic electrons emit gamma rays through synchrotron or inverse-Compton radiation. Relativistic protons interact with these gamma rays ($p\gamma$), or with other non-relativistic protons (pp), producing pions and kaons. Photomeson interactions produce charged pions (π^\pm) through the leptonic decay $p\gamma \rightarrow \pi^\pm$. Proton-proton interactions produce charged pions (π^\pm) and kaons (K^\pm). Charged pions and kaons from these processes decay into neutrinos through

$$\pi^\pm, K^\pm \rightarrow \mu^\pm + \nu_\mu(\bar{\nu}_\mu) \quad (1)$$

Muons further decay to produce secondary neutrinos through, e.g., the process $\mu^+ \rightarrow e^+ + \nu_e + \bar{\nu}_\mu$. However, if the synchrotron photon density is high enough, or in the presence of strong magnetic fields (i.e. for smaller radii), they may immediately undergo radiative cooling, giving a flux of lower energy neutrinos [42, 43].

The energy of charged mesons from both $p\gamma$ and pp processes is about 20% of the proton's energy, while roughly $1/4^{th}$ of this energy is given to $\nu_\mu(\bar{\nu}_\mu)$ [34]. The

energy of the produced neutrinos and antineutrinos is therefore $\sim 5\%$ of the proton energy. The energies of the photon (ϵ_γ) and proton (ϵ_p) in the $p\gamma$ interaction need to satisfy the photo-meson threshold condition of the Δ -resonance [34]

$$\epsilon_\gamma \epsilon_p \approx 0.2 \Gamma^2 \text{ GeV}^2 \quad (2)$$

where Γ is the Lorentz factor of the shock. Assuming Lorentz factor $\Gamma \sim 300$ and observed γ ray energy $\epsilon_\gamma \sim 1$ MeV, one obtains a characteristic neutrino energy of $\epsilon_\nu \sim 10^{14}$ eV [34].

For both $p\gamma$ and pp processes, the energy spectrum of HENs is determined mainly by the proton energy spectrum, and the optical depths of the $p\gamma$ and pp interactions. The distribution of the proton energy ϵ_p in internal shocks, in the observer frame, is $d^2N/(d\epsilon_p dt) \propto \epsilon_p^{-2}$, with a maximum energy cutoff due to photo-pion losses. The cutoff energy depends on both jet properties and the radius where the internal shocks occur.

The collisional or radiative nature of the internal shocks at high densities can be an impediment to Fermi acceleration. For mildly relativistic jets, particle acceleration happens less efficiently because the shock is somewhat spread out [59]. However, the details of the acceleration process are still uncertain, and for many alternative acceleration scenarios this is not an issue [60–62]. On the other hand, neutrinos are the best probes for the physics responsible for the acceleration, and HEN observation should shed light on this aspect.

B. Interactions and Oscillations

HEN emission from internal shocks can commence at a distance $r_s \approx \Gamma_j^2 c \delta t \approx 3 \times 10^9$ cm [15], where $\Gamma_j = 10$ is the jet Lorentz factor and $\delta t = 10^{-3}$ s is the jet variability time. Photo-pion losses determine the cut-off in the energy spectrum.

Whether and when HENs escape the star depends on the star's optical depth to neutrinos, which depends on neutrino energy as well as where neutrinos are emitted inside the star. HENs can only escape after the relativistic jet gets to a low density region, beyond which the interaction of HENs with the stellar medium is negligible.

The effect of HEN interaction with matter on observable HEN emission prior to the outbreak of the jet has been discussed previously, e.g., by Razzaque, Mészáros, and Waxman [63]. Using a simplified model for the jet and progenitor star, Razzaque et al. found that HEN interaction is negligible if the jet gets close to the surface (estimated as having roughly $\sim 0.1 M_\odot$ envelope mass over 4π above the jet front). If the jet is deeper inside the star (with overlying envelope material of $\sim 1 M_\odot$), they found HEN interaction effects to be noticeable, especially for stellar models that lost their hydrogen envelope. For this latter case, they found that the neu-

trino optical depth becomes larger than unity for neutrino energies $\epsilon_\nu \gtrsim 2.5 \times 10^5$ GeV. Horiuchi and Ando [44] also mention HEN interactions for jets within the stellar envelope. They find that only neutrinos with energies less than $\epsilon_\nu < 10^2$ GeV can escape a progenitor star from $r \approx 10^{10}$ cm.

The interaction probability of HENs increases with their energy, and can be non-negligible if a neutrino beam were to travel through large quantities of dense matter, as is the case for neutrinos produced inside massive stars. The mean free path of HENs is determined by inelastic scattering processes, with neutrino-nucleon interactions (νN or $\bar{\nu} N$) being the major determinant of the optical depth [64, 65]. At the relevant neutrino energies, the interaction cross sections are approximately the same for all neutrino flavors [65], therefore we treat the cross section to be flavor independent (see [65]). Electron-antineutrinos are the exception to the above, as the interaction of electron-antineutrinos and electrons ($\bar{\nu}_e e$) becomes the dominant effect around the resonant neutrino energy $\epsilon_{\bar{\nu}_e} \approx 6.3 \times 10^6$ GeV [64]. We shall neglect this exception as it only results in the attenuation of a small fraction of HENs, i.e. the radius at which neutrinos of a given energy can first escape does not change.

To obtain HEN interaction lengths, we adopt the neutrino cross sections obtained by Gandhi et al. [64] (other calculations give similar results; see, e.g., [66]). We additionally take into account nuclear effects (i.e. that both free and bound nucleons are present) calculated by Pena et al. [67]. Gandhi et al. [64] calculated the cross sections for charged and neutral currents, the sum of these two giving the total cross section σ_ν . While particles accelerated in the ultrarelativistic jets are expected to produce only muon neutrinos and antineutrinos, we note here that, for the range of neutrino energies of interest here, neutrino cross sections are, to a good approximation, flavor invariant [64, 65]. We note that the cross sections for neutrinos and antineutrinos are somewhat different.

The neutrino-nucleon interaction cross section $\sigma_\nu(\epsilon_\nu)$, obtained numerically by Gandhi et al. [64], assumes that matter is in the form of free nucleons. To take into account the presence of bound nucleons (mostly helium), we approximate nuclear effects following Castro Pena et al. [67]. The ratio of the total cross section $\sigma_\nu(A)$ corrected for nuclear effects over the cross section σ_ν without correction (free-nucleon case) decreases with energy and with atomic mass number A . The effect is practically negligible (order of a few percent) below a neutrino energy of $\epsilon_\nu \approx 10^5$ GeV. Above $\epsilon_\nu \approx 10^5$ GeV, we approximate the energy dependence presented in [67] (see Figure 2 therein) with the empirical function

$$\frac{\sigma_\nu(\epsilon_\nu, A)}{\sigma_\nu(\epsilon_\nu)} \approx \left(\frac{\epsilon_\nu}{10^5 \text{ GeV}} \right)^{-\ln(A)/556}. \quad (3)$$

Given the neutrino interaction cross sections, one can

obtain the interaction length (or mean free path) λ_ν via

$$\frac{1}{\lambda_\nu(\epsilon_\nu, r)} = \sum_A \rho(r) \omega_A(r) N_{\text{av}} \sigma_\nu(\epsilon_\nu, A), \quad (4)$$

where $\rho(r)$ is the stellar density as a function of the radial distance r from the center of the star, $\omega_A(r)$ is the mass fraction of elements with mass number A , N_{av} is the Avogadro constant, and $\sigma_\nu(\epsilon_\nu)$ is the νN interaction cross section as a function of neutrino energy ϵ_ν and atomic mass number A . For antineutrino interaction length $\lambda_{\bar{\nu}}$, the difference compared to λ_ν is the energy-dependent ratio of neutrino and antineutrino cross sections.

Besides scattering, neutrinos also undergo flavor mixing due to neutrino flavor oscillations. Inside the star, this effect is likely to be small due to the significantly large matter density that suppresses mixing. After the neutrinos escape the star, the neutrinos travel a very long distance in space wherein the wave-packets of each mass eigenstate must separate. Therefore, neutrinos observed at Earth should be considered as incoherent superpositions of these mass-eigenstates. If the expected neutrino flavor ratio at the source is $\phi_{\nu_e}:\phi_{\nu_\mu}:\phi_{\nu_\tau} = 1:2:0$, neutrino oscillations from the source to the detector transform these ratios to 1:1:1 [68]. If muon radiative cooling is significant, then these ratios at the source and at the detector are 0:1:0 and 1:2:2, respectively [68]. Other flavor ratios are possible and have been explored [69]. As the energy and time profile of neutrino emission remains almost unchanged by oscillations, we do not consider these oscillation effects.

C. Detection

HENs traveling through Earth interact with the surrounding matter creating secondary particles, mostly muons. Cherenkov radiation from these muons is detected by neutrino detectors, which reconstruct direction and energy based on the detected photons [70]. While the IceCube detector [29] has a threshold of $\sim 10^2$ GeV, Earth starts to become opaque to neutrinos with energies $\epsilon_\nu \gtrsim 10^6$ GeV, decreasing the neutrino flux that reaches the vicinity of the detector after crossing Earth [71]. So-called *upgoing* neutrinos (i.e. neutrinos whose trajectory crosses Earth before reaching the detector) with energies above $\sim 10^6$ GeV are practically undetectable, as most of them are absorbed before reaching the detector (note that this is true for muon-neutrinos; tau-neutrinos can penetrate Earth even at higher energies [71]). For upgoing muons this sets the observable energy window at $(10^2 - 10^6)$ GeV. *Downgoing* and *horizontal* neutrinos (i.e. neutrinos whose trajectory reaches the detector without crossing Earth) are detectable at practically any energy [71]. The disadvantage of such directions is the much higher background noise from atmospheric muons that are, for these directions, not filtered out by Earth. Due to this high background, most HEN analyses only

consider upgoing HEN events. The only exception is extremely-high energy neutrinos ($\gtrsim 10^6$ GeV), as atmospheric muons seldom reach such high energies.

There are several currently operating HEN telescopes, e.g., IceCube [29], a km^3 detector at the South Pole, and ANTARES [72] in the Mediterranean sea. Both ANTARES and a third detector at the lake Baikal [73] are planned to be upgraded into km^3 telescopes [74]. These km^3 -scale detectors observe HEN events and measure their energy, time, and arrival directions. While uncertainties remain in the emission mechanism and expected source flux [30], depending on the model, these km^3 -scale detectors may observe (1 – 100) HEN events in the energy range (10^2 – 10^6) GeV, for a typical GRB at 10 Mpc.

The uncertainty of muon energy reconstruction in neutrino telescopes is ~ 0.3 in $\log_{10}(\epsilon_\nu/\text{GeV})$ [75–77], becoming somewhat larger [77] for partially contained muons of greater energies. Timing resolution is expected to be on the microsecond level. Angular pointing is expected to be $\lesssim 1^\circ$ at these energies, which may allow identification of the source independently. Although we will not perform a detailed simulation of the observable signal, we shall keep in mind these experimental parameters.

IV. CALCULATIONS AND RESULTS

In this section, we characterize the effect of neutrino interactions on the observable HEN energies from jets. This effect can modify the neutrino flux from choked jets as well as from precursor neutrino emission for successful jets. We consider internal shocks for the calculation of the temporal structure and derive the energy-dependent onset time and duration for HEN emission.

A. Optical Depth for High-Energy Neutrinos

Given the mass distribution $\rho(r)$ in a star, one can employ the expression for the neutrino mean free path described in the previous section to calculate the HEN optical depth of the star for a given distance from the center. We are interested in the innermost radius at which neutrinos can escape from the star.

The optical depth τ of the star at a distance r_0 from its center, towards neutrinos that are produced at r_0 and are moving radially outward, is

$$\tau_\nu(\epsilon_\nu, r_0) = \int_{r_0}^R \frac{1}{\lambda_\nu(\epsilon_\nu, r)} dr \quad (5)$$

where R is the stellar radius. We approximate neutrino absorption such that neutrinos with energy ϵ_ν cannot escape from below a *critical radius* r_ν for which $\tau_\nu(\epsilon_\nu, r_\nu) \approx 1$.

We calculated the optical depths for the considered massive stellar models (see Table I) as functions of radial distance r from the center of the star, as well as

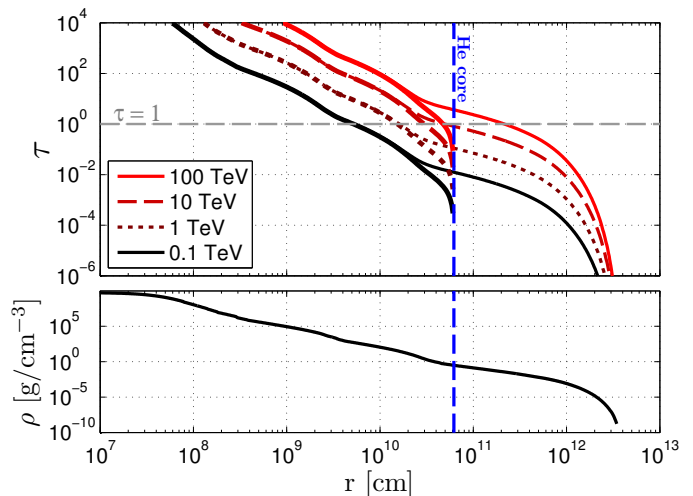


FIG. 1. **(top)** High energy neutrino optical depths as a function of distance from the center of the star for different neutrino energies for a ZAMS $15 M_\odot$ star with low metallicity. A vertical dashed line shows the radius of the helium core. As a comparison, we show the optical depth of the helium-core-only case indicated with thick lines. The horizontal dashed line shows $\tau = 1$. Above this line, the stellar envelope is opaque to neutrinos. **(bottom)** The star’s mass density as a function of distance from the center.

neutrino energy ϵ_ν . In Figure 1, we exhibit the representative behavior of the neutrino optical depth as a function of distance from the center for a stellar model with $M = 15 M_\odot$ ZAMS mass and low metallicity. We can see that the hydrogen envelope of the ZAMS $M = 15 M_\odot$ star with low metallicity, for most relevant energies, is transparent to neutrinos. We also see that, for this stellar model, the helium core becomes opaque to neutrinos with all depicted energies around $\approx 10^{10}$ cm.

To obtain r_ν as a function of neutrino energy, we inverted Equation 5 to derive the critical radii. In Figure 2, we present the critical radii for neutrinos. In the lower panel, we present the ratio of critical radius of antineutrinos and neutrinos (for the representative $M = 20 M_\odot$ low-metallicity case). One can see that the neutrino and antineutrinos have very similar critical radii. The maximum difference between the two radii is about 25%, indicating that our results on critical radii are valid for antineutrinos as well.

We have investigated the dependence of the above results on the mass and metallicity of the progenitor. To do so, we repeated the above exercise for models with low and solar metallicity, from (12–35) M_\odot listed in Table I, and plotted the critical radius as a function of energy and ZAMS mass, separately for low and solar metallicity. A contour plot indicating the effect of ZAMS stellar mass on r_ν for different metallicities and neutrino energies is shown in Figure 3. The critical radius that corresponds to the supernova-progenitor’s helium core is indicated with dashed horizontal lines (if all neutrinos

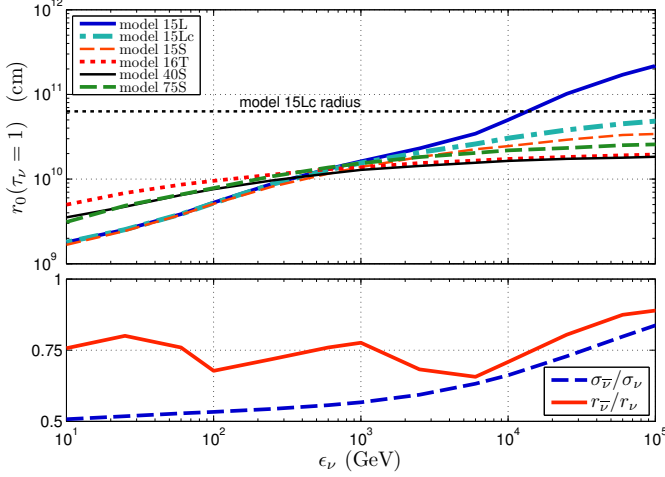


FIG. 2. **(top)** Critical radius r_ν as a function of neutrino energy for the considered progenitor models (see Table I). The horizontal dashed line shows the pre-supernova helium-core radius for the ZAMS $15 M_\odot$ star with low metallicity (model 15Lc). **(bottom)** Ratio of cross sections for neutrinos and antineutrinos $\sigma_{\bar{\nu}}/\sigma_\nu$ (data taken from [64]), and the obtained ratio of the critical radii for neutrinos and antineutrinos, as the function of neutrino energy, for the ZAMS $15 M_\odot$ star with low metallicity.

with $\epsilon_\nu < 10^6$ GeV can escape the core, the horizontal dashed line lies above the shown parameter space; this is indicated with arrows pointing upwards).

Figure 3 shows that the critical radius lies within the stellar helium core for neutrino energies of $\epsilon_\nu \lesssim 10^5$ GeV for practically all massive progenitors. Consequently, the most relevant neutrino energy range for observations will become observable somewhere beneath the stellar core, making neutrino observations from choked-GRBs relevant. The results further indicate that $r_\nu(\epsilon_\nu)$ is determined predominantly by the pre-supernova mass (and not the ZAMS mass) of the progenitors.

B. Temporal Structure of Jets

Jets have been studied numerically and analytically, and a detailed understanding has been developed; see, e.g., references in [44]. For our work, we use the semi-analytic method of Horiuchi and Ando [44] to calculate the velocity of the jet head advancing inside the star in order to characterize the temporal structure of HEN emission. This simple treatment assumes a constant jet opening angle, and will suffice to illustrate our point, but in the future this may be improved through more detailed numerical modeling of the jet morphology for individual progenitors.

Horiuchi and Ando consider the propagation of a relativistic jet with Lorentz factor $\Gamma_j \gg 1$. As the head of the jet advances through stellar matter with Lorentz fac-

tor Γ_h , a reverse and forward shock occur. The reverse shock decelerates the head, while a forward shock accelerates the stellar material to Γ_h . In the following, we use the subscripts j (jet, unshocked), h (jet head, shocked), s (stellar, shocked), and ext (stellar, unshocked) to denote quantities at different regions in and around the jet. Using this notation, the evolutions of the two shocks at the jet head are governed by the following equations [78, 79]:

$$e_s/n_s m_p c^2 = \Gamma_h - 1, \quad n_s/n_{ext} = 4\Gamma_h + 3, \quad (6)$$

$$e_h/n_h m_p c^2 = \bar{\Gamma}_h - 1, \quad n_h/n_j = 4\bar{\Gamma}_h + 3, \quad (7)$$

where m_p is the proton mass, c is the speed of light, and n_i and e_i are the particle density and internal energy measured in the fluids' rest frames. Lorentz factors are measured in the lab frame, except $\bar{\Gamma}_h = \Gamma_j \Gamma_h (1 - \beta_j \beta_h)$ that is measured in the jet's comoving frame ($\beta_j c$ is the velocity). For a jet with constant opening angle, the jet particle density at radius r is

$$n_j(r) = \frac{L_{iso}}{4\pi r^2 \Gamma_j^2 m_p c^3} \quad (8)$$

where L_{iso} is the isotropic-equivalent jet luminosity. At the jet head, the shocked jet head and shocked stellar matter are separated by a contact discontinuity, and are in pressure balance. Equating their pressures ($p_h = e_h/3$ and $p_s = e_s/3$, respectively) and using Equations (7) and (8), we arrive at

$$\frac{n_j}{n_{ext}} = \frac{(4\Gamma_h + 3)(\Gamma_h - 1)}{(4\bar{\Gamma}_h + 3)(\bar{\Gamma}_h - 1)} \quad (9)$$

We numerically solve Equation (9) using the appropriate stellar particle number density $n_{ext} = n_{ext}(r)$ of the considered stellar models (see Table I) to obtain the jet propagation velocity as a function of radius. We took the terminal Lorentz factor of the jet head to be Γ_j in the limit of zero density. Similarly to Ref. [44], we find that the velocity of the jet head is practically independent of the gamma factor Γ_j of the jet, and increases with the isotropic equivalent energy L_{iso} of the jet (in the relativistic limit, the gamma factor of the jet head $\Gamma \propto \Gamma_j^{1/4}$ [15]).

C. Energy-dependent Emission Onset Time

The skewed neutrino emission due to stellar neutrino-opacity can be characterized through the temporal structure of observable emission. Let t_0 be the time when the relativistic jet reaches the shock radius $r_s \approx \Gamma_j^2 c \delta t \approx 3 \times 10^9$ cm. At this radius, internal shocks can form, causing HEN production to commence [34]. Neutrinos that are produced while the jet is still beneath the stellar surface may only be able to escape from the star through the envelope at a later, energy-dependent “escape” time $t_e(\epsilon_\nu)$, where ϵ_ν is the energy of the neutrino. At $t_e(\epsilon_\nu)$

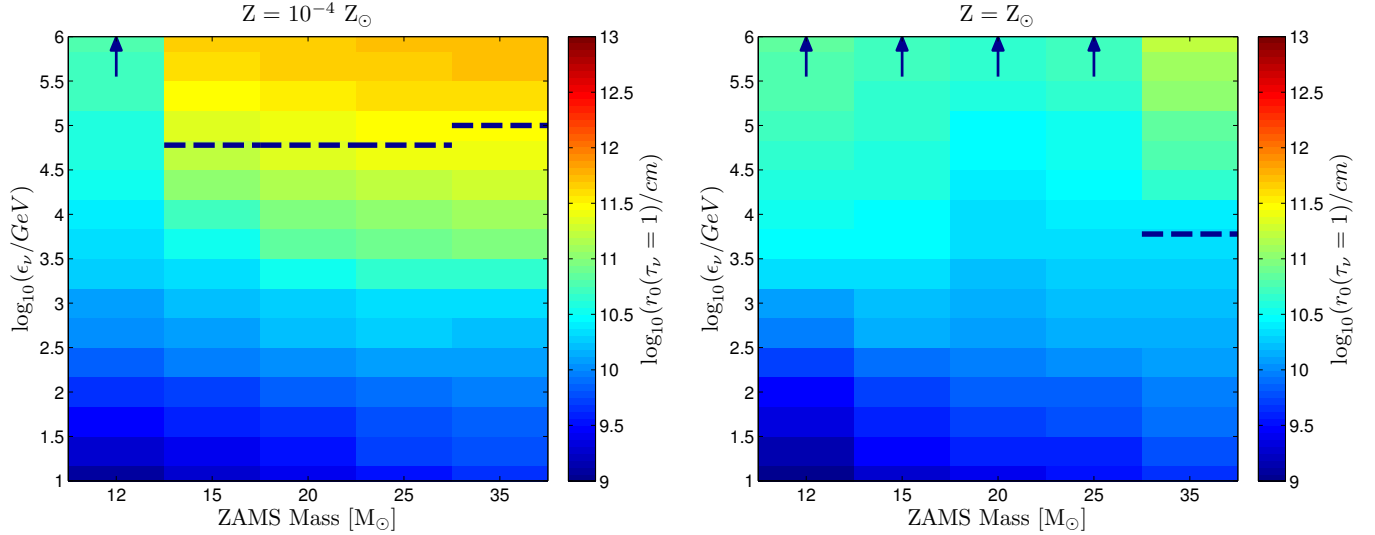


FIG. 3. Critical radius $r_{\nu} = r_0(\tau_{\nu} = 1)$ as the function of ZAMS stellar mass and neutrino energy ϵ_{ν} for low-metallicity (**left**) and Solar-metallicity (**right**) simulations by Woosley et al. [52], and Heger et al. [58]. The horizontal dashed lines show, for each ZAMS mass, the energy for which the critical radius is equal to the pre-supernova helium core radius (if all neutrinos with $\epsilon_{\nu} < 10^6$ GeV can escape the core, the horizontal dashed line lies above the shown parameter space; this is indicated with arrows pointing upwards). Consequently, neutrinos with energies above the dashed lines cannot escape if produced inside the helium core. Note that, as shown for an example in Figure 1, the presence of the hydrogen envelope has only small effect on this threshold energy.

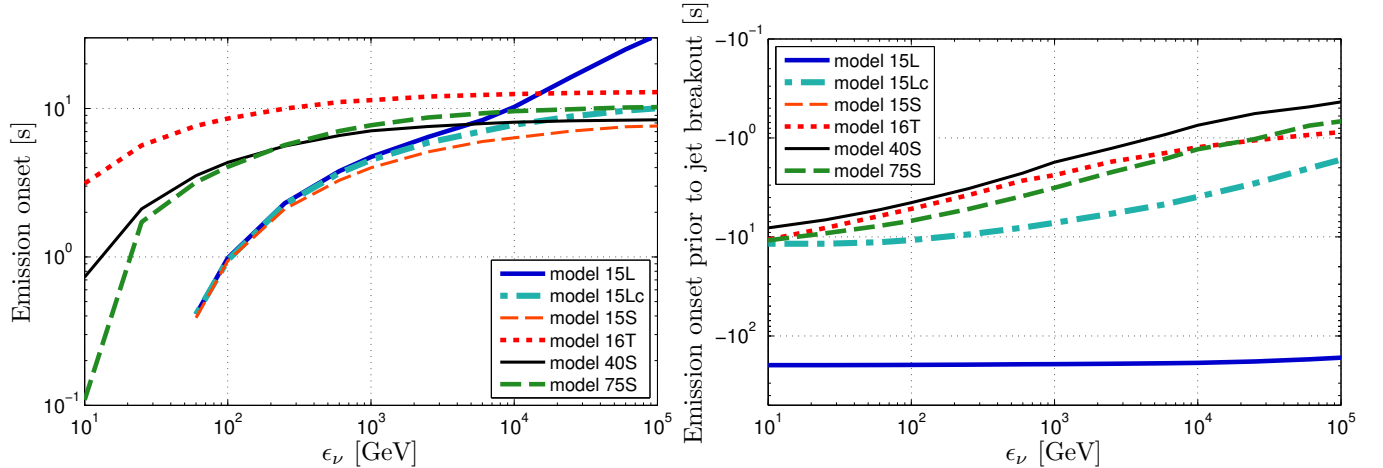


FIG. 4. (**left**) Onset of observable HEN emission measured from the time when HEN production commences ($t_e(\epsilon_{\nu}) - t_0$), as a function of neutrino energy, for different stellar progenitors. (**right**) Time of jet breakout measured from the time of the onset of observable HEN emission ($t_{br} - t_e(\epsilon_{\nu})$), as a function of neutrino energy, for different stellar progenitors. The calculations are carried out for the stellar models in Table I with jet energy $L_{iso} = 10^{52}$ ergs $^{-1}$ and jet Lorentz factor $\Gamma_j = 10$.

the jet has advanced far enough so the remaining envelope and the jet itself is no longer opaque to neutrinos with energy ϵ_{ν} . More specifically, we take $t_e(\epsilon_{\nu})$ to be the time when the jet reached the critical radius r_{ν} for which $\tau_{\nu}(\epsilon_{\nu}, r_{\nu}) = 1$.

In Figure 4 (left), we show $t_e(\epsilon_{\nu}) - t_0$ (observer frame) as a function of ϵ_{ν} for different stellar progenitors, which we calculated assuming a mildly relativistic ($\Gamma_j = 10$)

jet with $L_{iso} = 10^{52}$ ergs $^{-1}$ output. We can see that as neutrinos with lower energies can easily escape through the stellar envelope, one finds $t_e(\epsilon_{\nu} \ll 100 \text{ GeV}) - t_0 \approx 0$.

It is also interesting to compare the escape time $t_e(\epsilon_{\nu})$ with the jet breakout time t_{br} from the stellar envelope. The point of jet breakout was chosen to coincide with the jet reaching the radius at which the simulated stellar progenitor models end. This corresponds to a sharp drop in

matter density, dropping below $10^{-10} \text{ g cm}^{-3}$ for models 15L and 16T, and dropping below $10^{-4} \text{ g cm}^{-3}$ for models 40S and 75S, while the simulation ends at 10^{13} cm for model 15S. Due to the low densities at the boundary of the simulated progenitors, the results should be robust to the specific choice of jet breakout radius. We note that the bulk of the gamma-ray emission from the jet may be shortly delayed compared to the breakout due to dissipation within the jet until the jet advances to a distance of $\gtrsim 10^{13} \text{ cm}$ [13, 80–82]. The GRB will become detectable within a few seconds after the jet head leaves the helium core [83].

Figure 4 (right) shows the time it takes for the jet to break out of the star from the point from which neutrinos can first escape (i.e. $t_{br} - t_e(\epsilon_\nu)$), as a function of ϵ_ν for different stellar progenitors. As before, a mildly relativistic ($\Gamma_j = 10$) jet with $L_{iso} = 10^{52} \text{ erg s}^{-1}$ output has been used. A disadvantage of using t_{br} for comparison is that it is only available for successful jets, and therefore it cannot be used to characterize, e.g., choked GRBs.

As the figure shows, when the jet is close to the center of the progenitor, only low energies neutrinos can escape the star. Gradually, as the jet proceeds outward, higher energy neutrinos become observable. Consequently, neutrinos escaping (and observed) earlier are expected to have lower energies, leading to a time dependent neutrino energy distribution, with the average energy increasing with time. Such distribution may be indicated upon the detection of multiple neutrinos from a CCSN. The precise relationship of the energy-dependent onset times and emission durations of HENs can encode information about the progenitors' density profile and composition.

D. Dependence on source parameters

The results presented above were calculated for sources with mildly relativistic jets ($\Gamma_j = 10$) with L_{iso} luminosity, and with jet variability of δt . From these parameters, Γ_j and δt determine the shock radius r_s (see Sec. IV C). For greater Γ_j and δt , neutrino production will commence only at a greater radius, changing the lowest radius and earliest time from which neutrinos are observable. The jet luminosity L_{iso} affects the jet head velocity, with greater (smaller) L_{iso} corresponding to greater (smaller) velocity, which in turn change the time scale on Figure 4; the jet head velocity is practically independent of Γ_j and δt (see also [44]). These dependencies, however, do not affect our conclusions qualitatively.

V. INTERPRETATION OF ENERGY AND TIME STRUCTURE OF NEUTRINO EMISSION

A. Strong-signal limit

For a very nearby CCSN or GRB, one expects a modestly large HEN flux of perhaps $\gtrsim 100$ events. Although

this possibility is rare, it does represent a rather lucrative opportunity. The highest energy neutrino detected from such a source at any time constrains the total matter content of the envelope above the jet head at that time. Therefore, one can take the opportunity to map the inner stellar density profile and the jet's velocity.

Comparison of the emission onset profiles of different stellar progenitor models in Figure 4 (left panel) shows that, with a high-enough HEN flux, the stellar models have distinguishable energy-time profiles (i.e. cutoff energies as a function of time). For example, for a 5s long precursor emission, the groups of models {16T}, {40S,75S} and {15L, 15Lc,15S} are distinguishable, while members of a given group have practically the same energy cutoff.

Another consequence of the radius-dependent neutrino energy cut-off is that neutrinos emitted by choked relativistic jets (e.g., choked GRBs) will have an energy cut-off, resulting in lower average energy than jets that successfully break through to the surface of the star (e.g., successful GRBs). Such a difference can possibly be indicated upon the detection of a sufficient number of neutrinos from a set of CCSN with and without electromagnetic counterparts. The indication of a difference in average energies from successful and choked jets can provide information, e.g., on the distance the choked jets advance before they stall, a possible indicator of the energy and/or baryon content of the jets.

B. Weak-signal limit

Most observed astrophysical sources will only lead to $\mathcal{O}(1)$ detected neutrinos. Therefore, we find it more practical to consider the possibility that only a few neutrinos are detected. In the following, we explore some ideas for recovering structural information of the progenitors using only a few observed HENs. Such recovery may not be conclusive for every detected source, but for specific detections where the energy and timing of detected neutrinos are favorable, it can provide important information about the source.

1. HEN timing prior to time of jet breakout

The time difference between the onset of the (energy-dependent) observable HEN emission and the jet breakout can be used to constrain the possible progenitors, potentially even with one detected HEN. If the observation time of a detected neutrino and the time of the jet breakout differs more than what is allowed for a progenitor model, the respective progenitor model can be ruled out or weakened. For example, if one detects a HEN with reconstructed energy $\epsilon_\nu \approx 10^3 \text{ GeV}$ approximately ~ 5 sec before the jet breakout, Figure 4 (right) suggests that one can practically rule out models {15S,16T,40S,75S}, while models {15L,15Lc} are possible progenitors. We note that it may be difficult to directly observe the time

of jet breakout as the gamma-ray photosphere typically lies above the stellar surface.

2. HEN relative timing

It is also possible to constrain progenitors even if the jet does not break out of the star. In this case, the time difference between at least two observed neutrinos can be used to constrain possible progenitors by determining whether the observed time difference is possible or likely for a given progenitor model and the reconstructed neutrino energies. For example, the observation of two neutrinos, both with energies $\epsilon_\nu \approx 10^3$ GeV with ~ 10 sec time difference would rule out all models but 15L out of those considered in Figure 4, indicating the presence of a hydrogen envelope.

3. Jet duration vs. onset of neutrino emission

Neutrinos above $\epsilon_\nu \gtrsim 10^3$ GeV for all models but 15L are emitted only in a small fraction of the time the jet spends within the progenitor. Since it is unlikely that jets are fine-tuned such that they stop just before breaking out of the star, the detection of HENs with $\epsilon_\nu \gtrsim 10^3$ GeV from confirmed astrophysical sources with no EM counterparts would make it highly probable that the progenitors have kept their hydrogen envelope prior to explosion.

4. Neutrinos and gravitational waves

The coincident observation of gravitational-waves and HENs from a common source has far-reaching astrophysical implications [27, 84]. The relation between the observed times of arrival of gravitational waves and HENs from a stellar core collapse could provide information on the stellar structure below the shock region of $\gtrsim 10^{10}$ cm (complementary to information from HENs and EM radiation, which map the structure at and above the shock region).

The time relativistic jets take to cross the stellar envelope is likely comparable to or less than the observed duration of prompt gamma-ray emission (as the duration of the outflow fed by the central engine is unlikely to be fine-tuned to the envelope crossing time). Given the observed long-GRB durations of $\approx (10 - 100)$ s and expected stellar progenitor densities at small radii, the jet is only likely to be able to cross the envelope within $\approx (10 - 100)$ s if the stellar density significantly decreases along the rotational axis [83]. Gravitational-wave emission from the stellar progenitor is likely connected to the onset of jet propagation (core-collapse and the formation of an accretion disk are both potential sources of gravitational waves [85]). Consequently, comparing the time of arrival of gravitational wave signals and HENs from a GRB or supernova progenitor can provide information on

stellar densities below the shock region, and may provide information on the development of jets (see [83]).

5. Extremely high energy neutrino triggers

Extremely high energy neutrinos of energies $\epsilon_\nu \gtrsim 100$ TeV may be emitted once the relativistic jet becomes sparse enough such that neutrino production is not suppressed by strong magnetic fields or high synchrotron-photon density [44, 63]. The emission of such extremely high energy neutrinos may commence only once the jet has advanced substantially, likely outside the helium envelope [44]. These neutrinos will therefore be produced only *after* most lower energy HENs are created while the jet is at lower radii (we note that the central engine of GRBs may show activity on a longer time scale than the prompt gamma-ray emission [86], therefore weaker, longer duration neutrino emission is also plausible). Processes other than internal shocks, such as the jet's interaction with the interstellar medium, can further produce so-called ultra high energy neutrinos with energies up to 10^{10} GeV that may be of interest here [36, 87, 88]. Hence, it may be interesting to search for $\gtrsim 100$ TeV neutrinos in coincidence with $\lesssim 100$ TeV neutrinos that arrived *prior* to an extremely high energy neutrino up to tens of seconds.

While HEN detectors mainly use Earth as a shield from atmospheric muons, extremely high energy neutrinos with $\epsilon_\nu \gtrsim 1$ PeV are also absorbed before they can cross Earth, and thus can only be detected from downgoing and horizontal directions [71]. Even though there is an abundant atmospheric muon background from these directions in the detector, these muons have lower energies; hence, astrophysical extremely high energy neutrinos are relatively easy to identify.

Based on the above model, a search could be performed for extremely high energy neutrinos in coincidence with $\lesssim 100$ TeV neutrinos that arrived from the same direction, prior to the extremely high energy neutrino up to tens of seconds. This search could be particularly interesting, as $\lesssim 100$ TeV neutrino data have not been utilized in searches for astrophysical neutrinos (nevertheless, these downgoing events are recorded and stored for IceCube [89]).

VI. SUMMARY AND OUTLOOK

We investigated the opacity of massive pre-supernova stars to high energy neutrinos (HENs) in order to address the question: What do the times of arrival of detected high energy neutrinos tell us about the properties of their source? We investigated the effect of opacity on the observable HEN emission from both successful and choked jets. In particular, we have examined various zero-mass main sequence (ZAMS) stellar masses from

(12-75) M_{\odot} for low-metallicity non-rotating and stellar-metallicity rotating cases.

For the considered progenitors, we presented the energy-dependent critical radius from which HENs cannot escape. We found that the presence of the stellar hydrogen envelope has a negligible effect on the optical depth for neutrino energies of $\epsilon_{\nu} \lesssim 10^5$ GeV, i.e. the most relevant energy range for HEN detection. The critical radius, however, largely varies with ϵ_{ν} within the helium core, which has relevant consequences on observations.

The neutrino emission spectrum changes as the relativistic jet advances in the star. Considering mildly relativistic jets ($\Gamma_j \approx 10$) and HEN production in internal shocks, the energy dependence of the onset of neutrino emission is shown in Figure 4. Such time dependence can provide important information on the stellar structure. For instance, with observation of multiple HENs, the detected neutrino energies and times provide constraints on stellar density at different depths in the star. The energy of a detected precursor HEN can also provide information on the maximum time frame in which the relativistic jet will break out of the star and become observable.

We examined how neutrino interaction with dense stellar matter can be used to probe stellar progenitors. We investigated both the strong and weak-signal limits, i.e. when many or only a few neutrinos are detected, respectively. We demonstrated that under favorable conditions one can use the time difference between a precursor neutrino and the jet breakout to exclude some progenitor models. The relative times of arrival for multiple neutrinos may also be sufficient to exclude progenitor models, even with no observed electromagnetic emission. Additionally, the detection of HENs with energies above $\gtrsim 10^3$ GeV from choked GRBs makes it likely that the progenitor possessed a hydrogen envelope prior to explosion. Also, while the detection of HENs and electromagnetic signals can provide information on the stellar region at and above the shock radius, the coincident detection of HENs with gravitational waves [84] may be informative w.r.t. jet development and propagation below the shock radius. We proposed the use of extremely-high energy

neutrinos ($\epsilon_{\nu} \gtrsim 100$ TeV) detected by cubic-kilometer neutrino detectors such as IceCube for searches for coincident *downgoing* neutrinos. These extremely-high energy events probably arrive after other lower energy events that can be used in a coincident analysis. Downgoing neutrinos with lower energies are typically not used in searches due to the large atmospheric muon background from these directions and energies.

A future extension of this work will be the calculation of neutrino fluxes from different radii, similar to the calculations of Razzaque et al. [63], who estimated the flux for two different radii, but without timing information. Such addition to the temporal structure of neutrino energies can provide a more detailed picture of not only the information in neutrinos about the progenitor, but also the likelihood of detecting neutrinos with given information content.

We note here that the uncertainty in the reconstructed energy and timing of HENs introduces uncertainty in the measurement of the onset of HEN emissions at the energies of the detected neutrinos. These uncertainties need to be taken into account when comparing emission models to observations. Additionally, there could be other factors, e.g., physics related to jet propagation, that we have treated schematically in this work, but could have similar impact on the temporal structure of HEN events. However, we have pointed out some generic features which should motivate future work that investigates experimental detectability of these features.

ACKNOWLEDGMENTS

We thank Christian Ott for collaboration in early stages. We specially thank John Beacom, Alessandra Corsi, Doug Cowen, Chad Finley, Shunsaku Horiuchi, Peter Mészáros and Kohta Murase for valuable discussions and feedback on the manuscript. I.B. and S.M. are grateful for the generous support of Columbia University in the City of New York and the National Science Foundation under cooperative agreements PHY-0847182.

-
- [1] T. J. Galama and et al., *Nature* **395**, 670 (1998), [arXiv:astro-ph/9806175](#).
 - [2] J. S. Bloom, S. R. Kulkarni, and S. G. Djorgovski, *Astron. J.* **123**, 1111 (2002).
 - [3] K. Z. Stanek *et al.*, *Astrophys.J.* **591**, L17 (2003), [astro-ph/0304173](#).
 - [4] S. E. Woosley and J. S. Bloom, *Annu. Rev. Astron. Astrophys.* **44**, 507 (2006).
 - [5] J. Hjorth and J. S. Bloom, To appear as Chapter 9 in "Gamma-Ray Bursts", eds. C. Kouveliotou, R. A. M. J. Wijers, S. E. Woosley, Cambridge University Press, 2011; [arXiv:1104.2274](#) (2011).
 - [6] M. Modjaz, *Ast. Nachr.* **332**, 434 (2011).
 - [7] G. Cavallo and M. Rees, *Mon.Not.Roy.Astron.Soc.* **183**, 359 (1978).
 - [8] J. Goodman, *Astrophys.J.* **308**, L47 (1986).
 - [9] B. Paczynski, *Astrophys.J.* **308**, L43 (1986).
 - [10] T. Piran, *Phys.Rept.* **314**, 575 (1999), [astro-ph/9810256](#).
 - [11] B. Zhang and P. Meszaros, *Int.J.Mod.Phys. A* **19**, 2385 (2004), [astro-ph/0311321](#).
 - [12] T. Piran, *Rev.Mod.Phys.* **76**, 1143 (2004), [astro-ph/0405503](#).
 - [13] P. Mészáros, *Reports on Progress in Physics* **69**, 2259 (2006), [arXiv:astro-ph/0605208](#).
 - [14] P. Mészáros and M. J. Rees, *Astrophys. J.* **405**, 278 (1993).

- [15] P. Mészáros and E. Waxman, Phys. Rev. Lett. **87**, 171102 (2001).
- [16] Y. F. Huang, Z. G. Dai, and T. Lu, Mon. Not. R. Astron. Soc. **332**, 735 (2002), [arXiv:astro-ph/0112469](#).
- [17] A. M. Soderberg, D. A. Frail, and M. H. Wieringa, Astrophys. J. Lett. **607**, L13 (2004).
- [18] E. Pian *et al.*, Nature **442**, 1011 (2006), [astro-ph/0603530](#).
- [19] N. Smith *et al.*, submitted to MNRAS, [arXiv:1108.2868](#) (2011).
- [20] A. Soderberg *et al.*, (2009), 0908.2817.
- [21] E. Berger, S. R. Kulkarni, D. A. Frail, and A. M. Soderberg, Astrophys. J. **599**, 408 (2003).
- [22] M. H. van Putten, Astrophys. J. **611**, L81 (2004), [astro-ph/0407112](#).
- [23] S. E. Woosley and A. I. MacFadyen, Astron. Astrophys. Suppl. Ser. **138**, 499 (1999).
- [24] K. Murase, K. Ioka, S. Nagataki, and T. Nakamura, Astrophys. J. **651**, L5 (2006), [arXiv:astro-ph/0607104](#).
- [25] N. Gupta and B. Zhang, Astropart. Phys. **27**, 386 (2007), [arXiv:astro-ph/0606744](#).
- [26] X.-Y. Wang, S. Razzaque, P. Mészáros, and Z.-G. Dai, Phys. Rev. D **76**, 083009 (2007), [arXiv:0705.0027](#).
- [27] B. Baret and *et al.*, Astropart. Phys. **35**, 1 (2011).
- [28] F. Halzen and S. R. Klein, Review of Scientific Instruments **81**, 081101 (2010), 1007.1247.
- [29] J. Ahrens *et al.*, Astroparticle Physics **20**, 507 (2004), [arXiv:astro-ph/0305196](#).
- [30] R. Abbasi *et al.*, Nature (London) **484**, 351 (2012), 1204.4219.
- [31] K. Murase, Phys. Rev. D **76**, 123001 (2007), 0707.1140.
- [32] R. Narayan, B. Paczynski, and T. Piran, Astrophys. J. **395**, L83 (1992), [astro-ph/9204001](#).
- [33] M. Rees and P. Meszaros, Astrophys. J. **430**, L93 (1994), [astro-ph/9404038](#).
- [34] E. Waxman and J. Bahcall, Phys. Rev. Lett. **78**, 2292 (1997).
- [35] J. P. Rachen and P. Meszaros, Phys. Rev. D **58**, 123005 (1998), [astro-ph/9802280](#).
- [36] E. Waxman and J. N. Bahcall, Astrophys. J. **541**, 707 (2000), [hep-ph/9909286](#).
- [37] Z. Li, Z. Dai, and T. Lu, Astron. Astrophys. **396**, 303 (2002), [astro-ph/0208435](#).
- [38] C. D. Dermer and A. Atoyan, Phys. Rev. Lett. **91**, 071102 (2003), [astro-ph/0301030](#).
- [39] S. Ando, J. F. Beacom, and H. Yuksel, Phys. Rev. Lett. **95**, 171101 (2005), [astro-ph/0503321](#).
- [40] S. Horiuchi *et al.*, Astrophys. J. **738**, 154 (2011), 1102.1977.
- [41] M. Botticella *et al.*, (2011), 1111.1692.
- [42] S. Razzaque, P. Mészáros, and E. Waxman, Phys. Rev. Lett. **93**, 181101 (2004).
- [43] S. Ando and J. F. Beacom, Phys. Rev. Lett. **95**, 061103 (2005).
- [44] S. Horiuchi and S. Ando, Phys. Rev. D **77**, 063007 (2008).
- [45] S. E. Woosley, Astrophys. J. **405**, 273 (1993).
- [46] B. Paczynski, Astrophys. J. **494**, L45 (1998), [astro-ph/9710086](#).
- [47] A. I. MacFadyen, S. E. Woosley, and A. Heger, Astrophys. J. **550**, 410 (2001).
- [48] B. D. Metzger, D. Giannios, T. A. Thompson, N. Bucciantini, and E. Quataert, Mon. Not. Roy. Astron. Soc. **413**, 2031 (2011).
- [49] C. D. Matzner, Mon. Not. Roy. Astron. Soc. **345**, 575 (2003).
- [50] K. Z. Stanek *et al.*, Acta Astron. **56**, 333 (2006), [astro-ph/0604113](#).
- [51] N. Langer, M. F. El Eid, and I. Baraffe, A&A **224**, L17 (1989).
- [52] S. E. Woosley, A. Heger, and T. A. Weaver, Rev. Mod. Phys. **74**, 1015 (2002).
- [53] B. Paczynski, Astrophys. J. Lett. **494**, L45 (1998), [arXiv:astro-ph/9710086](#).
- [54] L. Dessart *et al.*, Monthly Notices of the Royal Astronomical Society, no (2011).
- [55] J. S. Vink and A. de Koter, A&A **442**, 587 (2005), [arXiv:astro-ph/0507352](#).
- [56] S. E. Woosley and A. Heger, Astrophys. J. **637**, 914 (2006).
- [57] N. Smith, W. Li, A. V. Filippenko, and R. Chornock, Mon. Not. Roy. Astron. Soc. **412**, 1522 (2011).
- [58] A. Heger, S. E. Woosley, and H. C. Spruit, Astrophys. J. **626**, 350 (2005).
- [59] K. Murase, T. A. Thompson, B. C. Lacki, and J. F. Beacom, Phys. Rev. D **84**, 043003 (2011), 1012.2834.
- [60] J. Arons, Astrophys. J. **589**, 871 (2003), [astro-ph/0208444](#).
- [61] N. Bucciantini, E. Quataert, J. Arons, B. Metzger, and T. A. Thompson, (2007), 0707.2100.
- [62] K. Murase, P. Meszaros, and B. Zhang, Phys. Rev. D **79**, 103001 (2009), 0904.2509.
- [63] S. Razzaque, P. Mészáros, and E. Waxman, Phys. Rev. D **68**, 083001 (2003).
- [64] R. Gandhi, C. Quigg, M. H. Reno, and I. Sarcevic, Phys. Rev. D **58**, 093009 (1998).
- [65] S. Razzaque and A. Y. Smirnov, ArXiv (2009), 0912.4028.
- [66] G. C. Hill, Astropart. Phys. **6**, 215 (1997).
- [67] J. A. C. Pena, G. Parente, and E. Zas, Phys. Rev. B **507**, 231 (2001).
- [68] J. F. Beacom, N. F. Bell, D. Hooper, S. Pakvasa, and T. J. Weiler, Phys. Rev. D **68**, 093005 (2003).
- [69] W. Winter, (2012), 1201.5462.
- [70] J. Braun *et al.*, Astropart. Phys. **29**, 299 (2008), 0801.1604.
- [71] D. Guetta and *et al.*, Astropart. Phys. **20**, 429 (2004).
- [72] P. Coyle, ArXiv (2010), 1002.0754.
- [73] A. Avrorin *et al.*, Nucl. Instrum. Methods Phys. Res., Sect. A **626-627**, S13 (2011).
- [74] M. de Jong Representing the KM3NeT Consortium, Nucl. Instrum. Methods Phys. Res., Sect. A **623**, 445 (2010).
- [75] J. Ahrens *et al.*, Nucl. Instrum. Methods Phys. Res., Sect. A **524**, 169 (2004).
- [76] A. Romeyer, R. Bruijn, J.-d.-D. Zornoza, and ANTARES collaboration, **3**, 1329 (2003), [arXiv:hep-ex/0308074](#).
- [77] IceCube Collaboration, R. Abbasi *et al.*, Phys. Rev. D **83**, 012001 (2011).
- [78] R. Blandford and C. McKee, Phys. Fluids **19**, 1130 (1976).
- [79] R. Sari and T. Piran, Astrophys. J. **455**, L143 (1995), [astro-ph/9508081](#).
- [80] M. J. Rees and P. Mészáros, Astrophys. J. **628**, 847 (2005), [arXiv:astro-ph/0412702](#).
- [81] L. Li, Monthly Notices of the Royal Astronomical Society **380**, 621 (2007), [arXiv:astro-ph/0703144](#).

- [82] P. Mészáros and M. J. Rees, *Astrophys. J. Lett.* **733**, L40 (2011), 1104.5025.
- [83] P. Mészáros and M. J. Rees, *Astrophys. J. Lett.* **556**, L37 (2001), [arXiv:astro-ph/0104402](#).
- [84] I. Bartos, C. Finley, A. Corsi, and S. Márka, *Phys. Rev. Lett.* **107**, 251101 (2011).
- [85] B. Baret *et al.*, *ArXiv* (2011).
- [86] K. Ioka, S. Kobayashi, and B. Zhang, *Astrophys. J.* **631**, 429 (2005), [arXiv:astro-ph/0409376](#).
- [87] E. Waxman and J. N. Bahcall, *Astrophys. J.* **541**, 707 (2000).
- [88] M. Vietri, *Nuclear Physics B Proceedings Supplements* **69**, 694 (1999).
- [89] S. Toscano, *Nuclear Instruments and Methods in Physics Research Section A: Accelerators, Spectrometers, Detectors and Associated Equipment* , (2012).