

The Origin of Long, Short and Low-luminosity Gamma-Ray Bursts

Tsvi Piran¹, Omer Bromberg¹, Ehud Nakar², Re'em Sari¹

¹Racah Institute of Physics, The Hebrew University, Jerusalem 91904, Israel

² Raymond and Beverly Sackler School of Physics & Astronomy,
Tel Aviv University, Tel Aviv 69978, Israel

Talk given by Tsvi Piran, email : tsvi.piran@mail.huji.ac.il

Abstract

The origin of Gamma-Ray Bursts is one of the most interesting puzzles in recent astronomy. During the last decade a consensus formed that long GRBs (LGRBs) arise from the collapse of massive stars and that short GRBs (SGRBs) have a different origin, most likely neutron star mergers. A key ingredient of the Collapsar model that explains how the collapse of massive stars produces a GRB is the emergence of a relativistic jet that penetrates the stellar envelope. The condition that the emerging jet penetrates the envelope poses strong constraints on the system [1]. Using these constraints we show that: (i) Low luminosity GRBs *ll*GRBs, a sub population of GRBs with a very low luminosities (and other peculiar properties: single peaked, smooth and soft) cannot be formed by Collapsars [2]. They have a different origin (most likely a shock breakout). (ii) On the other hand regular LGRBs must be formed by Collapsars [3]. (iii) While for BATSE the dividing duration between Collapsars and non-Collapsar is indeed at ~ 2 sec, the dividing duration is different for other GRBs detectors [4]. In particular most *Swift* bursts longer than 0.7 sec are of a Collapsar origin. This last results requires a revision of many conclusions concerning the origin of *Swift* SGRBs which were based on the classical 2 sec limit.

Gamma ray bursts (GRBs) are among the most amazing transients known. In a few second a GRB a comparable amount of energy than a star like our sun emits in its whole life time. Their origin has puzzled astronomers since their serendipitous discovery in the late sixties. After two decades in which it was believed that the GRBs are Galactic it was realized in the early nineties that they have a cosmological origin [5, 6, 7]. The distance scale have set immediately the energy scale to be $\gtrsim 10^{51}$ erg (including beaming corrections that were realized towards the end of the nineties [8, 9, 10]). Together with the short time scale this has led inevitably to the conclusion that the events involve the formation of a newborn compact object, most likely a black hole. This conclusion has left practically just two progenitors candidates: A collapsing massive star or the

merger of two neutron stars (or a neutron star and a black hole).

The observations of a few (long) GRB afterglows in 1997 revealed that those bursts arose in star forming regions. Paczynski [11] who noticed that, quickly suggested that LGRBs are related to core collapse events. At roughly the same time MacFadyen & Woosley [12] suggested the Collapsar model. According to this model a GRB is produced by a relativistic jet that emerges from the center of a massive collapsing star and penetrates the stellar envelope. By now the name Collapsar is used with different variations¹. We stress that here we use this original definition for a Collapsar: *A jet that penetrates the envelope of a Collapsing star*. Using numerical simulations MacFadyen & Woosley [12] demonstrated that a relativistic jet can indeed penetrate a stellar envelope. Again roughly at the same time Galama et al [13], discovered that GRB 980425 was associated with the powerful type Ic supernova: Sn 1998bw. However GRB 940425 was a strange GRB. It was very weak, with an energy a few orders of magnitude less than typical GRBs. Additionally it was single peaked and smooth and it had a very soft spectrum. It was not clear that this was a regular GRB and hence it was not enough to demonstrate a GRB-SNe connection. Shortly after that Bloom et al. [14] and others discovered red bumps on the afterglows of more distant and stronger GRBs. These red bumps were interpreted as the signatures of 98bw like supernovae supporting the GRB-SNe association. However the evidence for a GRB-SNe association was inconclusive until Sn 2003dh was discovered in association with the regular GRB 030329 [15, 16]. Since then a few other SN-GRB associations were discovered. Even though most of these GRB-Sn associations are with weak smooth single peaked GRBs² this is generally considered as a proof of the Collapsar model for LGRBs.

Kouveliotou et al., [17] discovered that the BATSE's GRBs' temporal distribution is divided to two groups short ($T_{90} < 2$ sec) and long ($T_{90} > 2$ sec.). Already in 1995 it was pointed out [18, 19] that the two groups have a different spatial distribution. The observed SGRBs are significantly nearer (and weaker). This suggested the possibility of different physical origin for the two populations. As it takes time (and energy) to cross the relatively large stellar envelope it was argued that SGRBs cannot be produced by a Collapsar [20]. While it is generally true that most Collapsars produce long bursts by now we know that some Collapsar can produce SGRBs (see §3 below). However a variant on this argument that we discuss here (in §2 and 3 below) shows that most SGRBs cannot be produced by Collapsars. Lack of detection of SGRB afterglow left the situation inconclusive until in 2005 *Swift* localized the first short bursts and the first afterglows of SGRBs were detected. It turned out that some SGRBs arise in elliptical galaxies and as such these are not associated with death of massive stars. The progenitors could be neutron star mergers (as suggested already in 1989 [21]). However as yet there is no conclusive proof of this origin [22].

¹In some cases it is used for any model that involve a collapsing star, regardless whether there is a jet or not. In other cases it is used to imply a situation in which the collapsing star has an accreting black hole as a central engine.

²Another association of a regular regular GRB and an SN - GRB 101219B and SN 2010ma, was discovered recently.

We describe here new results concerning the nature of GRB progenitors. We briefly discuss in §1 some recent analytic results concerning relativistic jet penetration through the stellar envelope [1]. We then consider their implications on this picture. In §2 we demonstrate that low luminosity GRBs, those that appear in most GRB-SNe associations, cannot be produced by Collapsars [2]. While this might seem as a problem for the Collapsar model, we show in §3 that when combined with the GRBs' temporal distribution these considerations demonstrate that the long bursts originate from Collapsars [3]. Further inspection of the temporal distribution enables us [4] to estimate (in §4), for the first time, the fraction of Collapsars among SGRBs and to examine the implications of this conclusion.

1 Jet Propagation

A schematic picture of a relativistic jet propagating within a stellar envelope is depicted in Fig. 1. There are a few critical components. At the head of the jet there appears a double shock system [20]. While the jet is highly relativistic these shocks slow down the head and it typically propagates with a sub or mildly relativistic velocity. The hot material that streams sideways out of the jet's head produces a cocoon that engulfs the jet. While expanding sideways into the rest of the stellar envelope (this expansion will eventually blow out a fraction of the stellar envelope) it also squeezes the jet and produces an internal collimation shock within the jet [23].

As long as the jet is within the stellar atmosphere all its energy is dissipated at the jet's head. The total dissipated energy equals therefore the jet's luminosity times the time it takes to cross the envelope. Since the inner engine is much smaller than the envelope it is decoupled from the jet that crosses the envelope on a much larger scale and one can expect that the luminosity before and after the jet breaks out are comparable. Using the observed GRB luminosity to estimate the jet power before breakout we can estimate the duration of the dissipation phase as [1]:

$$t_B \simeq 15 \text{ sec} \cdot \left(\frac{L_{iso}}{10^{51} \text{ erg/sec}} \right)^{-1/3} \left(\frac{\theta}{10^\circ} \right)^{2/3} \left(\frac{R_*}{5R_\odot} \right)^{2/3} \left(\frac{M_*}{15M_\odot} \right)^{1/3}, \quad (1)$$

where L_{iso} is the isotropic equivalent jet luminosity, θ is the jet half opening angle and we have used typical values for a LGRB. R_* and M_* are the radius and the mass of the progenitor star, where we normalize their value according to the typical radius and mass inferred from observations of the few supernovae (SNe) associated with LGRBs. For the jet to break out the central engine must continue operating for a duration longer than t_B . If the inner engine stops before the jet's head crosses the envelope the jet will dissipate all its energy within the envelope and doesn't produce a regular GRB.

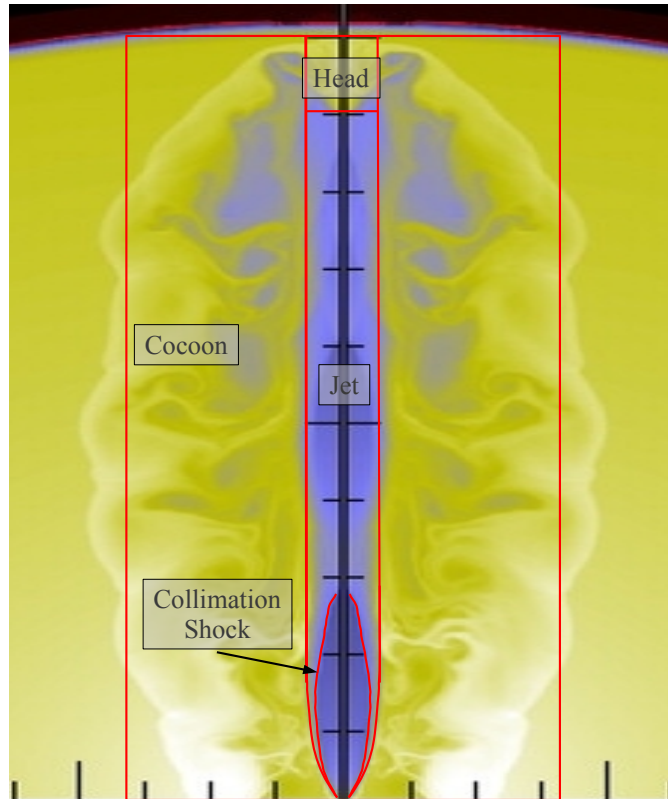


Figure 1: A schematic description of a jet propagating in a stellar atmosphere superimposed on a numerical jet simulation of [24].

2 Low luminosity GRBs

We compare now the jet breakout time with the burst's duration. The duration of the prompt emission, approximated by T_{90} , is given simply by:

$$T_{90} = t_e - t_B, \quad (2)$$

where t_e is the total time that the engine powering the jet is active. Within the Collapsar model, without fine tuning only a small fractions of the bursts should have $T_{90}/t_B \ll 1$ (see §3). Namely, it is unlikely that the engine operates just long enough to let the jet break out of the star and then stops right after breakout. This argument was used by Matzner /citeMatzner03 to argue that Collapsars cannot produce the majority of SGRBs, for which $T_{90}/t_B \ll 1$. This is indeed confirmed in Fig 2 in which the distribution of T_{90}/t_B is shown for both LGRBs and SGRBs. One can clearly see that these are two distinct populations.

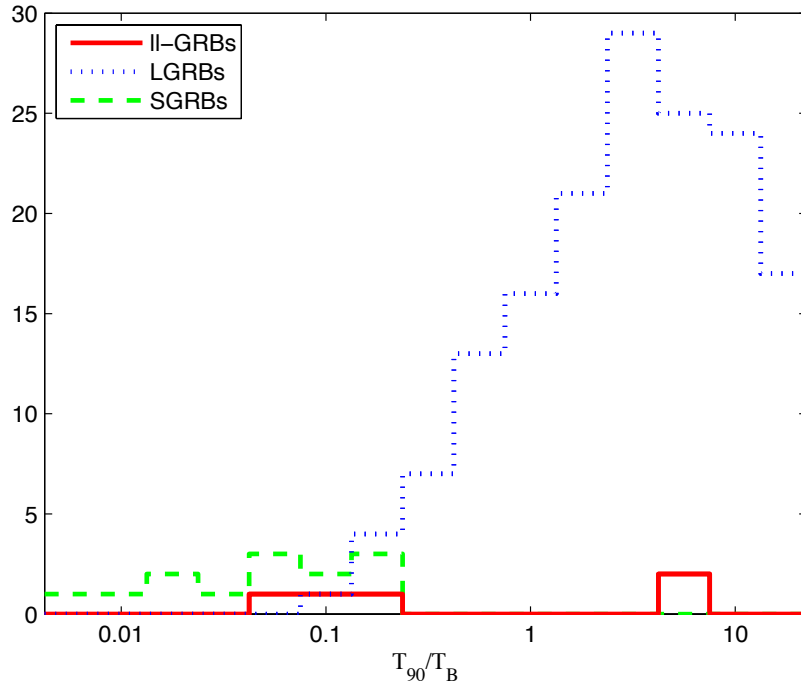


Figure 2: The distribution of T_{90}/t_B for LGRBs, ll GRBs and SGRBs (from [2]).

However, the same argument shows that another group of GRBs, low luminosity, ll GRBs, cannot be generated by Collapsars. Low luminosity GRBs are a group of six GRBs whose luminosities are around $10^{47} - 10^{49}$ ergs/sec. At least two orders of magnitude below the average luminosity of a typical GRBs. ll GRBs include GRB9890425 (the first GRB detected to accompany a Supernova - 1998bw) as well as a few other GRB-SN pairs: GRB 031203/SN2003lw; GRB060218/SN2006aj; GRB100316D/SN2010bh. GRB051109B which shows all the common properties of ll GRBs but lacks a reported SN. It is associated with a star forming region in a spiral galaxy at $z = 0.08$ [25]. Remarkably ll GRBs are not characterized just by their low luminosity. They are also single peaked, smooth and the peak energy of their photons is low. All these bursts

are at low redshifts. With such a low luminosities they couldn't have been detected from further out. While only a few ℓ GRBs have been observed their actual rate is much higher than the rate of regular LGRBs [26]. In fact the rate of ℓ GRBs is so high that they cannot be significantly beamed as even with a modest beaming corrections their rate would exceed the rates of their associated SNe - broad lines type Ibc.

Like SGRBs, the observed distribution of ℓ GRBs is inconsistent with the predictions of the collapsar model. In particular a large fraction of ℓ GRBs have $T_{90}/t_B \ll 1$. The probability that the observed ℓ GRBs T_{90}/t_B distribution is consistent with the LGRBs distribution is smaller than 5% [2] implying that ℓ GRBs have a different origin. An interesting and likely possibility is that ℓ GRBs' jets are weak and fail to breakout from their progenitors. A "failed jet" dissipates all its energy into the surrounding cocoon and drives its expansion. As the cocoon reaches the edge of the star its forward shock may become mildly or even ultra relativistic emitting the observed γ -rays when it breaks out. This idea that ℓ GRBs arise from shock breakouts was suggested shortly following the observations of GRB980425/SN1998bw [27, 28, 29]. It drew much more attention following the observation of additional ℓ GRBs with similar properties and especially with the observation of a thermal component in the spectrum of ℓ GRB 060218 [30, 31, 32]. Yet, it was hard to explain how shock breakout releases enough energy in the form of γ -rays. Katz, Budnik & Waxman [33] realized that the deviation of the breakout radiation from thermal equilibrium provides a natural explanation to the observed γ -rays. More recently, Nakar & Sari [34] calculated the emission from mildly and ultra-relativistic shock breakouts, including the post breakout dynamics and gas-radiation coupling. They find that the total energy, spectral peak and duration of all ℓ GRBs can be well explained by relativistic shock breakouts. Moreover, they find that such breakouts must satisfy a specific relation between the observed total energy, spectral peak and duration, and that all ℓ GRBs satisfy this relation. These results lend a strong support to the idea that ℓ GRBs are relativistic shock breakouts. From a historical point of view this understanding closes the loop with Colgate's [35] original idea, that preceded the detection of GRBs, that a SN shock b/breakout will produce a GRB.

As we discuss in the following section, the observed GRB duration distribution indicates the existence of many "failed jets" in which the engine time is shorter than the breakout time. This is consistent with the observations that the rate of ℓ GRBs is much higher than the rate of regular LGRBs.

3 Long GRBs and Collapsars

As most of the GRBs associated with SNe are ℓ GRBs one might think at first that this new understanding rules out the Collapsar model for LGRBs. However, on the contrary, these arguments provide a new and unexpected direct observational proof for the Collapsar origin of LGRBs [3]. Consider again Eq. 2. Under very general conditions this equation results in a flat durations distribution for

durations significantly shorter than the typical breakout time.

It follows from Eq. 2 that the distribution, $p_\gamma(T_{90})$ of the observed GRB durations is a convolution of the $p_e(t_e)$, the distribution of engine operating times, and $p_B(t_B)$ the distribution of jet breakout times. Under quite general conditions (more specifically unless p_e varies very rapidly around t_B , an unlikely situation) the following limits hold[3]:

$$p_\gamma(T_{90}) \approx \begin{cases} p_e(t_B) & T_{90} \lesssim t_B \\ p_e(T_{90}) & T_{90} \gg t_B \end{cases} . \quad (3)$$

Particularly interesting for our purpose here is the flat region, the plateau, that arises at short durations $T_{90} \lesssim t_B$. Remarkably such a plateau exists in all the observed GRB duration distributions (see Fig. 3). It wasn't observed so far because the "canonical" distribution plot [17] depicts $d \log(N)/d \log(T)$ instead of dN/dT . The longest durations of the plateau enables us to estimate t_B and from this to infer some the basic properties of the collapsing stars. We find, for example, that a typical progenitor size is $\sim 5R_\odot$. The plateau doesn't extend all the way to zero. At very short durations non-Collapsar SGRBs, that have a different origin, appear and dominate the distribution. As different detectors have different relative sensitivities to long (and soft) vs. short (and hard) GRBs the duration at which short non-Collapsars begin to dominate varies from one detector to another. To demonstrate this dependence on the detector's spectral window we artificially change BATSE's effectiveness for detection of hard SGRBs by considering only softer BATSE bursts (hardness ratio < 2.6). As expected, for this softer BATSE sample the non-Collapsars peak shrinks and the plateau extends down to shorter durations.

The appearance of this plateau (and its dependence on the observed hardness) is the first direct observational proof of the Collapsar model. It demonstrates the existence of two independent time scales that determine the bursts' duration: the overall duration that the engine operates and the time it takes the jet to penetrate the stellar envelope.

Another interesting feature seen in Fig. 3 is the rapid decline at durations larger than t_B . At this regime according to Eq. 3 the distribution is dominated by $p_e(t_e)$, thus $p_e(T_{90}) \approx p_\gamma(T_{90})$. An extrapolation of this distribution to shorter engine operating times suggests that there are numerous cases in which $t_e < t_B$ and the jet fails to break out. This is in a very nice agreement with the very large event rate of l GRB if these are interpreted as "failed jets".

4 Short non - Collapsar GRBs

Kouveliotou et al., [17] demonstrated that there are two populations of GRBs: long and short ones according to the observed duration larger or smaller than 2 sec. Shortly afterwards it became clear that these two populations have different origins[18, 19]. LGRBs arise from Collapsars and SGRBs from something else, most likely neutron star mergers. As we are still uncertain concerning the origin of SGRBs we denote them here as non-Collapsars. So far it was implicitly

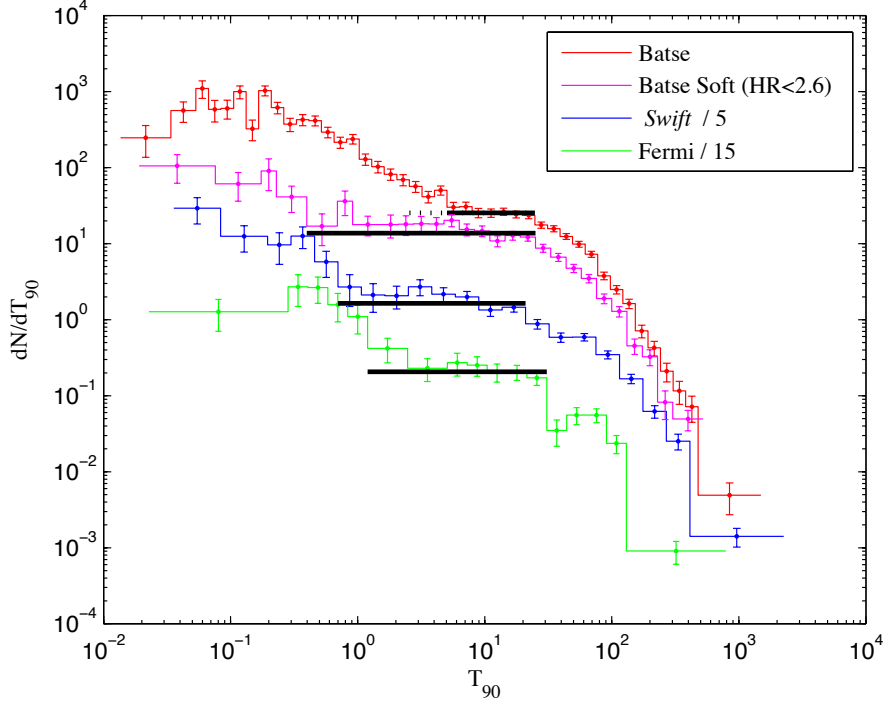


Figure 3: The duration distributions, dN/dT_{90} , of BATSE (red), *Swift* (blue) and Fermi GBM (green) GRBs. Also plotted is the distribution of the soft (hardness ratio < 2.6) BATSE bursts (magenta). For clarity the *Swift* values are divided by a factor of 5 and the Fermi GBM by 15. The dotted line that ranges down to ≈ 2 sec mark the duration range where Collapsars constitute more than 50% of the total number of BATSE GRBs. At shorter times the sample is dominated by non-Collapsars. Note that the quantity dN/dT is depicted and not $dN/d\log T$ as traditionally shown in such plots [17]. The black lines show the best fitted flat interval in each data set: 5 – 25 sec (BATSE), 0.7 – 21 sec (*Swift*), and 2.5 – 31 sec (Fermi). The upper limits of this range indicate a typical breakout time of a few dozens seconds, in agreement with the prediction of the Collapsar model. The distribution at times $\gtrsim 100$ sec can be fitted as a power law with an index $-4 < \alpha < -3$ and it reflect the activity of the inner engine. . Soft BATSE bursts show a considerably longer plateau (0.4 – 25 sec), indicating that most of the soft short bursts are in fact Collapsars (from [3].)

assumed that the division line between long and SGRB is sharp and at 2 sec regardless of the observing satellite. The existence of a plateau in the observed long (of Collapsar origin) GRBs enables us to determine, for the first time, the fractions of Collapsars vs. non-Collapsars as a function of the observed

time for every specific detector. While we cannot determine if a specific bursts is Collapsar or not we can give now [4] a probabilistic estimate for a given duration and hardness.

The basic idea is very simple. For a given detector we determine the rate of detection of bursts within the plateau. This provides an estimate for the detection rate of short durations Collapsars by this detector. Now we can compare this rate to the rate of SGRBs at any given duration and obtain the Collapsar and non-Collapsar fractions as a function of duration. This estimates is performed for different detectors or even for different detection windows (hardness) for a specific detector.

Bromberg et al., [4] have fitted the different duration distributions with a plateau (representing Collapsars) and a lognormal distribution (for non-Collapsars). The fit is remarkably good and it enables us to estimate the fraction, f_{NC} of non-Collapsars from the total number of observed GRBs as a function of the observed duration, T_{90} (see Fig. 4). For Batse $T_{90} < 2$ sec is a reasonable threshold to identify non-Collapsars. This limit results in a probability $> 70\%$ for a correct classification for BATSE bursts. However, this condition is misleading for *Swift* bursts. At $t_{90} = 2$ sec a *Swift* burst has a $97^{+2}_{-23}\%$ to be a Collapsar! Clearly, for *Swift* a 2 sec division line results in a large number of misidentified Collapsars as non-Collapsars. We propose to draw the division line between collapsars and non-Collapsars at the duration where the probability that a GRB is a non-Collapsar is 50%. With this condition, a BATSE GRB can be classified as a non-Collapsar if its $T_{90} < 3.5$ ses. *Swift* bursts can be identified as non-collapsars only if their duration $T_{90} < 0.6$ sec, while the corresponding limit for GBM is $T_{90} = 1.7$ sec.

The results shown here can be expanded and improved when we consider the hardness of the bursts.

Using these results one can go back and examine various studies of short bursts that attempted to compare short (standing for non-Collapsars) with long (Collapsars) and check the samples used. A preliminary inspection of such studies [4] reveals that in some cases the short sample used was heavily contaminated by high probability potential Collapsars (with observed duration shorter than 2 sec) and it is possible and even likely that this have dominated the results of the study.

5 Conclusions

To conclude we summarize our basic findings. According to the Collapsar model a long GRB arises once a relativistic jet that emerges from the center of a collapsing massive star penetrates the stellar envelope. As long as the jet is within the stellar envelope all its energy is dissipated. The duration of this phase depends on the jet's luminosity, its opening angle and the size and density profile of the stellar envelope.

One can expect that the duration of a burst is typically comparable or longer than the jet breakout time. Indeed a comparison of the jet breakout time, of

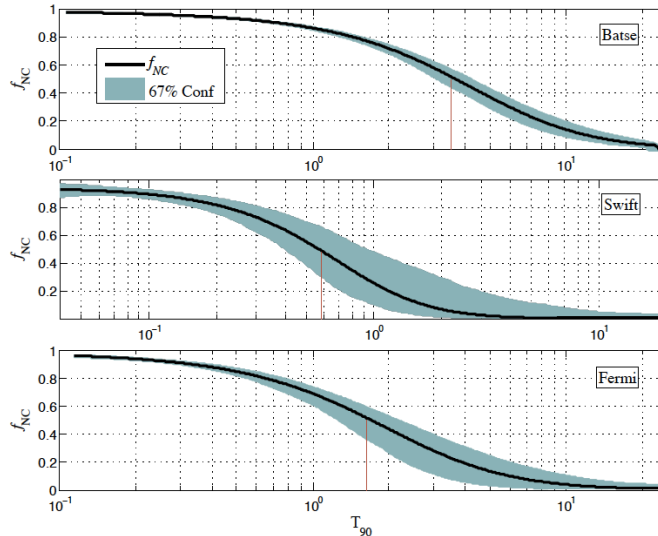


Figure 4: From top to bottom: BATSE, *Swift* and Fermi GBM fractions, f_{NC} of non-Collapsars from the total number of observed GRBs as a function of the observed duration, T_{90} . The shaded regions represent 67% confidence limits of f_{NC} . Also plotted in red are the T_{90} values for which $f_{NC} = 0.5$ (from [4]).

a typical LGRB shows that it is shorter than the duration of the burst. On the other hand the jet breakout time is much longer than the duration of a short burst. This provides the first indication that SGRBs are not produced by Collapsars. We have shown that a third group of bursts, *U*GRBs also don't satisfy this condition. This implies that *U*GRBs don't arise from Collapsars.

Within the Collapsar model the observed duration of a GRB is the difference between the time its central engine produces the jet, and the jet's breakout time. This directly implies that at short durations the rate of bursts produced by Collapsars should be independent of their duration. We have shown that such a behavior is observed in the duration distributions of all GRB satellites: BATSE, *Swift* and GBM. This provides the a direct proof of the Collapsar origin of LGRBs.

This last feature also enables us to determine the fraction of Collapsars within the observed SGRBs. This fraction depends on the characteristics of the detector. For BATSE the standard division between Collapsar and non-Collapsars is indeed at ~ 2 sec. However for the softer *Swift* many bursts shorter than 2 sec are of Collapsar origin. This might have led to some confusion in

the past in interpreting observations of these short bursts as indications for properties of non-Collapsar GRBs.

This research was supported by an Advanced ERC grant and by the Israeli center for Excellent for High Energy AstroPhysics (TP), by an ERC starting grant and an ISF grant (EN) and by Packard, Guggenheim and Radcliffe fellowships (RS).

References

- [1] Bromberg, O., Nakar, E., Piran, T., & Sari, R. 2011, Ap. J., 740, 100
- [2] Bromberg, O., Nakar, E., & Piran, T. 2011, Ap. J. Lett., 739, L55
- [3] Bromberg, O., Nakar, E., Piran, T., & Sari, R. 2012, Ap. J., 749, 110
- [4] Bromberg, O., Nakar, E., Piran, T., & Sari, R. 2011, in preparation
- [5] Meegan, C. A., Fishman, G. J., Wilson, R. B., et al. 1992, Nature, 355, 143
- [6] Piran, T. 1992, Ap. J. Lett., 389, L45
- [7] Mao, S., & Paczynski, B. 1992, Ap. J. Lett., 388, L45
- [8] Rhoads, J. E. 1997, Ap. J. Lett., 487, L1
- [9] Rhoads, J. E. 1999, Ap. J., 525, 737
- [10] Sari, R., Piran, T., & Halpern, J. P. 1999, Ap. J. Lett., 519, L17
- [11] Paczynski, B. 1998, Ap. J. Lett., 494, L45
- [12] MacFadyen, A. I., & Woosley, S. E. 1999, Ap. J., 524, 262
- [13] Galama, T. J., Vreeswijk, P. M., van Paradijs, J., et al. 1998, Nature, 395, 670
- [14] Bloom, J. S., Kulkarni, S. R., Djorgovski, S. G., et al. 1999, Nature, 401, 453
- [15] Hjorth, J., Sollerman, J., Møller, P., et al. 2003, Nature, 423, 847
- [16] Stanek, K. Z., Matheson, T., Garnavich, P. M., et al. 2003, Ap. J. Lett., 591, L17
- [17] Kouveliotou, C., Meegan, C. A., Fishman, G. J., et al. 1993, Ap. J. Lett., 413, L101
- [18] Cohen, E., & Piran, T. 1995, Ap. J. Lett., 444, L25

- [19] Piran, T. 1996, *Compact Stars in Binaries*, 165, 489
- [20] Matzner, C. D. 2003, *Mon. Not. RAS*, 345, 575
- [21] Eichler, D., Livio, M., Piran, T., & Schramm, D. N. 1989, *Nature*, 340, 126
- [22] Nakar, E. 2007, *Phys. Rep.*, 442, 166
- [23] Bromberg, O., & Levinson, A. 2007, *Ap. J.*, 671, 678
- [24] Morsony, B. J., Lazzati, D., & Begelman, M. C. 2007, *Ap. J.*, 665, 569
- [25] Perley D. A., Foley R. J., Bloom J. S., Butler N. R., 2006, *GCN*, 5387, 1
- [26] Soderberg A. M., et al., 2006a, *Nature*, 442,1014
- [27] Kulkarni S. R., et al., 1998, *Natur*, 395, 663
- [28] MacFadyen A. I., Woosley S. E., Heger A., 2001, *ApJ*, 550, 410
- [29] Tan J. C., Matzner C. D., McKee C. F., 2001, *ApJ*, 551, 946
- [30] Campana S., et al., 2006, *Natur*, 442, 1008
- [31] Wang X.-Y., Li Z., Waxman E., Mészáros P., 2007, *ApJ*, 664, 1026
- [32] Waxman E., Mészáros P., Campana S., 2007, *ApJ*, 667, 351
- [33] Katz B., Budnik R., Waxman E., 2010,
- [34] Nakar, E., & Sari, R. 2012, *Ap. J.*, 747, 88
- [35] Colgate, S. A. 1968, *Canadian Journal of Physics*, 46, 476