

Nonlinear system identification and control using state transition algorithm

Chunhua Yang, Xiaojun Zhou, Weihua Gui

*School of Information Science and Engineering,
Central South University, Changsha 410083, China
Email: tiezhongyu2010@gmail.com*

Abstract

This paper presents a novel optimization method named state transition algorithm (STA) to solve the problem of identification and control for nonlinear system. In the proposed algorithm, a solution to optimization problem is considered as a state, and the updating of a solution equates to the process of state transition, which makes the STA easy to understand and convenient to be implemented. First, the STA is applied to identify the optimal parameters of the estimated system with previously known structure. With the accurate estimated model, an off-line PID controller is then designed optimally by using the STA as well. Experimental results demonstrate the validity of the methodology, and comparison to STA with other optimization algorithms confirms that STA is a promising alternative method for system identification and control due to its stronger search ability, faster convergence speed and more stable performance.

Keywords: Nonlinear system identification; PID controller; State transition algorithm; Optimization algorithms

1. Introduction

The identification and control of nonlinear system have been widely studied in the recent years. Before the design of a controller, it is necessary to achieve system identification. In general, the process of system identification can be composed into two steps: the selection of an appropriate identification model(system structure) and an estimation of the model's parameters, of which, the parameter estimation plays a relatively more important role

since a specific class of models that can best describe the real system can usually be derived by mechanism analysis of industrial processes[1].

As for techniques of parameter estimation, approaches such as least-squares method, instrumental variable method, correlative function method, and maximum-likelihood method are widely utilized[2, 3]. Especially for the least-squares method, it has been successfully used to identify the parameters in the static and dynamic systems[4]. However, most of these techniques have some fundamental problems including their dependence on unrealistic assumptions such as unimodal performance and differentiability of the performance function as well as getting trapped into local optimum, because these methods are in essence local search techniques based on gradient. For example, the least-squares method is suitable for the model structure of system possessing linear property. Once the form of model structure exhibits nonlinear performance, this approach often fails in the search for global optimum and becomes ineffective[1, 2, 3, 5].

Fortunately, the modern intelligent optimization algorithms, such as genetic algorithm(GA)[6, 7], particle swarm optimization(PSO)[8, 9], are global search techniques based not on gradient, and they have been successfully applied in various optimization problems even with multimodal property. As a matter of fact, some intelligent optimization algorithms have been utilized in the field of nonlinear system identification and control. In [10], estimation of bar parameters with binary-coded genetic algorithm was studied, and it was verified that the GAs can produce better results with respect to most deterministic methods. Genetic algorithm based parameter identification of a hysteretic brushless exciter model was also proposed in [11]. In [3, 12], real-coded genetic algorithms were applied for nonlinear system identification and controller tuning, and the simulation examples demonstrated the effectiveness of the GA based approaches. Then, in [1, 2, 5], parameter estimation and control of nonlinear system based on adaptive particle swarm optimization were presented, and examples confirmed the validity of the method. Further more, in [13], identification of Jiles-Atherton model parameters using particle swarm optimization, and in [14], parameters identification for PEM fuel-cell mechanism model based on effective informed adaptive particle swarm optimization were put forwarded subsequently. All of these indicate that intelligent optimization techniques are alternatives for traditional methods including gradient descent, quasi-Newton method, and Nelder-Mead's simplex methods.

Although GA and PSO are hopeful approaches for the problem, they al-

ways encounter premature convergence and the convergence rates of them are not so satisfactory when dealing with some complex or multimodal functions[15, 16]. State transition algorithm(STA) is a novel optimization method based on the concept of state and state transition recently, which originates from the thought of space transformation[17, 18]. In STA, four special transformation operators are introduced, and they represent different search functions in space, which makes the STA easy to understand and convenient to implement. For continuous function optimization problems, STA has exhibited good search ability compared with other stochastic algorithms[18].

This paper introduces STA to identify the optimal parameters of nonlinear system firstly. Then, it will also discuss the off-line PID controller design by adopting STA according to the estimated model. The reason of using PID controllers is due to its ease of use, good stability and simple realization. The key issue for PID controller design is the accurate and efficient tuning of PID control gains: proportional gain K_p , integral gain K_i and derivative gain K_d . For adjusting PID controller parameters efficiently, many methods were proposed. The Ziegler-Nichols method is an experimental one that is widely used; however, this method needs certain prior knowledge regarding plant model[19]. Once tuning the controller by Ziegler-Nichols method, a good but not optimum system response will be gained. On the other hand, many artificial intelligence techniques such as neural networks, fuzzy systems and neural-fuzzy logic have been widely applied to the appropriate tuning of PID control gains[20]. Besides these methods, modern intelligent optimization algorithms, such as GA and PSO, have also received much attention for this problem, and they are used to find the optimal parameters of PID controller.

The goal of this paper is to introduce a novel method STA for both parameter estimation and control of nonlinear systems simultaneously. In order to evaluate the performance of the STA, experiments are carried out to testify the validity of the proposed methodology, the results of which confirm that STA is an efficient method for both parameter identification and control of nonlinear system. Compared with other optimization algorithms, the simulated examples demonstrate that the STA has superior features in terms of search ability, convergence speed and stable performance.

2. Problems description

To transform a specified problem into the standard type of optimization problem is called mathematical modeling, which is the basis for optimizing or

parameter identification. The standard optimization problems should consist of objective function and decision variables, while the algorithms are used to find the optimum solution(variable) for the objective function.

2.1. Identification of nonlinear system

In this paper, the following class of discrete nonlinear systems described by the state space model are considered:

$$\begin{aligned} x(k+1) &= f(k, x(k), u(k), P_1) \\ y(k) &= h(k, x(k), u(k), P_2) \end{aligned} \quad (1)$$

where $x \in R^n$ is the state vector, $u \in R$ is the input, $y \in R$ is the output, P_1 and P_2 are unknown parameter vectors that will be identified, and $f(\cdot)$ and $h(\cdot)$ are the nonlinear functions. Without loss of generality, let $\theta = [\theta_1, \theta_2, \dots, \theta_n]$ be a rearranging vector containing all parameters in P_1 and P_2 where n represents the total number of unknown system parameters. Furthermore, the estimated system model can be described as:

$$\begin{aligned} \hat{x}(k+1) &= f(k, \hat{x}(k), u(k), \hat{P}_1) \\ \hat{y}(k) &= h(k, \hat{x}(k), u(k), \hat{P}_2) \end{aligned} \quad (2)$$

where $\hat{x} \in R^n$ and $\hat{y} \in R$ denote the state vector and the output of the model, \hat{P}_1 and \hat{P}_2 are the estimated parameter vectors, respectively. Accordingly, let $\hat{\theta} = [\hat{\theta}_1, \hat{\theta}_2, \dots, \hat{\theta}_n]$ be the estimated rearranging vector.

The basic thought of system identification is to compare the real system responses with the estimated system responses. Moreover, to accurately estimate the $\hat{\theta}$, some assumptions on the nonlinear systems are requested:

- (1) The system output must be available for measurement.
- (2) System parameters must be connected with the system output.

To deal with the problem of parameter estimation, the specified problem should be formulated as an optimization problem. In this study, the decision variables are the estimated parameter vector $\hat{\theta}$, while the objective function is chosen as the following mean squared errors(MSE):

$$\text{MSE} = \frac{1}{N} \sum_{k=1}^N e^2 = \frac{1}{N} [X(k) - \hat{X}(k)]^2 \quad (3)$$

where N is the length of sampling data, $X(k) = [x(k), y(k)]$ and $\hat{X}(k) = [\hat{x}(k), \hat{y}(k)]$ are real and estimated values at time k , respectively.

It is obvious to find that the MSE is the function of variable vector $\hat{\theta}$, and then, the objective function will be solved by the global optimization algorithms which will minimize the MSE value so that the real nonlinear system is actually estimated. The block diagram of the nonlinear system parameter estimation is given in Figure 1,

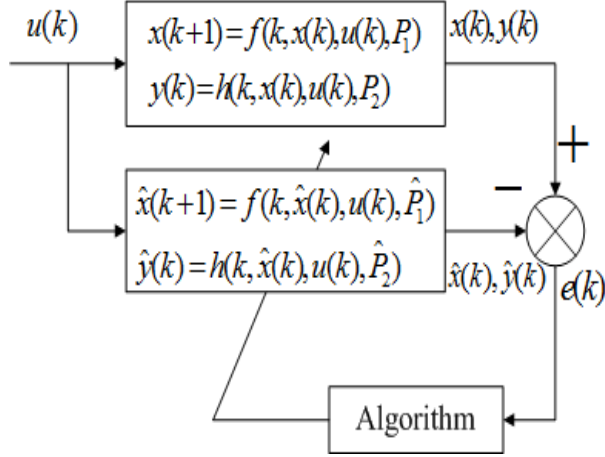


Figure 1: The estimation process

2.2. Design of PID controller

When the nonlinear system model is estimated, an off-line PID controller is then designed to guarantee the stability and other performances of the system. The reason why the PID controller is adopted is that it is the most widely used controller for application in industrial process. The continuous form of a PID controller can be described as follows:

$$u(t) = K_p[e(t) + \frac{1}{T_i} \int_0^t e(t)dt + T_d \frac{d}{dt}e(t)] \quad (4)$$

where, $e(t)$ is the error signal between the desired and actual outputs, $u(t)$ is the control force, K_p, T_i, T_d are the proportional gain, integral time constant and derivative time constant, respectively. By using the following approximations:

$$\int_0^t e(t)dt \approx T \sum_{j=0}^k e(j) \quad (5)$$

$$\frac{d}{dt}e(t) \approx \frac{e(k) - e(k-1)}{T}$$

where, T is the sampling period, then (5) can be rewritten as

$$u(k) = K_p \left\{ e(k) + \frac{T}{T_i} \sum_{j=0}^k e(j) + \frac{T_d}{T} [e(k) - e(k-1)] \right\} \quad (6)$$

which is called the place type, and in most case, the increment style as described following is more practical:

$$\begin{aligned} u(k) &= u(k-1) + K_p \{ [e(k) - e(k-1)] + \frac{T}{T_i} e(k) + \frac{T_d}{T} [e(k) - 2e(k-1) + e(k-2)] \} \\ &= u(k-1) + K_p [e(k) - e(k-1)] + K_i e(k) + K_d [e(k) - 2e(k-1) + e(k-2)] \end{aligned} \quad (7)$$

where, K_i and K_d are integral gain and derivative gain, respectively.

The block diagram of the design of an off-line PID controller is illustrated

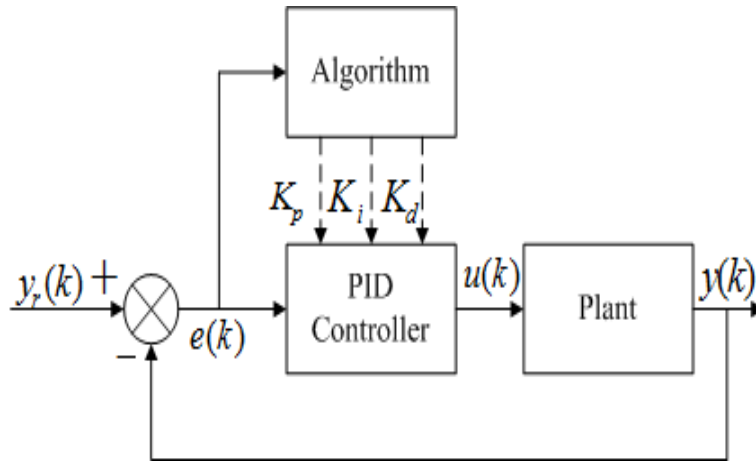


Figure 2: The design of PID controller

in Figure 2, where $y_r(k)$ is the reference output, and $y(k)$ is the system output at the sampling point. Optimization algorithms are used to adjust the PID controller parameters such as K_p , K_i and K_d . In the same way, mean squared errors will be defined as the objective function

$$\text{MSE} = \frac{1}{N} \sum_{k=1}^N e^2 = \frac{1}{N} [y_r(k) - y(k)]^2 \quad (8)$$

3. State transition algorithm

Considering the following unconstrained optimization problem:

$$\min_{x \in R^n} f(x) \quad (9)$$

where $f : R^n \rightarrow R$ is a objective function. In a numerical way, the iterative method is adopted to solve the problem, the essence of which is to update the solution found so far. When thinking in state and state transition way, a solution can be regarded as a state, and the updating of a solution can be considered as a state transition process.

Based on the thought stated above, the form of state transition algorithm can be described as follows,

$$\begin{cases} x_{k+1} = A_k x_k + B_k u_k \\ y_{k+1} = f(x_{k+1}) \end{cases} \quad (10)$$

where x_k stands for a state, corresponding to a solution of the optimization problem; A_k and B_k are state transition matrixes, which are usually transformation operators; u_k is the function with variables x_k and history states; f is the objective function or evaluation function.

Using various types of space transformation for reference, four special state transformation operators are defined to solve continuous function optimization problems.

(1) Rotation transformation

$$x_{k+1} = x_k + \alpha \frac{1}{n \|x_k\|_2} R_r x_k \quad (11)$$

where $x_k \in \Re^{n \times 1}$, α is a positive constant, called rotation factor; $R_r \in \Re^{n \times n}$, is random matrix with its elements belonging to the range of $[-1, 1]$ and $\|\cdot\|_2$ is 2-norm of a vector. It has proved that the rotation transformation has the function of searching in a hypersphere[17,18].

(2) Translation transformation

$$x_{k+1} = x_k + \beta R_t \frac{x_k - x_{k-1}}{\|x_k - x_{k-1}\|_2} \quad (12)$$

where β is a positive constant, called translation factor; $R_t \in \Re^1$ is a random variable with its elements belonging to the range of $[0,1]$. It has illustrated

the translation transformation has the function of searching along a line from x_{k-1} to x_k at the starting point x_k , with the maximum length of β [17,18].

(3) Expansion transformation

$$x_{k+1} = x_k + \gamma R_e x_k \quad (13)$$

where γ is a positive constant, called expansion factor; $R_e \in \mathfrak{R}^{n \times n}$ is a random diagonal matrix with its elements obeying the Gaussian distribution. It has also stated the expansion transformation has the function of expanding the elements in x_k to the range of $[-\infty, +\infty]$, searching in the whole space[17,18].

(4) Axesion transformation

$$x_{k+1} = x_k + \delta R_a x_k \quad (14)$$

where δ is a positive constant, called axesion factor; $R_a \in \mathfrak{R}^{n \times n}$ is a random diagonal matrix with its elements obeying the Gaussian distribution and only one random index has value. As illustrated in [18], the Axesion transformation is aiming to search along the axes.

When using these transformation operators into practice, an important parameter called search enforcement(*SE*) is introduced to describe the times of certain transformation.

The procedures of the current version of state transition algorithm can be outlined in the following pseudocode.

```

1: Initialize feasible solution  $x(0)$  randomly, set  $\alpha, \beta, \gamma, \delta$ , and  $k \leftarrow 0$ 
2: repeat
3:   if  $\alpha < \alpha_{\min}$  then
4:      $\alpha \leftarrow \alpha_{\max}$ 
5:   end if
6:    $k \leftarrow k + 1$ 
7:    $State \leftarrow op\_expand(x(k-1), SE, \gamma)$ 
8:   if  $\min f(State) < f(x(k-1))$  then
9:     Updating  $x(k-1)$ 
10:     $State \leftarrow op\_translate(x(k-1), SE, \beta)$ 
11:    if  $\min f(State) < f(x(k-1))$  then
12:      Updating  $x(k-1)$ 
13:    end if
14:  end if
15:   $State \leftarrow op\_rotate(x(k-1), SE, \alpha)$ 

```



```

16:   if  $\min f(State) < f(x(k-1))$  then
17:       Updating  $x(k-1)$ 
18:        $State \leftarrow op\_translate(x(k-1), SE, \beta)$ 
19:       if  $\min f(State) < f(x(k-1))$  then
20:           Updating  $x(k-1)$ 
21:       end if
22:   end if
23:    $State \leftarrow op\_axes(x(k-1), SE, \delta)$ 
24:   if  $\min f(State) < f(x(k-1))$  then
25:       Updating  $x(k-1)$ 
26:        $State \leftarrow op\_translate(x(k-1), SE, \beta)$ 
27:       if  $\min f(State) < f(x(k-1))$  then
28:           Updating  $x(k-1)$ 
29:       end if
30:   end if
31:    $x(k) \leftarrow x(k-1)$ 
32:    $\alpha \leftarrow \frac{\alpha}{f_c}$ 
33: until the specified termination criterion is met

```

where f_c is a constant coefficient used for lessening the α . Operators such as $op_rotate(\cdot)$, $op_translate(\cdot)$, $op_expand(\cdot)$ and $op_axes(\cdot)$ correspond to the rotation, translation, expansion and axesion respectively, and the translation operator will only be performed when a better solution is obtained.

4. Experimental results

For both the identification of nonlinear system and the design of off-line PID controller, when the optimization algorithms are utilized, they help to minimize the mean squared errors(MSE). In other words, the MSE or the evaluation of the objective function will guide the search of the algorithms. Different from methods based on gradient, the termination criterion of intelligent optimization algorithms usually are not the precision of the gradient but a prespecified maximum iterations.

For comparison, the maximum iterations, population size or search enforcement are the same, and they are fixed at 100 and 30, respectively. To be more specific, in PSO, $c_1 = c_2 = 1$, and w will decrease in a linear way from 0.9 to 0.4, as suggested in [6]. In STA, the rotation factor α will decrease in an exponential way with base $f_c = 2$ from $\alpha_{max} = 1$ to $\alpha_{min} = 1e^{-4}$,

and translation factor β , expansion factor γ , axesion factor δ are all constant at 1. For GA, we use the MATLAB genetic algorithm toolbox v1.2 from <http://www.sheffield.ac.uk/acse/research/ecrg/getgat.html>.

In this paper, the following nonlinear system is studied:

$$\begin{aligned} x_1(k+1) &= \theta_1 x_1(k) x_2(k), x_1(0) = 1, \\ x_2(k+1) &= \theta_2 x_1^2(k) + u(k), x_2(0) = 1, \\ y(k) &= \theta_3 x_2(k) - \theta_4 x_1^2(k) \end{aligned} \tag{15}$$

where, $\theta_1, \dots, \theta_4$ are to be estimated. The real parameters of the nonlinear system are assumed to be $\theta = [\theta_1, \theta_2, \theta_3, \theta_4] = [0.5, 0.3, 1.8, 0.9]$.

The relative variables used in optimization algorithms are given as follows

$$\theta_1 \in [0, 2], \theta_2 \in [0, 2], \theta_3 \in [0, 2], \theta_4 \in [0, 2], N = 8.$$

Considering the randomness of the stochastic optimization algorithms, 30 independent trials are run. In the meanwhile, some statistics, such as best(the minimum), mean, worst(the maximum), standard deviation(st.dev), are used to evaluate the performance of the algorithms.

Table 1: Best estimated parameters

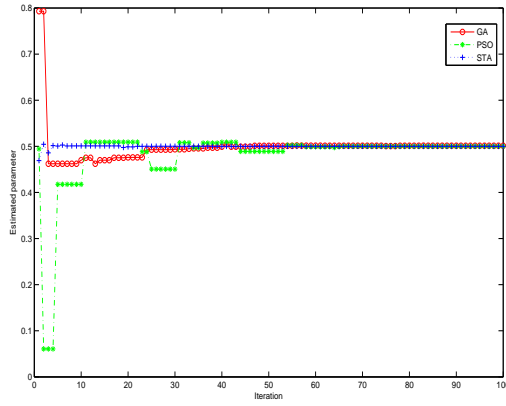
<i>Algorithms</i>	θ_1	θ_2	θ_3	θ_4
GA	0.4981	0.2995	1.7946	0.8946
PSO	0.5000	0.3000	1.8000	0.9000
STA	0.5000	0.3000	1.8000	0.9000

Table 1 lists the best estimated parameters gained by GA, PSO and STA, from which, we can find that only PSO and STA can achieve the accurate parameters of the real system, and the results obtained by GA are a little far from the real parameters. Then, from Table 2, it indicates that STA is the most stable algorithm for the problem because the mean and st.dev of STA are the smallest. It can also be found the results gained by GA and PSO are not so satisfactory since the best is deviated from the mean seriously.

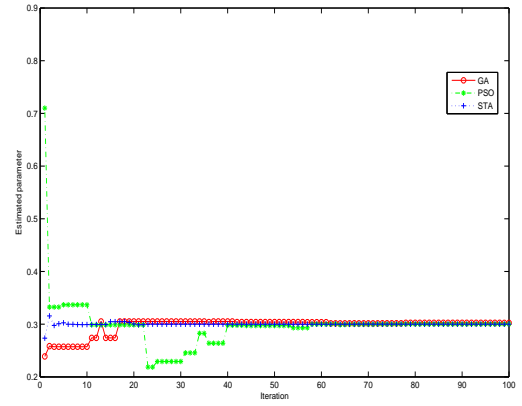
Figure 3 illustrates the optimization process of parameter estimation by using STA compared with other two algorithms in a middle run. It is easy to find that the convergence rates of STA are much faster than that of GA and PSO, with no more than 30 iterations, and the changes of parameters

Table 2: Performance comparison

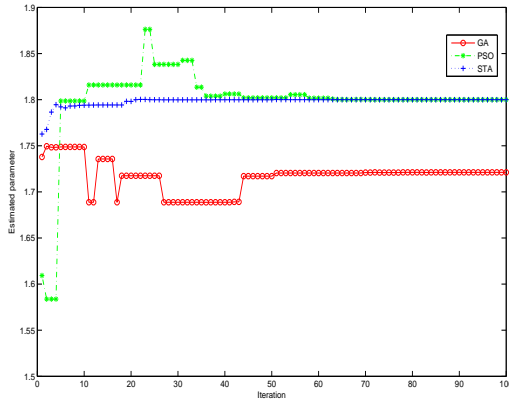
<i>Algorithms</i>	Best	Mean	Worst	St.dev
GA	9.6674E-07	1.2572E-04	4.3492E-04	1.4433E-04
PSO	1.3938E-12	2.8000E-03	2.7700E-02	8.4000E-03
STA	5.2364E-12	5.2367E-11	1.3729E-10	3.5120E-11



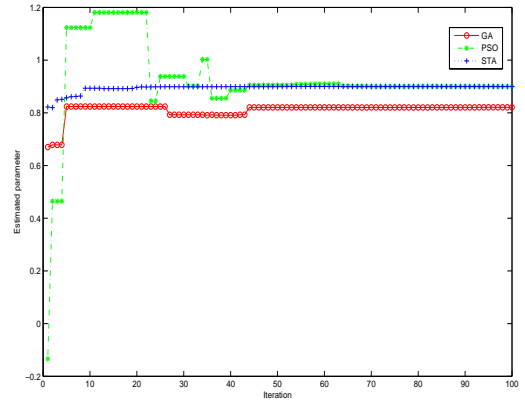
(a) θ_1



(b) θ_2



(c) θ_3



(d) θ_4

Figure 3: Trajectories of parameter $\theta_1, \theta_2, \theta_3$, and θ_4 for comparison.

with STA are also steadier than other two algorithms.

Then, with the estimated model, a off-line PID controller for this system will be designed by using STA, too. As a optimizer, STA is to minimize the square error between the plant output y and the desired output y_r . In the experiment, relative variables are given by

$$K_p \in [0, 1], K_i \in [0, 1], K_d \in [0, 1], y_r = 2, N = 50.$$

Also, in the same time, 30 independent trials are carried out, and some statistics are used to describe the performance of the algorithms. Table 3 shows the parameters of PID controller under the best performance, and Table 4 gives the detailed statistical results obtained by three algorithms. Compared with GA and PSO, from Table 4, it is obvious to find that STA can find the minimum MSE with a higher probability, which shows that STA is much more appropriate for the problem.

Figure 4 illustrates the convergence process of PID controller parameters and the changes of states and output under best MSE using STA, which shows that the convergence rate is fast, and the changes of output indicate that the stability of nonlinear system is well under the proposed PID controller. To be more specific, for the nonlinear system, it can be found that x_1 is stable at 0, x_2 is stable at 1.1111, and y is stable at 2 finally, which can be understood easily by analyzing the system.

Table 3: Best parameters of PID controller

<i>Algorithms</i>	K_p	K_i	K_d
GA	0.1459	0.3398	0.0908
PSO	0.1447	0.3407	0.0919
STA	0.1445	0.3410	0.0922

Table 4: Performance comparison of PID controller

<i>Algorithms</i>	Best	Mean	Worst	St.dev
GA	4.9978	5.0085	5.0627	0.017
PSO	4.9978	5.6338	15.4453	1.9863
STA	4.9978	4.9978	4.9978	1.41E-09

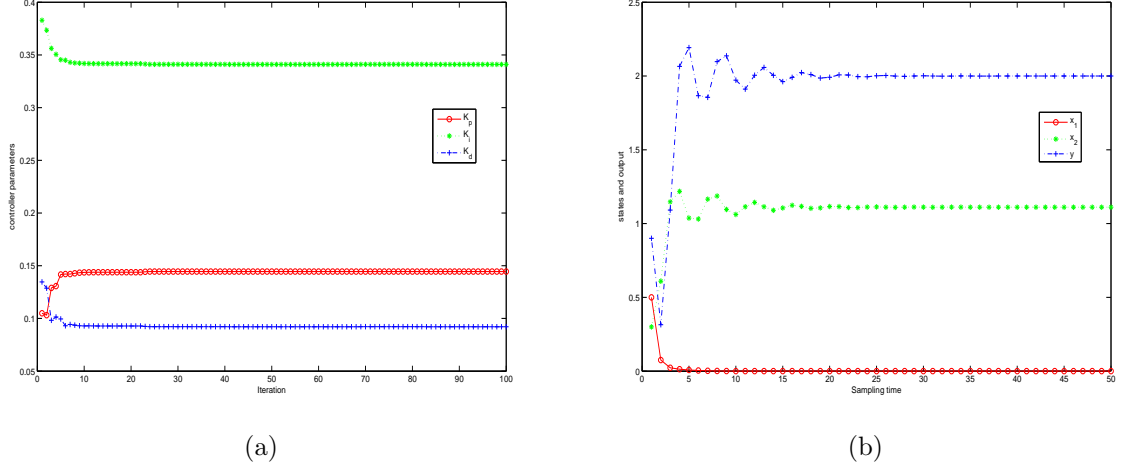


Figure 4: (a) depicts the convergence of PID controller parameters K_p , K_i and K_d with STA, (b) shows the changes of states and output under the best parameters with STA.

5. Conclusion

In this paper, a new optimization algorithm named STA is applied to solve the problems of parameter estimation and controller design for a nonlinear system. Using as optimizer, STA is used to achieve the accurate model, and then it is adopted to obtain the optimal off-line PID controller. The experimental results confirm the validity of proposed algorithm. By comparison with GA and PSO, it is found that STA has stronger global search capability and are more stable in statistics. With regard to the convergence rate, it is also discovered that STA is much faster than its counterparts. As a novel optimization method, the application of STA shows that it is a promising alternative approach for system identification and control.

Acknowledgements

The work was supported by the National Science Found for Distinguished Young Scholars of China (Grant No. 61025015).

References

- [1] Alireza Alfi, Hamidreza Modares, System identification and control using adaptive particle swarm optimization, *Applied Mathematical Modelling*, 35(2011) 1210-1221.
- [2] Hamidreza Modares, Alireza Alfi, Mohammad-Bagher Naghibi Sistani, Parameter estimation of bilinear systems based on an adaptive particle swarm optimization, *Engineering Applications of Artificial Intelligence*, 23(2010) 1105-1111.
- [3] Wei-Der Chang, Nonlinear system identification and control using a real-coded genetic algorithm, *Applied Mathematical Modelling*, 31(2007) 541-550.
- [4] K.J., Astrom, B. Wittenmark, *Adaptive Control*, Addison-Wesley, Massachusetts, 1995.
- [5] ALFI Alireza, PSO with adaptive mutation and inertia weight and its application in parameter estimation of dynamic Systems, *ACTA ATUOMATICA SINICA*, 37(5)(2011), 541-549.
- [6] Goldberg D E, *Genetic Algorithm in Search, Optimization and Machine Learning*, NJ: Addison Wesley, 1989.
- [7] Holland, J.H, *Adaptation in Natural and Artificial Systems*, Michigan: The University of Michigan Press, 1975.
- [8] Eberhart, R.C. and Kennedy, J., A new optimizer using particles swarm theory, in *Proceedings of Sixth International Symposium on Micro Machine and Human Science*, 1995, pp.39-43.
- [9] Yuhui Shi, Russell C.Eberhart. Empirical study of particle swarm optimization, in *Proceedings of IEEE International Congress on Evolutionary Computation*, (3)(1999):591-600.
- [10] Murat İhsan Kömürcü, Nedim Tutkun, İsmail Hakkı Özölçer, Adem Akpınar, Estimation of the beach bar parameters using the genetic algorithms, *Applied Mathematics and Computation*, 195(2008),49-60.

- [11] Dionysios C. Aliprantis, Scott D. Sudhoff, Brian T. Kuhn, Genetic algorithm-based parameter identification of a hysteretic brushless exciter model, *IEEE transaction on energy conversion*, 21(1)(2006), 148-154.
- [12] K. Valarmathi, D. Devaraj, T.K. Radhakrishnan, Real-coded genetic algorithm for system identification and controller tuning, *Applied Mathematic Modelling*, 33(2009) 3392-3401.
- [13] Romain Marion, Riccardo Scorretti, Nicolas Siauve, Marie-Ange Raulet and Laurent Krähenbühl, Identification of Jiles-Atherton model parameters using particle swarm optimization, *IEEE transaction on magnetics*, 44(6)(2008), 894-897.
- [14] Qi Li, Weirong Chen, Youyi Wang, Shukui Liu and Junbo Jia, Parameter identification for PEM fuel-cell mechanism model based on effective informed adaptive particle swarm optimization, *IEEE transations on industrial electronics*, 58(6)(2011), 2410-2419.
- [15] R. Eberhart, Y. Shi, Comparison between genetic algorithms and particle swarm optimization, *Annual Conference on Evolutionary Programming*, San Diego, 1998.
- [16] M. Clerc, J. Kennedy, The particle swarm-explosion, stability, and convergence in a multidimensional complex space, *IEEE Transactions on Evolutionary Computaion*, 6(1)(2002), 58-73.
- [17] Xiaojun Zhou, Chunhua Yang and Weihua Gui, Initial version of state transition algorithm, in the 2nd International Conference on Digital Manufacturing & Automation, (2011), 644-647.
- [18] Xiaojun Zhou, Chunhua Yang and Weihua Gui, A new transformation into state transition algorithm for finding the global minimum, in the 2nd International Conference on Intelligent Control and Information Processing, (2011), 674-678.
- [19] F.G. Shinskey, *Process Control System: Application, Design and Tuning*, McGraw-Hill, 1996.

- [20] T.L. Seng, M.B. Khalid, R.Yusof, Tuning of a neuro-fuzzy controller by genetic algorithm. *IEEE transactions on system, man and cybernetics(B)*, 29(1999), 226-236.