

# Thermalization in one- plus two-body ensembles for dense interacting boson systems

N. D. Chavda<sup>a</sup>, V. K. B. Kota<sup>b</sup> and V. Potbhare<sup>a</sup>

<sup>a</sup>*Applied Physics Department, Faculty of Technology and Engineering,  
M.S. University of Baroda, Vadodara 390 001, India*

<sup>b</sup>*Physical Research Laboratory, Ahmedabad 380 009, India*

Employing one plus two-body random matrix ensembles for bosons, temperature and entropy are calculated, using different definitions, as a function of the two-body interaction strength  $\lambda$  for a system with 10 bosons ( $m = 10$ ) in five single particle levels ( $N = 5$ ). It is found that in a region  $\lambda \sim \lambda_t$ , different definitions give essentially same values for temperature and entropy, thus defining a thermalization region. Also,  $(m, N)$  dependence of  $\lambda_t$  has been derived. It is seen that  $\lambda_t$  is much larger than the  $\lambda$  values where level fluctuations change from Poisson to GOE and strength functions change from Breit-Wigner to Gaussian.

PACS numbers: 05.30.d;05.30.Jp;05.45.Mt;05.70.-a

## I. INTRODUCTION

In recent years, the study of thermalization in isolated finite many-body quantum systems, due to inter-particle interaction, has received considerable interest [1–7]. This interest has arisen mainly due to major developments in experimental study of many-particle quantum systems such as ultracold gases trapped in optical lattices [8]. In particular, Rigol and Santos group employed interacting spins-1/2 systems (fermions and hard core bosons) on a lattices and examined various issues such as the role of localization and chaos, statistical relaxation, eigenstate thermalization, ergodicity principle and so on [1–6]. Horoi et al. [9] and Kota and Sahu [10] examined occupancies and different definitions of entropy for <sup>28</sup>Si and <sup>24</sup>Mg respectively, using nuclear shell model with realistic interactions. It was shown that the nuclei would be in the thermodynamic regime in general, when these are away from the ground state. Similarly, Casati's group examined in the past, Fermi-Dirac representability of occupation numbers for a spin 1/2 system on a two-dimensional lattice [11] and more recently studied thermalization in spin 1/2 systems locally coupled to an external bath, using an approach based on the time-dependent density-matrix renormalization group method [12]. Let us add that, as emphasized by Santos et al. [6], it is possible to realize interacting spin-1/2 models experimentally in optical lattices.

On the other hand, thermalization in fermionic systems has been studied in some detail using embedded Gaussian orthogonal ensemble of one plus two-body random matrix ensembles [called EGOE(1+2)] [13, 14], i.e. random matrix ensembles in many fermion spaces generated by random two-body interactions in presence of a mean-field. The EGOE's form generic models for isolated finite many fermion systems (for boson systems these are called BEGOE with 'B' for bosons) and model what one may call quantum many-body chaos [13, 14]. The role of interactions in thermalization can be investigated by varying the interaction strength in these models. For example, for spinless fermion systems, Flambaum et al.

showed that EGOE(1+2) exhibit a region of thermalization [15] and found the criterion for the occupancies to follow Fermi-Dirac (FD) distribution [15, 16]. Later, using EGOE both for spinless fermions and fermions with spin [10, 17, 18], thermalization region is generated by random interactions; has been established by analyzing different definitions for entropy. Going beyond these, in a more detailed study thermalization has been investigated within EGOE(1+2) for spinless fermions by Kota et al. [7] using the ergodicity principle for the expectation values of different types of operators. Recently Santos et al. compared results of spinless EGOE(1+2) for statistical relaxation [19] with those from spin 1/2 lattice models [5, 6].

Turning to interacting boson systems, thermalization was investigated by Borgonovi et al. [20], using a simple symmetrized coupled two-rotor model. They explored different definitions of temperature and compared the occupancy number distribution with the Bose-Einstein distribution. They conclude that: "For chaotic eigenstates, the distribution of occupation numbers can be approximately describe by the Bose-Einstein distribution, although the system is isolated and consists of two particles only. In this case a strong enough interaction plays the role of a heat bath, thus leading to thermalization". As BEGOE's [21–25] are generic models for finite isolated interacting many boson systems, it is important to investigate thermalization using these ensembles.

Embedded Gaussian orthogonal ensemble of one plus two-body interactions for spinless bosons is called BEGOE(1+2) and this ensemble was introduced and analyzed for spectral and wave function properties in [21–23]. For  $m$  bosons in  $N$  single particle (sp) levels, in addition to dilute limit (defined by  $m \rightarrow \infty, N \rightarrow \infty$  and  $m/N \rightarrow 0$ ), dense limit (defined by  $m \rightarrow \infty, N \rightarrow \infty$  and  $m/N \rightarrow \infty$ ) is also feasible. This limiting situation is absent for fermion systems. Therefore the focus is on the dense limit in BEGOE investigations [21–25]. In the strong interaction limit, BEGOE(1+2) reduces to BEGOE(2). Some of the generic results established for BEGOE(1+2) are as follows: (i) eigenvalue density approaches Gaussian form [21, 26]; (ii) for strong

enough interaction, there is average-fluctuation separation in eigenvalues [21, 27]; (iii) similarly, the ensemble is ergodic in the dense limit with sufficiently large  $N$  [22] and there will be deviations for small  $N$  [25]; (iv) as the strength  $\lambda$  of the two-body interaction increases, there is Poisson to GOE transition in level fluctuations at  $\lambda = \lambda_c$  [22] and with further increase in  $\lambda$ , there is Breit-Wigner to Gaussian transition in strength functions at  $\lambda = \lambda_F$  [23]. The main result of the present Letter is the demonstration that finite interacting boson systems in the dense limit generate a third chaos marker  $\lambda_t$  [as in fermionic EGOE(1+2) ensembles], a point or a region where different definitions of entropy, temperature, specific heat and other thermodynamic variables give the same results, i.e. where thermalization occurs.

In this letter, we present results for thermalization in dense interacting bosonic systems by varying the strength parameter  $\lambda$  of the two-body interaction in the BE-GOE(1+2) Hamiltonian  $H = h(1) + \lambda V(2)$ . Here  $h(1)$  is one-body part of the interaction, defined by single particle energies (SPE)  $\varepsilon_i$  ( $i = 1$  to  $N$ ) for  $N$  single-particle levels while the two-body interaction  $V(2)$  is defined by  $V_{ijkl} = \langle (ij) | V(2) | (kl) \rangle$ , the two-body matrix elements (TBME). In the present study SPE are taken as independent gaussian random variables with mean equal to  $i$  and variance equal to  $1/2$ . Similarly, TBME are independent gaussian random variables with zero mean and unit variance for off diagonal TBME and variance=2 for diagonal TBME. Construction of the  $m$ -boson Hamiltonian  $H(m)$  and thereby the BEGOE(1+2) ensemble in  $m$  particle spaces with matrix dimension  $\binom{N+m-1}{m}$  was described completely in [21, 23]. The results presented, here have been obtained by fully diagonalizing 100-member BEGOE(1+2) systems with 10 bosons in 5 single particle levels. The dimensionality  $d$  of the system is  $d = 1001$ . (we have also carried out calculations for  $(m, N) = (10, 4)$  and similar results were obtained, but the results are not presented here as this is a much smaller example). The ensemble average is carried out by making the spectra of each member of the ensemble zero centered ( $\epsilon$  is centroid) and scaled to unit width ( $\sigma$  is width).

The paper is organized as follows. In section II, different definitions of temperature are given and results obtained by varying the two-body interaction strength in BEGOE(1+2) ensemble are described. Similarly results obtained using three different definitions for entropy, are described in section III. They allow us to define the thermalization marker  $\lambda_t$ . In section IV, duality point is discussed using the information entropy in the two extreme basis defined by  $h(1)$  and  $V(2)$  operators and the  $(m, N)$  dependence of the marker  $\lambda_t$  is derived. Finally, Section V gives conclusions.

## II. TEMPERATURE: DEFINITIONS AND RESULTS

Temperature can be defined in a number of different ways in the standard thermodynamical treatment. These definitions of temperature are known to give same result in the thermodynamical limit i.e. near a region where thermalization occurs [1]. In this section we present our results obtained for dense boson systems using different definitions of temperature as a function of energy and as well as the strength of two-body interaction. Following four definitions of temperature ( $T = \beta^{-1}$ ) have been used to compute the temperature of dense boson systems.

- $\beta_c$ : defined using the canonical expression, between energy and temperature which allows standard thermodynamical description for the quantum system, is given by

$$\langle E \rangle_{\beta_c} = \frac{\sum_i E_i \exp[-\beta_c E_i]}{\sum_i \exp[-\beta_c E_i]}, \quad (1)$$

where  $E_i$  are the eigen-energies of the Hamiltonian. With above relation,  $\langle E \rangle$  can be obtained at given  $\beta_c$  using all the eigen-energies of the system.

- $\beta_{fit}$ : defined using occupation numbers obtained by making use of the standard canonical distribution is given by,

$$\langle n(E)_k \rangle = \frac{\sum_i n(E)_k \exp[-\beta_{fit} E_i]}{\sum_i \exp[-\beta_{fit} E_i]}. \quad (2)$$

Here  $k$  is single particle level index. Using expectation values of occupancies calculated for all eigen-states and exact eigen-energies,  $\beta_{fit}$  can be computed by considering Eq. (2) as one parameter fitting expression and with the constraint  $\sum_k n(E)_k = m$ .

- $\beta_{BE}$ : defined using Bose-Einstein distribution for the occupation numbers is given by,

$$n(E)_k^{BE} = 1 / \{ \exp[\beta_{BE}(E) (\varepsilon_k - \mu(E))] - 1 \}. \quad (3)$$

Here  $\mu$  is a chemical potential. Although, this expression is derived for many-body non-interacting particles in contact with a thermostat, it is shown that conventional quantum statistics can appear even in isolated systems with relatively few particles, provided a proper renormalization of energy is taken [15, 16]. Comparing numerical data of expectation values of occupancies at given eigen energy and SPE, the unknowns  $\beta_{BE}$  and  $\mu$  in the BE distribution can be obtain with the fact  $\sum_k n(E)_k^{BE} = m$ .

- $\beta_T$ : defined using state density,  $\rho(E)$ , of the total hamiltonian. The thermodynamic entropy is defined as  $S^{ther}(E) = \log[\rho(E)]$ . The  $\beta_T$  can be computed using  $\beta_T = \frac{d \ln[\rho(E)]}{dE}$ . Here note that, for BEGOE(1+2), the state density is Gaussian irrespective of the value of  $\lambda$  [21, 26].

Figure 1 shows ensemble averaged values of  $\beta$ , computed via various definitions described above, for a 100 member BEGOE(1+2) ensemble with  $m = 10$  and  $N = 5$  as a function of normalized energy,  $\hat{E} = (E - \epsilon)/\sigma$ , for various  $\lambda$  values. Here We compare  $\beta$  values from  $\hat{E} = -1.5$  to the center of the spectrum, where temperature is infinity. The edges of the spectrum have been avoided for following reasons: (i) Density of states is small near the edges of the spectrum; (ii) Eigen states near edges are not fully chaotic. The  $\beta$  values are obtained for all members separately and then ensemble average is carried out taking bin size equal to 0.1. Since the state density for BEGOE(1+2) is Gaussian irrespective of  $\lambda$  values,  $\beta_T$  as a function of energy gives straight line. Dotted lines shown in the plots represents  $\beta_T$  results in Fig. 1. It is clearly seen from Fig. 1 that for  $\lambda < \lambda_c$  (For  $(m, N) = (10, 5)$ ,  $\lambda_c \sim 0.02$  and  $\lambda_F \sim 0.05$ , see ref.[22]), all the definitions give different values of  $\beta$ . For  $\lambda > \lambda_c$ ,  $\beta$  obtained using canonical expressions, defined by Eq.(1) and (2), give same results, i.e.  $\beta_c \simeq \beta_{fit}$ . Whereas in the region  $\lambda \leq \lambda_F$ , temperature found from BE distribution,  $\beta_{BE}$ , turns out to be completely different from other temperatures. As in this region, the structure of eigen-states is not chaotic enough leading to strong variation in the distribution of the occupation numbers and therefore strong fluctuations in  $\beta_{BE}$ . Moreover, near the center of the spectrum (i.e. as  $T \rightarrow \infty$ ), the value of denominator in Eq. (3) becomes very small, which leads to large variation in  $\beta_{BE}$  values form member to member. Further increase in  $\lambda > \lambda_F$ , in the classically chaotic region, the occupation numbers distribution would become statistically stable with respect to the choice of eigenstate and at one point temperatures, defined using canonical and microcanonical definitions give same result. i.e.  $\beta_{fit} \simeq \beta_{BE}$ . This lead to same values of temperature giving the thermodynamic marker  $\lambda_t$ . We found that the match between different values of  $\beta$  is good near  $\lambda = \lambda_t = 0.13$ . In the next section, we present our results for similar study using the different definitions of entropy.

### III. ENTROPY: DEFINITIONS AND RESULTS

In this section, to identify the thermalization region and hence value of the third marker  $\lambda_t$  for BEGOE(1+2), we consider following three definitions of entropy.

- Thermodynamic entropy, obtained using the state density  $\rho(E)$ , as a function of of energy eigenvalues;  $S^{ther}(E) = \log[\rho(E)]$ .

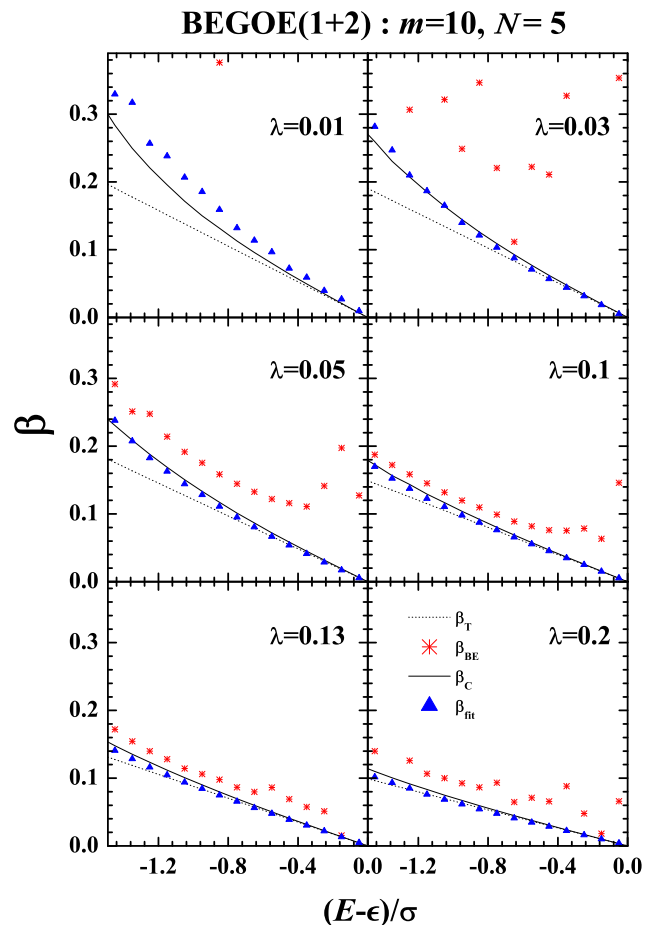


FIG. 1. (Color online) Ensemble averaged inverse of temperature  $\beta$  as a function of normalized energy,  $(E - \epsilon)/\sigma$ , for different values of two body interaction strength  $\lambda$ , calculated using 100 members of a BEGOE(1+2) with the system of 10 bosons in 5 single particle states. Here in calculations, different definition of Inverse of temperature is used. In the calculation SPE are drawn from independent real Gaussian random variables.

- Information entropy in the mean-field basis defined by  $S^{info}(E) = -\sum_i^d |C_i^E|^2 \log(|C_i^E|^2)$ , here  $|C_i^E|^2$  is the probability of basis state  $i$  in the eigenstate at energy  $E$ .
- Single particle entropy, obtained by calculating the occupancy of different single-particle states, as a function of energy eigenvalues;  $S^{sp}(E) = -\sum \langle n_i(E) \rangle \log(\langle n_i(E) \rangle)$ , here the summation is over all  $N$  single-particle states and  $n_i(E)$  is the occupancy of the  $i$ -th single-particle state at energy  $E$ .

We use following measure, defined using above definitions of entropy [7], to obtain  $\lambda_t$ :

$$\Delta_s(\lambda) = \frac{\sqrt{\int_{-\infty}^{\infty} [(R_E^{info} - R_E^{ther})^2 + (R_E^{sp} - R_E^{ther})^2] dE}}{\int_{-\infty}^{\infty} R_E^{ther} dE}, \quad (4)$$

where  $R_E^\alpha = \exp[S^\alpha(E) - S_{max}^\alpha]$ . In the thermodynamic region the values of the different entropies will be very close to each other, hence the minimum of  $\Delta_s$  gives the value of  $\lambda_t$ . In Fig. 2, results shown for ensemble averages  $\Delta_s(\lambda)$  (blue stars) obtained for a 100 member BEGOE(1+2) ensemble with 10 bosons in 5 single particle states as a function of two-body interaction strength  $\lambda$ . The second vertical dashed line indicates the position of  $\lambda_t$  where ensemble averages  $\Delta_s(\lambda)$  is minimum. For the present example, we obtained  $\lambda_t \simeq 0.13$ . This value of  $\lambda_t$  is same as obtained in section II, at which different definitions of temperature give same values.

In the past it is demonstrated that for BEGOE(1+2), as the strength  $\lambda$  of the two-body interaction increases, there is Poisson to GOE transition in level fluctuations at  $\lambda = \lambda_c$  [22]. In order to show that  $\lambda_c \ll \lambda_t$ , we study the nearest neighbor spacing distribution (NNSD) as a function of  $\lambda$  to detect the position of marker  $\lambda_c$ . It is well known that when the system is in integrable domain, the form of NNSD is close to the Poisson distribution, i.e.,  $P(s) = \exp(-s)$ , while in chaotic domain, the form of NNSD is the Wigner surmise,  $P(s) = (\pi s/2) \exp(-\pi s^2/4)$ . To interpolate between these two extremes, we use Brody distribution [28],  $P(s, \omega) = A_\omega (\omega + 1) s^\omega \exp(-A_\omega s^{\omega+1})$ . Here  $\omega$  is called the Brody parameter and  $A_\omega$  is a normalization constant. If the spectral fluctuations are close to the Poisson type,  $\omega = 0$ , or to the Wigner surmise with  $\omega = 1$ . The position of the chaos marker  $\lambda_c$  is fixed by the condition  $\omega(\lambda) = 1/2$ . Here, the NNSD is obtained, using the unfolding procedure described in [21], with the smooth density as a corrected Gaussian with corrections involving up to 6th order moments of the density function. In Fig. 2, Ensemble averaged values of  $\omega(\lambda)$  are shown by filled triangles for a 100 member BEGOE(1+2) ensemble with  $(m, N) = (10, 5)$  as a function of two-body interaction strength  $\lambda$ . The  $\lambda_c$  is shown by vertical dash line in the Fig. 2. The results clearly show that  $\lambda_c \gg \lambda_t$  for BEGOE(1+2) just as seen for EGOE(1+2) fermionic ensembles [7, 18].

#### IV. DUALITY AND $(m, N)$ DEPENDENCE OF $\lambda_t$

The duality region  $\lambda = \lambda_d$  is the point where quantities defining wave function properties like entropy, strength functions, temperature etc. give same values irrespective of the defining basis [29]. Then one can argue that in this region all wave functions look alike and the duality region defined by  $\lambda = \lambda_d$  is expected to correspond to the thermodynamic region defined by  $\lambda = \lambda_t$  as in fermionic EGOE(1+2) results [17, 18]. For the BEGOE(1+2) Hamiltonian, two choices of basis appear nat-

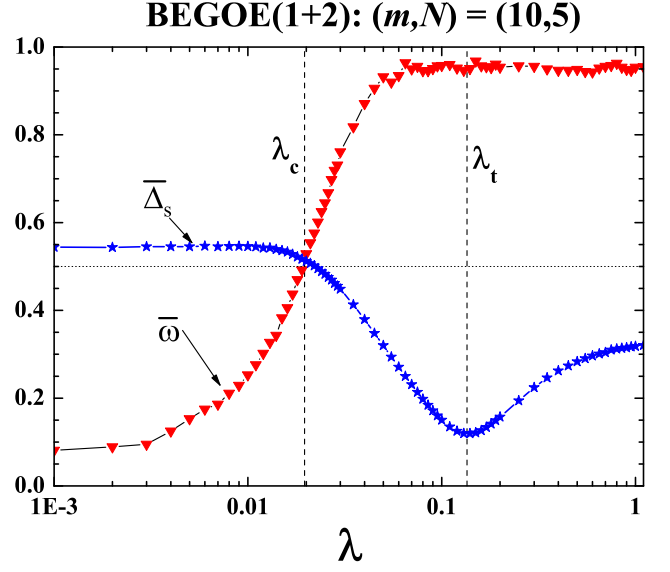


FIG. 2. (Color online) Ensemble averaged values  $\bar{\omega}$  and  $\bar{\Delta}_s$  as a function of two body interaction strength  $\lambda$ , calculated using 100 members of a BEGOE(1+2) with the system of 10 bosons in 5 single particle states. The vertical dashed lines represent the position of  $\lambda_c$  and  $\lambda_t$ . In the calculation single particle energies are taken as independent real Gaussian random variables. Here  $\lambda_c \simeq 0.02$  and  $\lambda_t \simeq 0.13$ .

urally. One is mean-field basis defined by  $h(1)$  and another is the infinite interaction strength basis defined by  $V(2)$ . To examine duality, we compare  $S^{info}(E)$  in  $h(1)$  basis and in  $V(2)$  basis. Figure 3 shows numerical results for the  $S^{info}(E)$  in  $h(1)$  and in  $V(2)$  basis for a 100 member BEGOE(1+2) ensemble using  $(m = 10, N = 5)$  for different values of  $\lambda$ . It is seen from Fig. 3 that values of  $S^{info}(E)$  in these two basis coincide at  $\lambda = 0.13$  giving value for the duality marker  $\lambda_d \simeq 0.13$  for the present example. For  $\lambda$  values greater than or less than  $\lambda_d$  clearly there are differences in  $S^{info}(E)$  in the two basis. For  $\lambda < \lambda_d$ , the  $S^{info}(E)$  values in the  $h(1)$  basis are smaller compared to those in the  $V(2)$  basis and for  $\lambda > \lambda_d$ ,  $S^{info}$  in the  $h(1)$  basis is comparatively larger. The values of entropy in these two basis coincide at  $\lambda = \lambda_d$ . This value is very close to the value of marker  $\lambda_t$  and therefore,  $\lambda_d$  region can be interpreted as the thermodynamic region in the sense that all different definitions of temperature and entropy coincide in this region.

In the  $h(1)$  basis,  $S^{info}(E)$  is determined using equation given below [22].

$$\exp[S^{info}(E) - S_{GOE}^{info}] = \sqrt{1 - \zeta^2} \exp\left\{\frac{\zeta^2}{2}\right\} \exp\left\{-\frac{\zeta^2 E^2}{2}\right\}. \quad (5)$$

Here  $\zeta$  is the correlation coefficient between the full Hamiltonian  $H$  and the diagonal part of the full Hamiltonian  $H$ ; it is given by

$$\zeta = \sqrt{1 - \frac{\sigma_{off-diagonal}^2}{\sigma_H^2}} = \sqrt{\frac{\sigma_{h(1)}^2}{\sigma_{h(1)}^2 + \lambda^2 \sigma_{V(2)}^2}}. \quad (6)$$

We can determine the value of  $\lambda_t$  by using the condition that  $\zeta^2 = 0.5$  [17]; i.e. the spreadings produced by  $h(1)$  and  $V(2)$  are equal at  $\lambda_t$ . In Fig. 4, ensemble averaged values of  $\zeta^2$  as a function of  $\lambda$  for a 100 member BEGOE(1+2) ensemble using  $(m, N)=(10, 5)$  is presented by filled red circles. It is clear from the figure that for  $\lambda \leq \lambda_c$ ,  $\zeta^2$  is close to 1 and as  $\lambda$  increases,  $\zeta^2$  goes on decreasing smoothly. The two vertical dashed lines in Fig. 4 indicate the respective positions of  $\lambda_c$  and  $\lambda_t$  as obtained in section III. It can be clearly seen that  $\zeta^2 = 0.5$  gives the thermalization point  $\lambda_t = 0.13$ . For BEGOE(1+2) ensemble, analytical expression for  $\zeta$  based on the method of trace propagation is derived in [23]. With  $\zeta^2 = 0.5$  in Eq.(7) of [23] and solving it for  $\lambda$ ,  $(m, N)$  dependence of marker is given by,

$$\lambda_t = 2\sqrt{\frac{(N+2)X}{N(N+1)(N-2)(m-1)(N+m-1)}}. \quad (7)$$

where  $X = \sum_i \tilde{\varepsilon}_i^2$ . For uniform sp spectrum with  $\varepsilon_i = i$ ,  $X = N(N+1)(N-1)/12$  and  $\lambda_t = \sqrt{\frac{(N-1)(N+2)}{3(N-2)(m-1)(N+m+1)}}$ . With  $(m=10, N=5)$ , we have  $\lambda_t \approx 0.15$ . For single particle energies which we have used in the present study,  $X = N(N^2+5)/12$  and

$$\lambda_t = \sqrt{\frac{(N+2)(N^2+5)}{3(N+1)(N-2)(m-1)(N+m+1)}}. \quad (8)$$

With  $(m=10, N=5)$ , we have  $\lambda_t \approx 0.16$ . Using Eq. (7) of [23], we have also plotted  $\zeta^2$ , as a function of  $\lambda$ , using uniform single particle energies (blue curve) and single particle energies employed in the present study (green curve) and results are shown in Fig. 4. It can be seen from results that the ensemble averaged values are close to the expected values obtained using Eq. (7) of [23]. Small discrepancy is due to the neglect of induced single-particle energies. In the dense limit, Eq. (8) gives  $\lambda_t \sim \frac{1}{m}\sqrt{\frac{N}{3}}$ . Similarly, in the dilute limit, we have  $\lambda_t \sim \frac{1}{\sqrt{3m}}$  and this result is in agreement with EGOE(1+2) result given in [17].

## V. CONCLUSIONS

In the present work, we have analyzed the relationship between order to chaos transition and thermalization in finite dense interacting boson systems using one-plus two-body embedded Gaussian orthogonal ensemble of random matrices. Using numerical calculations, it is

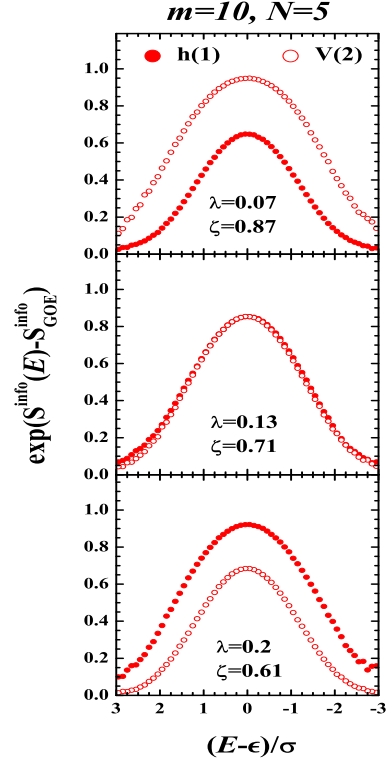


FIG. 3. (Color online) Results for the information entropy in the  $h(1)$  and  $V(2)$  basis for a 100 member BEGOE(1+2) ensemble with 10 bosons ( $m=10$ ) in 5 single particle states ( $N=5$ ) are shown as a function of normalized energy,  $(E-\epsilon)/\sigma$ , for different  $\lambda$  values. Results averaged over bin size 0.1 are shown as circles; filled circles correspond to  $h(1)$  basis and open circles correspond to  $V(2)$  basis. Ensemble averaged  $\zeta$  values are also given in the figure.

demonstrated that in a region  $\lambda \sim \lambda_t$  different definitions give essentially same values for temperature and entropy, thus defining a thermalization region similar to as in fermionic EGOE(1+2) ensembles. The value of  $\lambda_t$  is much larger than the  $\lambda$  value where level fluctuations change from Poisson to GOE and strength functions from Breit-Wigner to Gaussian. Further it is established that the duality region where information entropy will be the same in both the mean field and interaction defined basis corresponds to a region of thermalization. We have also obtained formula for  $\lambda_t$  in terms of  $(m, N)$ . The present work brings completion to the study of transition (chaos) markers generated by BEGOE(1+2) initiated in [22, 23]. Further investigations on thermalization in BEGOE(1+2) will be discussed in future.

## ACKNOWLEDGMENTS

Authors (N.D.C. and V.P.) acknowledge support from UGC(New Delhi) grant F.No:40- 425/2011(SR) and No.F.6-17/10(SA-II) respectively.

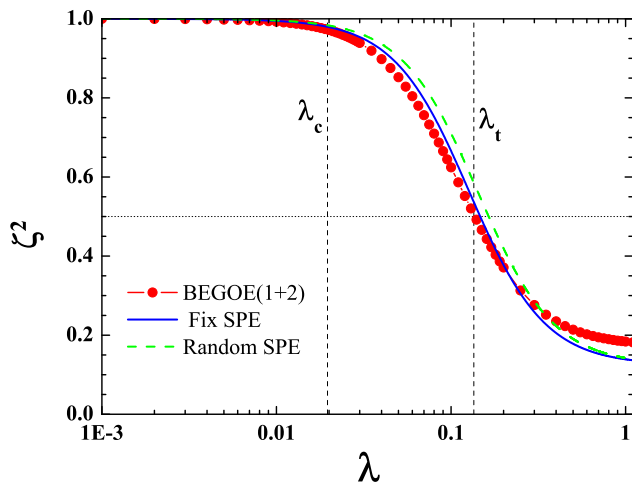


FIG. 4. (Color online) Ensemble averaged values of  $\zeta^2$  (red filled circles) as function of  $\lambda$ , the two-body interaction strength, calculated for a 100 member BEGOE(1+2) ensemble with ( $m = 10, N = 5$ ). Smooth curves are obtained using Eq.(7) of ref.[23]. Blue (continuous) curve is for fixed SPE and green (dash) curve is due to random SPE used in this work.

- 
- [1] M. Rigol, V. Dunjko, and M. Olshanii, *Nature* **452** (2008) 854.
- [2] M. Rigol, *Phys. Rev. Lett.* **103** (2009) 100403; *Phys. Rev. A* **80** (2009) 053607.
- [3] M. Rigol and M. Fitzpatrick, *Phys. Rev. A* **84** (2011) 033640.
- [4] L. F. Santos and M. Rigol, *Phys. Rev. E* **81** (2010) 036206; *Phys. Rev. E* **82** (2010) 031130; M. Rigol and L. F. Santos, *Phys. Rev. A* **82** (2010) 011604(R).
- [5] L. F. Santos, F. Borgonovi, and F. M. Izrailev, *Phys. Rev. Lett.* **108** (2012) 094102.
- [6] L. F. Santos, F. Borgonovi, and F. M. Izrailev, *Phys. Rev. E* **85** (2012) 036209.
- [7] V. K. B. Kota, A. Relaño, J. Retamosa, and Manan Vyas, *J. Stat. Mech.* **P10028** (2011) 1.
- [8] I. Bloch, J. Dalibard, and W. Zwerger, *Rev. Mod. Phys.* **80** (2008) 885; S. Trotzky, Yu-Ao Chen, A. Flesch, Ian P. McCulloch, U. Schollwck, J. Eisert, and I. Bloch, *Nature Physics* **8** (2012) 325.
- [9] M. Horoi, V. Zelevinsky, and B. A. Brown, *Phys. Rev. Lett.* **74**, (1995) 5194; V. Zelevinsky, B. A. Brown, N. Frazier, and M. Horoi, *Phys. Rep.* **276** (1996) 85.
- [10] V. K. B. Kota and R. Sahu, *Phys. Rev. E* **66** (2002) 037103.
- [11] G. Benenti, G. Casati, and D. L. Shepelyansky, *Euro. Phys. J. D* **17** (2001) 265.
- [12] M. Žnidarič, T. Prosen, G. Benenti, G. Casati, and D. Rossini, *Phys. Rev. E* **81** (2010) 051135.
- [13] V.K.B. Kota, *Phys. Rep.* **347** (2001) 223.
- [14] J.M.G. Gómez, K. Kar, V.K.B. Kota, R.A. Molina, A. Relaño, and J. Retamosa, *Phys. Rep.*, **499** (2011) 103.
- [15] V. V. Flambaum, F. M. Izrailev, and G. Casati, *Phys. Rev. E* **54** (1996) 2136; V. V. Flambaum and F. M. Izrailev, *Phys. Rev. E* **56** (1997) 5144.
- [16] V. V. Flambaum and F. M. Izrailev, *Phys. Rev. E* **55** (1997) R13.
- [17] D. Angom, S. Ghosh, and V. K. B. Kota, *Phys. Rev. E* **70** (2004) 016209.
- [18] Manan Vyas, V.K.B. Kota, and N.D. Chavda, *Phys. Rev. E* **81** (2010) 036212(2010).
- [19] V. V. Flambaum and F. M. Izrailev, *Phys. Rev. E* **64** (2001) 036220.
- [20] F. Borgonovi, I. Guarneri, F. M. Izrailev, and G. Casati, *Phys. Lett. A* **247** (1998) 140.
- [21] K. Patel, M.S. Desai, V. Potbhare, and V.K.B. Kota, *Phys. Lett. A* **275** (2000) 329.
- [22] N. D. Chavda, V. Potbhare and V. K. B. Kota, *Phys. Lett. A* **311** (2003) 331.
- [23] N. D. Chavda, V. Potbhare and V. K. B. Kota, *Phys. Lett. A* **326** (2004) 47.
- [24] Manan Vyas, N.D. Chavda, V.K.B. Kota, and V. Potbhare, *arXiv:1010.6054* (2010).
- [25] T. Agasa, L. Benet, T. Rupp, and H. A. Weidenmüller, *Eur. Phys. Lett. B* **56** (2001) 340; T. Agasa, L. Benet, T. Rupp, and H. A. Weidenmüller, *Ann. Phys. (N.Y.)* **298** (2002) 229.
- [26] V. K. B. Kota and V. Potbhare, *Phys. Rev. C* **21** (1980) 2637.
- [27] R.J. Leclair, R.U. Haq, V.K.B. Kota, and N.D. Chavda, *Phys. Lett. A* **372** (2008) 4373.
- [28] T. A. Brody, J. Flores, J. B. French, P. A. Mello, A. Pandey, and S. S. M. Wong, *Rev. Mod. Phys.* **53** (1981) 385.
- [29] Ph. Jacquod and I. A. Varga, *Phys. Rev. Lett.* **89** (2002) 134101.