

On “Novel attractive forces” between ions in quantum plasmas – failure of linearized quantum hydrodynamics

M. Bonitz, E. Pehlke, and T. Schoof

Christian-Albrechts-Universität zu Kiel, Institut für Theoretische Physik und Astrophysik, Leibnizstraße 15, 24098 Kiel, Germany

(Dated: March 21, 2019)

In a recent letter [P.K. Shukla and B. Eliasson, *Phys. Rev. Lett.* **108**, 165007 (2012)] the discovery of a new attractive force between protons in a hydrogen plasma was reported that would be responsible for the formation of molecules and of a proton lattice. Here we show, based on *ab initio* density functional theory calculations, that these predictions are wrong and caused by using linearized quantum hydrodynamics beyond the limits of its applicability.

PACS numbers: 71.10.Ca, 05.30.-d, 52.30.-q

I. INTRODUCTION

Dense correlated quantum plasmas are presently of high interest in many fields including condensed matter, astrophysics and laser plasmas, e.g. [1, 2]. Despite remarkable theoretical and experimental progress over recent decades, even for the simplest plasma system – hydrogen – still interesting questions remain unsolved, including details of the phase diagram and the behavior under high compression, e.g. [3–5]. The modification of the pair interactions between the ions by the surrounding plasma is of prime importance for the theoretical understanding of these systems. In contrast to the familiar Coulomb potential, $\phi^i(r) = Q/r$, of an ion observed in vacuo, in a plasma, correlation and quantum effects cause screening. At weak non-ideality this gives rise to an isotropic Yukawa-type potential, $\phi_s^i(r) = \frac{Q}{r} e^{-r/l_s}$, where l_s is the screening length given, in the limit of a classical high-temperature plasma, by the Debye radius or, in a high-density quantum plasma, by the Thomas-Fermi length L_{TF} . More general screened potentials are successfully computed using linear response theory to obtain the dynamic dielectric function, $\epsilon^l(\mathbf{k}, \omega)$ (longitudinal density response), giving rise to [6]

$$\phi_s^i(\mathbf{r}) = \frac{Q}{2\pi^2} \int d^3k \frac{e^{i\mathbf{k}\cdot\mathbf{r}}}{k^2 \epsilon^l(\mathbf{k}, \mathbf{k} \cdot \mathbf{v})}, \quad (1)$$

where the longitudinal dielectric function derives from the dielectric tensor via $\epsilon^l(\mathbf{k}, \omega) = \sum_{ij} k_i k_j \epsilon_{ij}(\mathbf{k}, \omega)/k^2$. The potential (1) typically decays slower than the exponential Yukawa potential.

Moreover, screening effects are known to give rise to an attractive region of the potential (“anti-screening”) in nonequilibrium situations such as a charge embedded into a streaming flow of oppositely charged particles which is well studied theoretically [7–9], and the resulting attractive force has been confirmed e.g. in dusty plasma experiments with streaming ions. No attractive forces have been observed in equilibrium plasmas with two exceptions: i) the formation of bound states (such as hydrogen molecules or molecular ions) evidently corresponds to a net attractive force between the constituents (hydro-

gen atoms, protons). ii) oscillatory potentials with (very shallow) negative parts (Friedel oscillations) emerge in a strongly degenerate Fermi gas as a consequence of the Fermi edge singularity (essentially due to the step character of the zero temperature momentum distribution of an ideal Fermi gas), e.g. [10]. Friedel oscillations have been observed in experiments probing surface states at very low temperature, e.g. [11].

In a recent letter [12] Shukla and Eliasson (SE) claim to have observed a “novel attractive force” between classical protons in a dense hydrogen plasma containing degenerate electrons. The hydrogen plasma is considered in equilibrium (essentially in the ground state, $T = 0$), and the authors stress that this force is different from Friedel oscillations. From the existence of a “hard core negative potential”, Eq. (1), they predict the formation of bound states, a proton lattice, as well as “critical points and phase transitions at nanoscales”. If correct, these results could have far-reaching consequences for hydrogen and dense quantum plasmas, in general.

It is, therefore, of interest to consider the results of Shukla and Eliasson more in detail, which is the goal of this paper. We first summarize their approach – linearized quantum hydrodynamics (LQHD) – which has become popular in recent years. We then re-evaluate their final formulas transforming to common length and energy scales. We then compare their screened proton potential to results from *ab initio* density functional (DFT) simulations and observe dramatic deviations. From this, we have to conclude that the LQHD results of Ref. [12] are wrong and that there is no basis for the above mentioned predictions of SE for a dense hydrogen plasma. We conclude by analyzing the origin of the deviations which are traced to violation of the applicability range of linearized quantum hydrodynamics.

II. LINEARIZED QUANTUM HYDRODYNAMICS (LQHD)

Quantum hydrodynamics goes back to Madelung [13] and Bohm [14], for a recent overview, see Ref. [15]. The method regained interest in recent decades, in particular

for the description of bosons and, more recently, also for fermions, such as electrons in metals [16]. In the theory of quantum plasmas the linearized version of QHD has become popular since it permits closed analytical results for the linear response properties.

In Ref. [12] SE compute the potential (1) of a proton in a hydrogen plasma by

1. using zero temperature classical hydrodynamic equations for the electron density and mean velocity, coupled to the Poisson equation for the electrostatic potential,
2. adding, in the momentum equation, quantum diffraction effects via the Bohm potential V_B (quantum hydrodynamics, QHD),
3. adding the pressure of the ideal Fermi gas at zero temperature,
4. adding exchange and correlation effects via an additional potential V_{xc} using a simple parameterization, Ref. 33 in [12],
5. neglecting dynamic effects, $\epsilon^l(\mathbf{k}, \omega) \rightarrow \epsilon^l(\mathbf{k}, 0)$,
6. solving the resulting hydrodynamic equations in linear response for the dielectric function $\epsilon^l(\mathbf{k}, 0; r_s)$ (D , in their notation),

which parametrically depends on the coupling parameter (Brueckner parameter) $r_s = \bar{r}/a_B$ which completely defines the plasma state at zero temperature. [Here we introduced the mean interparticle distance, \bar{r} , which is related to the unperturbed density by $4\pi\bar{r}^3/3 = n^{-1}$]. For the explicit form of the used LQHD equations we refer to Ref. [12], for the discussion of V_{xc} and earlier related work, see Ref. [17].

Using their model, SE evaluate the static dielectric function, $\epsilon^l(\mathbf{k}, 0)$, and screened proton potential, ϕ_s^i , at zero temperature, as a function of a single parameter α . We plot α as a function of the Brueckner parameter in Fig. 1. SE observe that the screened potential of a proton, Eq. (1), develops a negative minimum for $\alpha > 0.25$. As can be seen in the figure, this condition can never be realized in a hydrogen plasma (cf. dashed line), so all results of Ref. [12] have no relevance for a real plasma. The origin of this behavior was an error in the ideal Fermi gas pressure (a factor 3 too large) which was corrected in version five of the authors' preprint [18]. In the following, we will, therefore, disregard the results of the Letter [12] and consider exclusively the formulas of Ref. [18] which yield the full line in Fig. 1. Now α indeed exceeds the value 0.25, in a range of coupling parameters $0.61 \leq r_s \leq 26.22$.

We note that SE point out that the QHD is only valid if the electron plasmon energy does not exceed their Fermi energy, $\hbar\omega_{pe} \lesssim k_B T_F$. This range is shaded in Fig. 1 (we used a background dielectric constant $\epsilon = 1$ and effective electron mass $m_* = m_e$, as in Refs. [12, 18]). However, as SE apparently ignored this condition in their

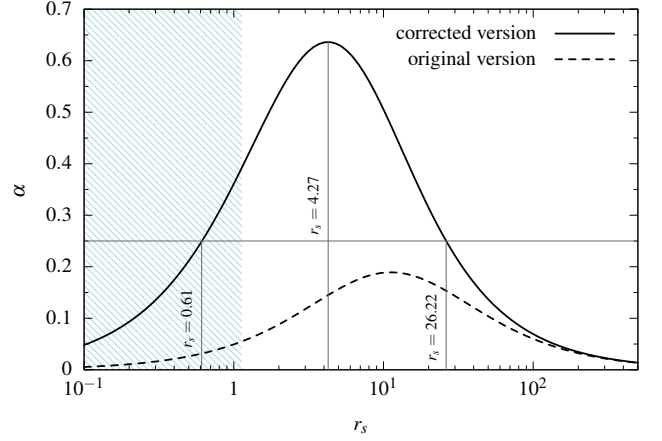


FIG. 1. Coupling parameter α versus Brueckner parameter r_s . The potential of a proton, Eq. (1), becomes attractive for $\alpha > 0.25$. Dashed curve corresponds to the formulas of Ref. [12] and yields no attractive proton-proton interaction at all. Full line is the corrected version, Ref. [18], and an attractive proton potential is predicted in the density interval $26.22 \geq r_s \geq 0.61$ at zero temperature. The shaded area denotes the range of r_s where the plasmon energy is smaller than the Fermi energy, $\hbar\omega_{pe} < k_B T_F$ (weak coupling).

paper, in the following, we also consider the whole range of r_s values where an attractive hydrogen interaction is observed, as done in Refs. [12, 18].

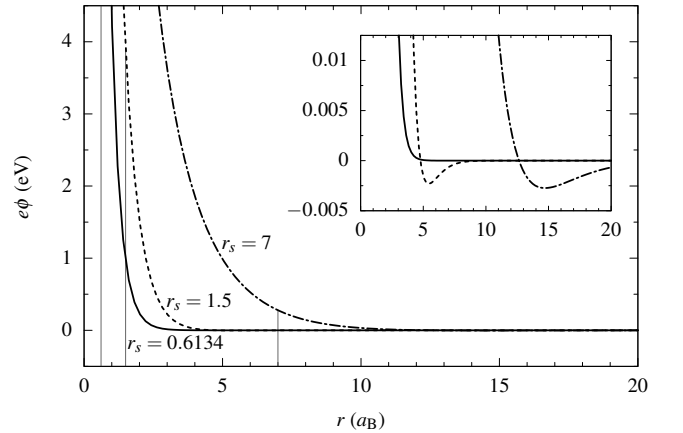


FIG. 2. Screened proton potential of SE according to the corrected version of Ref. [18], for three densities. A single negative minimum is observed, shown more clearly in the inset. The location of the minimum and its depth are shown in Figs. 3 and 4, respectively. Thin vertical lines indicate the equilibrium nearest neighbor distance of two protons, cf. Fig. 3.

Let us now analyze the results for the screened proton potential, according to Ref. [18]. In Fig. 2 we plot the potential energy corresponding to the screened proton potential in units of eV for three densities corresponding to $r_s = 7, 1.5, 0.61$. At low and high densities (i.e. for

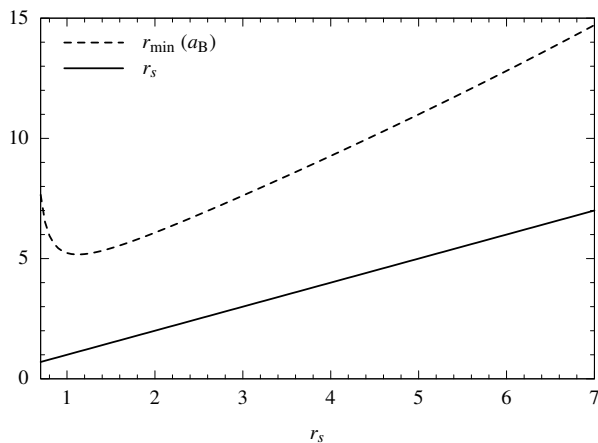


FIG. 3. Position of the attractive potential minimum of SE in units of the Bohr radius as a function of r_s (corrected version [18]), compared to the mean interparticle distance. Note that the ground state nearest neighbor distance of two protons in the molecular phase ($r_s \gtrsim 2 \dots 3$) is in the range of $1.5 \dots 2a_B$.

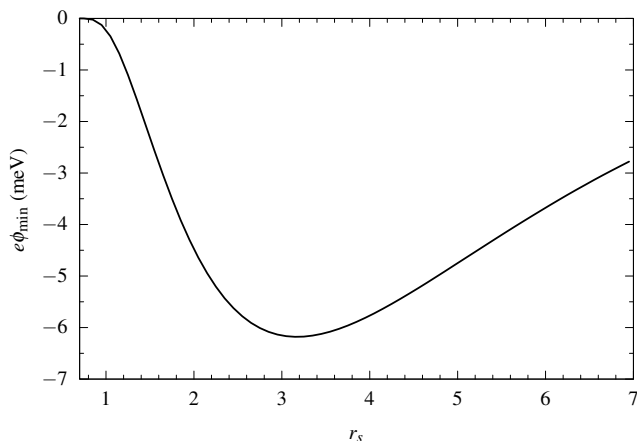


FIG. 4. Depth of the attractive potential minimum of SE (corrected version [18]). The deepest value is observed for $r_s \approx 3$ corresponding to $\alpha \approx 0.6$, cf. Fig. 1.

cases where $\alpha < 0.25$), we confirm that the potential is purely repulsive. In agreement with Fig. 1, for $\alpha > 0.25$ a negative minimum develops at a distance of several Bohr radii from the proton. The position of the minimum is plotted versus r_s in Fig. 3. There exists a minimum of this distance of about $5a_B$ for $r_s \approx 1$ with a slow (rapid) increase for lower (higher) densities. Finally, we analyze the depth of the attractive potential minimum. These values are plotted in Fig. 4 for r_s between 7 and 0.6 below which the minimum vanishes. The deepest minimum is observed around $r_s = 3$ and amounts to about 6 meV corresponding to a temperature of about 65 K.

III. COMPARISON OF LQHD TO AB INITIO DFT RESULTS

Let us now analyze the results following from the SE model and compare them to what is known about dense hydrogen. There have been numerous studies of hydrogen plasmas based on analytical approximations and first-principle simulations as well, e.g. [1, 4]. There is hardly any question that the low-density ground state consists of H_2 -molecules (either in a gas, liquid or solid phase). When the density is increased, the molecular binding is reduced until, eventually around $r_s \sim 2 \dots 3$, molecules break up. Even though the detailed scenario maybe quite complex, e.g. [4, 5], involve intermediate states (including H -atoms) and vary with temperature it is clear that, around some critical density n_M (Mott density), all bound states will break up into electrons and protons, e.g. [19]. This pressure ionization is a gradual process and a reasonable estimate for n_M corresponds to $r_s \approx 1.2 \dots 1.5$. Upon further density increase one expects formation of a liquid and, eventually, solid phase of protons embedded into a Fermi gas of electrons, e.g. [19, 20]. While there remain interesting questions about the precise values of the different phase boundaries [21], the general structure of the hydrogen phase diagram at high pressures is well understood, e.g. [3].

As an illustration, and for direct comparison with SE, we present results for the screened proton potential and for the interaction of hydrogen atoms embedded in a jellium background, as obtained from density-functional total energy calculations. The *ab initio* scheme of DFT rests on firm theoretical grounds and has been thoroughly tested in recent decades. A major advantage, compared to the model of SE, is the fully consistent treatment of quantum effects with no restrictions to linear response. The only uncontrolled approximation contained in DFT total-energy calculations is the approximation applied to the exchange-correlation energy functional, but the accuracy and limitations of the different approximations available have been investigated in detail for many applications in solid state physics and molecular chemistry [22]. DFT total-energy calculations can serve as a benchmark for the hydrodynamic model of SE. Before proceeding with our own calculations we point out that detailed DFT calculations have been carried through for H and H_2 in jellium before, see, e. g., the work by Almladh *et al.*, Ref. [23], by Bonev and Ashcroft, Ref. [24], and by Song, Ref. [25]. Our results concur with their findings. For other recent DFT results for dense hydrogen, see Refs. [26, 27] and references therein.

In the following we restrict ourselves to spin-unpolarized simulations. It is a well-known artefact of the usually applied approximations to the exchange-correlation energy functional that in vacuo the hydrogen molecule undergoes a transition from a spin-unpolarized to a spin-polarized ground state when the separation of the two protons is increased [28, 29]. However, in their spin-polarized DFT-calculations for hydrogen atoms im-

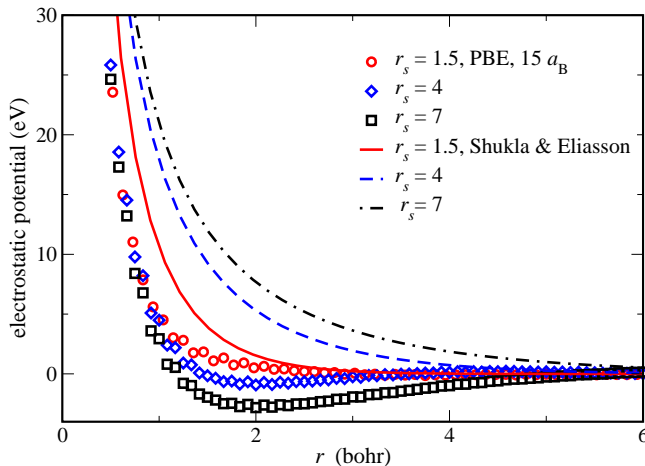


FIG. 5. (color online) Electrostatic potential around an H-atom immersed in jellium. r is the distance from the proton. DFT data have been calculated in a cubic box (size $15a_0$) using the PBE-GGA for the exchange-correlation energy-functional, a single k-point, and a plane-wave cutoff-energy of 200 Ry ($r_s = 1.5$) or 300 Ry ($r_s = 4$ and $r_s = 7$). The DFT data (symbols) are compared to the electrostatic potential from LQHD of Shukla and Eliasson, Ref. [18] (lines).

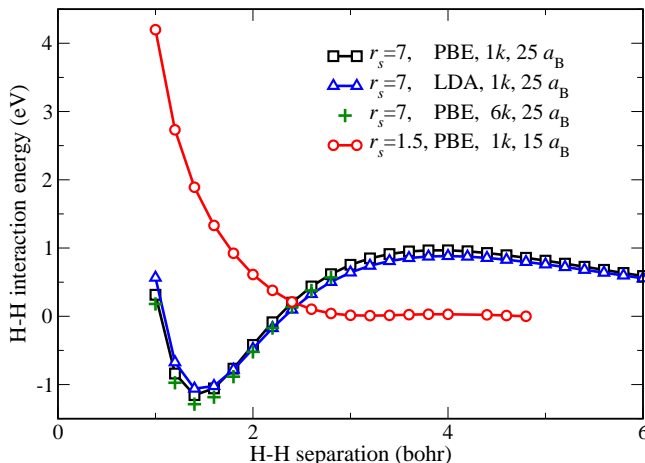


FIG. 6. (color online) Interaction energy of two H-atoms immersed in jellium for two densities. While for $r_s = 7$ a minimum around the hydrogen molecule bond length in vacuo (1.4 bohr) is observed, for $r_s = 1.5$, the molecular bound state is unstable. The DFT data have been calculated in a cubic box (with a size as noted in the inset) using PBE-GGA or LDA for the exchange-correlation energy-functional, a single or 6 k-points in the irreducible part of the Brillouin zone, and a plane-wave cutoff-energy of 100 Ry.

mersed in jellium, Nazarov *et al.* [30] have found a spin-unpolarized ground-state for $3 < r_s < 14$. For this reason, and as no spin-polarization is to be expected at even higher electron densities, we have carried through only spin-unpolarized relaxations for $r_s = 1.5$ and $r_s = 7$. This is consistent with Ref. [24].

The data in Figs. 5 and 6 have been computed with

the **fhimd** code [31]. A $1/r$ Coulomb potential (i.e. no pseudopotential) has been taken for the proton-electron interaction. The cut-off energy of the plane-wave basis-set has been chosen at 100 Ry for the calculation of the H-H interaction energy, while larger values have been used for the calculation of the screened potential of an H-atom, or proton, in jellium. The two hydrogen atoms forming the H_2 molecule are put into a cubic super-cell with the length of the edge equal to 25 bohr (15 bohr), in case of $r_s = 7$ ($r_s = 1.5$). The super-cell is repeated periodically in all three directions. Calculations have been carried through using only a single special k-point. Additional computations with 6 special k-points derived from a $4 \times 4 \times 4$ back-folding [31, 32] allow an error estimate, as can be seen in Fig. 6. The smearing of the Fermi distribution is small, $k_B T = 0.025$ eV or 0.1 eV, and the total energy has been extrapolated to zero temperature under the usual assumption of a linear heat capacity [31]. The generalized gradient approximation by Perdew and Ernzerhof (PBE96) [33] and, for comparison, the local-density approximation, have been applied to the exchange-correlation energy functional.

Let us now consider the results. As a typical low-density case, we show in Fig. 5 the electrostatic potential around a proton in jellium for $r_s = 7$. It exhibits a clear negative minimum around a distance of $r_{min} \approx 2a_B$. The minimum becomes shallower with increasing electron density, cf. curve for $r_s = 4$, and vanishes for $r_s = 1.5$. There are further Friedel oscillations at larger distances, which, however, are often not well resolved due to computational limitations and the small size of the super-cell, but they are of no relevance for hydrogen at these conditions, see below. Our data can now be directly compared to the LQHD results of SE, shown by lines in Fig. 5. In the range of $r \approx 1...4a_B$ the electrostatic potential from DFT differs even qualitatively from the analytic expression by Shukla and Eliasson. In part we ascribe this to the formation of an H^- ion, i. e. a bound state which Almbladh *et al.* [23] have found for $r_s > 1.9$. As pointed out by Bonev and Ashcroft [24], this formation of a negative ion sheds doubts on the usefulness of linear response theory and the adequateness of jellium-type (or one-component plasma) models for the description of a nonideal hydrogen plasma.

The interaction energy of two hydrogen atoms immersed in a jellium background with $r_s = 7$ or $r_s = 1.5$ is displayed in Fig. 6. In fact, the H-H interaction energy has been computed by Bonev and Ashcroft [24] before, using the DFT total-energy program **VASP**. They point out that linear response theory would be inadequate for this purpose. Furthermore, they describe the fate of the hydrogen bond when the electron density is increased: For $r_s > 3$ a local energy minimum at a H-H separation larger, but still close to, the bond length of the hydrogen molecule in vacuum, and an energy barrier towards H_2 association are observed [24]. Our DFT results summarized in Fig. 6 show the same behavior: For $r_s = 7$ we obtain a stable H_2 -bond at a bond length comparable to

the bond length of a hydrogen molecule in vacuo, but with a much smaller binding energy. This result is not sensitive with respect to the approximation applied to the exchange-correlation functional. Also the more technical effect of the restricted k-point sampling can be read from the Figure. Comparing again to the LQHD results of Shukla and Eliasson, it is obvious that the interaction energy minimum found in the *ab initio* data is not included in their approach. Thus, the SE screened proton potential has, for small densities (e.g. $r_s = 7$), a qualitatively incorrect shape, in particular it completely misses the molecular bound state.

For larger density, i. e. for $r_s = 1.5$, Fig. 6 shows that the minimum in our simulations becomes very shallow or vanishes at all, within the accuracy of the numerical DFT computations. Similarly, we do not resolve extremely shallow (below 100meV) binding potentials at larger distances from the proton, such as the ones related to Friedel oscillations. These oscillations could be reproduced by DFT using a substantial computational effort. However, there is no need for this since such extremely small features of the potential are of no relevance for all dense plasma applications since they always encounter a finite electron temperature of at least one eV.

IV. DISCUSSION. FAILURE OF LQHD

As shown from the comparison to *ab initio* DFT simulations, the SE potential is qualitatively wrong at low density. In particular, it completely misses the bound states of protons in low temperature hydrogen. When the density is increased the deviations between LQHD and DFT potentials become smaller but are still noticeable. Yet even at higher densities the SE potential is qualitatively wrong because it does not show an attractive minimum for $r_s < 0.61$ at all. Dielectric theories of the electron gas and electron liquid including correlations in the frame of local field corrections confirm that Friedel oscillations persist up to high densities, e.g. [34, 35]. Thus, the present LQHD model also misses the Friedel oscillations, as the authors themselves underline (the limit $r_s \rightarrow 0$ where the screened potential (1) is approximately given by a Yukawa potential with the screening length L_{TF} appears to be correct.). These failures rule out any reliable predictions such as “novel” potential minima. Besides, the extremely low value of the associated binding energy (cf. Fig. 4) would require a particularly accurate theory and careful verification.

Nevertheless, let us assume for a moment that the “novel attractive potential” of SE would be a real effect and consider its implications for proton crystallization [12]. To this end, we plot in Fig. 3 the location of the potential minimum and compare it to the mean interparticle distance for a given density. It is obvious that there is a striking mismatch. Even if this attractive potential would exist and the system would be at zero temperature protons could not occupy the minimum locations simply

because their density is several orders of magnitude too high (see also Fig. 2 where the mean interparticle distance is marked on the SE potential) making such a state energetically impossible.

Finally, let us analyze the reason for the failure of the linearized QHD model in application to dense two-component plasmas. While the limitations of the LQHD were completely ignored by the authors of Refs. [12, 18] two key problems (i. and ii. below) have been pointed out by Manfredi and co-workers [17] who performed a test of a 1D version of QHD. Our results allow us to extend the list of limitations:

- i.: QHD includes quantum effects only up to second order in \hbar [17],
- ii.: as any fluid theory, QHD cannot resolve distances below some cut-off r^* [17],
- iii.: exchange and correlation effects are treated only approximately, so the model is restricted to the weak coupling regime, $r_s < 1$, which is in agreement with $\hbar\omega_{pe} < k_B T_F$, see above. The inclusion of an exchange-correlation potential apparently allows to extend the applicability range, at least for metals [17] but, evidently, not for hydrogen,
- iv.: linearized QHD fails when describing strong attractive interactions.

Using our simulation results, we may directly verify ii.). In a hydrodynamic description of classical plasmas the smallest length scale that can be resolved is the Debye length. Similarly, in quantum hydrodynamics, this cut-off is expected to be the Thomas-Fermi length, $L_{TF} = \hbar k_F / (\sqrt{3} m_e \omega_{pe}) = (\pi/12)^{1/3} r_s^{1/2} a_B$. In fact, re-examining the DFT and LQHD data for the screened proton potential in Fig. 5 we observe that the most dramatic deviations occur on length scales smaller than $r^* \approx (3 \dots 4) L_{TF}$. Thus we confirm that QHD cannot, by construction, yield potentials with atomic-scale resolution in a dense quantum plasma [36].

Yet the most severe limitation is, apparently, related to the linearization of the QHD equations, item iv.). In fact, similar linear response calculations for a proton in a degenerate electron gas have been done long ago. Almladh et al. [23] have performed density functional calculations and compared them to a linearized version of DFT (which, by construction, is essentially more accurate than any hydrodynamic approach). They observed a complete failure of the linear theory in the prediction of the electron density screening the proton. Not only is the electron density at the proton a factor 2 to 33 (for $r_s = 1$ and $r_s = 6$, respectively) too small, but linear theory generally predicted Friedel oscillations to occur at much too high distances from the proton. Thus, a possible explanation for the potential minimum observed in the present linearized QHD, cf. Fig. 2, is that it is a trace of the Friedel oscillations (the first minimum) that is displaced to higher distances from the proton due to

the linearization, cf. also Fig. 3. It would, therefore, be interesting to test this hypothesis by comparing the results of SE to QHD without linearization.

In summary, we have presented ab initio DFT calculations for the screened potential of a proton in dense jellium. This potential was found to differ qualitatively from the one of the SE model, even if the wrong data of the original Letter [12] are disregarded and the corrected version of Ref. [18] is being used. We have demonstrated that the linearized QHD model is not able to

correctly describe dense hydrogen and have given explanations for this failure. The observed extremely shallow “novel” minimum of the potential is not a property of dense quantum plasmas but an artefact of the linearized QHD model that has been used way outside its applicability limits that we discussed above. Thus, there is no factual basis for the astonishing predictions of novel ion lattices, atoms, molecules, “critical points and phase transitions in quantum plasmas at nanoscales” [12].

This work is supported by the Deutsche Forschungsgemeinschaft via SFB-TR 24 project A5.

-
- [1] D. Kremp, M. Schlanges, and W.-D. Kraeft, *Quantum Statistics of Nonideal Plasmas*, Springer, Berlin, Heidelberg 2005.
 - [2] M. Bonitz et al., Phys. Plasmas **15**, 055704 (2008) and references therein.
 - [3] I. Silvera, PNAS **107**, 12743 (2010).
 - [4] M.A. Morales, C. Pierleoni, E. Schwegler, and D.M. Ceperley, PNAS **107**, 12799 (2010).
 - [5] V. Labet, P. Gonzalez-Morelos, R. Hoffmann, and N.W. Ashcroft, J. Chem. Phys. **136**, 074501 (2012).
 - [6] N. Rostoker, Nucl. Fusion **1**, 101 (1961).
 - [7] P.K. Shukla, and B. Eliasson, Rev. Mod. Phys. **81**, 25 (2009).
 - [8] for a recent overview and references, see I.H. Hutchinson, Phys. Plasmas **18**, 032111 (2011).
 - [9] P. Ludwig, W.J. Miloch, H. Kählert, and M. Bonitz, New J. Phys. **14**, 053016 (2012).
 - [10] for a text book discussion, see C. Kittel, *Introduction to Solid State Physics*, J. Wiley & Sons, New York 1986.
 - [11] M. Ziegler, J. Kröger, R. Berndt, A. Filinov, and M. Bonitz, Phys. Rev. B **78**, 245427 (2008).
 - [12] P.K. Shukla, and B. Eliasson, Phys. Rev. Lett. **108**, 165007 (2012).
 - [13] E. Madelung, Z. Physik **40**, 332 (1926).
 - [14] D. Bohm, and J. Vigier, Phys. Rev. **96**, 208 (1954).
 - [15] M. Bonitz, A. Filinov, J. Böning, and J.W. Dufty, in: *Introduction to Complex Plasmas*, M. Bonitz, N. Horing, and P. Ludwig (eds.), Springer 2010.
 - [16] G. Manfredi, and F. Haas, Phys. Rev. B **64**, 075316 (2001).
 - [17] N. Crouseilles, P.-A. Hervieux, and G. Manfredi, Phys. Rev. B **78**, 155412 (2008).
 - [18] P.K. Shukla, and B. Eliasson, arXiv:1112.5556v5.
 - [19] M. Bonitz, V.S. Filinov, V.E. Fortov, P.R. Levashov, and H. Fehske, Phys. Rev. Lett. **95**, 235006 (2005)
 - [20] B. Militzer, and R.L. Graham, J. Phys. Chem. Solids, **67**, 2136 (2006).
 - [21] see V. Filinov, M. Bonitz, H. Fehske, P.R. Levashov, and V.E. Fortov, Contrib. Plasma Phys. **52**, (2012) and references therein.
 - [22] for an overview, see e.g. M. Korth, S. Grimme, J. Chem. Theory Comput. **5**, 993 (2009) and C. Fiolhais, F. Nogueira, M. Marques, *A Primer in Density Functional Theory*, Lecture Notes in Physics **620**, Springer-Verlag (Berlin, 2003).
 - [23] C.O. Almbladh, U. von Barth, Z.D. Popovic, and M.J. Stott, Phys. Rev. B **14**, 2250 (1976)
 - [24] S.A. Bonev, and N.W. Ashcroft, Phys. Rev. B **64**, 224112 (2001)
 - [25] J.-H. Song, *Impurities in a Homogeneous Electron Gas*, PhD thesis, Oregon State University (2004).
 - [26] K.P. Driver, and B. Militzer, Phys. Rev. Lett. **108**, 115502 (2012)
 - [27] B. Holst, M. French, and R. Redmer, Phys. Rev. B **83**, 235120 (2011)
 - [28] J. P. Perdew, A. Savin, K. Burke, Phys. Rev. A **51**, 4531 (1995).
 - [29] M. Fuchs, Y. M. Niquet, X. Gonze, K. Burke, J. Chem. Phys. **122**, 094116 (2005).
 - [30] V. U. Nazarov, C. S. Kim, Y. Takada, Phys. Rev. B **72**, 233205 (2005).
 - [31] M. Bockstedte, A. Kley, J. Neugebauer, M. Scheffler, Comp. Phys. Comm. **107**, 187 (1997).
 - [32] H. J. Monkhorst, J. D. Pack, Phys. Rev. B **13**, 5188 (1976) and Phys. Rev. B **16**, 1748 (1977).
 - [33] J. P. Perdew, K. Burke, M. Ernzerhof, Phys. Rev. Lett. **77**, 3865 (1996).
 - [34] G.E. Simion, and G.F. Giuliani, Phys. Rev. B **72**, 045127 (2005)
 - [35] G.D. Mahan, *Many-particle Physics*, Plenum Press, New York (1990)
 - [36] For completeness we mention that for distances larger than r^* there are still noticeable deviations of the LQHD potential from the DFT result that are significantly larger than the minimum of the LQHD potential, cf. Fig. 4.