

AGN and Megamasers

Andrea Tarchi

INAF - Osservatorio Astronomico di Cagliari, Capoterra (CA), Italy
email: atarchi@oa-cagliari.inaf.it

Abstract. Luminous extragalactic masers are traditionally referred to as the ‘megamasers’. Those produced by water molecules are associated with accretion disks, radio jets, or outflows in the nuclear regions of active galactic nuclei (AGN). The majority of OH maser sources are instead driven by intense star formation in ultra-luminous infrared galaxies, although in a few cases the OH maser emission traces rotating (toroidal or disk) structures around the nuclear engines of AGN. Thus, detailed maser studies provide a fundamental contribution to our knowledge of the main nuclear components of AGN, constitute unique tools to measure geometric distances of host galaxies, and have a great impact on probing the, so far, paradigmatic Unified Model of AGN.

Keywords. Masers, Galaxies: active, Galaxies: nuclei, Radio lines: galaxies

1. Introduction

The widely accepted Unified Model of active galactic nuclei (AGN; e.g., Antonucci 1993, Urry & Padovani 1995) implies, in their very centres, the presence of a supermassive black hole surrounded by a parsec-scale accretion disk. The emission from the disk is particularly intense at ultraviolet (UV) and soft X-ray wavelengths. The accretion disk is then surrounded by a torus (or a thick disk) of atomic and molecular gas, with a size of 1-100 pc, that obscures the optical and UV emission along certain directions. Therefore, the object appears as either a type 1 or type 2 AGN depending on the line of sight. In type 1 AGN, the observer views the accretion disk and black hole through the hole in the torus, while in type 2 AGN the direct view of these nuclear components is obscured by the torus. The amount of radio loudness in each object (thus, if it is classified as a radio-quiet or radio-loud AGN) and its membership to an individual radio class of AGN (e.g., QSO, FRI, BL Lac, etc...) are instead more ascribable to the host galaxy type and/or to intrinsic properties of the nuclear components of the AGN (spin, mass, and accretion rate of the black hole, the relativistic jet power and orientation, etc...; see, e.g., Urry & Padovani 1995).

Studies of the central regions of AGN are complicated by the extremely small scales and complex structures of the nuclear components. In addition, particularly in type 2 AGN, the inner regions are often obscured at optical and UV wavelengths. Observations at infrared (IR, the band where most of the nuclear radiation absorbed by the torus is re-emitted), X-ray, and radio frequencies can, however, access these obscured regions. In particular, at radio wavelengths, water and OH maser studies are a unique tool for investigating the structure and kinematics of the gas close to and around the nuclear engines of AGN.

2. Masing molecules in extragalactic objects

The most common molecules found to produce maser emission in extragalactic environments are hydroxyl and water. The former molecule is detected at radio wavelengths

in four hyperfine transitions of its ground rotational level with rest frequencies, in the radio band, of 1665, 1667, 1612, 1720 MHz. The emission from the first two transitions is the one typically observed in galaxies. The OH maser emission traces a relatively warm ($100 < T_{kin} < 300$ K) and dense ($10^4 < n(\text{H}_2) < 10^6 \text{ cm}^{-3}$) gas. The water maser main line is instead produced by the transition between the rotational levels 6_{16} and 5_{23} at a rest radio frequency of 22.2 GHz. Extragalactic water maser emission at 183 GHz was also detected in two galaxies, NGC 3079 (Humphreys et al. 2005) and Arp 220 (Cernicharo, Pardo & Weiß 2006), that, however, will not be discussed in the following. The water maser emission traces much warmer ($T_{kin} > 300$ K) and denser ($10^7 < n(\text{H}_2) < 10^{11} \text{ cm}^{-3}$) gas than OH and the emitting spots show extreme compactness and brightness temperatures.

While the association of water megamaser sources with AGN activity has been confidently assessed for a large number of galaxies, the association between OH megamasers and AGN processes is, so far, less understood. Hence, the remainder of this review will mostly focus on H_2O megamasers, although a brief description of OH megamasers and, in particular, on their association with the H_2O ones, will be reported in Sect. 4. More issues related to extragalactic OH masers will also be treated elsewhere in this volume.

2.1. Disk masers

When water masers are associated with accretion disks in AGN they often show a spectrum with a characteristic triple-peak pattern, with three distinct groups of features, one (the systemic lines) clustered around the systemic velocity of the galaxy and the other two (the high-velocity lines) almost symmetrically displaced from the first group toward the blue and the red sides by hundreds of km/s. Very Long baseline Interferometry (VLBI) and single-dish monitoring studies in the radio have allowed to use the water maser spots to map nuclear accretion disks and provide, for NGC 4258, a calibration of the cosmic distance scale (Miyoshi et al. 1995; Herrnstein et al. 1999). For many years, NGC 4258 has been the only galaxy where such detailed studies were possible. However, nowadays,

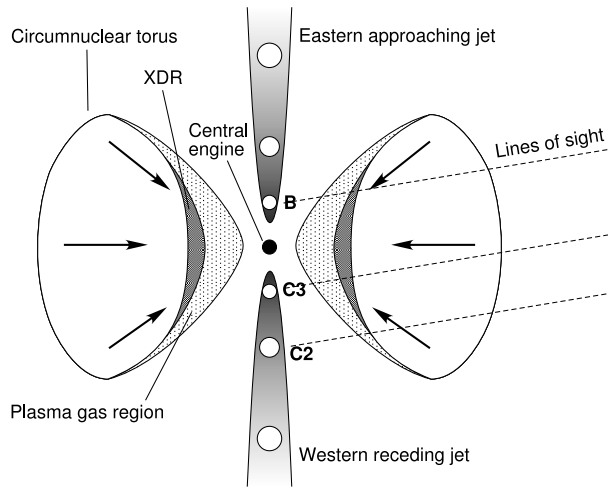


Figure 1. A cartoon illustrating the possible environment in the circumnuclear torus and jets in NGC 1052. An X-ray dissociation region (XDR) is formed on the inner layer of the torus and amplifies background continuum emission from the jet knots. On B and C3, we can see both the H_2O maser emission and FFA absorption. Only FFA appears, instead, on C2. The infalling of the gas inside the torus toward the central engine motivates the redshifted velocity of the water (Sawada-Satoh et al. 2008).

the number of galaxies found to host water masers associated with accretion disks and with favourable characteristics (e.g., proximity, disk inclination, etc...) is rapidly rising thanks, in particular, to the Megamaser Cosmology Project (MCP). The description of this project and its main results achieved, so far, on the use of disk-masers to derive distances of the host galaxies, hence with a strong impact on improving the accuracy with which H_0 is known, are described by Henkel and Impellizzeri et al. (these proceedings) and will not be repeated here.

Another very relevant use of disk-masers is that, by modelling and analysing the keplerian rotation curve of the accretion disks, as derived from the aforementioned maser studies, mass estimates of the nuclear engine can be obtained. Recently, Kuo et al. (2011) has estimated 6 new BH masses using this method, obtaining values from 0.75 to $6.5 \times 10^7 M_\odot$. For 3 of these galaxies, they also derived central densities large enough to rule out clusters of stars or stellar remnants as the central objects, thus reinforcing the 'standard' supermassive black hole scenario for AGN. Furthermore, using the BH mass estimates of Kuo et al. (2011), in addition to a few other BH masses estimated before using disk-masers, Greene et al. (2010) improved the low mass end of the $M_{BH} - \sigma^*$ relation, so far, almost uniquely derived for elliptical galaxies with larger BH masses. This way, they found a larger scatter in this relation than previously obtained, possibly hinting at a non-universal nature of the relation as instead indicated before by the law derived from elliptical galaxies only.

2.2. Jet masers

Water maser emission can also be associated with radio jets, produced by either the interaction between the radio jet and an encroaching molecular cloud or by the amplification of the radio continuum from the jet from excited water molecules in a foreground cloud. Two examples of jet-maser sources (but more cases are reported in literature) can be briefly described to illustrate the two mechanisms: Mrk 348 and NGC 1052. In both cases, the maser spectrum is composed of a single broad (a few 100 km/s) line redshifted w.r.t. the systemic velocity of the host galaxy (for the single-dish detection spectra of Mrk 348 and NGC 1052, see Falcke et al. 2000 and Braatz et al. 1994, respectively), and the maser emission was confidently found to be located along the radio continuum of the jet, displaced from the position of the putative nucleus (for Mrk 348, see Peck et al. 2003; for NGC 1052, see Claussen et al. 1998).

Mrk 348 was extensively studied by Peck et al. (2003) using interferometric and single-dish multi-epoch observations. Their analysis led to a model for the origin of the emission related to a post-shocked region at the interface between the energetic jet material and the molecular gas in the cloud where the jet is boring through. With the aid of the reverberation mapping technique, Peck et al. (2003) were also able to derive relevant physical quantities of the jet material, like its velocity and density.

A somewhat different scenario is instead that brought about for NGC 1052 by Sawada-Satoh et al. (2008). According to their picture, the maser clouds are most likely located foreground to the jet in a circumnuclear torus (or disk), thus amplifying the continuum seed emission from the jet knots (Fig. 1). The maser gas is indeed found where the free-free opacity from foreground thermal plasma absorbing the jet synchrotron emission is large. Being the material in the torus/disk also the putative source of accretion onto the nucleus, its contraction toward the central engine accounts for the redshifted velocity of all the maser features.

2.3. Outflow masers

A third class of AGN-associated water masers is named 'outflow-masers'. Presently, however, there is only one case that has been thoroughly investigated, the nearby Seyfert 2 galaxy Circinus. VLBI maps of the water emission from this galaxy have shown that maser spots trace two different dynamic components, a warped edge-on accretion disk and a wide angle nuclear outflow up to ~ 1 pc from the central engine. Indeed, that in the Circinus galaxy represents the first direct evidence of dusty, high-density, molecular material in a nuclear outflow, at such small scales, thus allowing detailed study of the velocity and geometry of nuclear winds (Greenhill et al. 2003). At larger scales, more recently, the distribution of dust in the nuclear region of Circinus has been investigated by Tristram et al. (2007) using interferometric observations with the MID-infrared Interferometric Instrument (MIDI) at the VLTI. They found that the dust is distributed in two components, a dense and warm disk component with a radius of 0.2 pc (where the disk-masers found by Greenhill et al. 2003 are located) and a less dense and slightly cooler geometrically-thick torus-like components up to pc scales. This dusty torus confirms the presence of such structures in AGN, as expected from the Unified Model, and is seemingly the agent that collimates the AGN outflow traced by the water maser spots. However, evidence is also reported by Tristram et al. (2007) of a clumpy or filamentary dust distribution in the torus that, if confirmed for AGN tori in general, may have an impact on our understanding/classification of the different types of AGN.

3. Water masers in AGN: detection rates and host galaxies

So far, more than 3000 galaxies have been searched for water maser emission and detections have been obtained in about 150 of them[†], the majority being radio-quiet AGN classified as Seyfert 2 (Sy 2) or Low-ionization nuclear emission-line regions (LINERs), in the local Universe ($z < 0.05$)

The overall detection rate for AGN is only of a few %. This detection rate rises considerably (up to 20-25%) when considering only the nearest Sy 2 and LINER galaxies (e.g. those < 5000 km/s; Braatz et al. in prep.).

A question that naturally arises is: why some AGN, also among the same class, host H₂O maser sources while some other don't? One way to try answering this question is to investigate possible peculiarities of the masing galaxies (w.r.t. the non-masing ones).

Indeed, AGN hosting water maser emission tend to show a high column density ($N_{\text{H}} > 10^{23} \text{ cm}^{-2}$) or are even Compton-thick ($N_{\text{H}} > 10^{24} \text{ cm}^{-2}$; e.g. Zhang et al. 2006, Greenhill et al. 2008). Furthermore, a rough correlation has been found between maser isotropic luminosity and unabsorbed X-ray luminosity (Kondratko, Greenhill & Moran 2006). Although promising, these studies have been affected by a lack or poor quality of X-ray data for a large percentage ($\sim 50\%$) of the known maser galaxies. Positively, a survey of all known H₂O maser sources in AGN using the Swift satellite is ongoing (Castangia et al. 2011, Castangia et al. in prep.) that may help clarifying, on a firm statistical basis, the interplay between X-ray and maser emission.

A number of studies have been also recently led with the goal of finding correlations between the occurrence of maser emission and host galaxies characteristics at several wavelengths. The main results of these studies are: the confirmation of the

[†] These values are compiled using information taken from the Megamaser Cosmology Project (MCP) and Hubble Constant Maser Experiment (HoME), '<https://safe.nrao.edu/wiki/bin/view/Main/MegamaserCosmologyProject>' and '<https://www.cfa.harvard.edu/lincoln/demo/HoME/index.html>', respectively.

fact that H₂O masers reside primarily in X-ray absorbed sources (Zhang et al. 2010, Ramolla et al. 2011, Zhu et al. 2011), the larger radio luminosity found in H₂O maser hosts w.r.t. that in non-maser galaxies (Zhang et al. 2012), and the indication of the extinction-corrected [OIII] λ 5007 flux as a good sample selection criterion to maximize the number of detections in maser searches (Zhu et al. 2011; see also Zaw et al., these proceedings).

As already mentioned before, the highest occurrence of maser emission happens in type 2 Seyferts. Surely, identifying water maser emission associated with Sy 2 galaxies is not particularly surprising, given that the Unified Model for AGN requires an obscuring structure, which is probably an edge-on disk or torus, along the line of sight towards the nucleus of a type 2 AGN. This structure can provide a molecular reservoir and the amplification paths necessary for maser action. The relation between a type 1 Seyfert and the maser phenomenon is instead less obvious. According to the same paradigm, in type 1 objects, accretion disks and/or tori, if present at all, should be orientated face-on, making them less likely to produce detectable maser emission. Consistently, out of the 150 water maser sources detected so far, maser emission has been detected in only one 'pure' Sy 1, NGC 2782, apparently in strong agreement with the Unified Model. However, a recent result obtained by Tarchi et al. 2011b seems to complicate the aforementioned conclusion.

Indeed, in the last years, a (sub)class of Seyfert 1 (Sy 1) galaxies, named Narrow-Line Seyfert 1 (NLS1s), has attracted particular attention among astronomers. NLS1s have the broad emission-line optical spectra of type 1 Seyfert galaxies, but with the narrowest Balmer lines from the broad line region and the strongest Fe II emission (e.g., Osterbrock 1989, Véron-Cetty et al. 2001). Extreme properties are also observed in X-rays (see Komossa 2008 for a review). By including all past surveys (Braatz et al. in prep) and the outcome of two new surveys, Tarchi et al. (2011b) has compiled a list of all NLS1s (71) searched, so far, in the water maser line. Five successful detections are reported, yielding a detection rate of $\sim 7\%$, which is comparable with the global rates of AGN surveys. While this result is surprising, the maser detection rate in NLS1s becomes even more impressive when we consider a volume-limited sample that somewhat minimizes the limitation in sensitivity of the survey(s). When considering only NLS1 galaxies at recessional velocities less than 10000 km s^{-1} , the detection rate goes up dramatically to $\sim 21\%$ (5/24). This value approaches the highest detection rates ever obtained for similarly volume-limited samples, in any class of AGN. Possible explanations for such a high water maser detection rate may reside in the NLS1s peculiar properties: accretion rates close to their Eddington limit, putative small black hole masses, strong radiation-pressure outflows, and viewing angles intermediate between type 1 and type 2 Seyferts.

3.1. Maser in Elliptical and/or Radio-loud galaxies

So far, (almost) no water masers have been found in elliptical and/or radio-loud galaxies despite a number of surveys has been performed on different classes of AGN.

Among the AGN targeted in these surveys are:

- 50 Fanaroff-Riley I (FRI) with $z < 0.15$ (Henkel et al. 1998)
- 273 Type 2 QSOs with $0.3 < z < 0.83$ (Bennert et al. 2009)
- 79 radio galaxies, mostly Fanaroff-Riley II (FR II) with $z < 0.17$ (GBT project #AGBT02C_030, unpublished)
- 5 Grav. Lensed Quasars with $2.3 < z < 2.9$ (McKean et al. 2011)
- 17 Type 1 QSOs with $z < 0.06$ (König et al. 2012)

No new water maser detections was reported.

There are, however, few exceptions:

– The radio galaxy NGC 1052 at $z=0.005$ (Claussen et al. 1998; Sawada-Satoh et al. 2008). The maser source in this galaxy, discovered by Braatz et al. (1994), has been already described in Sect. 2.2.

– The FR II galaxy 3C 403 at $z=0.06$. This galaxy displays a peculiar X-shaped radio morphology (Fig. 2). The maser emission showed two main broad lines experiencing extreme flux variability within about a year period. In view of linewidths and the lack of satellite lines, an interpretation in terms of an association of the maser emission with the radio jets is the most plausible one (Tarchi et al. 2003; Tarchi et al. 2007b)

– The type 2 QSO SDSS J0804+3607 at $z=0.66$. The maser is composed of a single feature, redshifted w.r.t. to the systemic velocity of the galaxy, with isotropic luminosity of $23000 L_{\odot}$. No other maser features are reported. So far, the nature of the maser emission has not been assessed (Barvainis & Antonucci 2005; Bennert et al. 2009)

– The type 1 quasar MG J0414+0534 at $z=2.64$. The most distant and luminous ($\sim 30000 L_{\odot}$) maser source and, so far, the only one found in a gravitational lensed system (Impellizzeri et al. 2008; Castangia et al. 2011). For a description of this source, see also Castangia et al. (these proceedings).

– The NLS1 IGR 16385-2057 at $z=0.03$. Indeed, while the nature of the galaxy hosting the maser emission has still to be confidently determined, IGR16385-2057 is optically classified as an elliptical and displays a core+lobes radio morphology, resembling that of classical radio galaxies (Tarchi et al. 2011b; Castangia et al. in prep.).

Despite the small number of detections does not allow us to derive any definite conclusion, we can note that the detection of masers in E/radio-loud objects seem not to

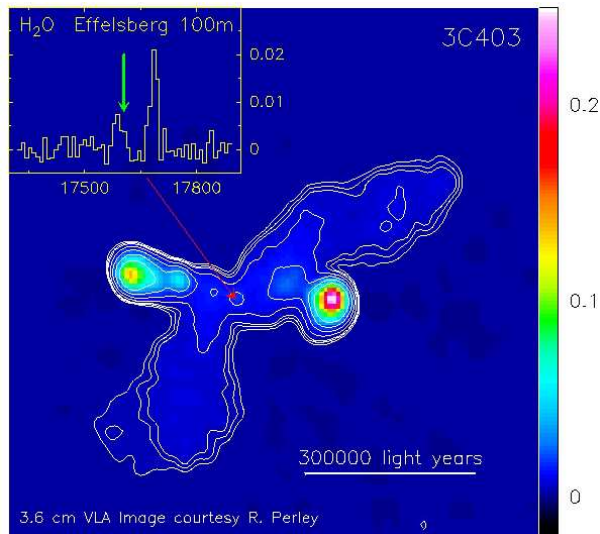


Figure 2. NRAO Very Large Array image of the radio galaxy 3C 403 at a wavelength of 3.6 cm. The intensity range of the colors (in Jansky, Jy, units) is indicated at the right hand side. The red arrow points at the galaxy’s nucleus. The 22-GHz water maser spectrum shown in the upper left hand inset was taken with the Effelsberg 100m telescope. The green arrow points at the systemic radial velocity of the whole galaxy (Credits: National Radio Astronomy Observatory/Rick Perley (NRAO/AUI/NSF); the water maser spectrum is taken from Tarchi et al. 2003).

be very much AGN-type dependent. Indeed, so far, there have been detections both in type 1 and type 2 objects. Generally, masers in E/radio-loud objects are more seemingly associated with radio-jets or outflows, although the disk-maser scenario cannot be a priori ruled out. Obviously, VLBI observations are necessary to better assess the origin of the emission. However, these measurements have been successfully performed only for the nearest source, NGC 1052, due to the intrinsic weakness or flaring-down of the maser lines in the other cases.

Among the possible interpretations for the paucity of water maser detections in elliptical and/or radio-loud galaxies, we can report: i) the possible lack of molecular material (e.g. Henkel et al. 1998); ii) instability due to tidal disruption of molecular maser clouds in circumnuclear disks orbiting around black holes that are particularly massive, as those in powerful radio galaxies (e.g., Tarchi et al. 2007b); iii) a steep or non-evolving water maser luminosity function that would not provide us with maser sources luminous enough to be detectable at the large distances at which the elliptical/radio-loud galaxies are located (this option seems, however, to be ruled out by the recent work of McKean et al. 2011, where an indication for a slow - at least - evolution of the maser luminosity function with z is reported); iv) strong variability of the maser features, as seen, for example in 3C 403 (on the other hand, very high flux stability has been reported by Castangia et al. 2011 for the maser in MG J0414+0534); v) the insufficient sensitivity of the surveys led so far (in this framework, the enhanced sensitivity of some of the present and upcoming radio facilities will help to quantify the true relevance of this item).

4. H₂O and OH megamasers: brotherhood or mutual exclusion?

4.1. OH megamasers in AGN

OH megamasers (so far, about 100 sources are known) are almost uniquely associated with LIRGs ($L_{\text{IR}} > 10^{11} L_{\odot}$) and ULIRGs ($L_{\text{IR}} > 10^{11} L_{\odot}$), are IR radiatively pumped, and a relation between OH and FIR luminosities exists, $L_{\text{OH}} \propto L_{\text{FIR}}^{1.2}$ (e.g., Baan 1989; Darling & Giovanelli 2002).

The OH emission is typically the contribution of two components. One component is diffuse and was explained as low-gain, unsaturated amplification of background radio continuum by foreground clouds (e.g., Baan 1985). The second component is compact and produced by high-gain saturated emission (e.g., Lonsdale 2002). A model explaining both emissions by a single gas phase has been more recently described in Parra et al. (2005; see also the following text).

The region of maser emission has an extent of up to 100 pc and it is typically found in high concentration of molecular gas where intense/extreme starbursts are ongoing. It has been speculated that the association with starbursts may indicate that the OH megamaser occurrence in a galaxy is a short-lived phenomenon (e.g., Lo 2005, and references therein)

Despite, as just mentioned, OH megamasers seem to have a star-formation origin, two cases have been reported where a connection between the OH megamaser and AGN activity is present, Mrk 231 and III Zw 35. In the former source, the OH maser emission (mapped with the VLBI) traces a rotating, dusty, molecular torus (or thick disk) located between 30 and 100 pc from the central engine (Klöckner, Baan, & Garrett 2003; Fig. 3). Similarly, in III Zw 35, the OH emission is produced by pc-size OH maser clouds (overlapping) in the tangent points of a nearly edge-on torus (Pihlström et al. 2001). For this source, both the diffuse and compact emission component have been successfully

explained by a single phase of unsaturated clumpy gas in a ring structure amplifying background continuum (Parra et al. 2005).

Another OH megamaser source that has recently attracted a lot of attention is that in Arp 299, a merger system produced by the close interaction of two galaxies, IC 694 and NGC 3690. OH megamaser emission was detected from the nuclear region of IC 694 (Baan 1985). The OH emission was found coincident in position with the radio continuum peak and confined in a 100 pc rotating structure (Polatidis & Aalto 2001). In the same galaxy, water maser emission was also detected (Tarchi et al. 2007a), with a position slightly offset w.r.t. that of the OH maser, and associated with an expanding slab of material, seemingly a nuclear outflow (Tarchi et al. 2011a). While VLBI observations of the maser emission from both molecules are planned, interestingly, Pérez-Torres et al. (2010) has found strong evidence for the presence of the long-sought putative AGN in the system, associated with the nucleus of IC 694.

4.2. On the OH and H₂O maser relation

By compiling all sources where searches for maser emission from both H₂O and OH has been, so far, reported in the literature, it has been found that, out of the resulting 51 galaxies, 33 galaxies show only water maser emission, 13 galaxies show only OH maser emission, and 5 sources confidently show maser emission from both molecules (Tarchi et al. 2011a; their Fig. 11). In particular, the two well-known starburst galaxies NGC 253 and M 82 show weak maser emission from H₂O and OH, the two water megamaser galaxies NGC 3079 and NGC 1068 also host a weak OH maser, and Arp 299 shows megamaser emission from both molecules. Thus, only Arp 299 shows the contemporary presence, in IC 694 (see previous paragraph), of luminous OH and H₂O maser emission (Surcis et al. 2009; Tarchi et al. 2011a).

What is then possibly causing this apparent lack of contemporary detections in the same object of megamaser emission from both molecules (duration of the maser phenom-

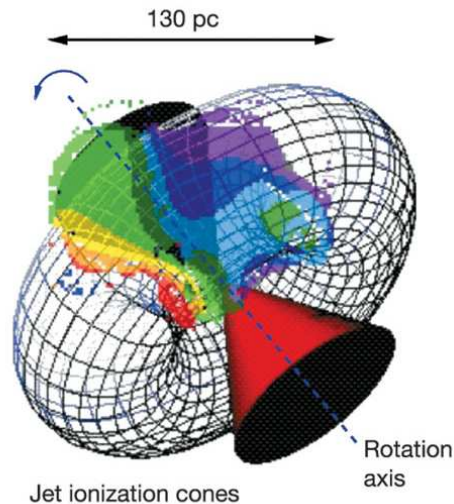


Figure 3. The inferred model of the nuclear torus in Mrk 231 is displayed as a wire diagram with symmetric ionization cones. This model takes into account all large-scale characteristics of the nuclear radio emission and the OH emission. The molecular material moves from top-right to bottom-left, i.e., northwest to southeast (Klöckner, Baan, & Garrett 2003).

ena, merger stage in some systems, other)? To answer this question a more systematic approach (parallel surveys to detect H₂O maser emission in OH maser galaxies, and viceversa) are necessary. Furthermore, a more detailed study of the, so far, unique case, IC 694, is auspicious since it offers the possibility to investigate different physical conditions and dynamic structures in the same AGN.

5. Concluding remarks

The results obtained, so far, strengthen the uniqueness of the contribution provided by megamaser studies to our understanding of the nuclear regions of AGN. H₂O megamasers are preferentially found in nearby (radio-quiet) type 2 Seyferts with some exceptions (e.g., NLS1s), somewhat consistently, with the AGN Unified Model. H₂O megamasers are, instead, rarely found in elliptical and radio-loud galaxies with only few special cases. In this case, given the low statistics, a connection with the Unified Model is more difficult. In addition, OH megamasers are preferentially found in ULIRGs associated with extreme star formation rather than AGN activity. Nevertheless, in few cases, OH emission traces rotating disk/torus structures as those invoked by the Unified Model for AGN. A mutual exclusion between OH and H₂O megamasers seems also to be present, with Arp 299 as the only exception.

While a large number of OH and water maser sources is under detailed investigation, the overall understanding of the maser phenomenon in the framework of the standard Unified Model for AGN is still far from being assessed, mostly due to the lack of maser detections and/or detailed-enough observations in the radio-loud domain of AGN.

Furthermore, a number of open issues still needs to be clarified. Among these, the most relevant are the presently-unknown beaming of the maser radiation and the degree of clumpiness of the material in the disk/torus. These two elements may have a relevant influence on the true luminosity estimates and excitation requirements of the maser sources, and on the classification of the AGN type hosting the maser emission.

A final mention needs to be done on the existence of alternative or revised versions of the standard Unified Model for AGN (e.g., Nenkova et al. 2008; Elitzur 2012). When trying to derive a comprehensive picture of the AGN ‘zoo’, observational and theoretical results should necessarily be compared with these models as well. Once again, in this framework, maser studies offer among the best tools to test both the standard and alternative scenarios.

Acknowledgements

The author would like to thank Paola Castangia for critically reading the manuscript and Jim Braatz for providing useful information prior to publication.

This review is dedicated to the memory of Albert Greve, a mentor and a friend.

References

- Antonucci, R. 1993, *ARAA*, 31, 473
- Baan, W. A. 1985, *Nature*, 315, 26
- Baan, W. A. 1989, *ApJ*, 338, 804
- Barvainis, R., & Antonucci, R. 2005, *ApJ*, 628, L89
- Bennert, N., Barvainis, R., Henkel, C., & Antonucci, R. 2009, *ApJ*, 695, 276
- Braatz, J. A., Wilson, A. S., & Henkel, C. 1994, *ApJ*, 437, L99
- Castangia, P., Tilak, A., Kadler, M., Henkel, C., Greenhill, L., & Tueller, J. 2010, *X-ray Astronomy 2009 Proc. AIPC*, Vol. 1248, p. 347

- Castangia, P., Impellizzeri, C. M. V., McKean, J. P., Henkel, C., Brunthaler, A., Roy, A. L., Wucknitz, O., Ott, J., & Momjian, E. 2011 *A&A*, 529, 150
- Cernicharo, J., Pardo, J. R., & Weiß, A., 2006 *ApJ*, 646, L49
- Claussen, M. J., Diamond, P. J., Braatz, J. A., Wilson, A. S., & Henkel, C. 1998 *ApJ*, 500, L129
- Darling, J., & Giovanelli, R. 2002, *ApJ*, 572, 810
- Elitzur, M. 2012, *ApJ*, 747, L33
- Falcke, H., Henkel, C., Peck, A. B., Hagiwara, Y., Prieto, M. A., & Gallimore, J. F. 2000 *A&A*, 358, 17
- Greene, J. E., Peng, C. Y., Kim, M., Kuo, C. -Y., et al. 2010, *ApJ*, 721, 26
- Greenhill, L. J., Booth, R. S., Ellingsen, S. P., et al. 2003, *ApJ*, 590, 162
- Greenhill, L. J., Tilak, A., & Madejski, G. 2008, *ApJ*, 686, L13
- Henkel, C., Wang, Y. P., Falcke, H., Wilson, A. S., & Braatz, J. A. 1998, *A&A*, 335, 463
- Herrnstein, J. R., Moran, J. M., Greenhill, L. J., Diamond, P. J., Inoue, M., Nakai, N., Miyoshi, M., Henkel, C., & Riess, A. 1999, *Nature*, 400, 539
- Humphreys, E. M. L., Greenhill, L. J., Reid, M. J., Beuther, H., Moran, J. M., Gurwell, M., Wilner, D. J., & Kondratko, P. T. 2005, *ApJ*, 634, 133
- Impellizzeri, C. M. V., McKean, J. P., Castangia, P., Roy, A. L., Henkel, C., Brunthaler, A., & Wucknitz, O. 2008, *Nature*, 456, 927
- Klöckner, H.-R., Baan, W. A., & Garrett, M. A. 2003, *Nature*, 421, 821
- König, S., Eckart, A., Henkel, C., & García-Marín, M. 2012 *MNRAS*, 420, 2263
- Komossa, S. 2008, *Rev. Mexicana AyA* (Conference Series), vol. 32, 86
- Kondratko, P. T., Greenhill, L. J.; & Moran, J. M. 2006, *ApJ*, 652, 136
- Kuo, C. Y., Braatz, J. A., Condon, J. J., et al. 2011, *ApJ*, 727, 20
- Lo, K. Y. 2005, *ARAA*, 43, 625
- Lonsdale, C. J. 2002, *Cosmic Masers: From Proto-Stars to Black Holes*. Proc. IAU Symposium No. 206 (San Francisco: ASP), p. 413
- McKean, J. P., Impellizzeri, C. M. V., Roy, A. L., Castangia, P., Samuel, F., Brunthaler, A., Henkel, C., & Wucknitz, O. 2011, *MNRAS*, 410, 2506
- Miyoshi, M., Moran, J., Herrnstein, J., Greenhill, L., Nakai, N., Diamond, P., & Inoue, M. 1995, *Nature*, 373, 127
- Nenkova, M., Sirocky, M. M., Nikutta, R., Ivezi, Z., & Elitzur, M., 2006, *ApJ*, 685, 160
- Osterbrock, D. E. 1989, *Astrophysics of gaseous nebulae and active galactic nuclei*, ed. University Science Books
- Parra, R., Conway, J. E., Elitzur, M., & Pihlström, Y. M. 2005, *A&A*, 443, 383
- Peck, A. B., Henkel, C., Ulvestad, J. S., Brunthaler, A., Falcke, H., Elitzur, M., Menten, K. M., & Gallimore, J. F. 2003, *ApJ*, 590, 149
- Pérez-Torres, M. A., Alberdi, A., Romero-Canizales, C., & Bondi, M. 2010, *A&A*, 519, L5
- Pihlström, Y. M., Conway, J. E., Booth, R. S., Diamond, P. J., & Polatidis, A. G. 2001, *A&A*, 377, 413
- Polatidis, A. G., Aalto, S. 2001, *Galaxies and their Constituents at the Highest Angular Resolutions*. Proc. IAU Symposium No. 205 (San Francisco: ASP), p. 1
- Ramolla, M., Haas, M., Bennert, V. N., & Chini, R. 2011, *A&A*, 530, 147
- Sawada-Satoh, S., Kamenno, S., Nakamura, K., Namikawa, D., Shibata, K. M., & Inoue, M. 2008, *ApJ*, 680, 191
- Surcis, G., Tarchi, A., Henkel, C., Ott, J., Lovell, J., & Castangia, P. 2009, *A&A*, 502, 529
- Tarchi, A., Henkel, C., Chiaberge, M., & Menten, K. M. 2003, *A&A*, 407, L33
- Tarchi, A., Castangia, P., Henkel, C., & Menten, K. M. 2007a, *New Astron. Revs.*, 51, 67
- Tarchi, A., Brunthaler, A., Henkel, C., Menten, K. M., Braatz, J., & Weiß, A. 2007b, *A&A*, 475, 497
- Tarchi, A., Castangia, P., Henkel, C., Surcis, G., & Menten, K. M. 2011a, *A&A*, 525, 91
- Tarchi, A., Castangia, P., Columbano, A., Panessa, F., & Braatz, J. A. 2011b, *A&A*, 532, 125
- Tristram, K. R. W., Meisenheimer, K., Jaffe, W., et al. 2007, *A&A*, 474, 837
- Urry, C. M. & Padovani, P. 1995, *PASP*, 107, 803
- Véron-Cetty, M., Véron, P., & Gonçalves, A. C. 2001, *A&A*, 372, 730

- Zhang, J. S., Henkel, C., Kadler, M., Greenhill, L. J., Nagar, N., Wilson, A. S., & Braatz, J. A. 2006, *A&A*, 450, 933
- Zhang, J. S., Henkel, C., Guo, Q., Wang, H. G., & Fan, J. H. 2010, *ApJ*, 708, 1528
- Zhang, J. S., Henkel, C., Guo, Q., & Wang, J. 2012, *A&A*, 538, 152
- Zhu, G., Zaw, I., Blanton, M. R., & Greenhill, L. J. 2011, *ApJ*, 742, 73