

Normalized Maximum Likelihood Coding for Exponential Family with Its Applications to Optimal Clustering

So Hirai* Kenji Yamanishi †

November 30, 2018

Abstract

We are concerned with the issue of how to calculate the normalized maximum likelihood (NML) code-length. There is a problem that the normalization term of the NML code-length may diverge when it is continuous and unbounded and a straightforward computation of it is highly expensive when the data domain is finite. In previous works it has been investigated how to calculate the NML code-length for specific types of distributions. We first propose a general method for computing the NML code-length for the exponential family. Then we specifically focus on Gaussian mixture model (GMM), and propose a new efficient method for computing the NML to them. We develop it by generalizing Rissanen's re-normalizing technique. Then we apply this method to the clustering issue, in which a clustering structure is modeled using a GMM, and the main task is to estimate the optimal number of clusters on the basis of the NML code-length. We demonstrate using artificial data sets the superiority of the NML-based clustering over other criteria such as AIC, BIC in terms of the data size required for high accuracy rate to be achieved.

1 Introduction

1.1 Motivation and Previous Works

This paper addresses the issue of how to calculate the normalized maximum likelihood (NML) code-length for a given sequence. Suppose that we are given an n tuple of m -

*Graduate School of Information Science and Technology, The University of Tokyo, 7-3-1 Hongo, Bunkyo-ku, Tokyo, JAPAN Email: So Hirai@mist.i.u-tokyo.ac.jp

†Graduate School of Information Science and Technology, The University of Tokyo, 7-3-1 Hongo, Bunkyo-ku, Tokyo, JAPAN Email: yamanishi@mist.i.u-tokyo.ac.jp

dimensional data $\mathbf{x}^n = (\mathbf{x}_1, \dots, \mathbf{x}_n) \in \mathcal{X}^n$, where each $\mathbf{x}_i \in \mathcal{X} \subseteq \mathbb{R}^m$. We define the NML distribution f_{NML} relative to a model class $\mathcal{M} = \{f(X^n; \theta) : \theta \in \Theta\}$ ($n = 1, 2, \dots$) by

$$f_{\text{NML}}(\mathbf{x}^n; \mathcal{M}) = \frac{f(\mathbf{x}^n; \hat{\theta}(\mathbf{x}^n, \mathcal{M}))}{\mathcal{C}(\mathcal{M})}, \quad (1)$$

$$\mathcal{C}(\mathcal{M}) = \int f(\mathbf{x}^n; \hat{\theta}(\mathbf{x}^n, \mathcal{M})) d\mathbf{x}^n,$$

where Θ is a parameter space and $\hat{\theta}$ is a maximum likelihood estimator of θ from \mathbf{x}^n . The NML code-length for \mathbf{x}^n relative to \mathcal{M} is calculated as follows:

$$-\log f_{\text{NML}}(\mathbf{x}^n; \mathcal{M}) = -\log f(\mathbf{x}^n; \hat{\theta}(\mathbf{x}^n, \mathcal{M})) + \log \mathcal{C}(\mathcal{M}),$$

It is known from [8] that the NML code-length is optimal in the sense that it achieves the minimum of Shtarkov's minimax criterion [12]. The NML code-length is called the *stochastic complexity* [8] and has been employed as a criterion for statistical model selection on the basis of the minimum description length (MDL) principle [10, 4]. However, there is a problem that the normalization term may diverge and a straightforward computation of the normalization term in the NML code-length is highly expensive. The purpose of this paper is twofold. One is to propose a method for efficient computing the NML code-length for the exponential family and Gaussian mixture models. The other is to demonstrate the validity of its applications to optimal clustering.

Rissanen [8] derived a formula of an asymptotic approximation of the NML code-length:

$$-\log p(x^n; \hat{\theta}(x^n)) + \frac{k}{2} \log \frac{n}{2\pi} + \log \int \sqrt{|I(\theta)|} d\theta + o(1),$$

where $I(\theta)$ is the Fisher information matrix. Note that this formula takes an asymptotic form. A method for exactly computing the NML code-length has been desired. In the case where the data domain is discrete, there is a problem that the time for a straightforward computation of the normalization term is exponential in data size even for the simplest case where the class of distributions is that of multinomial distributions. Kontkanen and Myllymäki proposed efficient algorithms for the NML code-length for multinomial distributions and Naïve Bayes model [6, 7]. Meanwhile, in the case where the data domain is continuous and not bounded, there is a problem that the normalization term may diverge for, e.g., Gaussian distributions. Rissanen proposed a method for circumventing this problem for linear regression models by making an elliptic constraint for the data domain so that the normalization term does not diverge [9]. Giurcăneanu et. al. proposed another method using a rhomboid constraint [3]. Note that all of these works [9, 3] considered 1-dimensional Gaussian distributions. Hirai and Yamanishi [5] applied Rissanen's technique to the computation of the NML code-length for multi-variate Gaussian distributions.

We are specifically concerned with the applications of the NML code-length to clustering. A mixture model may be used as a probabilistic model of clustering where each

mixture component corresponds to a cluster. The estimation of the mixture size is one of the most important issues in clustering. Kontkanen and Myllymäki [7] proposed an efficient algorithm for NML-based clustering with optimal choices of mixture size for the case where the data domain was discrete. Hirai and Yamanishi [5] proposed an algorithm for efficiently computing the NML code-length for Gaussian mixture models (GMM) for the case where the data domain was continuous.

1.2 Significance of This Paper

1) *An extension of the computation of the NML code-length to the exponential family.* We extend Hirai and Yamanishi’s method [5] for computing the NML code-length for Gaussian distributions and GMMs to exponential family including Gamma distributions, logistic distributions, etc. Then we give a method for calculating the NML code-length in a general form.

2) *An improvement of the NML code-length for Gaussian distributions and GMMs using the renormalizing technique.* We apply Rissanen’s renormalizing technique [9] into Gaussian distributions and GMMs to derive new formulas for computing the NML code-lengths for them. Conventional formulas in [5] depend on the parameters by which the data domain is restricted. The new formulas are obtained by renormalizing the likelihood with respect to the parameters, and are improved in that they are less dependent on hyper-parameters than those in [5]. We call the resulting code-length the renormalized maximum likelihood code-length (RNML). Note that the RNML are different from Rissanen’s original one [9] in that they are derived for the case where data is multi-dimensional while Rissanen considered a specific case where it was 1-dimensional.

3) *An empirical demonstration of the superiority of RNML over other criteria in the clustering scenario.* We apply the RNML code-length to the clustering scenario in which a GMM is used as a model for clustering. In it we employ artificial data sets to empirically demonstrate the validity of RNML in the estimation of the number of clusters. We show that the number of clusters chosen by the RNML-based criterion converges significantly faster to the true one than those chosen by other criteria such as AIC, BIC, and the original NML.

2 NML Code-Length for Exponential Family

In this section, we introduce a method of computing the NML code-length for the exponential family.

2.1 Exponential Family

Below we define the exponential family.

Definition 1 *The probability density function belonging to the exponential family takes the following form:*

$$f(X; \theta) = h(X) \exp \{ \eta(\theta)^T T(X) - A(\eta(\theta)) \}, \quad (2)$$

where $\theta \in \mathbb{R}^D$ is a real-valued parameter vector (D is the number of parameters) and $A(\eta)$ is a normalization term.

The joint distribution of data \mathbf{x}^n is given as follows:

$$f(\mathbf{x}^n; \theta) = \prod_{i=1}^n h(\mathbf{x}_i) \exp \{ \eta(\theta)^T T(\mathbf{x}_i) - A(\eta(\theta)) \}.$$

Then the maximum likelihood estimate (MLE): $\hat{\theta}(\mathbf{x}^n)$ satisfies:

$$E_{\eta(\hat{\theta}(\mathbf{x}^n))} [T(\mathbf{X})] = \frac{1}{n} \sum_{i=1}^n T(\mathbf{x}_i).$$

2.2 NML Code-Length for Exponential Family

Below we consider how to calculate the normalization term: $\mathcal{C}(\mathcal{M})$ as in (1) for the exponential family. Suppose that for any data, the MLE of θ from the data can analytically be obtained. It is known that for the exponential family, the MLE can be calculated as a function of sufficient statistics. Hence we may denote the MLE as follows:

$$\hat{\theta}(\mathbf{x}^n) = \Theta \left(\frac{1}{n} \sum_{i=1}^n T(\mathbf{x}_i) \right),$$

where the $\Theta(x)$ is a certain function of x .

Below we show how to calculate $\mathcal{C}(\mathcal{M})$ by circumventing the problem that it may diverge. The function to be integrated is expanded as follows:

$$\begin{aligned} f(\mathbf{x}^n; \theta) &= h(\mathbf{x}^n | \hat{\theta}(\mathbf{x}^n)) \times \exp \left\{ n \eta_{\theta}^T \Theta^{-1}(\hat{\theta}(\mathbf{x}^n)) - n A(\eta_{\theta}) \right\} \\ &= H(\mathbf{x}^n | \hat{\theta}(\mathbf{x}^n)) \times \prod_{d=1}^D g_d(\hat{\theta}_d(\mathbf{x}^n) | \theta). \end{aligned}$$

Here we denote $\eta_{\theta} = \eta(\theta)$ and define the function $H(\mathbf{x}^n | \hat{\theta}(\mathbf{x}^n)) \stackrel{\text{def}}{=} \delta(\hat{\theta}(\mathbf{x}^n) = \hat{\theta})$ ($\delta(\cdot)$ is a delta function), and the $g_d(\hat{\theta}_d(\mathbf{x}^n) | \theta)$ is the distribution of the MLE for the d -th part of the parameter θ_d . Notice here that θ_d is not a component of θ but rather a part of it— a collection of components. We assume here that parameter parts $\{\theta_d\}$ are independent with

respect to d . We fix $\hat{\theta}(\mathbf{x}^n) = \hat{\theta}$ and let

$$g(\hat{\theta}) \stackrel{\text{def}}{=} \prod_{d=1}^D g_d(\hat{\theta}_d | \hat{\theta}).$$

We can calculate the normalization term $\mathcal{C}(\mathcal{M})$ by integrating $g(\hat{\theta})$ with respect to $\hat{\theta}$ over the restricted domain as follows:

$$\mathcal{C}(\mathcal{M}) = \int_{Y(\alpha)} g(\hat{\theta}) d\hat{\theta},$$

where we restrict the domain for the integral to be $Y(\alpha)$ where α is a parameter by which the integral $\hat{\theta}$ is specified.

In summary, for the exponential family, the NML code-length can analytically be obtained provided that the following conditions are fulfilled:

1. The MLE of θ can be calculated analytically.
2. The integral of $g(\hat{\theta})$ with respect to $\hat{\theta}$ can analytically be obtained.

2.3 Examples

Below we give examples of calculation of the NML code-lengths for the exponential family. For the sake of simplicity, we focus on the normalization term $\mathcal{C}(\mathcal{M})$ as in (1).

2.3.1 Gamma Distributions

Gamma distributions belong to the exponential family. The density function of x^n for a Gamma distribution is defined as follows:

$$f(x^n; k, \theta) = \prod_{i=1}^n \frac{1}{\Gamma(k) \cdot \theta^k} \cdot x_i^{k-1} \cdot \exp \left\{ -\frac{x_i}{\theta} \right\},$$

where k is a shape parameter and θ is a scale parameter.

The MLE of θ can analytically be obtained. We consider the case where k is known and fixed. The MLE of θ is given by $\hat{\theta}(x^n) = \sum_{i=1}^n x_i / (kn)$. Thus the joint distribution of x^n is given as follows:

$$\begin{aligned} f(x^n; k, \theta) &= \frac{1}{\Gamma(k)^n \cdot \theta^{kn}} \cdot \prod_{i=1}^n x_i^{k-1} \cdot \exp \left\{ -\frac{1}{\theta} \sum_{i=1}^n x_i \right\} \\ &= H(x^n | k, \hat{\theta}(x^n)) \cdot g(\hat{\theta}(x^n); k, \theta), \end{aligned}$$

where $\hat{\theta}$ is distributed according to the Gamma distribution with a shape parameter kn and a scale parameter $\theta/(kn)$. Hence $g(\hat{\theta}(x^n); k, \theta)$ is calculated as follows:

$$g(\hat{\theta}(x^n); k, \theta) = \frac{(kn)^{kn} \cdot \hat{\theta}(x^n)^{kn-1}}{\Gamma(kn) \cdot \theta^{kn}} \cdot \exp \left\{ -\frac{kn}{\theta} \hat{\theta}(x^n) \right\}.$$

Fix $\hat{\theta}(x^n) = \hat{\theta}$ and let $H(x^n | k, \hat{\theta}(x^n)) = \delta(\hat{\theta}(x^n) = \hat{\theta})$. Then we have

$$g(\hat{\theta}; k) \stackrel{\text{def}}{=} g(\hat{\theta}; k, \hat{\theta}) = \frac{(kn)^{kn}}{\Gamma(kn) \cdot e^{kn}} \cdot \frac{1}{\hat{\theta}}.$$

Letting hyper-parameters be θ_{\min} , θ_{\max} and the domain be

$$Y(\theta_{\min}, \theta_{\max}) = \left\{ y^n | \theta_{\min} \leq \hat{\theta}(y^n) \leq \theta_{\max} \right\},$$

the normalization term $\mathcal{C}(\mathcal{M})$ is obtained by taking an integral of $g(\hat{\theta}; k)$ with respect to $\hat{\theta}$ over $Y(\theta_{\min}, \theta_{\max})$ as follows:

$$\mathcal{C}(\mathcal{M}) = \frac{(kn)^{kn}}{\Gamma(kn) \cdot e^{kn}} \int_{\theta_{\min}}^{\theta_{\max}} \frac{1}{\hat{\theta}} d\hat{\theta} = \frac{(kn)^{kn}}{\Gamma(kn) \cdot e^{kn}} \log \frac{\theta_{\max}}{\theta_{\min}}.$$

Hence, for fixed k , we obtain a finite value of $\mathcal{C}(\mathcal{M})$ for Gamma distributions.

2.3.2 Logistic Distributions

The logistic distributions belong to the exponential family. The density function of x^n for a logistic distribution with a parameter θ is defined as

$$f(x^n; \theta) = \prod_{i=1}^n \frac{\theta e^{-x_i}}{(1 + e^{-x_i})^{\theta+1}}.$$

The MLE of θ is analytically obtained as $\hat{\theta}(x^n) = n/(\sum_{i=1}^n \log(1 + e^{-x_i}))$. Thus the joint density of x^n is written as

$$\begin{aligned} f(x^n; \theta) &= \theta^n \cdot \exp \left\{ -\sum_{i=1}^n x_i - \frac{n(\theta + 1)}{\hat{\theta}(x^n)} \right\} \\ &= H(x^n | \hat{\theta}(x^n)) \cdot g(\hat{\theta}(x^n); \theta), \end{aligned}$$

where $n/\hat{\theta}(x^n)$ is distributed according to the Gamma distribution with a shape parameter n and a scale parameter $1/\theta$. Thus $g(\hat{\theta}(x^n); \theta)$ is written as

$$g(\hat{\theta}(x^n); \theta) = \frac{\theta^n}{\Gamma(n)} \cdot \left(\frac{n}{\hat{\theta}(x^n)} \right)^{n-1} \cdot \exp \left\{ -\frac{n\theta}{\hat{\theta}(x^n)} \right\}.$$

Fix $\hat{\theta}(x^n) = \hat{\theta}$ and let $H(x^n|\hat{\theta}(x^n)) = \delta(\hat{\theta}(x^n) = \hat{\theta})$. Then we have

$$g(\hat{\theta}) \stackrel{\text{def}}{=} g(\hat{\theta}; \hat{\theta}) = \frac{n^{n-1}}{\Gamma(n) \cdot e^n} \cdot \hat{\theta}.$$

Letting R be a parameter, we define the restricted domain as

$$Y(R) = \left\{ y^n | \hat{\theta}(y^n) \leq R \right\}. \quad (3)$$

Then the normalization term $\mathcal{C}(\mathcal{M})$ is obtained by taking an integral of $g(\hat{\theta})$ with respect to $\hat{\theta}$ as follows:

$$\mathcal{C}(\mathcal{M}) = \frac{n^{n-1}}{\Gamma(n) \cdot e^n} \int_0^R \hat{\theta} \, d\hat{\theta} = \frac{n^{n-1}}{\Gamma(n) \cdot e^n} R^2.$$

Thus we obtain the normalization term $\mathcal{C}(\mathcal{M})$ that doesn't diverge.

3 Re-normalized Maximum Likelihood

We show how to compute the RNML code-length for a GMM. Let $\mathbf{x}^n = (\mathbf{x}_1, \dots, \mathbf{x}_n)$, $\mathbf{x}_i = (x_{i1}, \dots, x_{im})^\top$ ($i = 1, \dots, n$) be a given sequence where \mathbf{x}_i is distributed according to a Gaussian distribution with mean $\mu \in \mathbb{R}^m$ and variance-covariance matrix $\Sigma \in \mathbb{R}^{m \times m}$ for a some positive integer m with density:

$$f(\mathbf{x}; \mu, \Sigma) = \frac{1}{(2\pi)^{\frac{m}{2}} |\Sigma|^{\frac{1}{2}}} \exp \left\{ -\frac{1}{2} (\mathbf{x} - \mu)^\top \Sigma^{-1} (\mathbf{x} - \mu) \right\}.$$

Notice here that the normalization term in (1) diverges. Hirai and Yamanishi [5] derived a formula of the NML distribution by restricting the range of data so that the maximum likelihood lies in a bounded range specified by parameters. It is given as follows:

$$f_{\text{NML}}(\mathbf{x}^n; R, \lambda_{\min}) \stackrel{\text{def}}{=} \frac{f(\mathbf{x}^n; \hat{\mu}(\mathbf{x}^n), \hat{\Sigma}(\mathbf{x}^n))}{\mathcal{C}(R, \lambda_{\min})},$$

where

$$\begin{aligned} \mathcal{C}(R, \lambda_{\min}) &= \int_{Y(R, \lambda_{\min})} f(\mathbf{y}^n; \hat{\mu}(\mathbf{y}^n), \hat{\Sigma}(\mathbf{y}^n)) \, d\mathbf{y}^n, \\ Y(R, \lambda_{\min}) &\stackrel{\text{def}}{=} \left\{ \mathbf{y}^n \mid \|\hat{\mu}(\mathbf{y}^n)\|^2 \leq R, \lambda_{\min}^{(j)} \leq \hat{\lambda}_j(\mathbf{y}^n) \right. \\ &\quad \left. (j = 1, \dots, m), \mathbf{y}^n \in \mathcal{X}^n \right\}, \end{aligned} \quad (4)$$

where $R, \lambda_{\min} = (\lambda_{\min}^{(1)}, \dots, \lambda_{\min}^{(m)})$ are parameters, and $\hat{\lambda}_j(\mathbf{y}^n)$ is the j -th largest eigenvalue of $\hat{\Sigma}(\mathbf{y}^n)$. The normalization term $\mathcal{C}(R, \lambda_{\min})$ is expanded as follows [5]:

$$\mathcal{C}(R, \lambda_{\min}) = \frac{2^{m+1} R^{\frac{m}{2}} \prod_{j=1}^m \lambda_{\min}^{(j) - \frac{m}{2}}}{m^{m+1} \Gamma(\frac{m}{2})} \times \left(\frac{n}{2e}\right)^{\frac{mn}{2}} \frac{1}{\Gamma_m(\frac{n-1}{2})},$$

If we set the parameters: R, λ_{\min} to be bounded, then the normalization term is also bounded.

Note here that the value of the normalization term depends on the choice of parameters: R, λ_{\min} . Next we consider the optimization of the NML code-length with respect to the parameters: R, λ_{\min} . That is, we choose the optimal parameters so that they achieve the minimum of the following NML code-length: $-\log f_{\text{NML}}(\mathbf{x}^n; R, \lambda_{\min})$. The values of R, λ_{\min} that make the NML code-length shortest can be considered as the maximum likelihood (ML) estimates from \mathbf{x}^n . The terms including R, λ_{\min} in the NML code-length are given as:

$$\frac{m}{2} \log R - \frac{m}{2} \sum_{j=1}^m \log \lambda_{\min}^{(j)}. \quad (5)$$

Considering the range of parameters: (4), the ML estimates of R, λ_{\min} are given as follows:

$$\begin{aligned} \hat{R}(\mathbf{y}^n) &= \|\hat{\mu}(\mathbf{y}^n)\|^2, \\ \hat{\lambda}_{\min}^{(j)}(\mathbf{y}^n) &= \hat{\lambda}_j(\mathbf{y}^n) \quad (j = 1, \dots, m). \end{aligned}$$

We then introduce hyper parameters: $\gamma = (\lambda_1, \lambda_2, R_1, R_2)$ and define the renormalized maximum likelihood (RNML) distribution by

$$f_{\text{RNML}}(\mathbf{x}^n; \gamma) = \frac{f_{\text{NML}}(\mathbf{x}^n; \gamma, \hat{R}(\mathbf{x}^n), \hat{\lambda}_{\min}(\mathbf{x}^n))}{\mathcal{C}(\gamma)},$$

where the normalization term is expanded as follows:

$$\begin{aligned} \mathcal{C}(\gamma) &= \int_{Y(\gamma)} f_{\text{NML}}(\mathbf{y}^n; \gamma, \hat{R}(\mathbf{y}^n), \hat{\lambda}_{\min}(\mathbf{y}^n)) d\mathbf{y}^n, \\ Y(\gamma) &= \{\mathbf{y}^n \mid V(\sqrt{R_1}) \leq V(\sqrt{\hat{R}(\mathbf{y}^n)}) \leq V(\sqrt{R_2}), \\ &\quad \lambda_1 \leq \hat{\lambda}_{\min}^{(j)}(\mathbf{y}^n) \leq \lambda_2 \quad (j = 1, \dots, m), \mathbf{y}^n \in \mathcal{X}^n\}, \end{aligned}$$

where $V(r) = 2\pi^{\frac{m}{2}} r^m / (m\Gamma(\frac{m}{2}))$, which denotes the volume of the m -dimensional ball with radius r .

The normalization term $\mathcal{C}(\gamma)$ is rewritten as

$$\mathcal{C}(\gamma) = \left(\frac{m}{2}\right)^{m+1} \cdot \log \frac{R_2}{R_1} \cdot \left(\log \frac{\lambda_2}{\lambda_1}\right)^m.$$

The terms including the hyper-parameters $R_1, R_2, \lambda_1, \lambda_2$ in the RNML code-length are given by

$$\log \log \frac{R_2}{R_1} + m \log \log \frac{\lambda_2}{\lambda_1},$$

while those including the parameters $R, \lambda_{\min}^{(j)}$ in the NML code-length are given by (5). Comparing them each other, we see that the dependency of the RNML code-length on the hyper parameters is lower than that of the NML code-length on the parameters by logarithmic order.

We further give a new formula of the RNML code-length relative to a GMM.

Theorem 2 *The RNML code-length of x^n relative to a GMM is expanded as follows:*

$$\begin{aligned} \ell_{\text{RNML}}(\mathbf{x}^n, z^n; \gamma, K) &= -\log f(\mathbf{x}^n, z^n; K, \hat{\mu}(\mathbf{x}^n, z^n), \hat{\Sigma}(\mathbf{x}^n, z^n)) + \log \mathcal{C}_1(K, n) \\ &\quad + \log \mathcal{C}_2(K, n) + \log B(\mathbf{x}^n, z^n) + K \log I(m, \gamma), \end{aligned}$$

where

$$\mathcal{C}_1(K, n) = \sum_{h_1 + \dots + h_K = n} \frac{n!}{h_1! \dots h_K!} \prod_{k=1}^K \left(\frac{h_k}{n}\right)^{h_k}, \quad (6)$$

$$\mathcal{C}_2(K, n) = \sum_{h_1 + \dots + h_K = n} \frac{n!}{h_1! \dots h_K!} \prod_{k=1}^K \left(\frac{h_k}{n}\right)^{h_k} \cdot J(h_k), \quad (7)$$

$$B(\mathbf{x}^n, z^n) = \prod_{p=1}^K \frac{2^{m+1} \cdot \|\hat{\mu}_p(\mathbf{x}^n, z^n)\|^m \cdot |\hat{\Sigma}_p(\mathbf{x}^n, z^n)|^{-\frac{m}{2}}}{m^{m+1} \Gamma\left(\frac{m}{2}\right)},$$

$$\begin{aligned} I(m, \gamma) &= \mathcal{C}(\gamma) = \left(\frac{m}{2}\right)^{m+1} \cdot \log \frac{R_2}{R_1} \cdot \left(\log \frac{\lambda_2}{\lambda_1}\right)^m, \\ J(h_k) &= \left(\frac{h_k}{2e}\right)^{mh_k} \cdot \frac{1}{\Gamma_m\left(\frac{h_k-1}{2}\right)}. \end{aligned} \quad (8)$$

Here h_k denotes the number of data belonging to the k -th cluster, and $\hat{\mu}_p, \hat{\Sigma}_p$ denote mean and the ML estimates of the variance-covariance matrix for the p -th cluster.

Note that straightforward computation of $\mathcal{C}_1(K, n)$ and $\mathcal{C}_2(K, n)$ as in (6) and (7) requires $O(n^K)$ time. Below we give methods for efficient computation of $\mathcal{C}_1(K, n)$ and $\mathcal{C}_2(K, n)$. As for the computation of $\mathcal{C}_1(K, n)$, Kontkanen and Myllymäki proved the following theorem:

Theorem 3 [6] $\mathcal{C}_1(K, n)$ satisfies the recursive formula:

$$\mathcal{C}_1(K + 2, n) = \mathcal{C}_1(K + 1, n) + \frac{n}{K} \mathcal{C}_1(K, n). \quad (9)$$

Hence $\mathcal{C}_1(K, n)$ is computed in time $O(n + K)$.

As for the computation of $\mathcal{C}_2(K, n)$, we newly give the following result:

Theorem 4 $\mathcal{C}_2(K, n)$ satisfies the following formula:

$$\mathcal{C}_2(K + 1, n) = \sum_{r_1+r_2=n} {}_n C_{r_1} \left(\frac{r_1}{n}\right)^{r_1} \left(\frac{r_2}{n}\right)^{r_2} \mathcal{C}_2(K, r_1) J(r_2), \quad (10)$$

where $J(r_2)$ is as in (8). Hence $\mathcal{C}_2(K, n)$ is computed in time $O(n^2 K)$.

Combining all of the theorem as above, we see that the RNML code-length of x^n relative to a GMM is computed in time $O(n^2 K)$.

4 Experimental Results

4.1 Comparison with AIC and BIC

This section gives experimental results showing the validity of the RNML for GMMs. We generated a number of data sequences of size n according to the true GMM \mathcal{M} of mixture size K . Each mixture component is a Gaussian distribution with mean μ_k and variance-covariance matrix Σ_k ($k = 1, \dots, K$). For each data sequence \mathbf{x}^n generated according to the true model \mathcal{M} , we also generated their corresponding cluster indices z^n using the EM algorithm [2], where z_i showed which cluster \mathbf{x}_i came from ($i = 1, \dots, n$). In our experiment, we repeated cluster generation using the EM algorithm 100 times by changing initial values of the algorithm. We compared the four criteria: RNML, NML, Akaike's Information Criterion (AIC) [1] and Bayesian Information Criterion (BIC) [11] for the choice of the number of clusters. We calculated RNML and NML according to the method proposed in the previous sections and [5]. We calculated AIC and BIC as follows:

$$\begin{aligned} AIC(\mathbf{x}^n, z^n; K) &= -2 \log f(\mathbf{x}^n, z^n; K, \hat{\theta}(\mathbf{x}^n, z^n)) \\ &\quad + m(m + 3)K + K, \\ BIC(\mathbf{x}^n, z^n; K) &= -2 \log f(\mathbf{x}^n, z^n; K, \hat{\theta}(\mathbf{x}^n, z^n)) \\ &\quad + \frac{m(m + 3)K}{2} \sum_{k=1}^K \log h_k + K \log n. \end{aligned}$$

We measured their performance in terms of the identification probability $P(K)$ and the benefit $B(K)$ defined as follows: Letting K be the true number of clusters and K^* be the one chosen using any criterion,

$$\begin{aligned}
 P(K) &= \text{Prob}(K^* = K), \\
 B(K) &= \max \left\{ 0, 1 - \frac{|K^* - K|}{T} \right\},
 \end{aligned}
 \tag{11}$$

where T is a given constant. The *identification probability* $P(K)$ is the probability that the algorithm outputs the true number of clusters. The *benefit* is a score assigned to K so that if $K = K^*$ it takes the maximum value 1, and it decreases linearly to zero as $|K^* - K|$ increases to T . The resulting benefit is calculated as the average of the benefits taken over all of random generation. We compared RNML, AIC, and BIC in terms of how fast the identification probability and the benefit converge as sample size n increases.

Fig. 1 and Fig. 2 show graphs of accuracy rates and benefit vs data size for the case where the data dimension was $m = 5$ and the true number of clusters was $K = 3$. Here we set $T = 2$ in the calculation of $B(K)$ in (11).

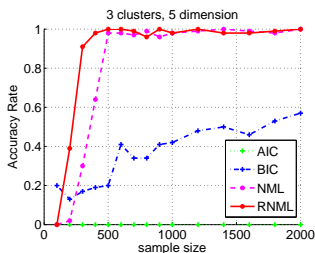


Figure 1: Accuracy Rates

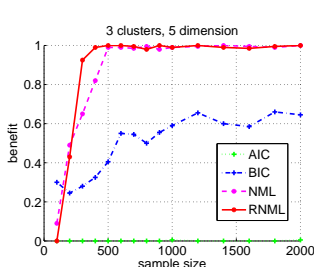


Figure 2: Benefit

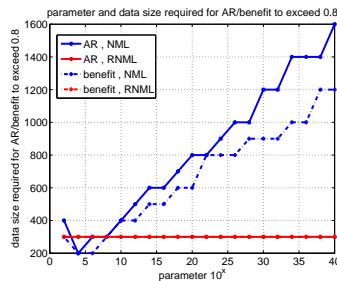


Figure 3: Data Size Required for Accuracy Rate/benefit to Exceed 0.8 vs Parameter Values

We see from these results that RNML achieved the highest identification probability, the highest benefit, and the fastest rate of convergence among all of the criteria: AIC, BIC, NML, and RNML. Specifically this was the case when the data size was not so large. This implies that RNML was effective as a criterion for selecting an optimal number of clusters even when the data size was relatively small.

Table 1, 2, 3, and 4 show the results on benefit obtained by varying the data dimension and the true number of clusters, where each numerical value in Tables indicates the least data size required for benefit to exceed 0.8. Here Inf shows that benefit did not exceed 0.8.

We see from these results that for most of pairs of m and K , RNML achieves high benefit with smaller data size than AIC, BIC, and NML. This implies that the number of clusters estimated by RNML is within ± 1 of the true one with sufficiently high probability.

Table 1: Data Size Required for Benefit to Exceed 0.8 (RNML)

m \ K	3	4	5	6
3	300	1500	Inf	Inf
4	300	300	Inf	Inf
5	300	300	500	Inf
6	300	400	600	800

Table 2: Data Size Required for Benefit to Exceed 0.8 (NML)

m \ K	3	4	5	6
3	600	2000	5000	Inf
4	600	1000	Inf	Inf
5	800	1000	1500	Inf
6	600	1200	1500	2000

Table 3: Data Size Required for Benefit to Exceed 0.8 (AIC)

m \ K	3	4	5	6
3	Inf	Inf	Inf	Inf
4	Inf	Inf	Inf	Inf
5	Inf	Inf	Inf	Inf
6	Inf	Inf	Inf	Inf

Table 4: Data Size Required for Benefit to Exceed 0.8 (BIC)

m \ K	3	4	5	6
3	800	1000	Inf	Inf
4	2000	Inf	Inf	Inf
5	Inf	Inf	Inf	Inf
6	Inf	Inf	Inf	Inf

4.2 Dependency of NML and RNML on Parameters

Fig.3 shows graphs of least data size required for accuracy rate and benefit to achieve 80% and 0.8 versus parameter values, respectively. We define parameter θ as $\theta = R_2/R_1 = \lambda_2/\lambda_1$ in RNML, and $\theta = R = \lambda_{\min}^{(j) -m}$ in NML. We see that the RNML do not depend on parameter values more than NML. It implies that the dependency of RNML on parameter values is much less than that of NML.

5 Conclusion

We have proposed a general method for computing the NML code-length for the exponential family. We have developed it by generalizing the existing method for restricting the data domain so that the NML code-length does not diverge. We have specifically focused on Gaussian distributions and GMMs to propose a new efficient method for computing the RNML for them. We have developed it by extending Rissanen's renormalizing technique into multi-variate Gaussian distributions. We have applied this method to the clustering issue, in which we have selected the optimal number of clusters on the basis of the RNML code-length. We have empirically demonstrated using artificial data that our method makes the estimate of the number of clusters converge significantly faster to the true one than AIC, BIC, and NML.

References

- [1] H. Akaike. A new look at the statistical model identification. *IEEE Trans. on Automatic Control*, 19(6):716–723, Dec. 1974.

- [2] A. P. Dempster, N. M. Laird, and D. B. Rubin. Maximum likelihood from incomplete data via the em. *J.Royal Statist. Soc.B*, 39:1–38, 1977.
- [3] C. D. Giurcăneanu, S. A. Razavi, and A. Liski. Variable selection in linear regression: Several approaches based on normalized maximum likelihood. *Signal Processing*, 91(8), March 2011.
- [4] P. D. Grünwald. *The Minimum Description Length Principle*. MIT Press, Cambridge, June 2007.
- [5] S. Hirai and K. Yamanishi. Efficient computation of normalized maximum likelihood coding for gaussian mixtures with its applications to optimal clustering. *The IEEE ISIT*, pages 1031–1035, 2011.
- [6] P. Kontkanen and P. Myllymäki. A linear time algorithm for computing the multinomial stochastic complexity. *Information Processing Letters*, 103:227–233, 2007.
- [7] P. Kontkanen and P. Myllymäki. An empirical comparison of nml. *Proceedings of the 2008 International*, pages 125–131, 2008.
- [8] J. Rissanen. Fisher information and stochastic complexity. *IEEE Trans. on Information Theory*, 42(1):40–47, January 1996.
- [9] J. Rissanen. MDL denoising. *IEEE Trans. on Information Theory*, 46(7):2537–2543, November 2000.
- [10] J. Rissanen. *Information and Complexity in Statistical Modeling*. Springer, 2007.
- [11] G. Schwarz. Estimating the dimension of a model. *Annals of Statistics 6 (2)*, pages 461–464, 1978.
- [12] Shtarkov Yu. M. Universal sequential coding of single messages. *Problems of Information Transmission*, 23(3):3–17, July-September 1987.