

Direct and indirect searches for New Physics

F. Mahmoudi

CERN Theory Division, Physics Department, CH-1211 Geneva 23, Switzerland

*Clermont Université, Université Blaise Pascal, CNRS/IN2P3,
LPC, BP 10448, 63000 Clermont-Ferrand, France*

An overview of the indirect constraints from flavour physics on supersymmetric models is presented. We study in particular constraints from $B_s \rightarrow \mu^+\mu^-$ and $B \rightarrow K^*\mu^+\mu^-$, emphasising on the new LHCb results. We show that these rare transitions provide valuable information in the search for new physics and are complementary to the direct searches.

1 Introduction

In addition to direct searches for new physics signals, indirect searches play an important and complementary role in the quest for physics beyond the Standard Model (SM). The most commonly used indirect constraints originate from flavour physics observables, cosmological data and dark matter relic density, electroweak precision tests and anomalous magnetic moment of the muon. Precise experimental measurements and theoretical predictions have been achieved for the B meson systems in the past decade and stringent constraints due to sizeable new physics contributions to many observables can be obtained^{1,2,3,4}. In the following, we present an overview of the most constraining flavour physics observables for supersymmetry (SUSY), with an emphasis on the recent LHCb results. The latest limit on $\text{BR}(B_s \rightarrow \mu^+\mu^-)$, being very close to the SM prediction, constrains strongly the large $\tan\beta$ regime and the various angular observables from $B \rightarrow K^*\mu^+\mu^-$ decay can provide complementary information in particular for intermediate $\tan\beta$ values. The indirect constraints from flavour physics can be superior to those which are derived from direct searches for SUSY particles in some regions of the parameter space of constrained SUSY scenarios.

2 Flavour observables

2.1 Framework

The effective Hamiltonian describing the $b \rightarrow s$ transitions has the following generic structure:

$$\mathcal{H}_{\text{eff}} = -\frac{4G_F}{\sqrt{2}}V_{tb}V_{ts}^* \left(\sum_{i=1\dots 10} (C_i(\mu)\mathcal{O}_i(\mu) + C'_i(\mu)\mathcal{O}'_i(\mu)) \right), \quad (1)$$

where $\mathcal{O}_i(\mu)$ are the relevant operators and $C_i(\mu)$ the corresponding Wilson coefficients evaluated at the scale μ which encode short-distance physics. The primed operators are chirality flipped compared to the non-primed operators, and they are highly suppressed in the SM. Contributions

from physics beyond the SM to the observables can be described by the modification of Wilson coefficients or by addition of new operators. The most relevant operators in rare radiative, semileptonic and leptonic B decays are:

$$\begin{aligned}
O_1 &= (\bar{s}\gamma_\mu T^a P_L c)(\bar{c}\gamma^\mu T^a P_L b) , & O_2 &= (\bar{s}\gamma_\mu P_L c)(\bar{c}\gamma^\mu P_L b) , \\
O_3 &= (\bar{s}\gamma_\mu P_L b) \sum_q (\bar{q}\gamma^\mu q) , & O_4 &= (\bar{s}\gamma_\mu T^a P_L b) \sum_q (\bar{q}\gamma^\mu T^a q) , \\
O_5 &= (\bar{s}\gamma_{\mu_1}\gamma_{\mu_2}\gamma_{\mu_3} P_L b) \sum_q (\bar{q}\gamma^{\mu_1}\gamma^{\mu_2}\gamma^{\mu_3} q) , & O_6 &= (\bar{s}\gamma_{\mu_1}\gamma_{\mu_2}\gamma_{\mu_3} T^a P_L b) \sum_q (\bar{q}\gamma^{\mu_1}\gamma^{\mu_2}\gamma^{\mu_3} T^a q) , \\
O_7 &= \frac{e}{(4\pi)^2} m_b (\bar{s}\sigma^{\mu\nu} P_R b) F_{\mu\nu} , & O_8 &= \frac{g}{(4\pi)^2} m_b (\bar{s}\sigma^{\mu\nu} T^a P_R b) G_{\mu\nu}^a , \\
O_9 &= \frac{e^2}{(4\pi)^2} (\bar{s}\gamma^\mu P_L b)(\bar{\ell}\gamma_\mu \ell) , & O_{10} &= \frac{e^2}{(4\pi)^2} (\bar{s}\gamma^\mu P_L b)(\bar{\ell}\gamma_\mu \gamma_5 \ell) , \\
Q_1 &= \frac{e^2}{(4\pi)^2} (\bar{s} P_R b)(\bar{\ell} \ell) , & Q_2 &= \frac{e^2}{(4\pi)^2} (\bar{s} P_R b)(\bar{\ell} \gamma_5 \ell) ,
\end{aligned} \tag{2}$$

where Q_1 and Q_2 are the scalar and pseudo-scalar operators arising in new physics scenarios.

The Wilson coefficients $C_i(\mu)$ are calculated at scale $\mu \sim \mathcal{O}(M_W)$ by requiring matching between the effective and full theories and can be expanded perturbatively:

$$C_i(\mu) = C_i^{(0)}(\mu) + \frac{\alpha_s(\mu)}{4\pi} C_i^{(1)}(\mu) + \dots \tag{3}$$

and are subsequently evolved to scale $\mu \sim \mathcal{O}(m_b)$ at which they can be used to calculate the flavour observables, using the renormalisation group equations:

$$\mu \frac{d}{d\mu} C_i(\mu) = C_j(\mu) \gamma_{ji}(\mu) \tag{4}$$

driven by the anomalous dimension matrix $\hat{\gamma}(\mu)$:

$$\hat{\gamma}(\mu) = \frac{\alpha_s(\mu)}{4\pi} \hat{\gamma}^{(0)} + \frac{\alpha_s^2(\mu)}{(4\pi)^2} \hat{\gamma}^{(1)} + \dots \tag{5}$$

which are known to high accuracy. A review on effective methods is given in⁵ and the analytical expressions for the Wilson coefficients and the renormalisation group equations can be found in⁶.

2.2 Rare decays $B_s \rightarrow \mu^+ \mu^-$ and $B \rightarrow K^* \mu^+ \mu^-$

The rare decays $B_s \rightarrow \mu^+ \mu^-$ and $B \rightarrow K^* \mu^+ \mu^-$ deserve special attention as new results have been recently announced by the LHCb collaboration using an integrated luminosity of 1 fb⁻¹. A stringent 95% C.L. limit on the branching ratio $\text{BR}(B_s \rightarrow \mu^+ \mu^-) < 4.5 \times 10^{-9}$ has recently been reported⁷. In terms of Wilson coefficients, this branching ratio is expressed as^{6,8}:

$$\begin{aligned}
\text{BR}(B_s \rightarrow \mu^+ \mu^-) &= \frac{G_F^2 \alpha^2}{64\pi^2} f_{B_s}^2 m_{B_s}^3 |V_{tb} V_{ts}^*|^2 \tau_{B_s} \sqrt{1 - \frac{4m_\mu^2}{m_{B_s}^2}} \\
&\times \left\{ \left(1 - \frac{4m_\mu^2}{m_{B_s}^2}\right) |C_{Q_1} - C'_{Q_1}|^2 + \left| (C_{Q_2} - C'_{Q_2}) + 2(C_{10} - C'_{10}) \frac{m_\mu}{m_{B_s}} \right|^2 \right\} .
\end{aligned} \tag{6}$$

In the Standard Model, only C_{10} is non-vanishing and gets its largest contributions from Z penguin and box diagram. With the input parameters of⁹ we obtain $\text{BR}(B_s \rightarrow \mu^+ \mu^-)_{SM} =$

Observable	SM prediction	Experiment
$10^7 \text{GeV}^2 \times \langle dBR/dq^2 (B \rightarrow K^* \mu^+ \mu^-) \rangle_{[1,6]}$	0.47 ± 0.27	$0.42 \pm 0.04 \pm 0.04$
$\langle A_{FB}(B \rightarrow K^* \mu^+ \mu^-) \rangle_{[1,6]}$	-0.06 ± 0.05	$-0.18^{+0.06+0.01}_{-0.06-0.01}$
$\langle F_L(B \rightarrow K^* \mu^+ \mu^-) \rangle_{[1,6]}$	0.71 ± 0.13	$0.66^{+0.06+0.04}_{-0.06-0.03}$
$q_0^2(B \rightarrow K^* \mu^+ \mu^-)/\text{GeV}^2$	$4.26^{+0.36}_{-0.34}$	$4.9^{+1.1}_{-1.3}$

Table 1: SM predictions and experimental values of $B \rightarrow K^* \mu^+ \mu^-$ observables ⁹.

$(3.53 \pm 0.38) \times 10^{-9}$. The latest experimental limit thus severely restricts the room for new physics.

The decay $B \rightarrow K^* \mu^+ \mu^-$ on the other hand provides a variety of complementary observables as it gives access to angular distributions in addition to the differential branching fraction. The differential decay distribution of the $\bar{B}^0 \rightarrow \bar{K}^*(\rightarrow K^- \pi^+) \ell^+ \ell^-$ decay can be written in terms of three angles θ_ℓ , θ_{K^*} , ϕ and the invariant dilepton mass squared (q^2) ^{10,11}:

$$d^4\Gamma = \frac{9}{32\pi} J(q^2, \theta_\ell, \theta_{K^*}, \phi) dq^2 d\cos\theta_\ell d\cos\theta_{K^*} d\phi. \quad (7)$$

The angular dependence of $J(q^2, \theta_\ell, \theta_{K^*}, \phi)$ can be expanded in terms of the angular coefficients J_i which are functions of q^2 and can be described in terms of the transversity amplitudes and form factors ^{12,13}. Integrating Eq. 7 over all angles, the dilepton mass distribution can be written in terms of the angular coefficients ^{11,14}:

$$\frac{d\Gamma}{dq^2} = \frac{3}{4} \left(J_1 - \frac{J_2}{3} \right). \quad (8)$$

The forward-backward asymmetry A_{FB} benefits from reduced theoretical uncertainty and is defined as:

$$A_{FB}(q^2) \equiv \left[\int_{-1}^0 - \int_0^1 \right] d\cos\theta_\ell \frac{d^2\Gamma}{dq^2 d\cos\theta_\ell} \bigg/ \frac{d\Gamma}{dq^2} = -\frac{3}{8} J_6 \bigg/ \frac{d\Gamma}{dq^2}. \quad (9)$$

Another clean observable is the zero-crossing of the forward-backward asymmetry (q_0^2) for which the form factors cancel out at leading order. q_0^2 depends on the relative sign of C_7 and C_9 and its measurement allow to remove the sign ambiguity.

The longitudinal polarisation fraction F_L can also be constructed as the ratios of the transversity amplitudes and contains less theoretical uncertainty from the form factors. It reads:

$$F_L(s) = \frac{-J_2^c}{d\Gamma/dq^2}. \quad (10)$$

The SM predictions and experimental values for these observables are given in Table 1.

Another observable which is rather independent of hadronic input parameters is the isospin asymmetry which arises from the annihilation diagrams and depends on the charge of the spectator quark. The isospin asymmetry is defined as ¹⁵

$$\frac{dA_I}{dq^2} = \frac{d\Gamma[B^0 \rightarrow K^{*0} \ell^+ \ell^-]/dq^2 - d\Gamma[B^\pm \rightarrow K^{*\pm} \ell^+ \ell^-]/dq^2}{d\Gamma[B^0 \rightarrow K^{*0} \ell^+ \ell^-]/dq^2 + d\Gamma[B^\pm \rightarrow K^{*\pm} \ell^+ \ell^-]/dq^2}. \quad (11)$$

In the SM, dA_I/dq^2 is at the percent level.

The decay $B \rightarrow K^* \mu^+ \mu^-$ gives access to many other observables such as transverse amplitudes, which are not yet measured but could be of interest in the near future.

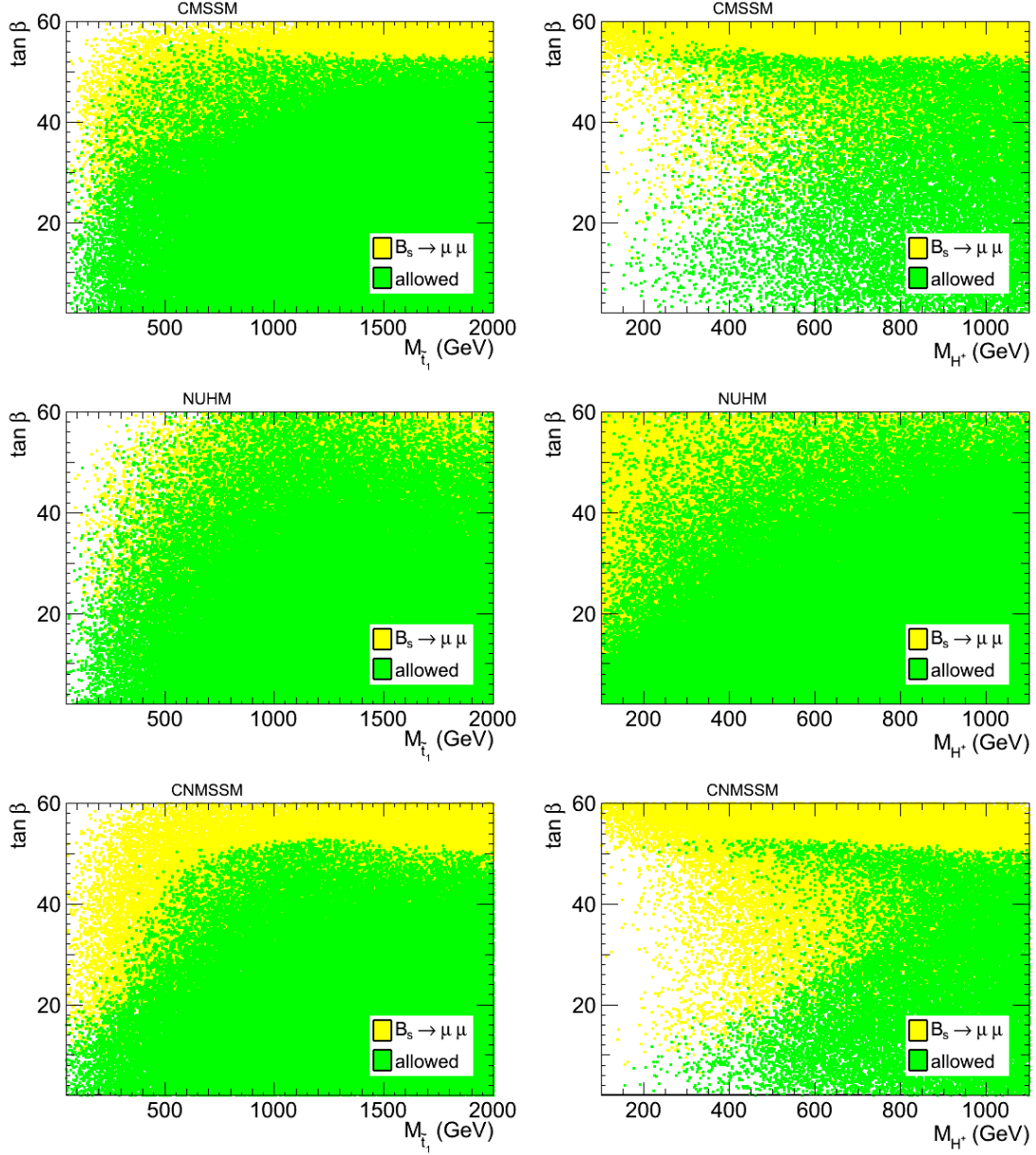


Figure 1: Constraint from $\text{BR}(B_s \rightarrow \mu^+ \mu^-)$ in the CMSSM (upper panel), NUHM (central panel) and CNMSSM (lower panel) in the plane $(M_{\tilde{t}_1}, \tan \beta)$ in the left and $(M_{H^\pm}, \tan \beta)$ in the right, with the allowed points displayed in the foreground.

3 Implications for supersymmetry

To illustrate the impact of the recent limit on $\text{BR}(B_s \rightarrow \mu^+ \mu^-)$ and the measurements of the angular distributions and differential branching fraction of the $B \rightarrow K^* \mu^+ \mu^-$ decay by LHCb, we consider several MSSM scenarios, and compare the results to the direct search limits.

First we study the constraints from $\text{BR}(B_s \rightarrow \mu^+ \mu^-)$ in the CMSSM, NUHM and CNMSSM by scanning over the relevant parameters as described in^{9,16}. For each generated point we calculate the spectrum of SUSY particle masses and couplings using SOFTSUSY¹⁷ or NMSSMTOOLS¹⁸ and compute flavour observables using SuperIso v3.3^{6,20}.

The constraints are shown in Fig. 1 in the planes $(M_{\tilde{t}_1}, \tan \beta)$ and $(M_{H^\pm}, \tan \beta)$. The region most probed by $B \rightarrow K^* \mu^+ \mu^-$ is at large $\tan \beta$ and small $M_{\tilde{t}_1} / M_{H^\pm}$ as can be seen from the

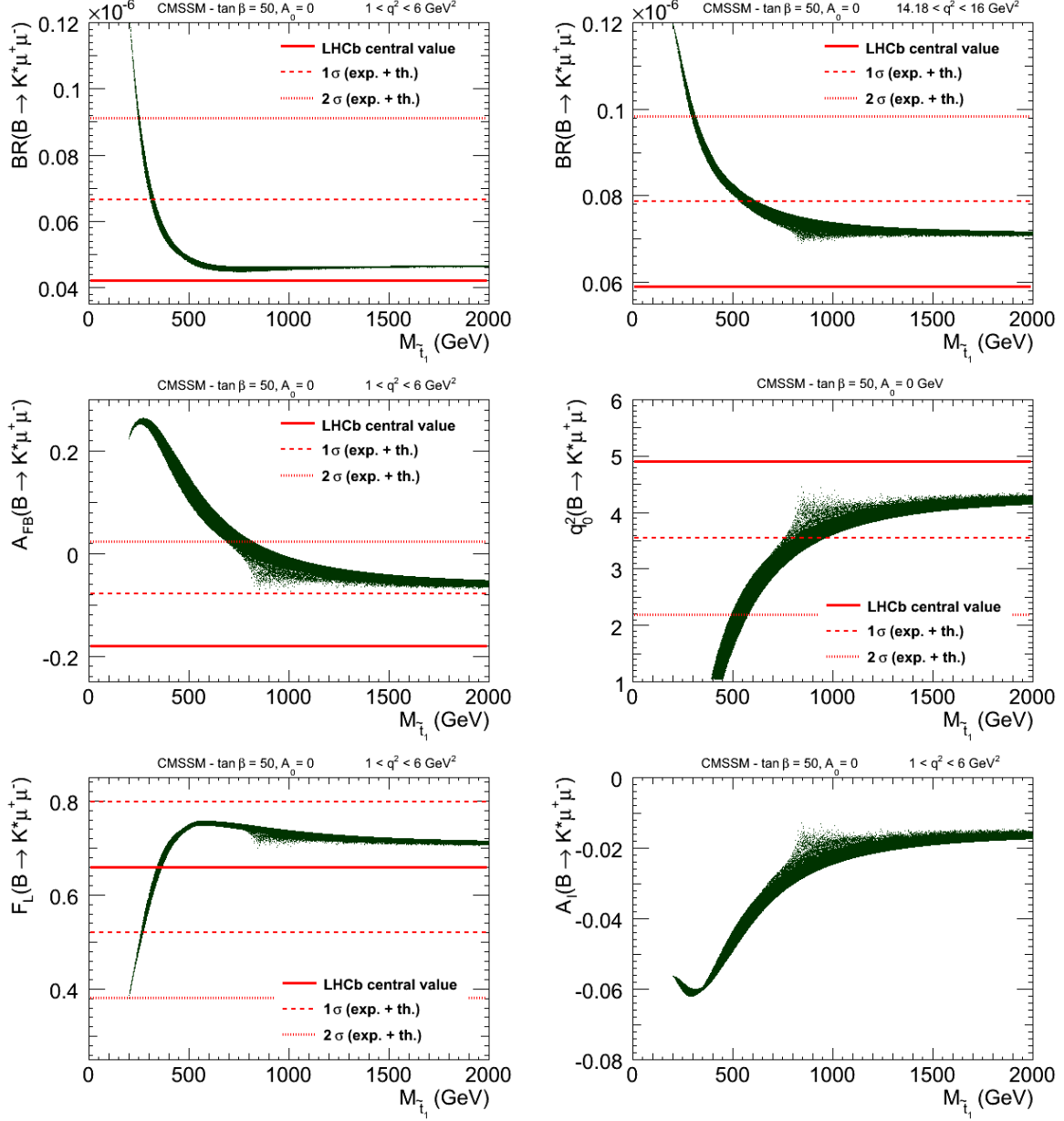


Figure 2: SUSY spread of the averaged $\text{BR}(B \rightarrow K^* \mu^+ \mu^-)$ at low q^2 (top left), at high q^2 (top right), $A_{FB}(B \rightarrow K^* \mu^+ \mu^-)$ at low q^2 (middle left), zero-crossing of $A_{FB}(B \rightarrow K^* \mu^+ \mu^-)$ (middle right), $F_L(B \rightarrow K^* \mu^+ \mu^-)$ at low q^2 (bottom left) and $A_I(B \rightarrow K^* \mu^+ \mu^-)$ at low q^2 (bottom right), in function of the lightest stop mass, in the CMSSM with $\tan \beta = 50$ and $A_0 = 0$.

figures. Since there are two additional degrees of freedom in NUHM as compared to CMSSM, it is easier for a model point to escape the constraint. In the CNMSSM, the $B_s \rightarrow \mu^+ \mu^-$ constraint is similar to the CMSSM case, but slightly stronger.

Next we consider the constraints from $B \rightarrow K^* \mu^+ \mu^-$ observables. In order to study the maximal effects we consider $\tan \beta = 50$ and investigate the SUSY spread in function of the lightest stop mass. The results are displayed in Fig. 2 for the averaged differential branching ratio at low and high q^2 , the forward-backward asymmetry A_{FB} , the zero-crossing q_0^2 of A_{FB} , the longitudinal polarisation F_L and the isospin asymmetry A_I . As can be seen A_{FB} is the most constraining observable and excludes $M_{t_1} \lesssim 800$ GeV. On the other hand, with the current experimental accuracy¹⁹, the isospin asymmetry does not provide any information on the SUSY

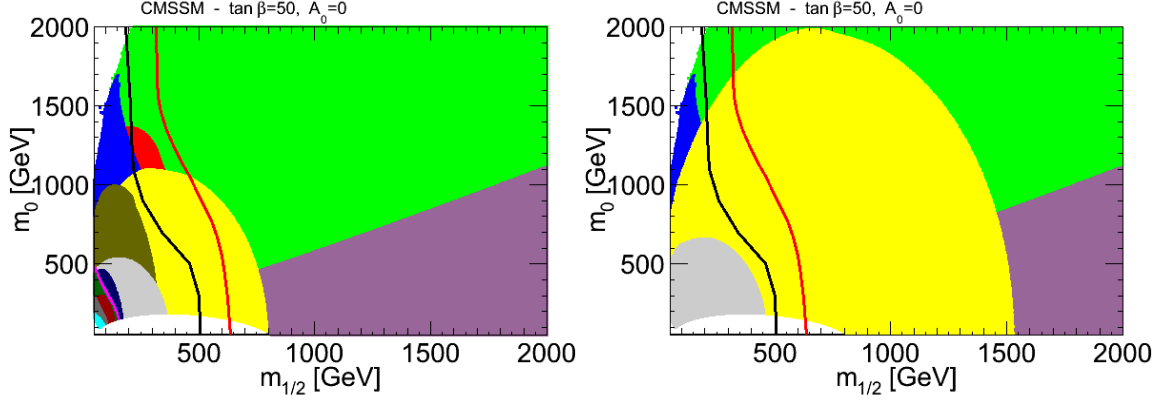


Figure 3: Constraints from flavour observables in CMSSM in the plane $(m_{1/2}, m_0)$ for $\tan \beta = 50$ and $A_0 = 0$, in the left with the 2010 results for $\text{BR}(B_s \rightarrow \mu^+ \mu^-)$, and in the right with the 2011 results. The black line corresponds to the CMS exclusion limit with 1.1 fb^{-1} of data ²¹ and the red line to the CMS exclusion limit with 4.4 fb^{-1} of data ²². The colour legend is given below.

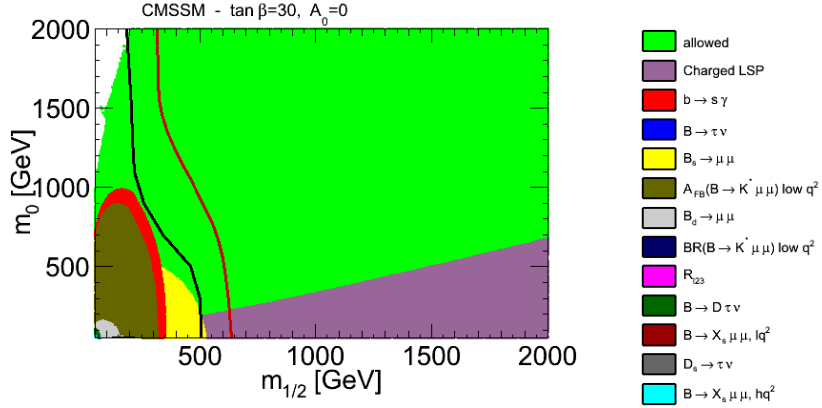


Figure 4: Constraints from flavour observables in CMSSM in the plane $(m_{1/2}, m_0)$ for $\tan \beta = 30$ and $A_0 = 0$.

parameters.

A comparison between different flavour observables in the plane $(m_{1/2}, m_0)$ is given in Fig. 3, where we can also see the limits from $B \rightarrow X_s \gamma$ and $B \rightarrow \tau \nu$. In the left hand side, the combined CMS+LHCb limit from the 2010 data (1.1×10^{-8} at 95% C.L.) is applied for $\text{BR}(B_s \rightarrow \mu^+ \mu^-)$, while this limit is updated to the 2011 LHCb result in the right hand side. As can be seen, the recent LHCb limit strongly constrains the CMSSM with large $\tan \beta$. We also notice that, at large $\tan \beta$, the flavour constraints and in particular $B_s \rightarrow \mu^+ \mu^-$, are superior to those from direct searches. By lowering the value of $\tan \beta$, $B_s \rightarrow \mu^+ \mu^-$ significantly loses importance compared to direct searches as can be seen in Fig. 4. On the other hand, $B \rightarrow X_s \gamma$ and $B \rightarrow K^* \mu^+ \mu^-$ related observables and in particular the forward-backward asymmetry lose less sensitivity and play a complementary role in the intermediate $\tan \beta$ regime.

The study in constrained MSSM scenarios is very illustrative and allows to pin down the most important effects in a rather simple framework. However these scenarios are not representative of the full MSSM and by focussing only on the constrained scenarios one may miss some important features. Also the constrained scenarios are already very much squeezed, while this is not the case in more general scenarios. To go beyond the constrained scenarios, we consider the phenomenological MSSM (pMSSM) ²³. This model is the most general CP and R-parity conserving MSSM, assuming MFV at the weak scale and the absence of FCNCs at the tree level.

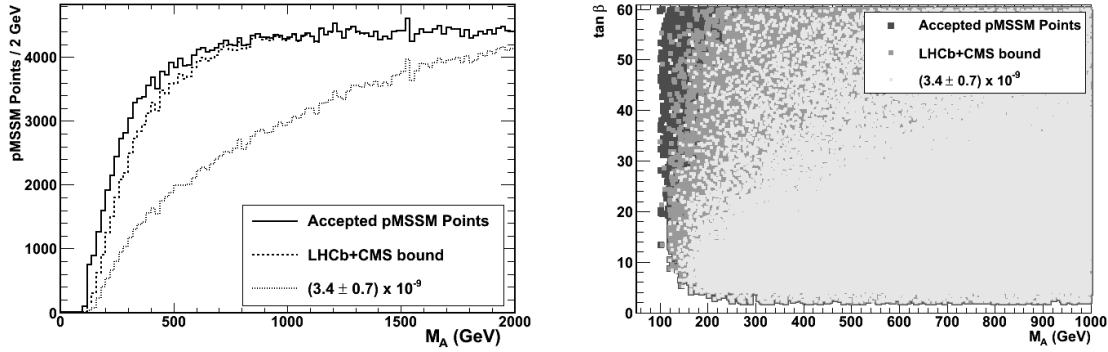


Figure 5: Distribution of pMSSM points after the $B_s \rightarrow \mu^+\mu^-$ constraint projected on the M_A (left) and $(M_A, \tan \beta)$ plane (right) for all accepted pMSSM points (medium grey), points not excluded by the combination of the 2010 LHCb and CMS analyses (dark grey) and the projection for the points compatible with the measurement of the SM expected branching fractions with a 20% total uncertainty (light grey) ²⁴.

It contains 19 free parameters: 10 sfermion masses, 3 gaugino masses, 3 trilinear couplings and 3 Higgs masses. To study the pMSSM, we perform flat scans over the parameters as described in ^{24,25}. The left panel of Fig. 5 shows the density of points in function of M_A before and after applying the combined 2010 LHCb and CMS $B_s \rightarrow \mu^+\mu^-$ limit, as well as the projection for an SM-like measurement with an overall 20% theoretical and experimental uncertainty. As can be seen the density of the allowed pMSSM points is reduced by a factor of 3, in the case of an SM-like measurement. The right panel shows the same distribution in the $(M_A, \tan \beta)$ plane. Similar to the CMSSM case, the region with large $\tan \beta$ and small M_A is the most affected one.

4 SuperIso program

SuperIso ^{6,20} is a public C program dedicated mostly to the calculation of flavour physics observables. The calculations are done in various models, such as SM, THDM, MSSM and NMSSM with minimal flavour violation. A broad set of flavour physics observables is implemented in SuperIso. This includes the branching ratio of $B \rightarrow X_s \gamma$, isospin asymmetry of $B \rightarrow K^* \gamma$, branching ratios of $B_s \rightarrow \mu^+\mu^-$, $B_d \rightarrow \mu^+\mu^-$, $B_u \rightarrow \tau \nu_\tau$, $B \rightarrow D \tau \nu_\tau$, $K \rightarrow \mu \nu_\mu$, $D \rightarrow \mu \nu_\mu$, $D_s \rightarrow \tau \nu_\tau$ and $D_s \rightarrow \mu \nu_\mu$. In addition several observables related to $b \rightarrow s \ell^+ \ell^-$ transitions, such as branching ratios of $B \rightarrow X_s \mu^+\mu^-$ and $B \rightarrow K^* \mu^+\mu^-$, the forward backward asymmetries, the zero-crossing, polarisation fractions of K^* , isospin asymmetry, transverse amplitudes, the CP averaged angular coefficients, etc..., are now implemented.

The calculation of the anomalous magnetic moment of the muon is also implemented in the program. SuperIso uses a SUSY Les Houches Accord (SLHA) file ²⁶ as input, which can be either generated automatically by the program via a call to a spectrum generator or provided by the user. The program is able to perform the calculations automatically for different SUSY breaking scenarios. An extension of SuperIso including the relic density calculation, SuperIso Relic, is also available publicly ²⁷. Finally, in SuperIso we make use of the Flavour Les Houches Accord (FLHA) ²⁸, the newly developed standard for flavour related quantities.

5 Conclusions

Indirect constraints and in particular those from flavour physics are essential to restrict new physics parameters as we have seen here. The information obtained from these low energy observables combined with the collider data will open the door to a very rich phenomenology and would help us step forward toward a deeper understanding of the underlying physics. It

is clear that with more precise measurements a large part of the supersymmetric parameter space could be disfavoured. In particular large $\tan\beta$ region is strongly affected by $B_s \rightarrow \mu^+\mu^-$. Also, a measurement of $\text{BR}(B_s \rightarrow \mu^+\mu^-)$ lower than the Standard Model prediction would rule out a large variety of supersymmetric models. In addition, $B \rightarrow K^*\mu^+\mu^-$ observables could play a complementary role specially for smaller $\tan\beta$ values. With reduced theoretical and experimental errors, the exclusion bounds in Fig. 2 for example would squeeze leading to important consequences for SUSY parameters. The $B \rightarrow K^*\mu^+\mu^-$ decay provides many other clean observables, not yet measured, which could also bring substantial additional information.

Acknowledgements

I would like to thank the organisers of the Moriond QCD 2012 for organising a great conference and for inviting me to give this talk.

References

1. M. S. Carena, A. Menon, R. Noriega-Papaqui, A. Szykman and C. E. M. Wagner, Phys. Rev. D **74**, 015009 (2006).
2. D. Eriksson, F. Mahmoudi and O. Stal, JHEP **0811**, 035 (2008).
3. F. Mahmoudi and O. Stal, Phys. Rev. D **81**, 035016 (2010).
4. F. Mahmoudi, Nuovo Cim. C **34S01**, 48 (2011).
5. A. J. Buras, hep-ph/9806471.
6. .
7. R. Aaij *et al.* [LHCb Collaboration], arXiv:1203.4493 [hep-ex].
8. C. Bobeth, T. Ewerth, F. Kruger and J. Urban, Phys. Rev. D **64**, 074014 (2001).
9. F. Mahmoudi, S. Neshatpour and J. Orloff, arXiv:1205.1845 [hep-ph].
10. F. Kruger and J. Matias, Phys. Rev. D **71**, 094009 (2005).
11. W. Altmannshofer, P. Ball, A. Bharucha, A. J. Buras, D. M. Straub and M. Wick, JHEP **0901**, 019 (2009).
12. M. Beneke, T. Feldmann and D. Seidel, Nucl. Phys. B **612**, 25 (2001).
13. M. Beneke, T. Feldmann and D. Seidel, Eur. Phys. J. C **41**, 173 (2005).
14. C. Bobeth, G. Hiller and G. Piranishvili, JHEP **0807**, 106 (2008).
15. T. Feldmann and J. Matias, JHEP **0301**, 074 (2003).
16. A. G. Akeroyd, F. Mahmoudi and D. Martinez Santos, JHEP **1112**, 088 (2011).
17. B. C. Allanach, Comput. Phys. Commun. **143**, 305 (2002).
18. U. Ellwanger and C. Hugonie, Comput. Phys. Commun. **175**, 290 (2006).
19. LHCb Collaboration, LHCb-PAPER-2012-011, in preparation.
20. F. Mahmoudi, Comput. Phys. Commun. **178**, 745 (2008); Comput. Phys. Commun. **180**, 1718 (2009).
21. S. Chatrchyan *et al.* [CMS Collaboration], Phys. Rev. Lett. **107**, 221804 (2011).
22. CMS Collaboration, CMS-PAS-SUS-12-005.
23. A. Djouadi and S. Rosiers-Lees *et al.*, hep-ph/9901246; A. Djouadi, Phys. Rept. **459**, 1 (2008).
24. A. Arbey, M. Battaglia and F. Mahmoudi, Eur. Phys. J. C **72**, 1906 (2012).
25. A. Arbey, M. Battaglia and F. Mahmoudi, Eur. Phys. J. C **72**, 1847 (2012).
26. B. C. Allanach, C. Balazs *et al.*, Comput. Phys. Commun. **180**, 8 (2009).
27. A. Arbey and F. Mahmoudi, Comput. Phys. Commun. **181**, 1277 (2010); Comput. Phys. Commun. **182**, 1582 (2011).
28. F. Mahmoudi, S. Heinemeyer *et al.*, Comput. Phys. Commun. **183**, 285 (2012).