

A fully covariant mean-field dynamo closure for numerical 3+1 resistive GRMHD

N. Bucciantini^{1,3} * & L. Del Zanna^{2,3}

¹ *INAF - Osservatorio Astrofisico di Arcetri, L.go E. Fermi 5, 50125, Firenze, Italy*

² *Dipartimento di Fisica ed Astronomia, Università di Firenze, L.go E. Fermi 2, 50125, Firenze, Italy*

³ *INFN - Sezione di Firenze, Via G. Sansone 1, 50019 Sesto Fiorentino, Firenze, Italy*

Accepted . Received ; in original form

ABSTRACT

The powerful high-energy phenomena typically encountered in astrophysics invariably involve physical engines, like neutron stars and black hole accretion disks, characterized by a combination of highly magnetized plasmas, strong gravitational fields, and relativistic motions. In recent years numerical schemes for General Relativistic MHD (GRMHD) have been developed to model the multidimensional dynamics of such systems, including the possibility of an evolving spacetime. Such schemes have been also extended beyond the ideal limit including the effects of resistivity, in an attempt to model dissipative physical processes acting on small scales (sub-grid effects) over the global dynamics. Along the same lines, the magnetic field could be amplified by the presence of turbulent dynamo processes, as often invoked to explain the high values of magnetization required in accretion disks and neutron stars. Here we present, for the first time, a further extension to include the possibility of a mean-field dynamo action within the framework of numerical 3 + 1 (resistive) GRMHD. A fully covariant dynamo closure is proposed, in analogy with the classical theory, assuming a simple α -effect in the comoving frame. Its implementation into a finite-difference scheme for GRMHD in dynamical spacetimes [the X-ECHO code: Bucciantini & Del Zanna (2011)] is described, and a set of numerical test is presented and compared with analytical solutions wherever possible.

Key words: methods: numerical - (magnetohydrodynamics) MHD - magnetic fields - relativity - gravitation.

1 INTRODUCTION

A strong magnetic field plays a crucial role in many high-energy astrophysical systems. It is believed to be the key element in the context of Gamma Ray Bursts (GRBs) (Duncan & Thompson 1992; Thompson 1994; Meszaros & Rees 1997; Lee, Wijers & Brown 2000; Lyutikov & Blackman 2001; Vlahakis & Königl 2001; van Putten & Levinson 2003; Lyutikov 2006b; Komissarov & Barkov 2007; Metzger, Thompson & Quataert 2007; Uzdensky & MacFadyen 2007a,b; Barkov & Komissarov 2008; Bucciantini et al. 2008, 2009; Lyons et al. 2010; Metzger et al. 2011; Rezzolla et al. 2011), AGN-jets (Blandford & Znajek 1977; Blandford & Payne 1982; Belvedere & Molteni 1984; Khanna & Camenzind 1992; Königl & Kartje 1994; Balbus & Hawley 1998; Tomimatsu 2000; Fendt & Memola 2001; Sauty, Tsinganos & Trussoni 2002; van Putten & Levinson 2003; Duttan & Bier-

mann 2007; Hawley 2008; Penna et al. 2010; Tchekhovskoy, Narayan & McKinney 2011), magnetars (Duncan & Thompson 1992; Thompson & Duncan 1996; Murakami 1999; Lyutikov 2003, 2006a; Braithwaite & Spruit 2006; Woosley 2010; Kasen & Bildsten 2010; Yu 2011), and its dissipation and reconnection to be at the origin of many typical high energy phenomena (Uzdensky 2011). A large-scale ordered magnetic field is in fact crucial to power many high energy systems. A strong magnetic field close to the central black hole (BH) in accretion disks is invoked to explain the launching of relativistic jets. The pulsar and magnetar paradigms require a strong dipolar magnetic field in neutron stars (NSs). Magnetic field's stresses provide an efficient way to convert rotational or accretion energy into bulk flow, and to power relativistic winds.

However, the origin of this strong and ordered magnetic field remains poorly understood. In particular, the environment in which such a magnetic field is supposed to arise is often characterized by turbulence (Zhang, MacFadyen &

* E-mail: niccolo@arcetri.inaf.it

Wang 2009; Mizuno et al. 2011) and instabilities, ranging from MRI in accretion disks (Balbus & Hawley 1998) to kink and Tayler and convection in NSs (Miralles, Pons & Urpin 2000, 2002; Braithwaite & Spruit 2006; Ruediger et al. 2008). While turbulent small-scale motions can easily amplify a seed field up to equipartition with the turbulent kinetic energy, one expects such a field to be highly tangled. If a large-scale ordered mean field can arise due to small scale velocity fluctuations is highly debated, and understanding what its configuration and its geometry are, and under what conditions it is realized, is of fundamental importance. It is not unreasonable that, during the formation of compact objects like BHs or NSs, any frozen-in large-scale field might be amplified due to advection. However, as an explanation of the required magnetic field, this simply shifts the problem from the object to the progenitor. Moreover, in BHs, NSs, and GRBs, a large amount of angular momentum is required in the engine, but any strong and pre-existing magnetic field would rapidly slow down rotation (Duez et al. 2006; Obergaulinger et al. 2006; Bisnovaty-Kogan, Moiseenko & Ardelyan 2008; Benson & Babul 2009).

Processes that lead to in-situ amplification of large-scale magnetic field, due to the dynamics of the flow, are usually referred as *dynamos* (Parker 1955, 1987; Moffatt 1978; Burbidge, Layzer & Phillips 1981; Zeldovich & Ruzmaïkin 1987; Roberts & Soward 1992; Kulsrud et al. 1997; Sato 1999; Brandenburg & Subramanian 2005). There are many kind of dynamo processes but, essentially, all involve twisting of the magnetic fieldlines by the flow and reconnection events that allow to rearrange irreversibly the field topology. Dynamoes usually require a fully three-dimensional flow structure. Cowling’s theorem, for example, states that dynamoes cannot work for two-dimensional flow patterns.

Of particular interest in astrophysics are dynamo processes due to the presence of small-scale fluctuations in the flow and turbulence. The idea that small-scale velocity and magnetic field fluctuations might be correlated, leading to a large-scale effective electromotive force capable of amplifying and generating a large-scale magnetic field, is at the base of the so-called *mean-field* dynamo theory (Moffatt 1978; Krause & Raedler 1980; Brandenburg & Dobler 2002; Brandenburg & Subramanian 2005). Mean-field dynamoes have been applied to a large variety of astrophysical systems, from the Sun (Parker 2009) to stellar magnetism (Brandenburg & Dobler 2002), from accretion disks (Khanna & Camenzind 1996b; Pariev, Colgate & Finn 2007) to proto-neutron stars (Bonanno, Rezzolla & Urpin 2003), from the origin of the galactic field (Shukurov 2002) to that of the cosmological primordial field (Kulsrud & Zweibel 2008), just to cite a few.

The formulation of a mean-field closure of Maxwell’s equation in the context of General Relativity (GR) has been done only for two astrophysical cases, to our knowledge: Marklund & Clarkson (2005) have investigated the origin of the cosmic magnetic field during inflation, while Khanna & Camenzind (1996a) and Khanna (1999) have focused on the specific case of disks in Kerr metric. Both have performed some study in the limiting kinematic case, where the back-reaction of the magnetic field on the plasma is neglected. Khanna (1999) also have not considered the displacement current, which however might become non-negligible near the event horizon of a BH, or for rapidly evolving systems.

They show that various new terms can arise in GR which are not present in a flat space-time. There is also a debate if Cowling’s anti-dynamo theorem still holds in GR: frame dragging effects can generate currents even for axisymmetric configurations (the gravito-magnetic term) in the absence of turbulence (Khanna & Camenzind 1996a).

The possibility of a stable and reliable mean-field closure for turbulent dynamoes is however very important in the context of numerical simulations. Quite often large-scale simulations are required to investigate the dynamics of GRB engines, accretion disks in AGN, and magnetosphere-jet coupling. The development of small-scale fluctuations is a property of turbulence that make its numerical investigation within global models prohibitive if not impossible at the moment. The idea behind a mean-field approach is that the effects of physical processes at scales that cannot be resolved can instead be modeled by an appropriate closure of the equations, so that the problem can become treatable by numerical investigation. However we want to stress here that, in the mean-field approach, determining what could be realistic values for the parameters that are used in the closure, is usually non trivial, and often requires the use of mesoscale informations, and extrapolation of flow properties to small unresolved scales. It rests to be proved that a mean field approach can achieve full resolution of microscopic physics on the macro-scale.

Here we present the first *fully covariant* mean-field dynamo closure of Maxwell’s equations, by extending the covariant Ohm’s law widely used in resistive GRMHD (Lichnerowicz 1967; Anile 1989). The new contribution is due to an α -dynamo term proportional to the large-scale magnetic field as measured in the local comoving frame, in analogy to the classical case. Moreover, having in mind numerical applications, the equations are then cast in the 3+1 formalism, leading to a modified evolution equation for the spatial electric field as measured by Eulerian observers. When dynamo effects are negligible, the equation reduces to that already derived for resistive MHD in *special* relativity (Komissarov 2007; Palenzuela et al. 2009; Dumbser & Zanotti 2009), thus extending it to the more general case of 3 + 1 resistive GRMHD. It is not our intention to discuss here either the validity of mean-field dynamo or its theoretical implication within GRMHD. As already done for the purely resistive case, in the above cited works, here we mainly focus on the numerical implementation of the proposed closure. Our numerical references are the ECHO and X-ECHO codes (Del Zanna et al. 2007; Bucciantini & Del Zanna 2011), and the actual implementation and validation tests of this new dynamo closure will refer to these schemes.

The plan of the paper is the following. In Sect. 2 we discuss the mean-field closure for the induction equation, and present our covariant GR extension. Sect 3 is devoted to its representation in the 3 + 1 formalism, necessary for numerical modeling, whereas in Sect. 4 we discuss its actual implementation within the X-ECHO code for GRMHD. In Sect. 5 we present a set of simple standard tests done both in the so called *kinematic* and in the fully dynamic regime, and compare them with previously published results and with analytic and semi-analytic solutions. Finally we present our conclusion in Sect. 6.

In the following we assume a signature $- , + , + , +$ for the space-time metric and we use Greek letters μ, ν, λ, \dots

(running from 0 to 3) for 4D space-time tensor components, while Latin letters i, j, k, \dots (running from 1 to 3) will be employed for 3D spatial tensor components, and spatial vectors will be often written using bold face characters. Moreover, we set $c = G = M_\odot = 1$ and all $\sqrt{4\pi}$ factors will be absorbed in the definition of the electromagnetic fields.

2 THE COVARIANT OHM'S LAW AND ITS MEAN-FIELD DYNAMO CLOSURE

Let us now briefly discuss the main idea behind the mean-field dynamo theory (Krause & Raedler 1980). Ohm's law for resistive (classical) MHD reads

$$\mathbf{E} + \mathbf{v} \times \mathbf{B} = \eta \mathbf{J}; \quad \mathbf{J} = \nabla \times \mathbf{B}, \quad (1)$$

where, \mathbf{E} , \mathbf{B} , \mathbf{v} , \mathbf{J} are the electric field, the magnetic field, the velocity and the current respectively, and η is the resistivity or coefficient of (isotropic) magnetic diffusivity. If now one separates the quantities into their large-scale mean values $\bar{\mathbf{E}}$, $\bar{\mathbf{v}}$, $\bar{\mathbf{B}}$, and small-scale fluctuating parts $\delta\mathbf{E}$, $\delta\mathbf{v}$, $\delta\mathbf{B}$, a new electromotive force due to turbulent motion appears in Ohm's law

$$\bar{\mathbf{E}} + \bar{\mathbf{v}} \times \bar{\mathbf{B}} = -\overline{\delta\mathbf{v} \times \delta\mathbf{B}} + \eta \bar{\mathbf{J}}; \quad \bar{\mathbf{J}} = \nabla \times \bar{\mathbf{B}}. \quad (2)$$

In general the small-scale fluctuating quantities are correlated and thus their product has a non-vanishing mean. The key assumption is that this mean can be written as a function of the mean quantities and their derivatives, and in the simplest case that it is linear in the value of both the mean magnetic field and its curl. Namely, it is often assumed that

$$\overline{\delta\mathbf{v} \times \delta\mathbf{B}} = \alpha \bar{\mathbf{B}} - \beta \nabla \times \bar{\mathbf{B}} \quad (3)$$

where the two scalar coefficients are both proportional to the local turbulent correlation time τ_c . In particular

$$\alpha = -\frac{1}{3}\tau_c \overline{\delta\mathbf{v} \times (\nabla \times \delta\mathbf{v})}; \quad \beta = \frac{1}{3}\tau_c \overline{\delta\mathbf{v}^2}, \quad (4)$$

where the α -term is proportional to the kinetic helicity and the β -term is related to a random walk for fluid elements. For a deeper insight on the properties of turbulence and a more exhaustive derivation of the α and β terms the reader is referred, for instance, to Kulsrud (2005). Inclusion of magnetic helicity in the definition of α and a different mean-field dynamo closure allowing for a dynamical definition of the electromotive force due to small-scale turbulent fluctuations may be found in Blackman & Field (2002).

Dropping the bars and referring from now on to just large-scale averaged quantities, the classical form for the dynamo closure is then

$$\mathbf{E} + \mathbf{v} \times \mathbf{B} = -\alpha \mathbf{B} + (\beta + \eta) \mathbf{J}. \quad (5)$$

Notice that in general both α and β will be tensors, however we will focus here on the isotropic case where they can be dealt with as scalars. Their values might depend on fluid quantities like density, temperature, or magnetic field strength. Moreover, even the specific physical problem at hand could have an influence, as the resulting asymptotic turbulent state may be strongly affected by the assumed initial conditions. When these coefficients can be treated as constants, the induction equation for classical MHD becomes

$$\partial_t \mathbf{B} = \nabla \times (\mathbf{v} \times \mathbf{B}) + \alpha \nabla \times \mathbf{B} + (\beta + \eta) \nabla^2 \mathbf{B}, \quad (6)$$

and it is now apparent that the presence of the α -term may introduce exponentially growing modes that are known as mean-field dynamo waves, whereas the β -term acts as a sort of *turbulent diffusivity* or *turbulent resistivity*, which is often dominant over the kinetic one (in the fast dynamo case). The β -term can be interpreted as due to turbulent mixing: the convection cells mix up magnetic field lines of different polarities on small scales, and thus reduce the mean field, which is equal to the field averaged over larger scales. In the kinematic regime, α , β (and η) are input parameters, as well as \mathbf{v} , and only the above equation needs to be solved.

Let us finally summarize mean-field dynamo treatment within classical MHD by rewriting the classical Ohm's law above as

$$\mathbf{E}' = \xi \mathbf{B} + \eta \mathbf{J}. \quad (7)$$

that is by replacing $\mathbf{E} + \mathbf{v} \times \mathbf{B} \rightarrow \mathbf{E}'$, the electric field in the frame comoving with the fluid, $-\alpha \rightarrow \xi$ (to avoid conflict with the lapse function in the 3+1 standard notation, to be introduced in next section), and $\beta + \eta \rightarrow \eta$, combining magnetic and turbulent diffusivity in a single coefficient. In the remainder of this paragraph we will propose a fully covariant generalization of Eq. 7, which is novel in the literature, to our knowledge.

The covariant Maxwell's equations are written in terms of the Faraday (antisymmetric) tensor $F^{\mu\nu}$ and its dual $F^{*\mu\nu} = \frac{1}{2}\epsilon^{\mu\nu\lambda\kappa}F_{\lambda\kappa}$, where $\epsilon^{\mu\nu\lambda\kappa}$ is the spacetime Levi-Civita pseudo-tensor (here we use the convention $(-g)^{1/2}\epsilon^{0123} = -(-g)^{-1/2}\epsilon_{0123} = 1$), as

$$\nabla_\mu F^{*\mu\nu} = 0, \quad \nabla_\mu F^{\mu\nu} = -I^\nu, \quad (8)$$

where I^μ is the 4-current. The above quantities may be decomposed in the reference frame comoving with the fluid 4-velocity u^μ as

$$F^{\mu\nu} = u^\mu e^\nu - e^\mu u^\nu + \epsilon^{\mu\nu\lambda\kappa} b_\lambda u_\kappa, \quad (9)$$

$$F^{*\mu\nu} = u^\mu b^\nu - b^\mu u^\nu - \epsilon^{\mu\nu\lambda\kappa} e_\lambda u_\kappa, \quad (10)$$

and

$$I^\mu = q_0 u^\mu + j^\mu, \quad (11)$$

where $e^\mu = F^{\mu\nu}u_\nu$, $b^\mu = F^{*\mu\nu}u_\nu$, $q_0 = -I^\mu u_\mu$, and j^μ are, respectively, the electric field, magnetic field, charge density, and (conduction) current measured in such frame ($e^\mu u_\mu = b^\mu u_\mu = j^\mu u_\mu = 0$).

Ohm's law for (isotropic) resistive GRMHD is usually written as a linear relation between the comoving electric field and current (Lichnerowicz 1967; Anile 1989)

$$e^\mu = \eta j^\mu, \quad (12)$$

and the ideal GRMHD relation of a vanishing comoving electric field $e^\mu = 0$ is recovered by letting $\eta = 0$ (an ideal plasma with infinite conductivity), which was the closure employed in Del Zanna et al. (2007) and Bucciantini & Del Zanna (2011). The straightforward extension to include a mean-field α -dynamo effect appears to be

$$e^\mu = \xi b^\mu + \eta j^\mu, \quad (13)$$

where a new term proportional to the comoving mean magnetic field b^μ now appears and again only the isotropic case has been considered. Both the coefficients ξ and η serve as a

sort of sub-grid modeling of the turbulent motions, and turbulent diffusivity is supposed to be in general higher than its kinetic value, as in the classical case. Eq. 13 is thus our proposed fully covariant generalization of Eq. 7, to which it correctly reduces in the comoving frame where $\mathbf{v} = 0$ (see next section).

We want to stress here that, as in the standard mean-field dynamo theory, there is a large degree of freedom in the choice of the closure relations. It can even be debated if a closure in terms of mean quantities and their derivative can be found at all. The quest for an appropriate closure is only apparently more complex in general relativity, due to the requirement of general covariance, but practically this seems to support the validity of our simple expression in Eq. 13. However, we want to stress once again that this can be so straightforward only when the isotropic case is assumed, as done in this work for simplicity. Anisotropic resistive MHD in a Minkowskian spacetime was considered by Zanotti & Dumbser (2011). On the other hand, our scalar parameters ξ and η may be both function of all the other (macroscopic) quantities, and thus evolve dynamically in time with them. For simplicity, however, even if the scheme is built to take into account this most general case, numerical tests will be presented only for constant ξ and η .

3 THE DYNAMO CLOSURE IN 3 + 1 GRMHD

In the 3 + 1 formalism the line element is usually given as

$$ds^2 = -\alpha^2 dt^2 + \gamma_{ij}(dx^i + \beta^i dt)(dx^j + \beta^j dt), \quad (14)$$

where α the *lapse* function, β^i the spatial *shift vector*, both arbitrary due to gauge invariance in the choice of coordinates, and γ_{ij} is the spatial 3-metric, with determinant γ ($-g = \alpha^2 \gamma$). In this metric the unit vector of the Eulerian observer's 4-velocity is

$$n_\mu = (-\alpha, 0), \quad n^\mu = (1/\alpha, -\beta^i/\alpha), \quad (15)$$

and projection onto the spatial hyper-surfaces normal to n^μ is achieved via the 3-metric

$$\gamma_{\mu\nu} = g_{\mu\nu} + n_\mu n_\nu. \quad (16)$$

Spatial projection for a generic vector V^μ (or tensor) is then $\perp V^\mu = \gamma^\mu_\nu V^\nu = V^\mu + (V^\nu n_\nu) n^\mu$, and for a spatial vector $\perp V^\mu \equiv V^\mu$. Such a spatial vector must have a vanishing contravariant temporal component, since $V^\mu n_\mu = 0$.

If we now decompose the electromagnetic quantities within the 3 + 1 Eulerian framework, in analogy with the previous relation we write

$$F^{\mu\nu} = n^\mu E^\nu - E^\mu n^\nu + \epsilon^{\mu\nu\lambda\kappa} B_\lambda n_\kappa, \quad (17)$$

$$F^{*\mu\nu} = n^\mu B^\nu - B^\mu n^\nu - \epsilon^{\mu\nu\lambda\kappa} E_\lambda n_\kappa, \quad (18)$$

and

$$I^\mu = qn^\mu + J^\mu, \quad (19)$$

where $E^\mu = F^{\mu\nu} n_\nu$, $B^\mu = F^{*\mu\nu} n_\nu$, q , J^μ are, respectively, the electric field, magnetic field, charge density, and (conduction) current measured in such frame ($E^\mu n_\mu = B^\mu n_\mu = J^\mu n_\mu = 0$). The Maxwell's equations take the usual form,

plus some extra terms due to 3 + 1 GR metric

$$\gamma^{-1/2} \partial_t (\gamma^{1/2} \mathbf{E}) - \nabla \times (\alpha \mathbf{B} - \boldsymbol{\beta} \times \mathbf{E}) = -(\alpha \mathbf{J} - q \boldsymbol{\beta}), \quad (20)$$

$$\gamma^{-1/2} \partial_t (\gamma^{1/2} \mathbf{B}) + \nabla \times (\alpha \mathbf{E} + \boldsymbol{\beta} \times \mathbf{B}) = 0, \quad (21)$$

$$\nabla \cdot \mathbf{E} = q, \quad (22)$$

$$\nabla \cdot \mathbf{B} = 0, \quad (23)$$

and we do not repeat here the momentum-energy conservation equation, the continuity equation for the mass density (an equivalent one holds for the electric charge density q), and Einstein's field equations in the 3 + 1 formalism. Compared to ideal GRMHD, where the electric field is a derived quantity, we must now also consider the evolution and constraint equations for \mathbf{E} , where the sources q and \mathbf{J} appear.

Let us see now how to treat the various forms of the generalized Ohm's law. It is first convenient to decompose the quantities related to the frame comoving with the fluid within the 3 + 1 Eulerian split of time and space, namely

$$u^\mu = \Gamma n^\mu + \Gamma v^\mu, \quad (24)$$

$$e^\mu = \Gamma(\mathbf{E} \cdot \mathbf{v}) n^\mu + \Gamma(E^\mu + \epsilon^{\mu\nu\lambda} v_\nu B_\lambda), \quad (25)$$

$$b^\mu = \Gamma(\mathbf{B} \cdot \mathbf{v}) n^\mu + \Gamma(B^\mu - \epsilon^{\mu\nu\lambda} v_\nu E_\lambda), \quad (26)$$

$$j^\mu = (q - q_0 \Gamma) n^\mu + J^\mu - q_0 \Gamma v^\mu, \quad (27)$$

where $\Gamma = (1 - v^2)^{-1/2}$ is the Lorentz factor of the fluid flow, $q_0 = \Gamma(q - \mathbf{J} \cdot \mathbf{v})$, and $\epsilon^{\mu\nu\lambda} = \epsilon^{\mu\nu\lambda\kappa} n_\kappa$ is the spatial Levi-Civita pseudo-tensor, for which $\gamma^{1/2} \epsilon^{123} = 1$. We now have three possibilities:

(i) **Ideal GRMHD** ($e^\mu = 0$):

The spatial projection readily provides the usual ideal MHD assumption

$$\mathbf{E} + \mathbf{v} \times \mathbf{B} = 0, \quad (28)$$

exactly as in the classical limit.

(ii) **Resistive GRMHD** ($e^\mu = \eta j^\mu$):

The time projection leads to $\Gamma(\mathbf{E} \cdot \mathbf{v}) = \eta(q - q_0 \Gamma)$, which may be used to express q_0 in the spatial component. The result is

$$\Gamma[\mathbf{E} + \mathbf{v} \times \mathbf{B} - (\mathbf{E} \cdot \mathbf{v}) \mathbf{v}] = \eta(\mathbf{J} - q \mathbf{v}), \quad (29)$$

as already found in previous treatments within *special* relativistic resistive MHD (Komissarov 2007; Palenzuela et al. 2009; Dumbser & Zanotti 2009), thus here we extend its validity to 3 + 1 GRMHD. When $\eta = 0$ we reduce to the previous ideal MHD case, while for $|\mathbf{v}| \ll 1$, $|\mathbf{E}| \sim |\mathbf{v}| |\mathbf{B}|$ we recover the classical limit of Eq. 1.

(iii) **Resistive GRMHD + dynamo** ($e^\mu = \xi b^\mu + \eta j^\mu$):

The time projection is now

$$\Gamma(\mathbf{E} \cdot \mathbf{v}) = \eta(q - q_0 \Gamma) + \xi \Gamma(\mathbf{B} \cdot \mathbf{v}), \quad (30)$$

which again may be used to express q_0 in the spatial component. Now the result is

$$\Gamma[\mathbf{E} + \mathbf{v} \times \mathbf{B} - (\mathbf{E} \cdot \mathbf{v}) \mathbf{v}] = \eta(\mathbf{J} - q \mathbf{v}) + \xi \Gamma[\mathbf{B} - \mathbf{v} \times \mathbf{E} - (\mathbf{B} \cdot \mathbf{v}) \mathbf{v}], \quad (31)$$

which is a novel closure to our knowledge, reducing to the case of resistive GRMHD when $\xi = 0$ and to the classical case of Eq. 7 for small velocities.

It is interesting to note that in all cases the presence of a curved or even evolving GR metric is not apparent in

Maxwell's equations, since α or β^i terms do not appear explicitly, whereas γ_{ij} is just needed to work out scalar and cross products between (spatial) vectors.

While in resistive schemes for classical MHD [see e.g. Landi et al. (2008)] q and \mathbf{E} do not play a role and the system is closed simply by taking $\mathbf{J} = \nabla \times \mathbf{B}$ in Ampere's law, the presence of Maxwell's displacement current in the relativistic case forces one to use Eq. 20 to evolve the electric field in time. Only in ideal GRMHD is it still possible to neglect the Maxwell equations for the electric field, since \mathbf{E} is provided from the ideal Ohm's law Eq. 28. In the other cases the two equations for \mathbf{E} must be evolved or preserved in time, and we need to face the problem of dealing with the unknown sources q and \mathbf{J} . In the proposed scheme we use Ohm's law to provide an expression for the spatial current density \mathbf{J} , while the constraint on q is enforced by using the Gauss theorem in Eq. 22. Notice that here we do not evolve the charge density via the corresponding continuity equation (charge conservation law), since we choose to impose directly $q = \nabla \cdot \mathbf{E}$.

In the most general case, including mean-field dynamo effects, the result is

$$\begin{aligned} & \gamma^{-1/2} \partial_t (\gamma^{1/2} \mathbf{E}) - \nabla \times (\alpha \mathbf{B} - \beta \times \mathbf{E}) + (\alpha \mathbf{v} - \beta) q = \\ & - \alpha \Gamma [\mathbf{E} + \mathbf{v} \times \mathbf{B} - (\mathbf{E} \cdot \mathbf{v}) \mathbf{v}] / \eta \\ & + \xi \alpha \Gamma [\mathbf{B} - \mathbf{v} \times \mathbf{E} - (\mathbf{B} \cdot \mathbf{v}) \mathbf{v}] / \eta. \end{aligned} \quad (32)$$

When $\eta = 0$ we can neglect the time evolution term and the rest of the left hand side, therefore time integration of the electric field is not required; when also $\xi = 0$ we recover the ideal Ohm's law condition $\mathbf{E} = -\mathbf{v} \times \mathbf{B}$, as expected. When $\eta > 0$ problems arise because Eq. 32 is usually *stiff*, especially for low values of the resistivity, since the source terms on the right are larger than the time marching term by a large factor $1/\eta$, and some sort of *implicit* numerical scheme must be employed for time integration. Note that in this respect the presence of an dynamo α -term adds no further complexity to the numerical algorithm, and its implementation within an existing resistive code is expected to be straightforward.

4 IMPLEMENTATION IN THE ECHO CODE

Let us discuss here how the closure relation Eq. 32 can be solved in a numerical scheme for 3 + 1 GRMHD taking as a reference the ECHO (Del Zanna et al. 2007) and X-ECHO (Bucciantini & Del Zanna 2011) codes developed in the ideal regime. Here we propose a very simple method to integrate the equation implicitly. Considering a first order discretization of the time derivative, one can write an expression for the electric field at the end of a timestep Δt as a function of other quantities, both at the end (superscript (1)) and at the beginning (superscript (0)) of the implicit procedure.

Introducing the spatial components instead of the vectorial notation we have

$$\begin{aligned} E^{i(1)} &= \gamma^{(1)-1/2} \gamma^{(0)1/2} Q^{i(0)} - \\ & [\Gamma^{(1)} E^{i(1)} + \epsilon^{ijk} \tilde{v}_j^{(1)} B_k^{(1)} - (E^{k(1)} \tilde{v}_k^{(1)}) \tilde{v}^{i(1)} / \Gamma^{(1)}] / \tilde{\eta} + \\ & \xi [\Gamma^{(1)} B^{i(1)} - \epsilon^{ijk} \tilde{v}_j^{(1)} E_k^{(1)} - (B^{k(1)} \tilde{v}_k^{(1)}) \tilde{v}^{i(1)} / \Gamma^{(1)}] / \tilde{\eta} \end{aligned} \quad (33)$$

where rigorously $\tilde{\eta} = \tilde{\eta}^{(1)}$ and $\xi = \xi^{(1)}$, since the two coefficients might be in principle function of other variables like

temperature, density or magnetic field. The other assumptions are

$$\begin{aligned} \tilde{v}^i &= \Gamma v^i, \quad \tilde{v}_i = \Gamma v_i, \quad \Gamma^2 = 1 + \tilde{v}_i \tilde{v}^i, \\ Q^i &= E^i + \Delta t [-(\alpha v^i - \beta^i) q + \epsilon^{ijk} \partial_j (\alpha B_k - \epsilon_{klm} \beta^l E^m)], \\ q &= \gamma^{-1/2} \partial_k (\gamma^{1/2} E^k), \\ 1/\tilde{\eta} &= \Delta t \alpha / \eta. \end{aligned} \quad (34)$$

If we now solve for E^i , after some lengthy algebra we find

$$\begin{aligned} E^i [\Gamma + \tilde{\eta} + \xi^2 (\Gamma^2 - 1) / (\Gamma + \tilde{\eta})] &= \\ - \epsilon^{ijk} \tilde{v}_j B_k + \tilde{\eta} [Q^i + (Q^k \tilde{v}_k) \tilde{v}^i] / (1 + \tilde{\eta} \Gamma) & \\ + \xi [\Gamma B^i - \tilde{\eta} (B^k \tilde{v}_k) \tilde{v}^i] / (1 + \tilde{\eta} \Gamma) & \\ - \xi [(\Gamma^2 - 1) B^i - (\tilde{v}^k B_k) \tilde{v}^i + \tilde{\eta} \epsilon^{ijk} \tilde{v}_j Q_k] / (\Gamma + \tilde{\eta}) & \\ + \xi^2 [\Gamma \epsilon^{ijk} \tilde{v}_j B_k] / (\Gamma + \tilde{\eta}) & \\ + \xi^2 [\tilde{\eta} \Gamma (Q^k \tilde{v}_k) + \xi (B^k \tilde{v}_k)] \tilde{v}^i / [(1 + \tilde{\eta} \Gamma) (\Gamma + \tilde{\eta})], \end{aligned} \quad (35)$$

where for simplicity we have let $\gamma^{(1)-1/2} \gamma^{(0)1/2} Q^{i(0)} \rightarrow Q^i$ and dropped all superscripts. When $\xi = 0$, that is in the purely resistive GRMHD case, many terms cancel out and we are left with the simple relation

$$E^i (\Gamma + \tilde{\eta}) = -\epsilon^{ijk} \tilde{v}_j B_k + \tilde{\eta} [Q^i + (Q^k \tilde{v}_k) \tilde{v}^i] / (1 + \tilde{\eta} \Gamma), \quad (36)$$

which automatically includes the limit for an ideal plasma $E^i = -\epsilon^{ijk} v_j B_k$ when $\eta = 0$.

4.1 Primitive variables

Eq. 35 provides the electric field at the end of a timestep as a function of other primitive variables like the velocity and the magnetic field. However numerical schemes for GRMHD usually evolve conserved variables like momentum and energy, and primitive variables are not immediately available at the end of a timestep, but must be derived by inverting a set of non-linear equations. This implies that Eq. 35 must be solved simultaneously with the inversion from conserved variables to primitive. In analogy to Palenzuela et al. (2009), the derivation of the primitive variables and the electric field is done along the following lines:

- Given the conserved variables at the end of a timestep, a guess for the pressure p^* is chosen, using the value at the previous timestep.

- With this value p^* of the pressure kept fixed, a guess for the v^{i*} is chosen, again using the values at the previous timestep.

- E^i components are derived according to Eq. 35. This step is performed only when the solution of an implicit equation is required. In general the Q^i contain all of the explicit terms (see the following subsection on time-stepping). Eq. 34 provides the value of Q^i in the simple case for a first order implicit solver.

- The momentum equations are inverted keeping fixed the value p^* , by means of a Newton-Raphson scheme, where the Jacobian is computed numerically, to provide a new guess v^{i*} for the v^i components. A new electric field is derived and this loop is iterated until convergence.

- The energy equation is finally inverted by means of a Newton-Raphson scheme using the values of the velocity v^{i*}

and electric field obtained in the inner cycle, to provide a new guess p^* for the pressure. Again the derivative required for the Newton-Raphson scheme is computed numerically, allowing for a general EoS.

- The overall cycle over the pressure p is repeated until convergence.

This approach has the advantage to allow the use of a general equation of state, hence it is not limited to the ideal gas or polytropic EoS, and in principle can be generalized to other closure relations for Ohm's law. We opted for numerical Jacobians, as opposed to approximations to the true analytical ones (Palenzuela et al. 2009), which might be extremely complex to derive and expensive to compute.

The above implementation is straightforward in the Cowling approximation, where the metric terms are fixed in time, but it can be easily extended also to a dynamical space-time by using for example the XCFC approach as used in X-ECHO (Cordero-Carrion et al. 2009; Bucciantini & Del Zanna 2011), given that the equation for the evolution of the metric terms are decoupled from the inversion from conserved to primitive variables. The only problem is actually the treatment of the lapse function, appearing in the definition of $\tilde{\eta}$. While in XCFC the conformal factor and the determinant of the three-metric γ can be easily computed from the conserved quantities, the lapse α requires the previous knowledge of the primitive variables, including the electric field. This implies that one should in principle solve simultaneously for α and the primitive variables. Given that in general the lapse is a slowly and smoothly varying function of time, we prefer to use for simplicity $\alpha^{(0)}$ in $\tilde{\eta}$, and we expect this choice to introduce only minor errors.

4.2 Time stepping and constrained transport

The scope of this work is to present and verify the implementation of a dynamo closure in a numerical scheme for 3+1 GRMHD. Our code allows the use of two distinct time-stepping approaches: a simple 1st-2nd splitting of the temporal evolution, between the implicit and the explicit part, and a more rigorous 2nd order IMEX Scheme (Pareschi & Russo 2005; Palenzuela et al. 2009). Let us describe here both of them with reference to a typical system of stiff and non-stiff equations, for the conserved variables \mathbf{U}, \mathbf{W} :

$$\begin{aligned}\partial_t \mathbf{U} &= \mathbf{F}(\mathbf{U}, \mathbf{W}), \\ \partial_t \mathbf{W} &= \mathbf{G}(\mathbf{U}, \mathbf{W}) + \frac{1}{\eta} \mathbf{R}(\mathbf{U}, \mathbf{W}).\end{aligned}\quad (37)$$

In the simple 1st-2nd scheme, the explicit part is solved using a modified Eulerian scheme which is second order in time, while a simple first-order scheme is used to solve the implicit one.

$$\begin{aligned}\mathbf{U}^{(1)} &= \mathbf{U}^n + \Delta t \mathbf{F}(\mathbf{U}^n, \mathbf{W}^n)/2, \\ \mathbf{W}^{(1)} &= \mathbf{W}^n + \Delta t \mathbf{G}(\mathbf{U}^n, \mathbf{W}^n)/2 + \frac{\Delta t}{2\eta} \mathbf{R}(\mathbf{U}^{(1)}, \mathbf{W}^{(1)}), \\ \mathbf{U}^{n+1} &= \mathbf{U}^n + \Delta t \mathbf{F}(\mathbf{U}^{(1)}, \mathbf{W}^{(1)}) \\ \mathbf{W}^{n+1} &= \mathbf{W}^n + \Delta t \mathbf{G}(\mathbf{U}^{(1)}, \mathbf{W}^{(1)}) + \frac{\Delta t}{\eta} \mathbf{R}(\mathbf{U}^{n+1}, \mathbf{W}^{n+1}),\end{aligned}\quad (38)$$

where the implicit step acts only on the electric field \mathbf{E} ,

it is performed during the inversion from conserved to primitive variables (see above), according to the solution provided in the previous section.

This simple scheme has the advantage of being easily implementable, requiring only a modification in the definition of the electric field, within the algorithm that derives the primitive from the conserved variables. Moreover the algorithm is well behaved in the case $\eta = 0$ [it reduces to solving $\mathbf{R}(\mathbf{U}, \mathbf{W}) = 0$], and thus it can handle also the Ideal MHD regime.

The second order IMEX that we have implemented is the following:

$$\begin{aligned}\mathbf{U}^{(1)} &= \mathbf{U}^n, \\ \mathbf{W}^{(1)} &= \mathbf{W}^n + \frac{\Delta t \mu}{\eta} \mathbf{R}(\mathbf{U}^{(1)}, \mathbf{W}^{(1)}), \\ \mathbf{U}^{(2)} &= \mathbf{U}^n + \Delta t \mathbf{F}(\mathbf{U}^{(1)}, \mathbf{W}^{(1)}), \\ \mathbf{W}^{(2)} &= \mathbf{W}^n + \Delta t \mathbf{G}(\mathbf{U}^{(1)}, \mathbf{W}^{(1)}) + \\ &\quad + \frac{\Delta t}{\eta} [(1 - 2\mu) \mathbf{R}(\mathbf{U}^{(1)}, \mathbf{W}^{(1)}) + \mu \mathbf{R}(\mathbf{U}^{(2)}, \mathbf{W}^{(2)})], \\ \mathbf{U}^{n+1} &= \mathbf{U}^n + \frac{\Delta t}{2} [\mathbf{F}(\mathbf{U}^{(1)}, \mathbf{W}^{(1)}) + \mathbf{F}(\mathbf{U}^{(2)}, \mathbf{W}^{(2)})], \\ \mathbf{W}^{n+1} &= \mathbf{W}^n + \frac{\Delta t}{2} [\mathbf{G}(\mathbf{U}^{(1)}, \mathbf{W}^{(1)}) + \mathbf{G}(\mathbf{U}^{(2)}, \mathbf{W}^{(2)})] + \\ &\quad + \frac{\Delta t}{2\eta} [\mathbf{R}(\mathbf{U}^{(1)}, \mathbf{W}^{(1)}) + \mathbf{R}(\mathbf{U}^{(2)}, \mathbf{W}^{(2)})],\end{aligned}\quad (39)$$

where $\mu = 1 - 1/\sqrt{2}$.

Again the implicit step acts only on the electric field \mathbf{E} , it is performed during the inversion from conserved to primitive variables. Note however that now the Q^i are no more given simply by Eq. 34.

However, in comparison with the previous 1st-2nd scheme, this IMEX scheme requires 3 different steps instead of 2, the steps do not have the same functional form, and, because of the last step, it is not well behaved in the case $\eta = 0$, and so it cannot be used for Ideal MHD problems.

All the test that we present in the following have been repeated both with out 1st-2nd scheme and with the IMEX scheme. As we will discuss, depending on the problem or the desired accuracy, our proposed 1st-2nd scheme might offer an easy alternative to more sophisticated IMEX implementations.

The value of the timestep Δt is chosen in accordance to the CFL condition, with typical Courant numbers ranging from 0.1 to 0.5 (smaller values have been adopted in high resistivity runs to avoid large truncation errors in the solution of the implicit part, due to the smaller diffusive timescale).

As far as the electromagnetic constraints of Eqs. 22-23 are concerned, all previously developed schemes for (special) relativistic resistive MHD (Komissarov 2007; Palenzuela et al. 2009; Dumbser & Zanotti 2009) adopt a *divergence-cleaning* approach (Munz et al. 2000; Dedner et al. 2002), where an augmented system of equations is introduced (including the charge conservation law), and where the solenoidal constraint on the magnetic field and Gauss's theorem are not enforced but preserved by damping and propagating away any violation arising from numerical truncation errors. Here instead we choose to use a *fully constrained* scheme, where the charge q appearing in the equation for

\mathbf{E} is taken directly from Eq. 22 while the divergence-free condition on \mathbf{B} is treated with staggered grids via the *Upwind Constrained Transport* method (Londrillo & Del Zanna 2000; Londrillo & del Zanna 2004; Del Zanna, Bucciantini & Londrillo 2003a). A benefit of this fully constrained approach is that, neglecting dynamo effects ($\xi = 0$) in the purely resistive case, it is possible to recover the ideal MHD expression simply by setting $\eta = 0$ (see Eq. 35), while all previous schemes recover the ideal regime only as a limit for low resistivity $\eta \rightarrow 0$. However this also depends on the time-stepping algorithm, as we have discussed previously.

To conclude this section, note that in the resistive case the maximum wave speed is not limited by the fast magnetosonic mode and may approach the speed of light independently of the value of the magnetic field. The Riemann problem at cell interfaces is thus solved for simplicity using the maximally diffusive (global) Lax-Friedrichs scheme, where the fastest characteristic speed is set to be equal to the speed of light. The use of such a scheme, as opposed to more accurate Riemann solvers like the HLL or HLLD, might lead to less satisfactory results in the ideal MHD limit, where sharp discontinuities are allowed to arise. In the resistive case, where smooth profiles are expected, the use of more diffusive algorithms is less problematic, especially in conjunction with high-order reconstruction algorithms, a distinguishing feature of our ECHO scheme. Again, we leave the implementation of more accurate Riemann solvers as a future upgrade.

5 TEST PROBLEMS

In the following we present a set of standard tests. The first three are done in the purely resistive regime, for comparison with results previously presented in the literature. Then there are three dynamo problems in the so-called kinematic regime, and finally a fully dynamical problem. All but the last of these tests are done in a flat, stationary metric, since they are aimed at evaluating the implementation of the resistive/dynamo closure, and for a more straightforward comparison with previous results, and with analytical solutions.

5.1 Resistive tests

We present here a set of three resistive tests ($\xi = 0$) in a stationary Cartesian grid (Minkowskian spacetime), to be compared with both analytical and previously published results. In the following we use a third-order CENO spatial reconstruction with MC limiter, and both our 1st-order implicit / 2nd-order explicit temporal evolution scheme, and the 2nd order IMEX scheme. A maximally diffusive global Lax-Friedrichs Riemann solver (LF) is employed for upwinding.

5.1.1 Self-similar current sheet

This problem was first proposed by Komissarov (2007), and it has been presented also by Palenzuela et al. (2009) and Dumbser & Zanotti (2009). It is a truly resistive problem, which allows for the analytical self-similar (in t/x^2) solution

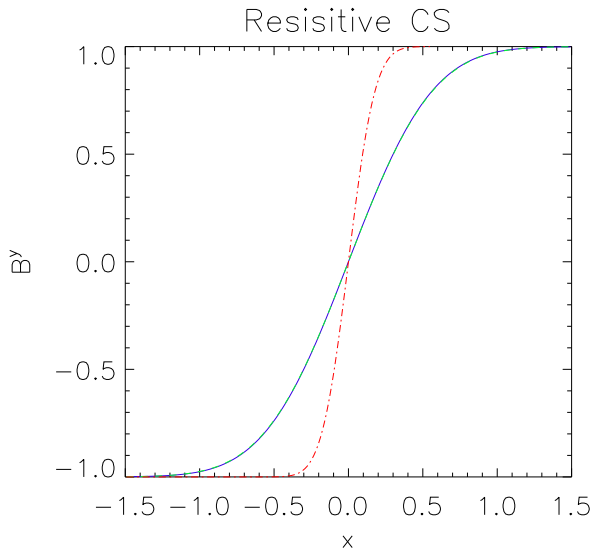


Figure 1. Evolution of the magnetic field in a self-similar current sheet, for $\eta = 0.01$. The red dot-dashed line is the initial condition at $t = 1$. The blue solid line is the numerical solution at $t = 10$, indistinguishable from the green dashed line representing the exact solution Eq. 40.

in the limit of infinite pressure:

$$B^y(x, t) = B_0 \operatorname{erf}\left(\frac{x}{2\sqrt{\eta t}}\right) \quad (40)$$

where erf is the error function.

Despite the evolution being almost purely resistive (in principle, in the limit of infinite pressure only the magnetic field evolves and only the induction equation needs to be solved), the problem is followed in the fully dynamical regime. The initial conditions at $t = 1$ are: $\rho = 1$, $p = 50$, $E^i = 0$, $v^i = 0$, $B^x = B^z = 0$, $B^y = B^y(x, 1)$, with $B_0 = 1$, and we have adopted an adiabatic coefficient $\gamma = 4/3$. Our computational domain extends in the range $x = [-1.5, 1.5]$, and is covered by a uniform grid with 200 cells. The problem is evolved to the final time $t = 10$. In Fig. 1 we compare our numerical results with Eq. 40, in the case $\eta = 0.01$. Errors and convergence estimates are presented in Sect. 5.3 together with a comparison between the 1st/2nd scheme and the IMEX scheme.

5.1.2 Resistive shock tube

This problem was proposed by Dumbser & Zanotti (2009), and differs from the one presented in Palenzuela et al. (2009), which is done in the *transverse* MHD regime. Shock tubes are excellent tests for monitoring the shock-capturing properties of a numerical scheme. The initial conditions are:

$$(\rho, p, v^x, v^y, v^z, B^x, B^y, B^z) = (1.08, 0.95, 0.4, 0.3, 0.2, 2.0, 0.3, 0.3) \text{ for } x < 0. \quad (41)$$

and

$$(\rho, p, v^x, v^y, v^z, B^x, B^y, B^z) = (1.0, 1.0, -0.45, -0.2, 0.2, 2.0, -0.7, 0.5) \text{ for } x > 0. \quad (42)$$

and the problem is followed to a final time $t = 0.55$. The initial electric field is set equal to the Ideal MHD value

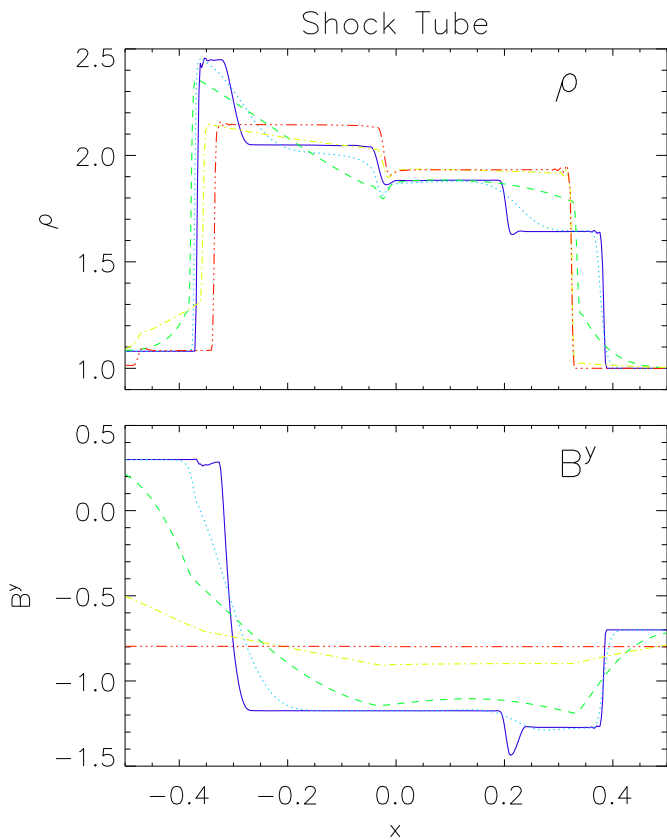


Figure 2. Resistive shock tube problem. The upper panel shows the density and the lower panel shows the y -component of the magnetic field at the final time $t = 0.55$. The blue solid line is the case $\eta = 0$, the dotted cyan line is the case $\eta = 0.01$, the green dashed line is for $\eta = 0.1$, the yellow dot-dashed line for $\eta = 1$, while the red dash-triple dotted line refers to $\eta = 1000$.

$E^i = -\epsilon^{ijk} B_j v_k$. The computational domain extends in the range $x = [-0.5, 0.5]$ and is covered by a uniform grid with 400 cells. The test was repeated with the following values for the resistivity: $\eta = 0, 0.01, 0.1, 1, 1000$, where the last value was chosen to be big enough such that the evolution practically corresponds to the zero conductivity case. The adiabatic coefficient is here $\gamma = 5/3$. Results are shown in Fig. 2.

5.1.3 Resistive rotor

This is a fully multidimensional problem. The relativistic Ideal-MHD version was first proposed by Del Zanna, Bucciantini & Londrillo (2003b), while the resistive version has been presented by Dumbser & Zanotti (2009).

A circular region with radius $r = 0.1$, uniform density $\rho = 10$, and rotating with a uniform angular velocity $\Omega = 8.5$ is located within a medium at rest, with a lower density $\rho = 1$. The pressure $p = 1$ and the magnetic field $(B^x, B^y, B^z) = (1, 0, 0)$ are uniform in the whole domain. The adiabatic coefficient is $\gamma = 4/3$ and the system is followed to a final time $t = 0.3$. The initial electric field is set equal to the ideal MHD value $E^i = -\epsilon^{ijk} B_j v_k$. The compu-

tational domain is $x = [-0.5, 0.5]$, $y = [-0.5, 0.5]$, with the rotating region located at the center, and is covered with a uniform grid of 400×400 cells. The problem is solved in the ideal MHD regime $\eta = 0$, in the quasi-ideal regime $\eta = 0.001$, and in the resistive regime $\eta = 0.1$, and the results are shown in Fig. 3. Comparison between the case $\eta = 0$ and $\eta = 0.001$ suggests that, at this resolution, the intrinsic resistivity of the scheme is smaller than $\eta = 0.001$. Moreover the case $\eta = 0$, when repeated with a HLL solver (not shown here) does not show any significant improvement with respect to the same case done with LF.

5.2 Dynamo tests

Here we present the tests done using the closure Eq. 13, leading to the full version in Eq. 32 of the evolution equation for \mathbf{E} . The first three are performed in the so-called kinematic regime, where only the induction equation is solved and only the electric and magnetic fields are allowed to change in time. Given the physical nature of mean-field dynamos, related to small-scale turbulence, the kinematic approximation is actually commonly adopted as a suitable approximation. In fact, the magnetic field generated by turbulent dynamo action is often well below equipartition, with respect to the internal energy density, and as such of negligible dynamical consequences. Moreover, kinematic dynamos often allow for simple analytical solutions, whereas the non-linear feedback on the flow can only be dealt with using numerical methods. As for the resistive cases, in all of the following we employ a third-order CENO spatial reconstruction with MC limiter, the maximally diffusive Lax-Friedrichs solver, and both the usual 1st-order implicit / 2nd-order explicit and IMEX time-stepping schemes.

5.2.1 1D steady dynamo

This is a very simple test describing the growth of magnetic field in a stationary medium. It is the dynamo equivalent of the resistive current sheet presented in section 5.1.1, because it admits an analytical solution (see Appendix A).

We perform a few runs with different resistivity $\eta = 0.05, 0.1, 0.25$, different values of the wave number k , while $\xi = 0.5$ is kept fixed. The computational domain is $x = [-\pi, \pi]$ is covered with 200 uniformly spaced zones, and the problem is followed to a final time $t = 100$. Our initial conditions are chosen to correspond to the growing eigenmodes of the problem (see Appendix A):

$$\begin{aligned} B^y &= 0.1 \sin(kx), \quad B^x = 0, \\ B^z &= -0.1 \cos(kx) \end{aligned} \quad (43)$$

Fig. 4 shows the evolution of the B^y component of the magnetic field, compared with the corresponding analytical expectations, for various values of η and k . It is interesting to note that in the case $\eta = 0.1$ and $k = 5$, the magnetic field is expected to remain unchanged, due to the opposite effects of resistivity and dynamo. Given the nature of the dynamo closure in Eq. 13, due to round-off and interpolation errors, the evolution of the fastest growing mode however dominates asymptotically. This is what is observed around $t = 60$: the field starts to grow exponentially, with a growth rate corresponding to the fastest growing mode. The exact

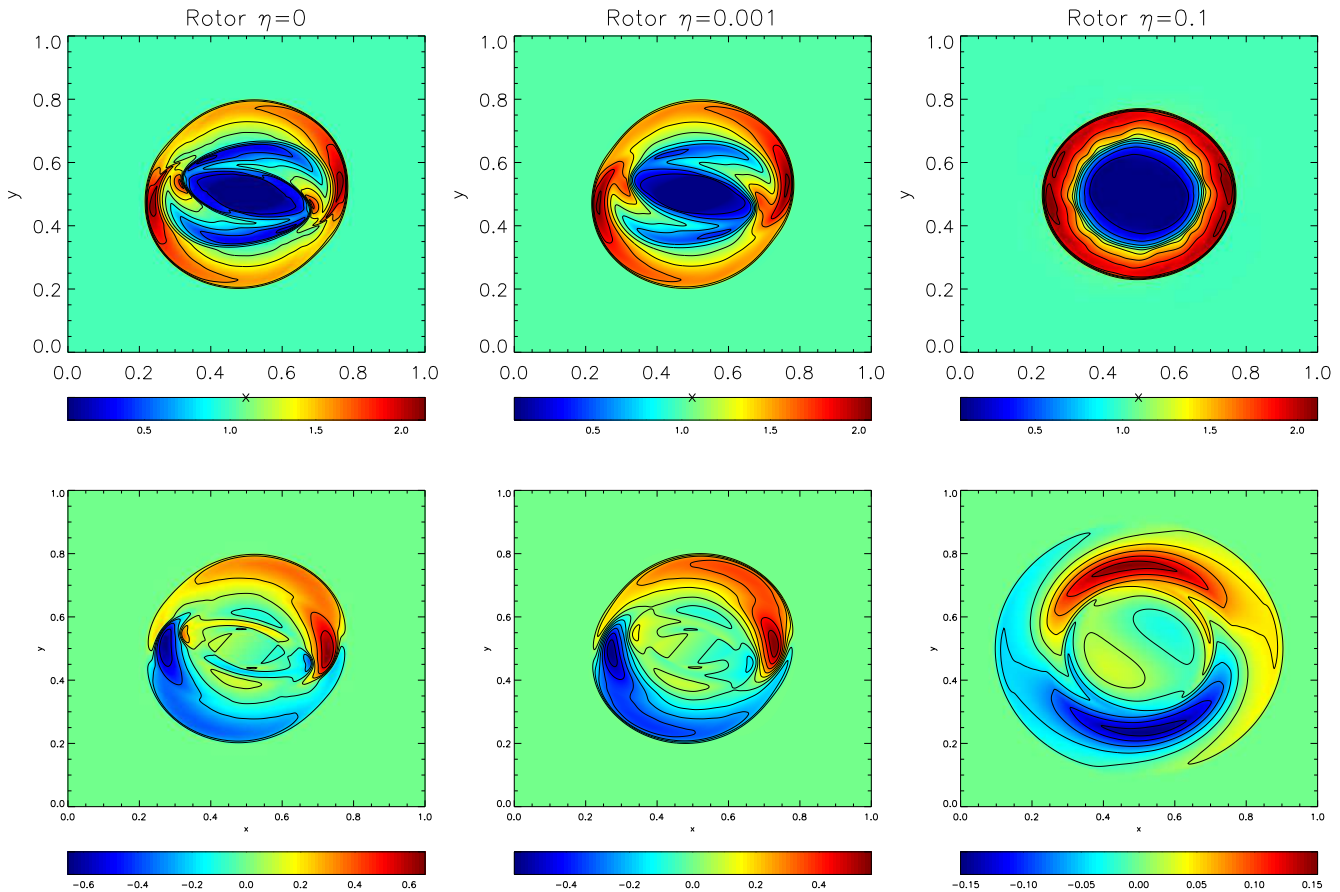


Figure 3. Relativistic rotor. The upper panels show the pressure, while the lower panels show the z -component of the electric field at the final time $t = 0.3$. Left column: the Ideal case $\eta = 0$. Central column: quasi-ideal case $\eta = 0.001$. Right column: resistive case $\eta = 0.1$.

time, when this transition happens, depends on roundoff and interpolation errors, and differs for the IMEX scheme.

In Fig. 5 this property of the dynamo solution is shown for $\eta = 0.05$: the initial solution with a wave number $k = 9$ evolves with a slow growth rate until the fastest growing mode, corresponding to $k = 5$, emerges at $t = 12$, to dominate the subsequent evolution. Note that, given the exponential nature of the solution, the transition is very sharp. Errors and convergence estimates are presented in Sect. 5.3 together with a comparison between the 1st/2nd scheme and the IMEX scheme.

5.2.2 Thin shear layer

In this section we present a two-dimensional shear dynamo problem in the so-called thin-layer approximation, where one of the dimension is assumed to be much smaller than the other, such that higher order variations of all quantities in that direction can be neglected. This is the relativistic equivalent of the 1D problem investigated by Arlt & Rüdiger (1999), where spatial variations of the dynamo coefficient and quenching were also included. It is immediately evident the difference between the non-relativistic and the relativistic case. In the former, one just need to add a shear term to the induction equation, proportional to the derivative of the shear velocity along the neglected dimension. However,

this is not possible within our relativistic formalism, where the modification due to the dynamo process does not appear in the induction equation, which for us retains the general form given by Maxwell's equations, but instead in the definition of the electric field via the closure of Eq. 13. For this reason, we adopt the thin-layer approach that allows one to recover the 1D results in the limit of a negligible thickness. This test is representative of typical conditions in accretion disks, in the limit where one models the differential rotation with a shear term in the radial direction and consider modes extending along the vertical direction.

The computational domain is $x = [-\pi, \pi]$, with periodic boundary conditions, and $z = [-\delta, \delta]$, with boundary conditions where all quantities are linearly extrapolated. The resistivity is set $\eta = 0.1$, while the dynamo term is $\xi = 0.2$. A shear velocity is imposed to be $v^y = 0.9z$. The problem is followed to a final time $t = 24$, corresponding to a dynamo wave period. In Appendix A the relativistic solution is derived, and we provide also the numerical results for the set of parameters of the present test. Our initial conditions are chosen to correspond to the expected growing eigenmode of the problem

$$B^y = 0.212 \cos(x - 0.662), \quad B^x = 0, \quad B^z = 0.1 \sin(x), \quad (44)$$

which corresponds to a growth rate $\omega = -0.238I + 0.261$.

The computational domain has 200 equally spaced zones in the x -direction. We have repeated the run vary-

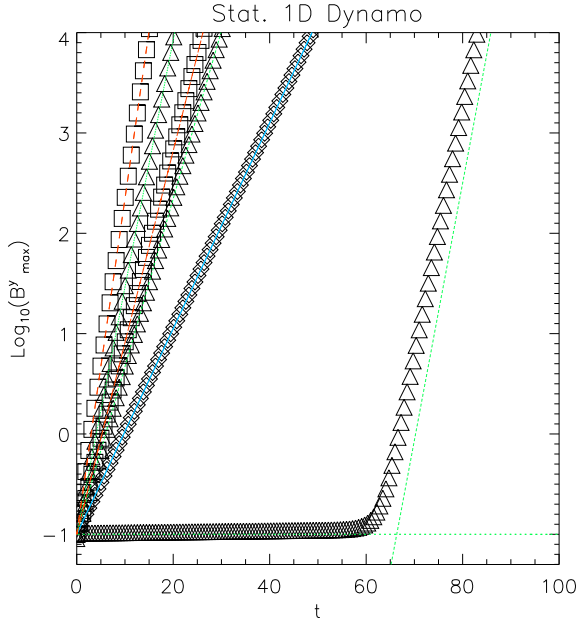


Figure 4. 1D steady dynamo. Triangles represent cases with $\eta = 0.1$ (and $k = 1, 2, 5$), squares cases with $\eta = 0.05$ ($k = 1, 2$), and diamonds with $\eta = 0.25$ ($k = 1$). Overplotted is the expected analytical solution with an exponential growth rate $I\omega$: the green dotted lines refers to cases with $\eta = 0.1$, corresponding to $I\omega = 0.385, 0.567, 0.59$; the red dashed lines to cases with $\eta = 0.05$, corresponding to $I\omega = 0.44, 0.77$; and the solid blue line to $\eta = 0.25$, corresponding to $I\omega = 0.236$.

ing δ between 0.05 and 0.2, and the number of cells in the z -direction between 5 and 11, and found no appreciable difference in the results. In Fig. 6 we show the evolution and compare the numerical results with the analytical expectations. Both the drifting velocity of the wave and the exponential growth of its amplitude are properly recovered with an accuracy $\sim 1\%$. Errors and convergence estimates are presented in Sect. 5.3 together with a comparison between the 1st/2dn scheme and the IMEX scheme, and an estimate of the true growth rate and phase shift.

5.2.3 Kinematic Couette flow

This is a fully 2D dynamo test, on a non-Cartesian grid, corresponding to a Couette flow. We use cylindrical coordinates R, z , with a domain extending in the radial direction in the range $R = [0.1, 2]$, with 100 equally spaced zones, and along the z -direction in the range $z = [-1, 1]$, with 100 equally spaced zones. This corresponds to an aspect ratio ~ 1 .

Differential rotation and density (and pressure) stratification are imposed such that the system is in equilibrium, by assuming a polytropic relation $p \propto \rho^{4/3}$ and requiring that the Bernoulli integral

$$\ln(h) + \frac{1}{2} \ln(1 - v^\phi v_\phi) - \frac{A}{2} (\Omega - \Omega_0)^2 \quad (45)$$

is constant in the domain, where $h = 1 + 4p/\rho$ is the specific enthalpy, $v^\phi = \Omega$ is the angular velocity, Ω_0 is the angular velocity in $R = 0$, and the parameter A is an indicator of

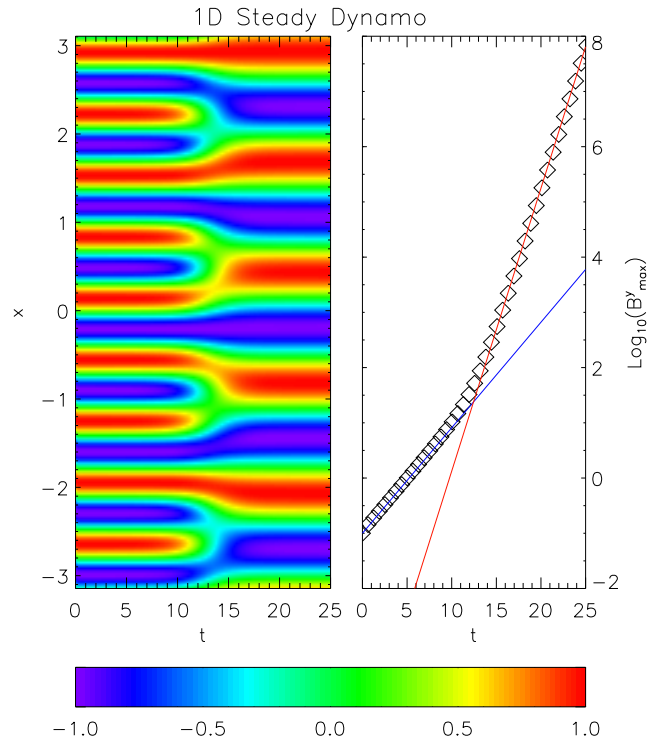


Figure 5. 1D steady dynamo, transition to the fastest growing mode. The left panel shows the B^y component of the magnetic field, normalized to its maximum value. The transition from the $k = 9$ mode to the $k = 5$ mode happens around $t = 12$. The right panel shows the evolution of the maximum value of B^y . The solid blue line is the expected growth for a $k = 9$ mode, the solid red line is the expected growth for the fastest $k = 5$ mode.

the amount of differential rotation, since

$$v^\phi v_\phi / (1 - v^\phi v_\phi) = \Omega A^2 (\Omega - \Omega_0). \quad (46)$$

This approach is equivalent to the one used in models of differentially rotating NSs (Komatsu, Eriguchi & Hachisu 1989; Font, Stergioulas & Kokkotas 2000; Bucciantini & Del Zanna 2011). Here the following values are adopted: $\Omega_0 = 0.3$, $\rho(R = 0) = p(R = 0) = 10$, $A^2 = 5$, which correspond to $v^\phi(R = 2) = 0.16$.

The system is followed to a final time $t = 460$ corresponding to a dynamo period. Initially a purely toroidal magnetic field is imposed in the computational domain

$$\begin{aligned} B^\phi &= 0.001 \text{ if } \sqrt{(r-1)^2 + (Z-0.5)^2} < 0.25, \\ B^\phi &= -0.001 \text{ if } \sqrt{(r-1)^2 + (Z+0.5)^2} < 0.25, \end{aligned} \quad (47)$$

corresponding to two distinct loops, with a zero net magnetic field in the domain. We want to remind here that the shape of the initial magnetic field does not matter, because the system always selects the fastest growing eigenmode of the dynamo equation. The dynamo coefficient is $\xi = 0.12$, while the resistivity is set to $\eta = 0.03$. Periodic boundary conditions are assumed in the Z -direction, while a perfect conductor with $\mathbf{E} = 0$ is assumed at the $R = 0.1$ and $R = 2$ boundaries. In Fig 7 we show the result of the evolution, focussing on the B^ϕ component. It is evident from the top-

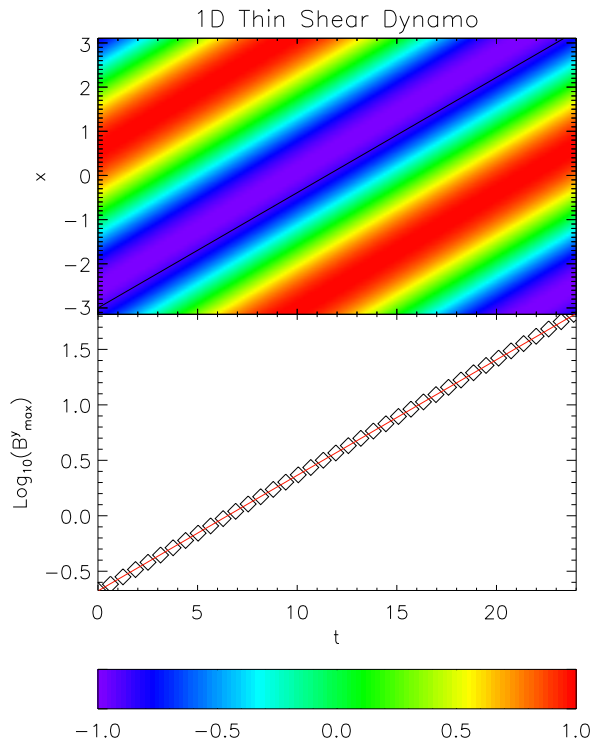


Figure 6. 1D thin shear dynamo. The upper panel shows the B^y component of the magnetic field, normalized to its maximum value, as a function of time and space. The solid line represent the analytical phase shift $\propto 0.261t$. The lower panel shows the evolution of the maximum value of B^y . The red solid line is the analytical solution.

right panel that an eigenmode is selected, with a constant drifting speed and an exponential growth.

5.2.4 Dynamical NS dynamo in full GRMHD

As a final test we present here the growth of an α^2 dynamo (no differential rotation or meridional flow) in a neutron star, in the full dynamical general relativistic regime under the XCFC approximation, as currently employed in the X-ECHO code. The initial conditions are derived using the XNS code (Bucciantini & Del Zanna 2011), to which the reader is referred for a description of parameters characterizing the initial equilibrium configuration. The NS has a central density $\rho_c = 1.28 \times 10^{-3}$ (in geometrized units $c = G = M_\odot = 1$). The equation of state used for the initial settings corresponds to the polytropic relation $p = 100\rho^2$, however the system is evolved using an ideal gas EoS as done for all NS models in Bucciantini & Del Zanna (2011). The initial magnetic field is purely toroidal and its distribution follows the barotropic law:

$$\alpha r^2 \sin^2 \theta B^\phi = K_m (\alpha^2 r^2 \sin^2 \theta \rho h)^m, \quad (48)$$

with magnetic parameters $K_m = 10^{-4}$ and $m = 1$. r is the radius and θ is the polar angle.

The 2D simulation is performed in spherical-like coordinates for the conformal flat metric assuming axisymmetry. The computational domain is $\theta = [-\pi, \pi]$, with reflecting

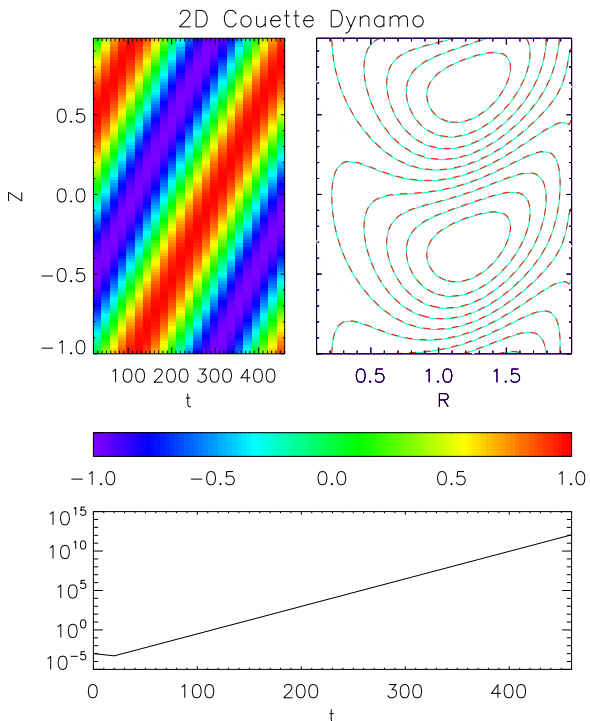


Figure 7. 2D Couette flow dynamo. The upper-left panel shows the B^ϕ component of the magnetic field, in $R = 1$, normalized to its maximum value, as a function of time. The upper left panel is a contour plot of B^ϕ , in the domain at $t = 40$ (solid cyan lines) and $t = 400$ (dashed red lines), after exactly one wave-cycle. The lower panel shows the evolution of the maximum value of B^ϕ .

boundary conditions on the axis, and $r = [0, 10]$, with dipole-like reflecting conditions at the center and zeroth-order extrapolation at the outer radius. The dipole-like conditions are chosen to allow a dipolar magnetic and electric field where physical quantities like the radial and θ -components of the magnetic field do not vanish in $r \rightarrow 0$. The resistivity is set $\eta = 0.05$, while the dynamo coefficient is $\xi = 0.1$, uniform in the computational domain. The problem is followed to a final time $t = 200$. The time evolution of the metric is computed once every 100 steps of the MHD part. We want to stress here that these values have been chosen for the sake of having a fast numerical run, and have no physical significance. The scope here is to perform a test of the code in its full dynamical regime, and not to address a particular physical problem in realistic conditions.

In Fig 8 we show the result of the evolution. The upper panel shows the magnetic configuration that is obtained at the end of the run. The lower panel shows the growth of the maximum value of the poloidal magnetic field during the evolution. Having adopted a uniform ξ term, spurious dynamo action is also present in the atmosphere surrounding the NS. As a consequence a magnetic field develops and grows in the atmosphere too, despite it being completely unmagnetized at the beginning. Again, this is just due to the unphysical choice of a uniform dynamo term. In the figure, for the sake of clarity, we plot the poloidal field just inside the star. It is interesting to note that the growth rapidly

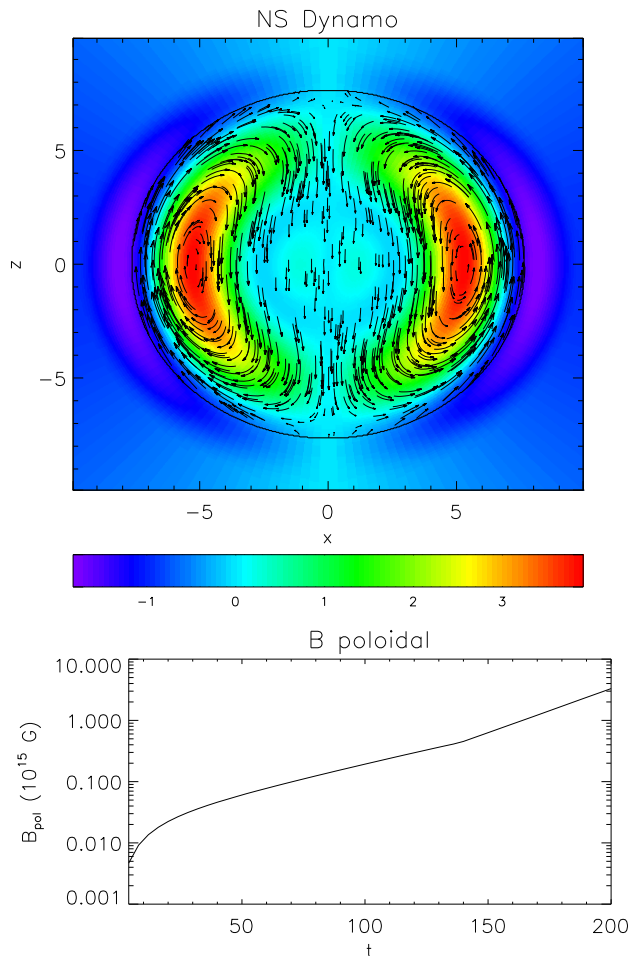


Figure 8. Dynamical NS dynamo. The upper-panel shows the poloidal magnetic fieldlines. Colors represent the value of the B^ϕ component of the magnetic field in units 10^{15} G. The thick solid line represents the surface of the NS. The lower panel shows the evolution of the maximum value of poloidal magnetic field $\sqrt{B^r B_r + B^\theta B_\theta}$.

approaches an exponential behavior, but that the slope (the growth rate) changes at around $t = 140$. This corresponds to the transition to a shorter wavelength. In particular, at the beginning the mode that is excited and grows corresponds to a radial wavelength of the order of twice the stellar radius (given the initial conditions on B^ϕ). At $t = 140$ an eigenmode with a shorter radial wavelength of the order of the stellar radius emerges, corresponding to a faster growing mode.

5.3 Convergence and comparison between the 1st-2nd and IMEX schemes

In this section we discuss the convergence properties of our scheme and compare the different time-stepping approaches. Despite the simplicity of our 1st-2nd scheme, we do expect that, depending on the problem, its accuracy might be closer to 1st order, as opposed to the IMEX which should preserve second order accuracy in all cases. We want to stress here

that the IMEX scheme we have implemented only acts on the solution of the MHD equations, and it is not integrated with the metric solver. However in the choice of the XCFC approach, we already assumed that the metric should be slowly varying in time with respect to the plasma. In this case we do expect that the order of the scheme should not be affected by the metric solver.

We want to point out here that in order to evaluate the convergence of an algorithm, one needs a test problem with a smooth flow structure at all times including the initial conditions, and well posed boundary conditions that preserve the overall accuracy. If a reference solution, either an analytical solution or a high resolution run (such that numerical resistivity is smaller than the physical resistivity) for comparison is not available, one can compute the order of convergence using relative errors at different resolutions. In Ideal Relativistic MHD such a test was designed by Del Zanna, Bucciantini & Londrillo (2003b), using a large amplitude, circularly polarized Alfvén wave.

In Resistive Relativistic MHD no such test has been presented yet. The current sheet problem of Sect. 5.1.1, admits an exact solution only in the limiting case of infinite pressure. For the value of the pressure that we have used, in line with the previous existing literature, dynamical effects are present, and they dominate the deviations with respect to the solution Eq. 40. However, being a one dimensional problem, it is possible to use a high resolution run as a reference solution. In Fig. 9 we show the relative error on one component of the magnetic field:

$$L_1[B^y(t = \tilde{t})] = \frac{1}{N} \sum_{i=1}^N \frac{\|B^y(t = \tilde{t}) - B_{\text{ref}}^y(t = \tilde{t})\|}{\max[B^y(t = \tilde{t})]}, \quad (49)$$

where the sum is done over the value of the quantity in each of the N cells of the computational domain, and the reference solution at time \tilde{t} is obtained interpolating a high resolution run with 1600 grid points. It is interesting to note that in this test problem the IMEX and our 1st-2nd time stepping algorithm have similar performances, even if the IMEX has a smaller absolute error. This is because the solution is slowly evolving in time and the displacement current is small compared to the conduction current, which is due to spatial gradients of the magnetic field. For this reason the overall order of the algorithm is dominated by the order of the explicit part of the solver. Moreover the order seems to be somewhat in between 2 and 3, as expected from that fact that we use a third order CENO spatial reconstruction.

For the relativistic dynamo closure, as opposed to the resistive case, the 1D steady dynamos admit analytical solutions. The other multidimensional tests we have presented lack a correct analytical solution and, being multidimensional, it is computationally prohibitive to run a high resolution reference case, however as we will show we can use relative errors at different resolutions. In Fig. 10 we show the relative error on one component of the magnetic field, defined as in Eq. 49 for the 1D steady dynamo with $k = 1$, $\eta = 0.1$, $\xi = 0.25$. These values have been selected in order for the mode with $k = 1$ to be the fastest growing mode. 1D steady dynamos are rapidly evolving in time, and with small spatial gradients. The displacement current dominates over the conduction current. The IMEX scheme performs as previously, with an order which is again between 2 and 3

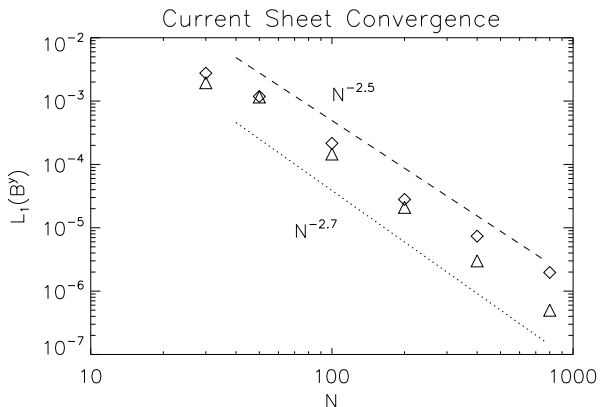


Figure 9. Convergence test for the resistive current sheet problem. Relative L_1 errors on B^y at $\tilde{t} = 10$, with respect to a high resolution run with 1600 grid points, in logarithmic scale, as function of the number of grid points. Diamonds are for the 1st-2nd scheme, triangles for the IMEX scheme. Dashed and dotted lines represent scaling respectively as -2.5 and -2.7 .

for the same reason as before. The 1st-2nd scheme instead reduces to 1st order as expected.

We have also attempted to estimate convergence of the solution and the order of accuracy of our algorithm for the thin shear layer dynamo, Sect. 5.2.2. We do not have an analytic solution available to use as a reference solution, and it is computationally prohibitive to run a high resolution case, so we proceed comparing errors in runs a different resolutions. Moreover we do have an analytic approximated solution and we have an expectation for the functional form of the eigenmode. In particular we expect the various quantities to evolve as $e^{-I\omega t}$. So if we assume that the unknown true solution changes in time according to this exponential growth, and that the error of our numerical solutions scales with the number of grid points N as N^{-p} , we can fit simultaneously for the growth rate, phase shift, and accuracy of the scheme. The result is shown in Fig. 11. This is equivalent to estimate the order of accuracy by comparing relative errors. We find that both for the IMEX scheme and for our 1st-2nd scheme the best fit estimate for ω is $\omega = -I(0.2383 \pm 0.0001) + (0.2626 \pm 0.0005)$, to be compared with the expectation of the approximated analytical solution $\omega = -0.238I + 0.261$. The best fit for the order gives $p = 2 \pm 0.1$ for the IMEX and $p = 1.5 \pm 0.1$ for the 1st-2nd scheme. We want to remember here that we use extrapolation for the boundary conditions in the z -direction, and the accuracy of the solution also depends on the boundary conditions that are used.

In all of our tests, we have verified that, at the resolution at which they were performed, the relative errors of the 1st-2nd scheme are of order a few 10^{-3} . Unless one requires higher accuracy, or if the problem involves slowly varying solutions with strong spatial gradients, or for discontinuous solutions, given its easy implementation, we deem this approach satisfactory. The IMEX scheme in general shows better convergence already at 25 points per wavelength of the eigenmode, and should be the algorithm of choice for more demanding cases.

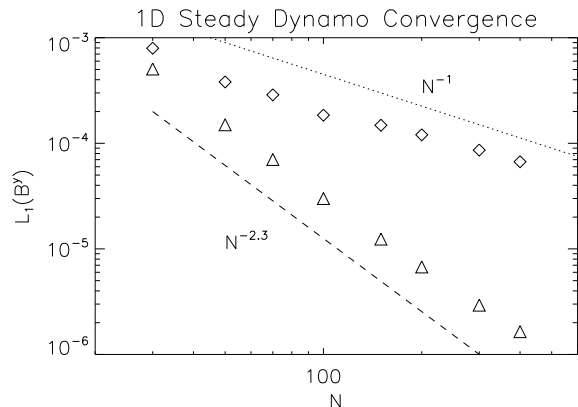


Figure 10. Convergence test for the 1D steady dynamo problem, with $k = 1$, $\eta = 0.1$, $\xi = 0.25$. Relative L_1 errors on B^y at $\tilde{t} = 20$, with respect to the analytical solution, in logarithmic scale, as function of the number of grid points (per mode wavelength). Diamonds are for the 1st-2nd scheme, triangles for the IMEX scheme. Dashed and dotted lines represent scaling respectively as -2.3 and -1 .

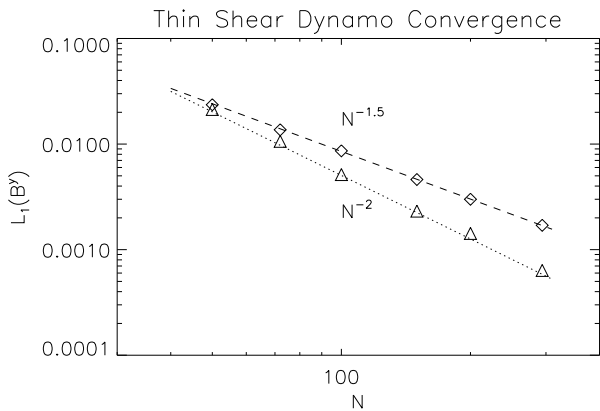


Figure 11. Convergence fit for the thin shear layer dynamo problem. Relative L_1 errors on B^y at $\tilde{t} = 24$, with respect to the best fit reference solution, in logarithmic scale, as function of the number of grid points (per mode wavelength) in the x -direction. Diamonds are for the 1st-2nd scheme, triangles for the IMEX scheme. Dashed and dotted lines represent scaling respectively as -2 and -1.5 .

6 CONCLUSION

In this paper we have presented a fully covariant mean-field α -dynamo closure of the resistive relativistic MHD equations, and shown how it can be implemented within a code for numerical 3 + 1 General Relativistic MHD. In particular we have upgraded the *Eulerian Conservative High-Order* code for GRMHD, in its version for dynamical spacetimes (Bucciantini & Del Zanna 2011). The X-ECHO scheme employs a fully constrained method for Einstein's equations based on the *extended conformally flat condition* (XCFC), but this particular choice poses no constraint on the applicability of our dynamo closure, which is unchanged in the Cowling approximation (a static GR metric) as well as in other formulations of the Einstein equations. We have shown

that our implementation of a dynamo effect is straightforward for any numerical scheme that has already been extended to include resistivity, since the novel generalized Ohm's law is very similar to that for resistive GRMHD and does not pose any additional numerical difficulty. This is true in the simple case proposed here, where an isotropic resistivity and an isotropic α -dynamo term (thus simple proportionality between the electric and magnetic fields in the comoving frame) have been considered. Far more complex closures have been developed for non-relativistic MHD, however it is not obvious if and how fully covariant equivalent formulations could be found at all. We stress again that determining realistic values for the parameters that are used in the closure, or even finding an appropriate closure, is usually non trivial, and often requires the use of mesoscale informations, and extrapolation of flow properties to small unresolved scales. It rests to be proved that a mean field approach can achieve full resolution of microscopic physics on the macro-scale.

This is the first numerical implementation of a fully covariant dynamo closure for relativistic MHD in the general dynamical regime. Instead of starting with the simpler Minkowskian case, we have directly proposed and applied our model to full GRMHD, exploiting the $3 + 1$ formalism, in both static and evolving spacetimes. We have adopted a fully constrained strategy, to retain the general philosophy of the ECHO and X-ECHO schemes. The charge density is derived from Gauss theorem, and it is not evolved as an independent quantity like in previous formulations (no appreciable differences are observed in the numerical tests available in the literature). The solenoidal condition on the magnetic field is preserved to machine accuracy using the Upwind Constrained Transport method on a staggered grid. Stiff terms due to small resistivity in the evolution equation for the (spatial) electric field have been treated both with a simple implicit time-stepping procedure, which allows us, contrary to previous works, to obtain the ideal case of a perfectly conducting plasma simply by setting the resistivity coefficient to zero, and not just as a limit for small resistivity, and with a more robust IMEX scheme. We have shown that depending on the problem, and in particular on the relative importance of spatial versus temporal gradients, a simple 1st-order implicit scheme can give satisfactory results, while the IMEX scheme tends to give more reliable performances independently of them.

We have presented a set of standard tests, easily implementable and, where possible, we have compared the numerical results with the analytical expectations, confirming the robustness of the implementation. The majority of the tests have been performed in the so-called kinematic regime. This choice has a physical motivation: mean-field dynamo action arises from small-scale motions, that are almost always strongly subsonic. Their kinetic energy is negligible with respect to the internal or gravitational energy of the system. Dynamo action is supposed to be quenched once the strength of the magnetic field reaches equipartition with the kinetic energy of the turbulent motions. As such, one expects that dynamo amplified magnetic fields cannot reach values high enough to affect the global dynamics. However, to verify the stability and robustness of the implementation in a more demanding regime, which must be fully dynamic and closer to a physical application, we have also presented

a full dynamical case applied to a NS in GRMHD with a time-dependent metric.

Our results show that it is possible to implement within codes for numerical relativity, a closure that in principle can allow one to model effects arising from dynamics at small scales, that would be prohibitive to follow in global simulations. The general idea of sub-gridding modeling effects, has been widely developed in the context of classical fluid dynamics, but is still in its infancy in the field of numerical relativity. There are several outstanding problems of relativistic fluid dynamics, ranging from the origin of relativistic engines, to their characterization to the dissipative evolution of their magnetic fields, that involve extensive dynamical ranges in space and time. The development of a clever sub-gridding approach offers an interesting possibility to investigate and model physical processes that otherwise would require a resolution that would be computationally prohibitive. This might lead to a different approach and to a rapid advancement in the field.

We plan to apply our code for dynamo in GRMHD to both accreting disks around BHs and in proto-NSs. These two different environments are fundamentally related to the more promising engines for GRBs, and might have important implications for the general modeling of core-collapse supernovae. Strong magnetic fields have also been invoked for Short GRBs, which are commonly considered to be a possible electromagnetic counterpart of binary mergers. Indeed, much of the MHD modeling done until now has focused on the large-scale properties, but it has been shown that the expected magnetic configurations can be highly unstable, and a turbulent cascade is expected. Understanding if and under what conditions a mean-field dynamo can operate, what is its efficiency, and the geometry and topology of the resulting field, might help to put stronger constraints onto the environment within which they are supposed to operate.

ACKNOWLEDGMENTS

The authors wish to thank A. Bonanno, O. Zanotti, C. Palenzuela, and A. Bandenburg, for fruitful discussions on issues relating dynamos, numerical relativity, and the solution of the implicit stiff equations. We thank the referee for his fruitful suggestions and comments.

APPENDIX A: DYNAMO SOLUTION FOR A RELATIVISTIC THIN SHEAR LAYER

We present here an approximated analytical solution for a simple relativistic shear layer (see problems in Sect. 5.2.1, 5.2.2). It is the relativistic generalization of a problem presented by Arlt & Rüdiger (1999). Let us consider a shear layer, with an extension in the z -direction much smaller than in the x -direction, where we assume that all quantities do not depend on y . Within this layer the velocity has the following profile: $v^x = v^z = 0$, $v^y = Sz$, where S is the shear parameter, and does not change in time.

We look for solutions of the form $f(z)e^{I(\omega t - kx)}$, where $I = \sqrt{-1}$. Symmetry tells us that the electric and magnetic

fields must have the following parities:

$$\begin{aligned} B^x, E^x &\propto \left[\sum_{i=0}^n a_i z^{2i+1} \right] e^{I(\omega t - kx)}, \\ B^y, B^z, E^y, E^z &\propto \left[\sum_{i=0}^n a_i z^{2i} \right] e^{I(\omega t - kx)} \end{aligned} \quad (\text{A1})$$

where the coefficients $a_i = B_i^x, E_i^x, B_i^y, \dots$, complex numbers, differ for the various quantities. We will look for a solution up to a z^2 order.

First, the divergence-free condition on the magnetic field implies $B_1^z = IkB_1^x/2$. We start from Eq. 32 and from the induction equation for the magnetic field, which yield

$$\gamma^{-1/2} \partial_t (\gamma^{1/2} B^i) = \epsilon^{ijk} \partial_j (\alpha E_k + \epsilon_{klm} \beta^l B^m). \quad (\text{A2})$$

In the special case of a flat metric in Cartesian coordinates we have $\alpha = \gamma = 1, \beta^i = 0$, then

$$\begin{aligned} \xi (2S (E_1^z z^2 + E_0^z) - 2B_0^x) + iB_0^x k S z^2 \\ + 4B_1^y \eta + 2B_0^z S + 2I\eta E_0^x \omega + 2E_0^x = 0 \end{aligned} \quad (\text{A3})$$

$$\begin{aligned} \xi (2B_0^z + z^2 (2E_0^x S + IB_0^x k)) \\ - 2I (z^2 (IB_0^x S + B_1^y \eta k + \eta E_1^z \omega - IE_1^z) \\ + B_0^y \eta k + E_0^z (\eta \Omega - I)) = 0 \end{aligned} \quad (\text{A4})$$

$$\begin{aligned} (-2\xi (S^2 z^2 - 1) (B_1^y z^2 + B_0^y) - B_0^x \eta (k^2 z^2 - 2) \\ - 2(-IB_0^z \eta k + z^2 (-I\eta E_0^x k S + i\eta E_1^y \omega + 2\eta E_1^z S - \\ E_1^y S^2 z^2 + E_1^y) + E_0^y (I\eta \omega - S^2 z^2 + 1))) = 0 \end{aligned} \quad (\text{A5})$$

$$2E_1^y - IB_0^x \omega = 0 \quad (\text{A6})$$

$$(-IE_0^x + E_0^z k + B_0^y \omega + E_1^z k z^2 + B_1^y \omega z^2) = 0 \quad (\text{A7})$$

$$(2IE_0^y k - 2IB_0^z \omega + k(2IE_1^y + B_0^x \omega) z^2) = 0. \quad (\text{A8})$$

If we impose these relations to be satisfied both at the $\mathcal{O}(1)$ and $\mathcal{O}(z^2)$ order we can get a set of 4 linear equations for the variables B_0^x, B_0^y, B_0^z :

$$\begin{aligned} -IB_0^x \omega + 1/(-I + \eta \omega)^4 (4a^3 B_0^z \eta S^3 + B_0^x \eta (-I + \eta \omega)^2 \\ (2S^2 + k^2 (1 + I\eta \omega)) + 2a^2 \eta S^2 (B_0^x (-2 - 2I\eta \omega) + \\ k(-2IB_0^y \eta S + B_0^z (-I + \eta \omega))) + 2Ia(-I + \eta \omega) \\ (B_1^y (1 + 2I\eta \omega + \eta^2 (4S^2 - \omega^2)) + \eta S^2 (2B_0^z S + \\ B_0^y (-\eta k^2 - I\omega + \eta \omega^2))) = 0 \end{aligned} \quad (\text{A9})$$

$$\begin{aligned} 1/(-I + \eta \omega)^2 (-\xi^2 B_0^z S - I(-I + \eta \omega) (2B_1^y \eta - B_0^y \eta k^2 \\ + B_0^z S - IB_0^y \omega + B_0^y \eta \omega^2) + \xi (B_0^x + IB_0^x \eta \omega + \\ Ik(B_0^z + B_0^y \eta S + IB_0^z \eta \omega))) = 0 \end{aligned} \quad (\text{A10})$$

$$B_0^z \omega + (Ik(\xi B_0^y + \eta (B_0^x + IB_0^z k)))/(-I + \eta \omega) = 0 \quad (\text{A11})$$

$$\begin{aligned} B_1^y \omega + 1/(2(-I + \eta \omega)^3) k (-2Ia^3 B_0^z S^2 - 2(B_1^y \eta k \\ + IB_0^x S)(-I + \eta \omega)^2 - 2\xi^2 S (B_0^y \eta k S + B_0^x (-I + \eta \omega)) \\ + a(-I + \eta \omega) (2S(2B_1^y \eta S + B_0^z S) + B_0^x k (-I + \eta \omega))) = 0. \end{aligned} \quad (\text{A12})$$

Imposing that the determinant of the matrix representative of this system vanishes, provides us with a fifth-order equation for ω as a function of k, η, ξ, S which is our dispersion relation.

For example, in the case $\xi = 0.2, \eta = 0.1, k = 1$, and $S = 0.9$ we find a growing mode solution with $\omega = 0.261 - 0.238I$. To this mode it corresponds an eigenvector with $|B_0^y|/|B_0^x| = 2.13$ and with a phase difference between

these two components $\delta\phi = 0.66$. The non-relativistic case, instead, where displacement currents and charge densities are neglected, and where an exact analytical solution can be found, gives $\omega = 0.254 - 0.240I$.

In the case $S = 0$ it is possible to find an exact analytical solution for the dispersion relation and the eigenmodes

$$I(-\xi k - \eta k^2 - I\omega + \eta \omega^2)/(-I + \eta \omega) = 0, \quad (\text{A13})$$

which gives:

$$\omega = I[1 \pm \sqrt{1 + 4\eta k(\xi - \eta k)}]/(2\eta). \quad (\text{A14})$$

Exponentially growing modes are possible only for $k < \xi/\eta$. The quantity $\xi/\eta k$ is the dynamo number. The fastest growing mode has $k = \xi/(2\eta)$ and a growth rate $\omega_{\max} = (\sqrt{1 + \xi^2} - 1)/(2\eta)$. The eigenmode corresponding to the growing solution is

$$\begin{aligned} B^y &= IB^z, B^x = 0, E^x = 0 \\ E^y &= \frac{I(\xi B^y + IB^z \eta k)}{I - \eta \omega} \\ E^z &= \frac{I\xi B^z + B^y \eta k}{I - \eta \omega}. \end{aligned} \quad (\text{A15})$$

This solution can be compared with the non-relativistic case, where the displacement current is neglected

$$\begin{aligned} \omega &= Ik(a - \eta k) \\ B^y &= IB^z, B^x = 0. \\ E^y &= \xi B^y + IB^z \eta k \\ E^z &= \xi B^z - IB^y \eta k. \end{aligned} \quad (\text{A16})$$

REFERENCES

- Anile A. M., 1989, Relativistic fluids and magneto-fluids: With applications in astrophysics and plasma physics, Anile A. M., ed.
- Arlt R., Rüdiger G., 1999, A&A, 349, 334
- Balbus S. A., Hawley J. F., 1998, Reviews of Modern Physics, 70, 1
- Barkov M. V., Komissarov S. S., 2008, MNRAS, 385, L28
- Belvedere G., Molteni D., 1984, Physica Scripta Volume T, 7, 163
- Benson A. J., Babul A., 2009, MNRAS, 397, 1302
- Bisnovaty-Kogan G. S., Moiseenko S. G., Ardelyan N. V., 2008, Astronomy Reports, 52, 997
- Blackman E. G., Field G. B., 2002, Physical Review Letters, 89, 265007
- Blandford R. D., Payne D. G., 1982, MNRAS, 199, 883
- Blandford R. D., Znajek R. L., 1977, MNRAS, 179, 433
- Bonanno A., Rezzolla L., Urpin V., 2003, A&A, 410, L33
- Braithwaite J., Spruit H. C., 2006, A&A, 450, 1097
- Brandenburg A., Dobler W., 2002, Astronomische Nachrichten, 323, 411
- Brandenburg A., Subramanian K., 2005, Phys.Rep., 417, 1
- Bucciantini N., Del Zanna L., 2011, A&A, 528, A101+
- Bucciantini N., Quataert E., Arons J., Metzger B. D., Thompson T. A., 2008, MNRAS, 383, L25
- Bucciantini N., Quataert E., Metzger B. D., Thompson T. A., Arons J., Del Zanna L., 2009, MNRAS, 396, 2038
- Burbidge G., Layzer D., Phillips J. G., 1981, ARA&A, 19

- Cordero-Carrión I., Cerdá-Durán P., Dimmelmeier H., Jaramillo J. L., Novak J., Gourgoulhon E., 2009, *Phys.Rev.D*, 79, 024017
- Dedner A., Kemm F., Kröner D., Munz C.-D., Schnitzer T., Wesenberg M., 2002, *Journal of Computational Physics*, 175, 645
- Del Zanna L., Bucciantini N., Londrillo P., 2003a, *Memorie della Societa Astronomica Italiana Supplementi*, 1, 165
- , 2003b, *A&A*, 400, 397
- Del Zanna L., Zanotti O., Bucciantini N., Londrillo P., 2007, *A&A*, 473, 11
- Duez M. D., Liu Y. T., Shapiro S. L., Shibata M., Stephens B. C., 2006, *Phys.Rev.D*, 73, 104015
- Dumbser M., Zanotti O., 2009, *Journal of Computational Physics*, 228, 6991
- Duncan R. C., Thompson C., 1992, *ApJL*, 392, L9
- Duttan I., Biermann P. L., 2007, *Relativistic Jets in Active Galactic Nuclei: Importance of Magnetic Fields*, Aschenbach B. B. V. H. G. . L. B., ed., p. 431
- Fendt C., Memola E., 2001, *Astrophysics and Space Science Supplement*, 276, 297
- Font J. A., Stergioulas N., Kokkotas K. D., 2000, *MNRAS*, 313, 678
- Hawley J., 2008, in *APS Meeting Abstracts*, p. H3
- Kasen D., Bildsten L., 2010, *ApJ*, 717, 245
- Khanna R., 1999, in *Astronomical Society of the Pacific Conference Series*, Vol. 178, *Stellar Dynamos: Nonlinearity and Chaotic Flows*, Ferriz-Mas M. N. . A., ed., p. 57
- Khanna R., Camenzind M., 1992, *A&A*, 263, 401
- , 1996a, *Astrophysical Letters and Communications*, 34, 53
- , 1996b, *A&A*, 307, 665
- Komatsu H., Eriguchi Y., Hachisu I., 1989, *MNRAS*, 239, 153
- Komissarov S. S., 2007, *MNRAS*, 382, 995
- Komissarov S. S., Barkov M. V., 2007, *MNRAS*, 382, 1029
- Konigl A., Kartje J. F., 1994, *ApJ*, 434, 446
- Krause F., Raedler K.-H., 1980, *Mean-field magnetohydrodynamics and dynamo theory*, Goodman L. J. & Love R. N., ed.
- Kulsrud R., Cowley S. C., Gruzinov A. V., Sudan R. N., 1997, *Phys.Rep.*, 283, 213
- Kulsrud R. M., 2005, *Plasma physics for astrophysics*
- Kulsrud R. M., Zweibel E. G., 2008, *Reports on Progress in Physics*, 71, 046901
- Landi S., Londrillo P., Velli M., Bettarini L., 2008, *Physics of Plasmas*, 15, 012302
- Lee H. K., Wijers R. A. M. J., Brown G. E., 2000, *Phys.Rep.*, 325, 83
- Lichnerowicz A., 1967, *Relativistic Hydrodynamics and Magnetohydrodynamics*, Lichnerowicz A., ed.
- Londrillo P., Del Zanna L., 2000, *ApJ*, 530, 508
- Londrillo P., del Zanna L., 2004, *Journal of Computational Physics*, 195, 17
- Lyons N., O'Brien P. T., Zhang B., Willingale R., Troja E., Starling R. L. C., 2010, *MNRAS*, 402, 705
- Lyutikov M., 2003, *MNRAS*, 346, 540
- , 2006a, *MNRAS*, 367, 1594
- , 2006b, *New Journal of Physics*, 8, 119
- Lyutikov M., Blackman E. G., 2001, *MNRAS*, 321, 177
- Marklund M., Clarkson C. A., 2005, *MNRAS*, 358, 892
- Meszaros P., Rees M. J., 1997, *ApJ*, 476, 232
- Metzger B. D., Giannios D., Thompson T. A., Bucciantini N., Quataert E., 2011, *MNRAS*, 413, 2031
- Metzger B. D., Thompson T. A., Quataert E., 2007, *ApJ*, 659, 561
- Miralles J. A., Pons J. A., Urpin V. A., 2000, *ApJ*, 543, 1001
- , 2002, *ApJ*, 574, 356
- Mizuno Y., Pohl M., Niemiec J., Zhang B., Nishikawa K.-I., Hardee P. E., 2011, *ApJ*, 726, 62
- Moffatt H. K., 1978, *Magnetic field generation in electrically conducting fluids*, Moffatt H. K., ed.
- Munz C.-D., Omnes P., Schneider R., Sonnendrcker E., Vo U., 2000, *Journal of Computational Physics*, 161, 484
- Murakami T., 1999, *Astronomische Nachrichten*, 320, 257
- Obergaulinger M., Aloy M. A., Dimmelmeier H., Müller E., 2006, *A&A*, 457, 209
- Palenzuela C., Lehner L., Reula O., Rezzolla L., 2009, *MNRAS*, 394, 1727
- Pareschi L., Russo G., 2005, *Journal of Scientific Computing*, 25, 129
- Pariev V. I., Colgate S. A., Finn J. M., 2007, *ApJ*, 658, 129
- Parker E. N., 1955, *ApJ*, 122, 293
- , 1987, *Solar Phys.*, 110, 11
- , 2009, *Space Science Rev.*, 144, 15
- Penna R. F., McKinney J. C., Narayan R., Tchekhovskoy A., Shafee R., McClintock J. E., 2010, *MNRAS*, 408, 752
- Rezzolla L., Giacomazzo B., Baiotti L., Granot J., Kouveliotou C., Aloy M. A., 2011, *ApJL*, 732, L6+
- Roberts P. H., Soward A. M., 1992, *Annual Review of Fluid Mechanics*, 24, 459
- Ruediger G., Schultz M., Mond M., Shalybkov D. A., 2008, *ArXiv e-prints*
- Sato T., 1999, *Journal of Plasma and Fusion Research*, 75, 7
- Sauty C., Tsinganos K., Trussoni E., 2002, in *Lecture Notes in Physics*, Berlin Springer Verlag, Vol. 589, *Relativistic Flows in Astrophysics*, A. W. Guthmann M. Georganopoulos A. M. . K. M., ed., p. 41
- Shukurov A., 2002, *Astrophys. & Space Scien.*, 281, 285
- Tchekhovskoy A., Narayan R., McKinney J. C., 2011, *MNRAS*, 418, L79
- Thompson C., 1994, *MNRAS*, 270, 480
- Thompson C., Duncan R. C., 1996, *ApJ*, 473, 322
- Tomimatsu A., 2000, *ApJ*, 528, 972
- Uzdensky D. A., 2011, *Space Science Rev.*, 160, 45
- Uzdensky D. A., MacFadyen A. I., 2007a, *ApJ*, 669, 546
- , 2007b, *Physics of Plasmas*, 14, 056506
- van Putten M. H. P. M., Levinson A., 2003, *ApJ*, 584, 937
- Vlahakis N., Königl A., 2001, *ApJL*, 563, L129
- Wosley S. E., 2010, *ApJL*, 719, L204
- Yu C., 2011, *ApJ*, 738, 75
- Zanotti O., Dumbser M., 2011, *MNRAS*, 418, 1004
- Zeldovich Y. B., Ruzmaïkin A. A., 1987, *Soviet Physics Uspekhi*, 30, 494
- Zhang W., MacFadyen A., Wang P., 2009, *ApJL*, 692, L40