

Astronomical Evidence for the Rapid Growth of Millimeter Sized Particles in Protoplanetary Disks

Jonathan P. Williams
Institute for Astronomy, University of Hawaii, Honolulu, USA

Submitted to a special issue of *Meteoritics and Planetary Science* dedicated to Klaus Keil

ABSTRACT

I summarize recent surveys of protoplanetary disks at millimeter wavelengths and show that the distribution of luminosity, equivalent to the mass in small dust grains, declines rapidly. This contrasts with statistics on the lifetime of disks from infrared observations and the high occurrence of planets from radial velocity and transit surveys. I suggest that these disparate results can be reconciled if most of the dust in a disk is locked up in millimeter and larger sized particles within about 2 Myr. This general statistical result on disk evolution agrees with detailed modeling of a small number of individual disks and with cosmochemical measurements of chondrule ages.

1. INTRODUCTION

All sun-like stars are born surrounded by disks of gas and dust. These disks are a direct and inevitable consequence of angular momentum conservation as molecular cloud cores gravitationally collapse to stellar scales and they are the birth sites of planets. The recent discoveries of the *Kepler* mission show that planets are common, more the norm than not, with a number distribution that strongly increases as planet size decreases (Youdin 2011; Howard et al. 2010). These are clear indications that the typical end state of disks is a planetary system and that most planets form through core accretion, beginning first with the growth of planetesimals from sub-micron sized dust grains.

It is relatively easy to detect protoplanetary disks in nearby star-forming regions from infrared wavelength ($\sim 1\text{-}100\mu\text{m}$) observations. The cool dust emits most strongly at these wavelengths whereas the star peaks in the optical and becomes fainter in the infrared. Ground-based observations are efficient out to a few microns but are limited by the brightness of the atmosphere and impossible beyond about $25\mu\text{m}$. With the *Infrared Astronomical Satellite (IRAS)*, *Infrared Space Observatory (ISO)*, and most recently *Spitzer* space telescopes, astronomers have been able to carry out a large census of disks in many regions of different ages and thereby measure their statistical lifetime and determine their varied evolutionary pathways (Williams and Cieza 2011).

The infrared surveys show that disks are very common initially, found around about 90% of young stars with ages < 1 Myr, but their occurrence decreases with time such that $< 5\%$ of stars have disks in clusters with ages > 5 Myr (see Figure 1). The trend can be fit with an exponential and implies a half-life of 2 Myr. This is a demanding, but just about reachable, constraint on core accretion models (Hubickyj, Bodenheimer and Lissauer 2005; Dodson-Robinson et al. 2008). There are, of course, many unseen steps to link an infrared detection of a disk with the birth of a planet and cosmochemical studies of meteorites in the Solar System inform us of the details of the process.

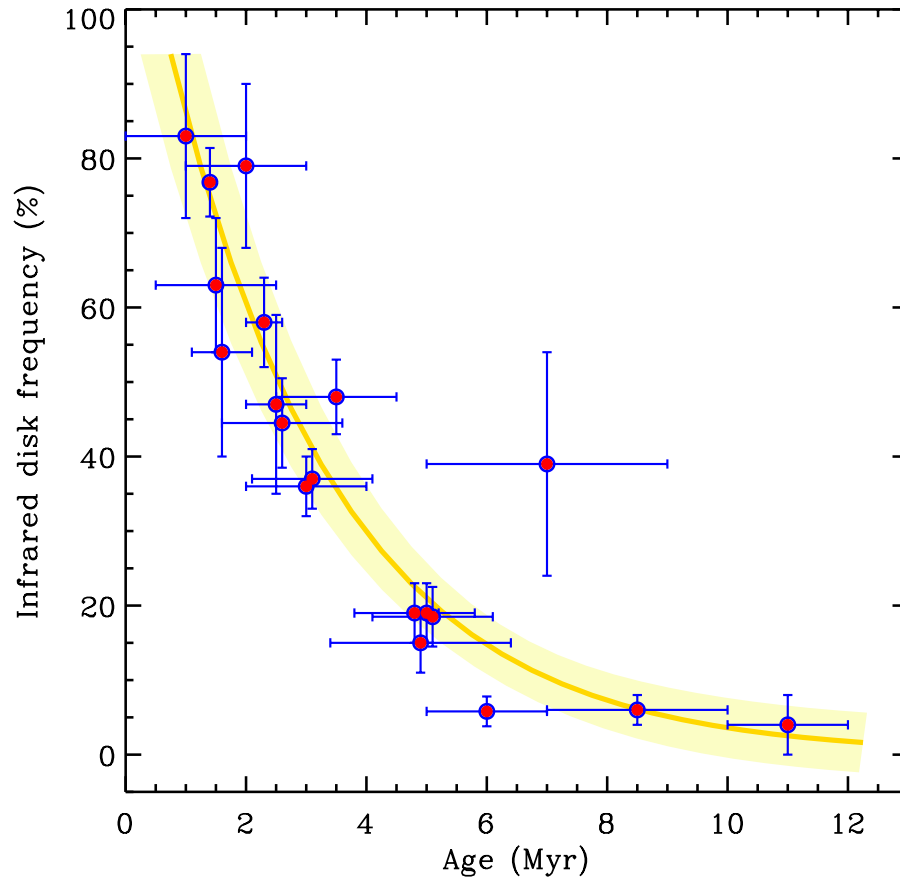


Figure 1: The detection rate of circumstellar disks around stars in clusters of different ages, as determined from short wavelength infrared observations. This plot is based on that in Hernandez et al. (2007), and updated with additional data sent to the author by Jesus Hernandez, shows that most stars have infrared excesses indicative of disks at early times but that few do beyond about 5 Myr. The yellow line shows a weighted least squares exponential fit to the data and has an e-folding time of 2.8 Myr, corresponding to a half-life of 2 Myr.

Astronomical observations of disks at longer wavelengths can also provide critical clues. A general rule of thumb is that observations of dust particles at a wavelength λ are most sensitive to grain sizes with size $a \sim \lambda$. Near-infrared wavelength observations therefore show the presence of micron-sized dust grains, much smaller than the typical laboratory

studies of meteorites. Furthermore, since the emission is optically thick at these wavelengths, we only see the upper disk surface. Longer wavelengths reveal the larger grains. Because the grain size distribution is skewed toward small particles, the emission at long wavelengths is weaker and therefore harder to observe, but the lower optical depth allows us to see deeper toward the planet forming midplane of the disk.

The situation is usefully summarized in Figure 2, which shows the regions that emit half of the emission from a disk (the central 70% in radial and central 70% in vertical extent). Scattered starlight from the surface of the disk is seen at 1-3 μm , and thermal dust emission is detectable at longer wavelengths. The inner regions are hotter and emit at shorter wavelengths but the emission is optically thick so only the upper parts of the disk are seen. Longer wavelength emission comes predominantly from the cooler, outer regions of the disk but also from closer to the midplane. The infrared lifetime plot in Figure 1 is for wavelengths less than 10 μm and therefore shows only the presence of hot dust from the upper regions of the inner AU of a disk.

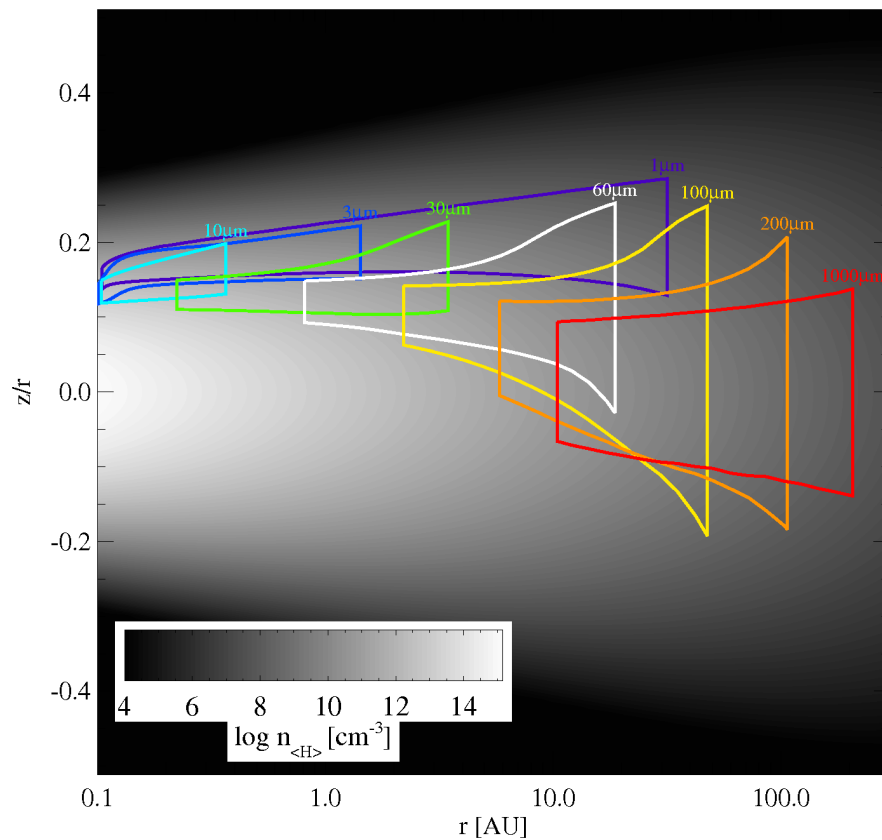


Figure 2: The dependence on radius and scale height of the emission at different wavelengths for a typical protoplanetary disk. The grayscale shows the density of the disk, in logarithmic scale shown by the scale bar in the lower left. Each colored contour shows, at the labeled wavelength, the radial range and vertical extent that encompasses 15-85% of the cumulative total emission. The total area within the contour therefore accounts for $0.7 \times 0.7 = 0.49$ of the emission from the disk at that wavelength. Note that the axes are logarithmic in radius and linearly proportional in scale height. Figure courtesy of Peter Woitke and based on the models in Woitke et al. (2010).

Far-infrared observations at wavelengths $\sim 50\text{-}300\mu\text{m}$ are emitted from radii $\sim 1\text{-}30$ AU where we expect planet formation to occur but this wavelength range is only accessible from space. At millimeter wavelengths, broadly defined here as $300\mu\text{m}\text{-}3\text{mm}$, the emission is generally optically thin allowing us to measure disk masses, and therefore the capacity of a disk for planet formation, and to study the growth of dust grains to sizes that are comparable to chondrules. Moreover, much of this wavelength regime is observable from the ground where new facilities promise a revolution in the sensitivity and angular resolution of observations in the coming years.

Here I discuss some recent results on millimeter wavelength surveys of protoplanetary disks in nearby star-forming regions and their implications for planet formation. I end with a discussion of potential future programs that provide exciting possibilities for cross-disciplinary science in the near future.

2. MILLIMETER WAVELENGTH OBSERVATIONS OF PROTOPLANETARY DISKS

The atmosphere has several broad windows in the millimeter wavelength range, with a transparency that depends on the amount of water vapor. Observations are best carried out at high, dry sites. There are few such radio facilities in the world: the observations I describe here were carried out on Mauna Kea, Hawaii and Pico Veleta, Spain.

2.1 Disk mass measurements

Because micron-sized dust grains do not emit or absorb wavelengths much greater than their size, and because the number distribution of dust grains is a steep function of size, $n(a) \sim a^{-3.5}$ (Mathis, Rumpl, and Nordsieck 1977), millimeter wavelength emission from protoplanetary disks is optically thin except in the innermost regions where surface densities may be very high. The disk luminosity is therefore a direct measure of the amount of dust. To convert to total disk mass requires knowledge of the dust temperature, emitting area, and the gas-to-dust ratio.

The dust is heated by the central star and is hot at small radii, cooler further away. The broadband spectral energy distribution of the disk constrains the temperature distribution. Detailed modeling by Andrews and Williams (2005) shows that the mean temperature of millimeter emitting dust in disks around low mass stars is 20K. At these relatively long wavelengths, the emission is in the Rayleigh-Jeans regime, $h\nu < kT$, and therefore only linearly (rather than exponentially) dependent on temperature.

The observed flux is proportional to the surface area of the dust grains. To convert to a mass requires dividing by the grain mass opacity, κ , with units of cm^2/g . This can be determined from Mie theory and can vary by about a factor of up to 5 for different mineralogical and ice mantle compositions (Pollack et al. 1994; Ossenkopf and Henning 1994). The grain shape, whether spherical, cylindrical, or irregular, is also a significant source of uncertainty. Constraints on κ can be made in the molecular interstellar medium (ISM) from a combination of infrared absorption and millimeter emission measurements

(Shirley et al. 2011) but there is substantial grain growth and processing in the passage from the ISM to disks and its value is therefore less well known. For the purposes of comparison, we use a common power law prescription, $\kappa(\nu)=10(\nu/10^{12}\text{Hz})^{\beta}$ cm²/g, following Beckwith et al. (1990).

The gas-to-dust mass ratio is well constrained in the ISM to be 100 and this is the initial value in protoplanetary disks. As dust grains grow in a disk, they sediment to the midplane and decouple from the gas flow. Accretion along magnetic field lines onto the protostar, and photoevaporation from disk surfaces will preferentially remove gas. The gas-to-dust ratio therefore evolves away from the interstellar value to an ultimate limit of zero, as seen in dusty, gas poor, debris disks. For the young, protoplanetary disks here, we use the ISM factor of 100 to convert from the observed continuum (dust) flux to a total dust plus gas mass. Spectral line observations provide a way to independently assess the gas content but the interpretation is challenging due to the complex interplay of disk structure, heating, and chemistry (Kamp et al. 2011).

The bottom line is that the conversion from astronomical observation to disk mass is highly uncertain due mainly to the poorly known grain mass opacity and gas-to-dust ratio. The sense seems to be towards underestimation, given the discrepancy with the gas accretion rate integrated over the disk lifetime (Hartmann et al. 1998; Andrews and Williams 2007). The mass uncertainty will blur, but probably not entirely erase, statistical comparisons of large numbers of disks within a star-forming region and between regions.

2.2 Protoplanetary disk mass distributions

The Taurus molecular cloud is one of the nearest regions of low mass star formation. Over one hundred protostars have been identified and well characterized from the X-ray to the radio (Gudel, Padgett, and Dougados 2007). We carried out a sensitive millimeter wavelength study to measure the distribution of disk masses (Andrews and Williams 2005) and study their dependence on the strength of infrared emission. Protostars with little or no infrared emission had, not surprisingly, very low disk masses but infrared bright (so-called Class II) protostars were detected with a wide range of millimeter fluxes, implying a wide range of disk masses. This is due to the optically thick/thin nature of the emission at infrared/millimeter wavelengths respectively. That is, very little dust is required to produce strong infrared emission but the millimeter emission depends on the amount of dust and is therefore a better measure of the capacity of a disk for planet formation.

In subsequent years, we studied two other regions with similar ages, $\sim 1\text{Myr}$, to Taurus: the Ophiuchus and Orion star-forming regions (Andrews and Williams 2007; Mann and Williams 2010). The ages of protostars at Myr timescales is hard to measure and generally estimated from comparing with models of how their luminosity declines with time as they gravitationally contract and settle onto the main sequence. The uncertainty for any individual protostar is typically no less than 0.5 Myr and there is a dispersion due to the extended star forming history in a region which likely exceeds 1 Myr. Nevertheless, these three regions have comparable median ages and provide a good baseline to understand protoplanetary disk mass evolution.

An interesting effect was found in the massive star-forming environment of the Trapezium Cluster in Orion in that external photoevaporation erodes the weakly bound outer edges of the largest disks, resulting in a discernable lack of massive disks, $>0.04 M_{\odot} = 4 \text{ MMSN}$ (Mann and Williams 2009), where the MMSN is the minimum mass solar nebula (Weidenschilling 1977). Apart from this effect, which was restricted to the central 0.3pc around the O6 star, $\theta^1\text{Ori C}$, and the limitations of achieving the same sensitivity as the Taurus survey, Figure 3 shows that the disk mass distributions in the three regions are quite similar. All three display a fairly flat distribution in logarithmic mass bins with an upper cutoff of a few MMSN.

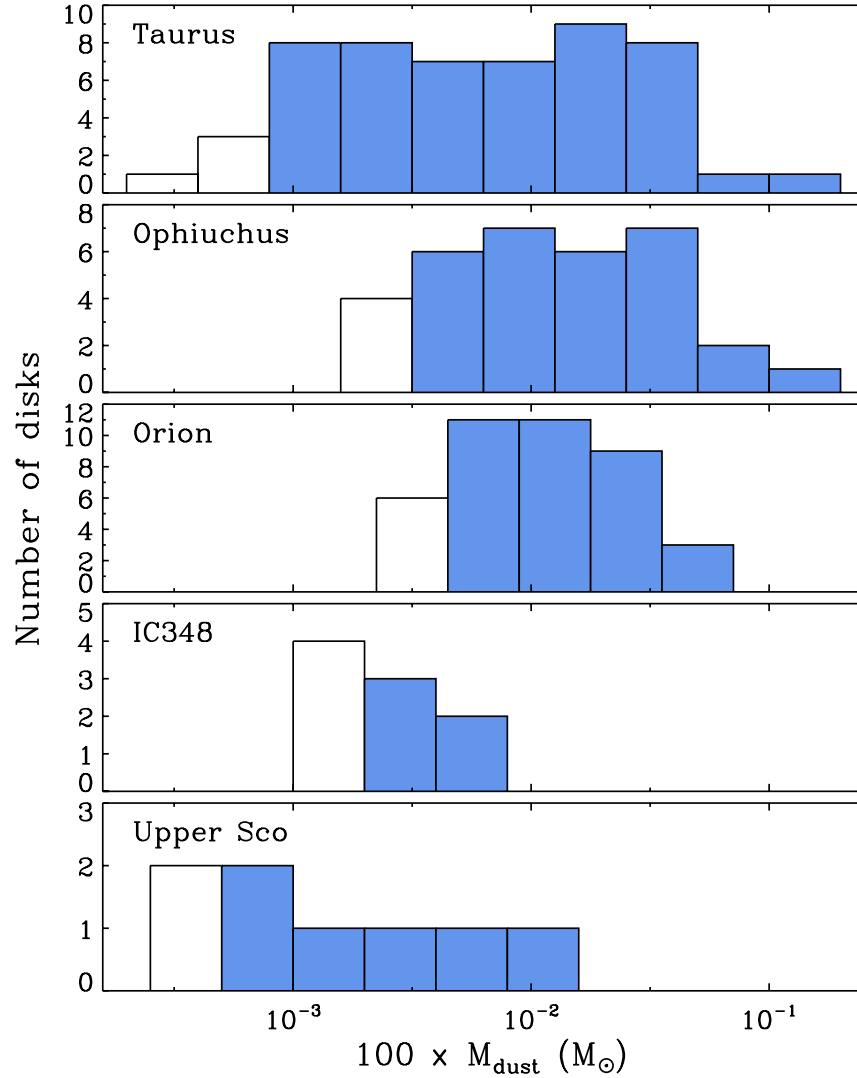


Figure 3: Histograms of protoplanetary disk masses in 5 regions as derived from millimeter wavelength continuum surveys. The blue bins shows data for which the surveys are complete, the white bins should therefore be considered lower limits to the true distribution. The top 3 panels are for young regions with median stellar ages of about 1 Myr. The lower 2 panels are older regions: 2-3 Myr for IC348 and ~ 5 Myr for Upper Scorpius.

There had been few results published regarding millimeter measurements of older star-forming regions, despite the infrared observations of disks persisting around stars for several Myr. This was probably due to the lack of detections (Carpenter et al. 2005) and the relatively poor sensitivity of millimeter instrumentation. With targeted deep integrations on the known infrared bright disks, however, we have been recently able to make a handful of detections in two older regions, IC348 at ~ 3 Myr and Upper Sco at ~ 5 Myr, and thereby learn about the evolution of the protoplanetary disk mass function (Lee, Williams and Cieza 2011; Mathews et al. 2012).

We found that the disks in these regions are very faint at millimeter wavelengths, and only a few were detected. Assuming the same conversion from flux to mass as for the younger systems, we conclude that there are no MMSN disks in IC348 and only one in Upper Sco (detailed studies of which reveals signatures of ongoing giant planet formation; Mathews, Williams, and Menard 2012). The mass distributions are shown in the lower two panels of Figure 3, and although we can only sample the upper end due to the low fluxes, are shifted to lower masses (by about a factor of 20) relative to the ~ 1 Myr Taurus, Ophiuchus, and Orion regions. Although we are comparing mass distributions here, not just occurrence frequency in Figure 1, it is clear that the evolution at millimeter wavelengths is much faster than at infrared wavelengths.

3. INTERPRETATION

The wavelength dependent nature of disk evolution has profound implications for understanding the pace of grain growth and, perhaps, the formation of chondrules.

3.1 Rapid growth from dust to planetesimals

Very small amounts of micron-sized particles close to a star can produce the observed infrared excesses. In the millimeter wavelength studies, however, the disks become undetectable once the mass of millimeter and smaller sized dust grains drops below $10^{-5} M_{\odot}$, or about 3 Earth masses. Thus Figure 1 shows that *some* dust persists around *most* stars for well over 2 Myr, whereas Figure 2 shows that the *amount* of small dust grains declines below the mass required for core accretion of giant planets, or for rocky super-Earths for *all* disks within this time.

In comparison, radial velocity surveys show that both Jovian mass and Earth mass planets are quite common, $\sim 20\%$, in tight orbits around solar mass stars (Cumming et al. 2008; Howard et al. 2010). The statistics from the early release of Kepler transit data, which can detect planets at larger orbital radii, suggests that the median number of planets around low mass stars is greater than one (Youdin 2011). Gravitational instability of a massive disk has been invoked as an alternative, rapid formation mechanism for Jovian-type planets (Boss 1997), particularly at very large (>50 AU) orbital radii. It cannot explain the formation of dense, rocky planets, however, since the instability requires a massive, and therefore gas-rich, disk. The apparently common occurrence of Earth mass planets, that are composed mostly of metals and ices, suggests that core accretion is occurring in most protoplanetary disks.

One way to reconcile the rapid evolution of disks at millimeter wavelengths with the relatively slow timescale for rocky planet formation is for most of the dust mass to be locked up in particles much larger than a millimeter in size by about 2 Myr. That is, the decline in millimeter emission is due more to a decrease in the effective surface area, rather than the mass, of the dust grains. A small amount of fragmentation in grain-grain collisions suffices to explain the infrared excesses (Birnstiel, Klahr, and Ercolano 2012). Once grains grow beyond a millimeter in size, their dynamics decouple from the gas and a range of new mechanisms can take place such as radial drift, vertical sedimentation, and collective self-gravity (Chiang & Youdin 2010; Armitage 2010). The particles are now better thought of as planetesimals and the disk is truly protoplanetary rather than protostellar.

3.2 Additional evidence for dust grain growth

There is other, more direct evidence for grain growth. Particles radiate inefficiently at wavelengths much bigger than their physical size. Consequently, a dusty object with a grain size distribution that extends only to micron sizes will radiate very inefficiently at millimeter wavelengths. This is the case for the diffuse interstellar medium which has a flux dependence on frequency, $\alpha \sim 4$, where $F_\nu \sim \nu^\alpha$, compared to $\alpha = 2$ for a blackbody. However, most protoplanetary disks have a flatter spectral slope, $\alpha \sim 2-3$, at millimeter wavelengths (Andrews & Williams 2005, 2007), and beyond (Ricci et al. 2010), which indicates that the power law grain size distribution continues well beyond a millimeter and perhaps up to centimeters (Draine 2006). Furthermore, for a grain size distribution, $n(a) \sim a^{-p}$ with $p < 4$, most of the dust mass would reside in these large particles.

In the particular case of the bright disk around the nearby star TW Hydrae, the thermal dust continuum slope has been detected out to 3.5cm, which indicates that nearly all the dust mass resides in centimeter and larger sized “pebbles”, or perhaps snowballs given their cool temperature (Wilner et al. 2005).

3.3 The cosmochemical connection

The ability to learn about the amount and evolution of millimeter sized dust grains in protoplanetary disks opens up interesting avenues for comparison to cosmochemical studies of primitive rocks. Such chondritic meteorites consist mainly of small, refractory calcium-aluminum-rich inclusions (CAIs) and larger, typically spherical magnesium-silicate rich chondrules embedded in a fine-grained matrix. The chondrules have typical sizes of a millimeter and account for most of the mass of the meteorite (McSween and Huss 2010).

The relative ages of the different meteoritic components can be derived from short-lived isotopes such as ^{26}Al and show that CAIs were the first solids formed in the early solar system with the chondrules forming more than 1 Myr later (Macpherson, Davis, and Zinner 1995). However, this implicitly assumes homogeneity in the initial distribution of the isotope, which is unclear due to the uncertainty over the contribution of ^{26}Al by spallation reactions from an energetic proto-Sun. Precise measurements of lead isotopes allow absolute age measurements to be made and definitively show that chondrules generally formed a few (1-3) Myr after the CAIs (Amelin et al. 2002; Connelly et al. 2008).

So are we seeing chondrule formation in other disks? The similarity in sizes and ages is certainly suggestive but there are other details to be explained, particularly the heating events associated with chondrule formation. Furthermore, it is important to keep in mind that the millimeter wavelength observations are mainly sampling the outer disk. Nevertheless, there are multiple independent lines of evidence for rapid grain growth in the first few Myr of protoplanetary disks and much future work will be directed to understanding how this occurs and what it means for disk evolution and planet formation.

4. SUMMARY

Protoplanetary disks around young stars are most readily detected through infrared observations. The detection frequency in stellar clusters less than 1 Myr old is over 90% showing that disks are almost ubiquitous, as expected due to conservation of angular momentum. The disk frequency is below 10% in stellar clusters older than 5 Myr showing that the dust has almost all gone by then. The median disk lifetime, defined as the age range of stellar clusters with an infrared disk detection frequency of 50%, is a little less than 3 Myr. In this article, I have reviewed surveys of protoplanetary disks in clusters of different ages at millimeter, rather than micron, wavelengths. These observations allow us to estimate the amount of dust throughout the disk, rather than simply the presence of warm dust close to the star. The data show that disks in young clusters have sufficient mass to form planets and, indeed in many cases, solar systems on the scale of our own, but that the mass declines by over an order of magnitude within the next ~ 2 Myr. This does not contradict the infrared observations since only a small amount of dust is required to produce detectable emission at short wavelengths. Taken at face value, this would appear to indicate that planets should be rare but the numerous radial velocity surveys and the *Kepler* results show the opposite is in fact true: planets are very common. I suggest, therefore, that the rapid evolution of protoplanetary disks at millimeter wavelengths is not due to a decline in the disk mass but efficient agglomeration of dust grains from sub-micron to beyond millimeter sizes within a few Myr. That is, the low luminosities at millimeter wavelengths are explained by having most of the dust mass locked up in relatively large particles with little surface area. From a cosmochemical point of view, we may be seeing the analog of chondrule formation, at least in the cooler outer regions of the disk from where most of the millimeter emission originates. Moreover, the inferred timescale from these astronomical observations agrees well with recent cosmochemical measurements of the absolute ages of CAIs and chondrules.

New and expanded facilities, the Atacama Large Millimeter Array (ALMA) and Jansky Very Large Array (JVLA) respectively, will allow for much more sensitive surveys of protoplanetary disks at millimeter through centimeter surveys in the near future. We will also learn much more about the gas content in the giant planet forming regions of these disks. Ultimately, we will see images of the dust and gas in a representative sample of disks at 10 AU resolution and learn about the radial dependence of their evolution. This opens up the potential for a rich overlap between astronomical and cosmochemical studies of millimeter sized particles in coming years that will inform us about the formation of planetesimals and the first steps toward planets.

Acknowledgements: This work is supported by NASA grant RSA-1369686 and NSF grant AST-0808144. I thank Sasha Krot and Gary Huss for their unwavering efforts to strengthen the ties between the astronomers and cosmochemists in Hawaii. Finally, I offer my congratulations to Klaus, whose life story is inspiring, and whose career is spectacular.

REFERENCES

- Andrews, S. M. and Williams, J. P. 2005, *Astrophys. J.*, **631**, 1134
Andrews, S. M. and Williams, J. P. 2007, *Astrophys. J.*, **671**, 1800
Amelin, Y. et al. 2002, *Science*, **297**, 1678
Armitage, P. J. 2010, *Astrophysics of Planet Formation*
Beckwith, S. V. W. et al. 1990, *Astron. J.*, **99**, 924
Birnstiel, T., Klahr, H., and Ercolano, B. 2012, *Astr. Astrophys.*, **539**, 148
Boss, A. P. 1997, *Science*, **276**, 1836
Carpenter, J. M. et al. 2002, *Astron. J.*, **129**, 1049
Chiang, E., and Youdin, A. N. 2010, *Ann. Rev. Earth and Planetary Sci.*, **38**, 493
Connolly, J. N. et al. 2008, *Astrophys. J.*, **675**, L121
Cumming A., et al. 2008, *Publ. Astro. Soc. Pacific*, **120**, 531
Dodson-Robinson, S. E. 2008, *Astrophys. J.*, **588**, L99
Draine, B. T. 2006, *Astrophys. J.*, **646**, 1114
Gudel, M., Padgett, D. L., and Dougados, C. 2007, *Protostars and Planets V*, 329
Hartmann, L. et al. 1998, *Astrophys. J.*, **495**, 385
Hernandez, J. et al. 2007, *Astrophys. J.*, **662**, 1067
Howard, A. W. et al. 2010, *Science*, **330**, 653
Hubickyj, O., Bodenheimer, P. and Lissauer, J. 2005, *Icarus*, **179**, 415
Kamp, I. et al. 2011, *Astr. Astrophys.*, **532**, 85
Lee, N., Williams, J. P. and Cieza, L. A. 2011, *Astrophys. J.*, **736**, 135
Macpherson, G. I., Davis, A. M. and Zinner, E. K. 1995, *Meteoritics*, **30**, 365
Mann, R. K. and Williams, J. P. 2009, *Astrophys. J.*, **699**, L55
Mann, R. K. and Williams, J. P. 2010, *Astrophys. J.*, **725**, 430
Mathews, G. S. et al. 2012, *Astrophys. J.*, **745**, 23
Mathews, G. S., Williams, J. P., and Menard, F. 2012, *Astrophys. J.*, in press
Mathis, J. S., Rumpl, W., and Nordsieck, K. H. 1977, *Astrophys. J.*, **217**, 425
Ossenkopf, V., and Henning, Th. 1994, *Astr. Astrophys.*, **291**, 943
Pollack, J. B. et al. 1994, *Astrophys. J.*, **421**, 615
Ricci, L. et al. 2010, *Astr. Astrophys.*, **521**, 66
Shirley, Y. et al. 2011, *Astrophys. J.*, **728**, 143
Weidenschilling, S. J. 1977, *Astrophys. & Space Sci.*, **51**, 153
Williams, J. P. and Cieza, L. A. 2011, *Ann. Rev. Astr. Astrophys.*, **49**, 67
Wilner, D. J. et al. 2005, *Astrophys. J.*, **626**, L109
Woitke, P. et al. 2010, *Monthly Notices Royal Astron. Soc.*, 405, L26
Youtin, A. N., *Astrophys. J.*, **732**, 38