

Warm Dark Matter in Low Scale Left-Right Theory

Miha Nemevšek,^{a,b} Goran Senjanović,^a Yue Zhang^a

^aInternational Centre for Theoretical Physics, Strada Costiera 11, Trieste 34014, Italy

^bJožef Stefan Institute, Jamova 39, Ljubljana 1001, Slovenia

E-mail: miha@ictp.it, goran@ictp.it, yuezhang@ictp.it

Abstract. We investigate the viability of having dark matter in the minimal left-right symmetric theory. We find the lightest right-handed neutrino with a mass around keV as the only viable candidate consistent with a TeV scale of left-right symmetry. In order to account for the correct relic density with such low scales, the thermal overproduction of the dark matter in the early universe is compensated by a sufficient late entropy production due to late decay of heavier right-handed neutrinos. We point out that the presence of the right-handed charge-current interactions, operative around the QCD phase transition, has a crucial impact on the amount of dilution, as does the nature of the phase transition itself. A careful numerical study, employing the Boltzmann equations, reveals the existence of a narrow window for the right-handed gauge boson mass, possibly within the reach of LHC (in disagreement with a previous study). We also elaborate on a variety of astrophysical, cosmological and low energy constraints on this scenario.

Keywords: warm dark matter, left-right symmetric model, seesaw mechanism, late entropy production, QCD phase transition

ArXiv ePrint: [1205.0844](https://arxiv.org/abs/1205.0844)

Contents

1	Introduction	1
2	Minimal Left-Right Model: A Telegraphic Review	3
3	A Tale of Three Right-handed Neutrinos	4
3.1	Warm Dark Matter Candidate	5
3.2	Thermal production via freeze out	6
3.3	Late entropy production	7
3.4	Fixing the flavor structure	9
3.5	A Window for low scale LRSM	10
3.6	Diluters and dilutees: summary	12
4	The Boltzmann Approach	13
4.1	Freeze out	14
4.2	Late decay	16
4.3	Dark Matter and LR scale: summary	18
5	Further Constraints and the Uncertainties	19
5.1	Dwarf spheroidal galaxies and Lyman- α forest	19
5.2	CMB and BBN: neutrino thermalization	19
5.3	Neutrino-less double- β decay	20
6	Conclusions and Outlook	21
A	Annihilation Cross Sections	22
B	Effective Thermal Rates	24

1 Introduction

The Left-Right (LR) symmetric theories [1–4] have over the years emerged as one of the main candidates for the theory beyond the Standard Model (SM). Its great achievement is a prediction of non-vanishing neutrino mass, whose smallness gets naturally tied to the maximality of parity violation of weak interactions, through the seesaw mechanism [5–9]. This model offers spectacular signatures at colliders such as the Large Hadron Collider (LHC): direct lepton number violation through the production of the heavy right-handed (RH) neutrinos and its subsequent decay, giving a final state with same-sign dileptons [10], the high-energy counterpart of the neutrinoless double beta decay [11, 12] and lepton number violating decays of light mesons [13]. Moreover, the Majorana nature of the RH neutrino manifests itself through the equal production of charged leptons and its anti-particles. A confirmation of the claimed observation of the neutrinoless double beta decay, could even require the LR scale to be tantalizingly close to the LHC reach [14, 15] (for a review, see [16, 17]), if cosmology constraints keep pushing down the sum of neutrino masses [18–20] and thus disfavoring the contribution due to neutrino mass [21].

There is circumstantial evidence that Dark Matter (DM), which composes about eighty percent of matter energy density in the universe, is in the form of particles. As is well known, the minimal SM fails to provide a DM candidate. At first glance, LR theories could do the job, for they introduce new, potentially stable particles. In particular, the lightest RH neutrino, if light enough, could easily be cosmologically stable, since its Yukawa couplings to the light neutrinos can be arbitrarily small. In a sense, the LR theory can be viewed as a natural framework of DM. Notice there is no need for artificially imposing any Z_2 symmetry at high energy – the $SU(2)_R$ gauge interactions would simply break it. Such gauge interactions cease to be operative in the decay of the lightest RH neutrino, if it is the lightest fermion that couples to W_R . An approximate Z_2 symmetry emerges at low energy, if all its Yukawa couplings are negligibly small.

A warm DM candidate [22–25] with a mass around keV, while it works as well as cold DM for the large scale structure formation, can suppress the structures on smaller scales via free streaming [26]. This scenario is of particular interest as a solution to the problems of very cuspy halo profiles and over-populated low-mass satellite galaxies, usually predicted by cold DM. The idea of having RH neutrino as warm DM candidate with a mass around a keV was introduced around thirty years ago [25, 27]. Due to the presence of gauge interactions, one expects the RH neutrino playing the role of DM to have a similar relic number density as the one of the light neutrinos, if the scale of LR symmetry is not far above the electroweak scale. In [25], the first cosmological bounds on stable heavy neutrinos, charged under a new gauge symmetry, were studied and the problem of their potential over-abundance was stressed. Ref. [28] offered a nice way out, by today a text-book scenario [29], through the late entropy injection due to the decay of a heavier long-lived particle, for example the heavier RH neutrino [30].

Using the idea of [30], a few years ago Bezrukov et al [31] performed studied this issue in the context of LR theories and argued that one cannot obtain the correct DM abundance unless the mass of the RH charged gauge boson W_R is above 10–16 TeV, far from the LHC reach. This unfortunate result made it irresistible for us to reconsider their analysis with great care. While we agree with the basic mechanism presented in [31], our analysis reveals an additional window for the W_R mass around roughly 5 TeV, possibly within the LHC reach. This is the main result of our paper, whose importance cannot be over-emphasized.

The key point in our work of realizing such low scale LR symmetry is to take advantage of the QCD phase transition, where the number of relativistic degrees of freedom changes dramatically. Depending on the flavor structure of the their gauge couplings, the RH neutrinos decouple at different temperatures, which could be separated enough to lie before and after the transition. We show that this plays a crucial role in producing large enough amount of entropy, in order to dilute the DM relic abundance towards the acceptable range.

In the decoupling limit, when the LR scale is large, our picture crosses over smoothly to the so-called ν MSM scenario, studied extensively over the years [30, 32, 33]. In this case, one has only the SM augmented with RH neutrinos and Yukawa interactions take over the role of the RH gauge interactions, leading to the sterile neutrino picture. This transition is quantified carefully in Sec. 3.6. In other words, the LR theory cannot fail to account for dark matter, if its scale is high enough. However, the theory then stops being directly verifiable and loses most of its phenomenological appeal. This is why we find the existence of the narrow band for not-so-heavy W_R important enough to warrant another paper on the subject.

In order to ease our reader’s pain, we have decided to make this presentation as ped-

agogical as possible and therefore we will start from scratch in presenting our work. In the following Sec. 2, we will review the essential features of the LR symmetric model and summarize the present-day theoretical and experimental status. Section 3 presents all the central ideas behind this works in an accessible way, using rough estimates, which paves the way for Sec. 4, where a detailed numerical analysis is carried out. In Sec. 5 we discuss additional astrophysical and cosmological constraints, together with the limit coming from the search for neutrinoless double beta decay. We conclude in Sec. 6.

2 Minimal Left-Right Model: A Telegraphic Review

The left-right symmetric model is based on the $SU(2)_L \times SU(2)_R \times U(1)_{B-L}$ gauge group (suppressing color), supplemented by a symmetry between the left and the right sector [1–4]. Quarks and leptons come in symmetric representations

$$Q_{L,R} = \begin{pmatrix} u \\ d \end{pmatrix}_{L,R}, \quad L_{L,R} = \begin{pmatrix} \nu \\ \ell \end{pmatrix}_{L,R}. \quad (2.1)$$

The Higgs sector of the minimal model [5, 6] consists of a bidoublet $\Phi = (2_L, 2_R, 0_{B-L})$ and two triplets, $\Delta_L = (3_L, 1_R, 2_{B-L})$ and $\Delta_R = (1_L, 3_R, 2_{B-L})$

$$\Phi = \begin{pmatrix} \phi_1^0 & \phi_2^+ \\ \phi_1^- & \phi_2^0 \end{pmatrix}, \quad \Delta_{L,R} = \begin{pmatrix} \Delta^+/\sqrt{2} & \Delta^{++} \\ \Delta^0 & -\Delta^+/\sqrt{2} \end{pmatrix}_{L,R}. \quad (2.2)$$

Hereafter, we refer to this setup as the minimal LR standard model (LRSM). The symmetry breaking in the model [34] is characterized by the following vacuum expectation values (vev) $\langle \Phi \rangle = \text{diag}(v_1, v_2)$, $\langle \Delta_{L,R}^0 \rangle = v_{L,R}$, which have a hierarchical order $v_L^2 \ll v^2 = v_1^2 + v_2^2 \ll v_R^2$, with $v = 245$ GeV. For a recent summary of the main features, see [35–37]. The resulting masses of the heavy gauge bosons are $M_{W_R} = g v_R$ and

$$M_{Z_{LR}} \simeq \sqrt{3} M_{W_R}. \quad (2.3)$$

Notice that Z_{LR} is appreciably heavier than W_R , which turns out to be important in the study of the RH neutrino freeze-out. The vev’s of the bi-doublet give masses to the charged fermions and Dirac masses to neutrinos. The triplet vev v_R gives directly Majorana mass to RH neutrinos, which results in the type-I seesaw mechanism [5–9], while v_L independently gives Majorana light neutrino masses, as in the so-called type-II seesaw [34, 38, 39]. As we show in what follows, the seesaw picture is a must for the DM scenario to work.

The charged and neutral currents relevant for our study, up to tiny $v^2/v_R^2 \lesssim 10^{-3}$ corrections (see below for the limits on the LR scale), are

$$\mathcal{L}_{CC} = \frac{g}{\sqrt{2}} W_R^\mu \left[(\overline{N}_1 \ \overline{N}_2 \ \overline{N}_3)_R \mathbf{V}_\ell^{R\dagger} \gamma_\mu \begin{pmatrix} e \\ \mu \\ \tau \end{pmatrix}_R + (\overline{u} \ \overline{c} \ \overline{t})_R \mathbf{V}_q^R \gamma_\mu \begin{pmatrix} d \\ s \\ b \end{pmatrix}_R \right] + \text{h.c.}, \quad (2.4)$$

$$\mathcal{L}_{NC} = \frac{g}{\sqrt{1 - \tan^2 \theta_W}} Z_{LR}^\mu \bar{f} \gamma_\mu [T_{3R} + \tan^2 \theta_W (T_{3L} - Q)] f + \frac{gm_N}{2M_{W_R}} \Delta_R^0 N N \quad (2.5)$$

where N ’s are defined as RH neutrinos mass eigenstate states, and we have taken $g_R = g_L \equiv g$, appropriately for a LR symmetric theory. The mixing matrices \mathbf{V}_ℓ^R and \mathbf{V}_q^R are the right-handed analogues of the left-handed PMNS and the CKM mixing matrices with elements

Particle	Final state	Lower limit	Collaboration	Comments
W_R	jj	1.5 TeV	CMS [43]	independent on N mass
W_R	$e/\mu + N$	2.5 TeV	CMS [44]	light N (missing energy)
W_R	$\ell\ell jj$	$\lesssim 2.5$ TeV	ATLAS, CMS [45, 46]	heavy Majorana N [47]
Z_{LR}	$e^+e^-/\mu^+\mu^-$	~ 2 TeV	ATLAS [48]	see [49]
Z_{LR}	e^+e^-	~ 3 TeV	LEP [50]	indirect, see [51, 52]
Δ_L^{++}	$\ell_i^+\ell_j^+$	100-355 GeV	ATLAS [53]	spectrum dependent [54]
Δ_L^+	$\cancel{E}_T + j$	70-90 GeV	LEP [57]	chargino search [56]
Δ_L^0		45 GeV	LEP [50]	Z -boson width
Δ_R^{++}	$\ell_i^+\ell_j^+$	113-251 GeV	ATLAS [53], CDF [55]	flavor dependent

Table 1. A summary of limits on the mass scales of the particles in LRSM from collider searches.

$V_{\ell N}^R$ and $V_{qq'}^R$. Of course, there is no reason that $g_R = g_L$ relation should hold exactly at the scale of interest; there could be easily a variation if the LR symmetry is broken at a high scale. The small effects due to renormalization group equation running would change none of our conclusions.

Notice that Z_{LR} , besides being heavier than W_R , has also smaller couplings to N 's. Thus, a RH neutrino that couples only to Z_{LR} will decouple earlier in the thermal history of the universe for a given LR scale. Since a warm DM candidate in this kind of a setup is typically overproduced, it will turn out desirable to profit from this fact and decouple it from the W_R at relevant temperatures.

The most stringent theoretical limit on the LR scale is derived from neutral kaon mixing [40, 41], and the latest studies set a lower bound $M_{W_R} > 2.5-4$ TeV [35, 36, 42], depending on the choice of the LR symmetry, charge conjugation or parity, respectively. The experiment, however, is now catching up and the theoretical constraints are becoming obsolete. Direct searches are continuously pushing up the limits on mass scales in the LRSM and we summarize them in Table 1. The window around ~ 5 TeV that will emerge from our DM study is comfortably above all the current theoretical and experimental bounds. It is also noteworthy that the second Higgs doublet belonging to Φ , orthogonal to the SM-like one, must be heavier than ~ 10 TeV due to the contribution to tree-level flavor changing processes. For a recent complete study of a variety of flavor processes in the LRSM, see [37].

Moreover, Table 1 tells us that most of the states have masses around or above the weak scale. The only exception are the RH neutrinos N and the neutral Higgs Δ_R^0 , which behave like singlets under the SM gauge group and are not very much constrained by collider searches. They may be long-lived and are therefore potential DM candidates. In the next section we study which, if any, can actually do the job.

3 A Tale of Three Right-handed Neutrinos

We discuss here the history and role of RH neutrino as DM in the early universe, in the context of TeV scale LRSM. It contains the essence of what is going on: the lightest N is presumably the DM due to its longevity, while the heavier one(s) should make sure that its abundance is correctly accounted for.

This section is the core of our work; it is here that our reader will find the central ideas, albeit simplified. Thus, we urge her to postpone the coffee break until having gone through it. The technicalities required for a precise quantitative picture are left for the Sec. 4.

3.1 Warm Dark Matter Candidate

Let us now go through the list of potential candidates for the dark matter in the LRSM. From the discussion in the previous section, it is clear that the neutral components belonging to the Higgs bi-doublet Φ and the triplet Δ_L are heavy enough to decay on collider time scales, and are thus ruled out from the start.

- One possibility is the neutral component of the $SU(2)_R$ triplet, $\text{Re}\Delta_R^0$. Being a SM singlet, it is allowed to be as light as one wishes, and if it is lighter than the RH neutrinos, it will decay into two photons, with a rate

$$\Gamma_{\Delta_R^0 \rightarrow \gamma\gamma} \simeq \frac{49}{8\pi} \left(\frac{\alpha}{4\pi}\right)^2 \left(\frac{M_W}{M_{W_R}}\right)^2 \frac{G_F}{\sqrt{2}} m_\Delta^3 \simeq 10^{-50} \text{ GeV} \left(\frac{m_\Delta}{\text{keV}}\right)^3 \left(\frac{10^{12} \text{ GeV}}{M_{W_R}}\right)^2, \quad (3.1)$$

where 49 is the loop function squared. This approximate formula takes into account only the dominant contribution due to the heavy charged W_R . This vector boson dominance resembles the situation in the SM, where the gauge contribution is roughly an order of magnitude bigger than the rest, i.e. the fermionic one. Here, there is no fermionic contribution, but instead the one from the charged scalars, which is typically much less than the gauge boson one.

There is a stringent lower limit on the stability of a radiatively decaying dark matter particle [58], $\tau_\Delta \gtrsim 10^{26}$ sec, or equivalently $\Gamma \lesssim 10^{-50}$ GeV, up to uncertainties in astrophysical parameters. This pushes the scale of LR symmetry far away from the LHC hope into the despair of no direct detection. It is somewhat surprising though, that the Δ_R^0 could be a viable dark matter candidate in an $SO(10)$ grand unified theory, where the LR symmetry breaking scale lies preferably around $10^{10} - 10^{12}$ GeV [59, 60] (admittedly it would have to be incredibly light, creating yet another hierarchy problem). In any case, this possibility would take us far away from our search for a low scale LR symmetry.

- Thus, for low LR scale, the only viable candidate left is the lightest RH neutrino, to which for definiteness we refer as N_1 . For its mass below the pion mass, the decay channel mediated by W_R closes quickly. It can only be destabilized by Dirac Yukawa couplings due to the mixing with left-handed neutrinos. This mixing leads to its decay to a light left-handed neutrino and a monochromatic photon, or three light neutrinos. Again, the X-ray constraints implies such mixing to be tiny [61, 62]

$$\theta_1^2 < (1.8 - 3.1) \times 10^{-5} \left(\frac{1 \text{ keV}}{m_{N_1}}\right)^5. \quad (3.2)$$

In the rest of this work, we thus study the exciting possibility of N_1 playing the role of dark matter. The most reliable cosmological lower limit on the DM mass is derived by considering the phase space density of compact objects, which is around $\sim \text{keV}$ scale [63–65]. For M_{W_R} lying in 1 – 10 TeV region, one may worry whether such small mass of N_1 is consistent with the seesaw formula, with radiative corrections included. The real question is the radiative stability of the neutrino Dirac mass, studied in Ref. [66], with a conclusion that it can be as small as a few eV. This in turn implies (via the seesaw) that the RH neutrino is allowed to be as light as 10 – 100 eV. In other words, a keV RH neutrino is a perfectly natural choice for a DM candidate.

The main obstacle we have to face when M_{W_R} lies in the TeV region, turns out to be the over-abundance of N_1 [25, 31], because the $SU(2)_R$ gauge interactions keep it in thermal equilibrium when the temperature is high. Intuitively, one expects N_1 to decouple at a temperature not far above the usual decoupling temperature of light neutrinos, so that its density is also similar to that of light neutrinos – a disaster for a particle with a mass above keV. Obviously, the heavier it is, the more severe a problem this becomes. The bottom line is that one is pushed to the picture [27] of warm dark matter, with a mass in the keV range. This is welcome due to the need to suppress the small-scale structures.

Furthermore, it has been pointed out that supernovae cooling imposes a tight constraint on the flavor structure of weakly interacting species lighter than 10 MeV [67]. In the context of LRSM, this implies $M_{W_R} > \sqrt{|V_{e1}^R|} \times 23 \text{ TeV}$ [68], which means that the electron component of N_1 in the RH charged current has to be roughly below 1%, if LR symmetry is close to the TeV scale.

In what follows, we shall stick to the keV warm dark matter RH neutrino and pursue its implications to the bittersweet end.

3.2 Thermal production via freeze out

The presence of new gauge interactions in the LRSM has a major impact on the thermal production of dark matter in the form of RH neutrinos. If the universe starts from a sufficiently high temperature, these interactions will keep them in thermal equilibrium via scatterings with the SM fermions. On the other hand, it turns out that the Dirac Yukawa couplings of a keV RH neutrino are never large enough to bring it into equilibrium above the electroweak scale. Also, after the electroweak symmetry breaking, the mixing between N_1 and light neutrinos in matter are suppressed by the finite density potential [69, 70], compared to the vacuum mixing angle θ_1 . Therefore, the SM weak interactions cannot bring RH neutrinos in equilibrium [62]. Although the direct thermal production via the mixing is negligible, non-thermal contributions due to accumulative oscillations [27, 71–73] may become significant, as in the case of ν MSM. However, this effect is sub-dominant compared to the thermal (over-)production in the LRSM as discussed below.

Let us quantify more precisely how the dark matter RH neutrino N_1 with TeV scale gauge interactions typically gets over-produced in the usual thermal history. The freeze-out temperature T_f can be estimated by the out-of-equilibrium condition $\Gamma = H$, where Γ is the annihilation rate of N_1 and H is the Hubble parameter. The interactions that keep them in thermal equilibrium are scatterings of N with the light SM fermions, mediated by the heavy gauge bosons, W_R and Z_{LR} in the LRSM. In the radiation dominated era, we have [74]

$$G_F^2 \left(\frac{M_W}{M_{W_R}} \right)^4 T_f^5 \simeq \sqrt{g_*(T_f)} \frac{T_f^2}{M_{\text{p}}}. \quad (3.3)$$

Generally, for any RH neutrino that decouples from equilibrium while still relativistic, one can obtain the freeze-out temperature T_f as a function of M_{W_R} and the number of degrees of freedom $g_*(T_f)$ at that time.

For the W_R in the TeV region, the freeze-out temperature is around

$$T_f \simeq 400 \text{ MeV} \left(\frac{g_*(T_f)}{70} \right)^{1/6} \left(\frac{M_{W_R}}{5 \text{ TeV}} \right)^{4/3}. \quad (3.4)$$

where the normalization reflects the fact $g_*(400 \text{ MeV}) \simeq 70$. For a RH neutrino N , which freezes out while relativistic, the number per entropy density is approximately

$$Y_N \equiv \frac{n_N}{s} \simeq \frac{135 \zeta(3)}{4\pi^4 g_*(T_f)} . \quad (3.5)$$

The yield Y_N , being thermally conserved quantity, turns out to be useful in what follows. It may be suppressed if T_f is higher, which can happen if neutral current interactions play the dominant role in the freeze-out, as pointed out above. Such a situation occurs, when the presence of the charged lepton corresponding to a RH neutrino in the thermal bath is Boltzmann suppressed. With the above values of the freeze-out temperature, the optimal option is to couple the DM candidate N_1 predominantly to τ . This is the first crucial ingredient towards determining the flavor structure in the RH charged currents necessary to accommodate DM in this theory. Remarkably enough, when the dust settles we will end up with a completely determined flavor structure of the charged current.

In any case, a keV N_1 is still relativistic at such temperatures, therefore its relic abundance today is roughly

$$\Omega_{N_1} = \frac{Y_{N_1} m_{N_1} s}{\rho_c} \simeq 3.3 \times \left(\frac{m_{N_1}}{1 \text{ keV}} \right) \left(\frac{70}{g_*(T_{f1})} \right) , \quad (3.6)$$

where we have used today's entropy density $s = 2889.2 \text{ cm}^{-3}$, critical density $\rho_c = 1.05368 \times 10^{-5} h^2 \text{ GeV/cm}^3$ and $h = 0.7$. This is to be contrasted with the observed dark matter relic abundance of the universe [82]

$$\Omega_{\text{DM}} = 0.228 \pm 0.039 , \quad (3.7)$$

at 3σ confidence level. Clearly, the estimated contribution of N_1 in Eq. (3.6) over-closes the universe, when W_R lies in the TeV region, by at least a factor of $\sim 12.5 \times (m_{N_1}/1 \text{ keV})$. Since there is no room in the minimal LRSM for ~ 1000 degrees of freedom in $g_*(T_{f1})$, this problem cannot be solved by simply raising the scale M_{W_R} . Such a possibility of a huge number of ad-hoc new states is rather unappealing in any case.

3.3 Late entropy production

The only way out of this impasse is to dilute the number density of N_1 by entropy production due to the late decay of some massive particle which dominates the universe [28]. Such a late decay should inject relativistic light SM particles that quickly equilibrate with the thermal plasma and “reheat” the photon temperature. In turn, it takes longer for the photons to cool down to present-day temperature and the number density of DM is effectively reduced. In order for the dilution to work, the temperature of N_1 should not increase, and it is therefore crucial that N_1 itself is not a decay product of the heavy decaying particle.

In order to release a substantial amount of entropy, such a particle is required to be long-lived, with lifetimes up to a second. In the minimal LRSM, the only particles relevant for the late decay are the following.

- As discussed at the beginning of Sec. 3.1, the neutral component of the $SU(2)_R$ triplet $\text{Re}\Delta_R^0$ can be as light as one wishes. For TeV scale LR symmetry, it has to be lighter than MeV in order to live as long as one second. This makes it too light to play any significant role in entropy production.

- The heavier RH neutrinos $N_{2,3}$ are the only remaining viable candidates and they play the role of diluters in this scenario [30]. This section focuses on determining their characteristics, required for adequate relic abundance of DM. Here, we refer to the diluter as a generic N , and use explicit indices (2,3) when necessary to specify the flavor structure. The DM RH neutrino is always N_1 .

In order to achieve a sufficient dilution, the mass of the diluter m_N should not exceed its freeze-out temperature T_f , otherwise the yield in Eq. (3.5) receives an additional Boltzmann suppression factor e^{-m_N/T_f} . If the gauge interactions of RH neutrinos are universal, their freeze-out temperatures is of the same order (we return to this point in Sec. 3.5) and similar yields for all RH neutrinos Y_{N_i} are expected.

As the temperature of the universe drops, a sufficiently massive and long-lived RH neutrino can temporarily dominate the total energy density. After N decays, the energy density is transferred into that of radiation. In the sudden decay approximation, all the N 's decay at $t \simeq \tau_N$ and “reheat” the universe to the temperature T_r [28]

$$T_r \simeq 0.78 g_*(T_r)^{-1/4} \sqrt{\Gamma_N M_{\text{P}}} \simeq 1.22 \text{ MeV} \left(\frac{1 \text{ sec}}{\tau_N} \right)^{1/2}. \quad (3.8)$$

In order to start the Big Bang Nucleosynthesis (BBN) with a correct proton-neutron number ratio, T_r should be larger than about MeV, which gives an upper bound on diluters' lifetime $\tau_N \lesssim \mathcal{O}(1)$ second.

Using energy conservation $m_N n_N(\tau_N) \equiv m_N Y_N s = \rho_R(T_r)$, or in the other words

$$m_N Y_N s_{\text{before}} = \frac{3}{4} s_{\text{after}} T_r, \quad (3.9)$$

the dilution factor, defined as the ratio of entropy before and after the decay, in the sudden decay approximation (no volume change) becomes roughly

$$\mathcal{S} \equiv \frac{S_{\text{after}}}{S_{\text{before}}} \simeq \frac{s_{\text{after}}}{s_{\text{before}}} \simeq 1.8 (g_*(T_r))^{1/4} \frac{Y_N m_N}{\sqrt{\Gamma_N M_{\text{P}}}}, \quad (3.10)$$

where $\Gamma_N = \tau_N^{-1}$ and $M_{\text{P}} = 1.2 \times 10^{19} \text{ GeV}$ is the Planck scale. If such entropy production happens well after N_1 froze-out, the relic density calculated in Eq. (3.6) will be reduced by the dilution factor, $\Omega_{N_1} \rightarrow \hat{\Omega}_{N_1} = \Omega_{N_1}/\mathcal{S}$. For a reheating temperature T_r around MeV,

$$\hat{\Omega}_{N_1} \simeq (0.228 + 0.039) \left(\frac{m_{N_1}}{1 \text{ keV}} \right) \left(\frac{1.85 \text{ GeV}}{m_N} \right) \left(\frac{1 \text{ sec}}{\tau_N} \right)^{1/2} \left(\frac{g_*(T_{f2,3})}{g_*(T_{f1})} \right). \quad (3.11)$$

The dilution factor in Eq. (3.10) is proportional to the lifetime of the diluter N , which should be long enough to make a sufficient impact on the relic density of N_1 . On the other hand, a late decaying particle with a lifetime longer than about a second may threaten the success of BBN. Therefore, the optimized situation is to have $\tau_N \sim 1 \text{ sec}$ (or $T_r \sim \text{MeV}$, as assumed above) which, depending on the scale of LR symmetry, narrows down the mass range of the diluter N , since the same gauge interactions that govern the freeze-out of RH neutrinos are responsible for the decay of N .

Let's recapitulate once again the logic of our search for the light W_R accessible to experiment. This immediately narrows down the freeze-out temperature of N 's in the few 100 MeV range, as seen in Eq. (3.4). In order to avoid the Boltzmann suppression, the

diluters mass should be below T_f , which in turn brings back the problem of over-abundance of DM, since the third term in Eq. (3.11) becomes large. We are back to square one, it seems. However, there is a potential way out; make the last term small by separating the freeze-out temperatures of the diluters and the dilutee. It turns out that the nature of the QCD phase transition plays an essential role in this, as discussed in the coming section.

A lifetime of around one second restricts the mass of N to a narrow region in the few 100 MeV range for a W_R in the few to ten TeV region. Depending on its mass, N decays via heavy W_R either predominantly mainly into a lepton plus two light quarks (which later hadronize), with a lifetime

$$\tau(N_i \rightarrow \ell jj) = \frac{192\pi^3}{G_F^2} \left(\frac{M_{W_R}}{M_W}\right)^4 \frac{1}{|V_{ud}^R V_{\ell i}^R|^2 m_N^5} = 1 \text{ sec} \left(\frac{2 \text{ GeV}}{m_N}\right)^5 \left(\frac{M_{W_R}}{100 \text{ TeV}}\right)^4, \quad (3.12)$$

or (if $m_N \gtrsim m_\pi + m_\ell$, i.e., near the threshold) into a lepton and a pion, with a lifetime [15]

$$\begin{aligned} \tau(N_i \rightarrow \ell \pi) &= \frac{8\pi}{G_F^2} \left(\frac{M_{W_R}}{M_W}\right)^4 \frac{1}{|V_{ud}^R V_{\ell i}^R|^2 f_\pi^2 m_N^3} \frac{1}{f(x_\ell, x_\pi)} \\ &= 1 \text{ sec} \left(\frac{m_N}{250 \text{ MeV}}\right)^{-3} \left(\frac{M_{W_R}}{5 \text{ TeV}}\right)^4 \left(\frac{0.002}{f(x_\ell, x_\pi)}\right), \end{aligned} \quad (3.13)$$

where $f(x_\ell, x_\pi) = [(1 - x_\ell^2)^2 - x_\pi^2(1 + x_\ell^2)] [(1 - (x_\pi + x_\ell)^2)(1 - (x_\pi - x_\ell)^2)]^{1/2}$ and $x_{\pi,\ell} = m_{\pi,\ell}/m_N$ ¹. In the above estimates, we took $V_{ud}^R \simeq V_{ud}^{\text{CKM}} \approx 1$. From the above expressions for N lifetime, it is clear that the best bet to have M_{W_R} in the TeV region is to have the pionic decay dominant, together with a final-state phase space suppression. This narrows down m_N to lie around

$$m_N \approx m_\pi + m_\ell, \quad (3.14)$$

together with a lepton mixing $V_{\ell 2}^R \simeq V_{\ell 3}^R \approx 1$, up to $\sim 1\%$ (see Fig. 3).

3.4 Fixing the flavor structure

Let us take a closer look at the leptonic flavor of the diluting RH neutrino N in Eq. (3.14). In order to successfully dilute the DM relic density in Eq. (3.11), one would naively conclude that $\ell = \tau$ is favored, since the mass of the diluter is in the right ballpark. However, there are several serious drawbacks related to this channel.

First and foremost, in order to avoid the non-relativistic Boltzmann suppression, the freeze-out temperature of N should be bigger than its mass. In order to lift this suppression a high freeze-out temperature is needed, which which for m_N around 1.85 GeV, requires the W_R boson mass to be heavier than about 15 TeV [31], see Eq. (3.4) (see also Fig. 3). Being far out of the LHC reach, this is outside of the region of our interest. This by itself prevents any diluters to couple predominantly to the tau.

There is yet another reason that strengthens this result. Namely, the decaying N might have an appreciable branching ratio to N_1 , which makes the task of dilution more challenging. Namely, the cosmological lower limit on the warm DM mass depends on its free-streaming length, which is proportional to the average energy $\langle p_{N_1} \rangle$ at injection [83]: $\lambda_{fs} \simeq 1 \text{ Mpc} (\langle p_{N_1} \rangle / \langle p_\nu \rangle) (\text{keV}/m_{N_1}) \mathcal{S}^{-1/3}$. The analysis of the Lyman- α forest demands the DM free-streaming length not much longer than a Mpc. Unless the mass of N happens

¹Due to a small mixing angle $\theta_N^2 \simeq m_\nu/m_N$, the $N \rightarrow \pi^0 \nu$ channel turns out to be subdominant.

to lie within few MeV above the production threshold, the N_1 in the decay product is always too energetic. The free streaming of N_1 will erase any structure at scales larger than a Mpc, unless m_{N_1} is much bigger than keV. From Eq. (3.11) such a heavy mass is disastrous for relic density, for a TeV LR scale.

Therefore, in what follows, we focus either on the electron or the muon flavor channel for the diluters. In this case, the decays of $N_{2,3}$ to (an energetic) N_1 are kinematically forbidden if N_1 couples predominantly to τ , which is the preferred freeze-out scenario anyway. Namely, in that case the freeze-out temperature of N_1 is dictated by the new neutral currents only, suppressed compared to the charged ones, which in turn makes N_1 decouple before the diluters. At this point, a clear picture of both the flavor structure and the mass spectra of RH neutrinos emerges

$$\mathbf{V}_\ell^R \approx \begin{pmatrix} 0 & 0 & 1 \\ 0 & 1 & 0 \\ 1 & 0 & 0 \end{pmatrix}, \quad \begin{aligned} m_{N_1} &\sim \text{keV}, \\ m_{N_2} &\approx m_\pi + m_\mu, \\ m_{N_3} &\approx m_\pi + m_e. \end{aligned} \quad (3.15)$$

Notice that any departure from diagonality in the 2–3 sector effectively reduces the masses of diluters and therefore decreases the dilution factor. In other words, we end up with a flavor-diagonal RH leptonic mixing matrix, to which we stick for the rest of this paper. Obviously, such a flavor structure is completely different from the PMNS mixing matrix in the left-handed sector. Due to the LR symmetry, the contribution from the type II seesaw therefore plays a subdominant role. Here we disagree with [31] which claims the type II seesaw to be a working scenario. The type II scenario would imply, due to the identical L and R flavor structure, the diluter(s) to decay into the energetic N_1 , which would be harmful for the structure formation. The dominance of type I seesaw implies non-zero Dirac Yukawa couplings for neutrinos, whose impact on our scenario will be discussed in Sec. 3.6.

The bottom line then is, we end up with fairly light RH neutrinos and negligible leptonic mixing, which eliminates completely both the lepton number violation at colliders and lepton flavor violation. A positive future result in any such process would kill the picture envisioned here, and dark matter in that case would have to come from elsewhere.

3.5 A Window for low scale LRSM

For obvious reasons, we here focus on the attractive possibility of having W_R as light as possible. From Eq. (3.11), it is clear that the ratio of $g_*(T_{f2,3})/g_*(T_{f1})$ should be small enough in order to compensate for the smallness of m_N . This amounts to decoupling N_1 as early as possible, compared to N . In the LRSM, the main processes that keep any RH neutrino in thermal equilibrium are

$$N\ell^- \rightarrow \bar{u}d, \quad Nu \rightarrow \ell^+d, \quad N\bar{d} \rightarrow \ell^+u, \quad (3.16)$$

mediated by W_R , and

$$NN \rightarrow \ell^+\ell^-, \quad u\bar{u}, \quad d\bar{d}, \quad (3.17)$$

mediated by both W_R and Z_{LR} . The relevant cross-sections and their thermally averaged reaction rates are given in the Appendix B. We find that the single- N annihilation rate dominates the pair annihilation at least by one order of magnitude. The main reason is the suppression of the quark couplings to Z_{LR} , as mentioned above.

A crucial point to note is that, in the single- N annihilation processes, when the temperature drops below the mass of the corresponding charged lepton, the reaction rate starts

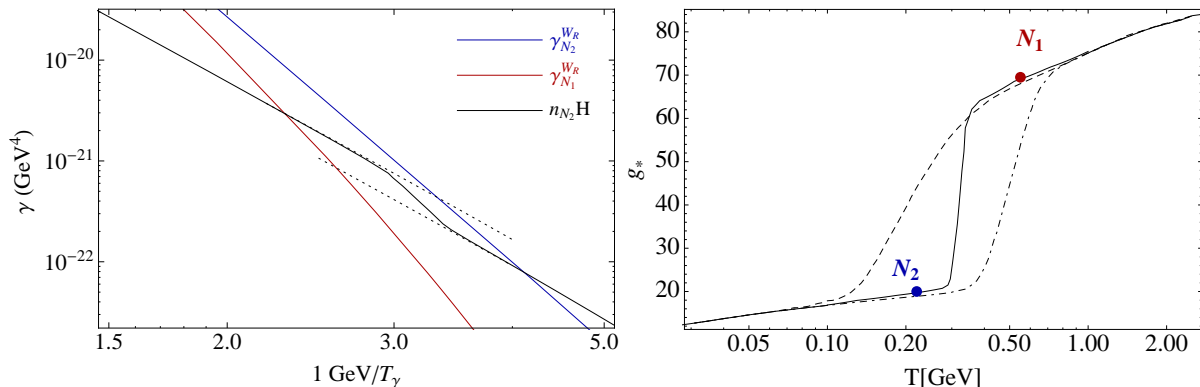


Figure 1. Left. Thermally averaged reaction rates for the processes that dominate the decoupling of N_1 (red) and N_2 (blue), for parameters $M_{W_R} = 5 \text{ TeV}$, $m_{N_2} = 0.25 \text{ GeV}$. Also shown is the Hubble expansion rate multiplied by the thermal number density of N_2 (black curve). **Right.** A sharp change in the evolution of g_{*S} around the QCD phase transition temperature. The dot-dashed (dashed) curve corresponds to $T_{\text{QCD}} = 400(150) \text{ MeV}$ with a second-order QCD phase transition (taken from [84]), while the solid line is an interpolation in between with $T_{\text{QCD}} = 350 \text{ MeV}$ and the transition close to first order. The red and blue points are the freeze-out temperatures of N_1 and N_2 , respectively.

to be Boltzmann suppressed, by more than one order of magnitude for temperatures around and below the QCD phase transition.² Decoupling N_1 earlier than N_2 therefore requires a particular flavor structure of the right-handed leptonic mixing matrix $V_{\ell i}^R$. Namely, the N_1 should couple predominantly to the heaviest charged lepton, τ , i.e. $V_{\tau 1}^R \simeq 1$ (cf. Eq. (3.15)). In such a case, when the temperature drops below the τ mass, N_1 is maintained in the equilibrium only through the neutral current interactions, governed by Z_{LR} . On the other hand, $N_{2,3}$ now couples to μ or e and keeps annihilating through the charged current interactions, too, and thus decouples later than N_1 . In practice, the difference between the two decoupling temperatures can be as large as a few hundred MeV.

Such a difference between the temperatures turns out to be important if the thermodynamical nature of the universe changes at the same time. For W_R around a few TeV, the freeze-out temperatures of N lie around a few 100 MeV. This is precisely in the vicinity of the QCD phase transition, where a sharp drop in g_* occurs, as most hadron states are becoming non-relativistic (right panel of Fig. 1). In case the total entropy is conserved during the transition, the temperature of the thermal plasma gets “reheated” due to the change of g_* .

For the sake of illustration, we show first what happens in a simple example with a single diluter, which we choose to be N_2 due to its larger mass and a bigger impact on the dilution factor. If the left-right scale is chosen, such that N_1 freezes-out before and N_2 after the phase transition (see Fig. 1), N_2 will feel this reheating which will enhance its yield. The relative number density between two relativistic RH neutrinos is

$$\frac{Y_{N_2}}{Y_{N_1}} \sim \frac{g_*(T_{f1})}{g_*(T_{f2})}, \quad (3.18)$$

²There is a subtlety in the treatment of relevant annihilations at temperature close to the QCD phase transition. The issue is whether one should work with quarks or light mesons. Admittedly, the quark picture we opted for brings in uncertainties that cannot be easily quantified. In practice, since we ask the RH neutrinos to freeze out before or immediately after the transition, we believe such uncertainty is small.

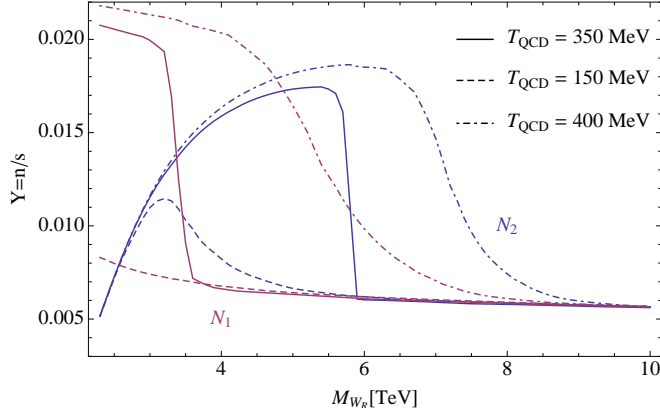


Figure 2. The yield of $N_1(N_2)$ at freeze-out is shown in magenta (blue), depending on the mass of M_{W_R} . Different types of lines correspond to different QCD temperatures as denoted in the legend. Notice that the nature of the QCD phase transition becomes irrelevant once $M_{W_R} \gtrsim 10$ TeV, since the freeze-out temperature is above GeV. See also the right panel of Fig. 4 for more precise such dependence evaluated using Boltzmann equations .

and can be as large as 3–4 for $M_{W_R} \lesssim 10$ TeV, as shown in Fig. 2. This will eventually result in more entropy release during the later decay of N_2 , and it is manifest in the reduction of the ratio $g_*(T_{f2})/g_*(T_{f1})$ in Eq. (3.11). Although in this simplified picture the enhancement factor is not yet large enough to completely compensate for the smallness of m_{N_2} as a diluter mass in Eq. (3.11), we show below that when both N_2 and N_3 are introduced into the game, the dilution factor S can be large enough for the correct DM relic abundance. Depending on the temperature of the QCD phase transition, there is a window of M_{W_R} for this effect to be significant. This relatively low scale window will be quantified in the next section to lie around 5 TeV or so; for the time being the essential point is just its existence. It is only a window, since for even smaller M_{W_R} , below ~ 3 TeV, the freeze out temperature is below N_2 mass, and the dilution factor gets Boltzmann suppressed.

3.6 Diluters and dilutees: summary

This is an appropriate moment to summarize our findings in a single spot and take a look at the parameter space of the LRSM in view of the relic density of the RH neutrino N_1 , which we show in Fig. 3. The shaded belt regions show the possible parameter space where significant entropy production has a chance to take place. They correspond to the lifetime of the diluters within the 0.5–2 second range. If they are much heavier than GeV, they decay too fast, unless W_R is heavy ($\gtrsim 20$ TeV). In this regime, the parameter space has a simple scaling law $m_N \propto M_{W_R}^{4/5}$. Notice that only when $m_N \approx m_\pi + m_\ell$, lower values of M_{W_R} are allowed, producing the spikes seen in Fig. 3 in accord with the flavor diagonal $\mathbf{V}_\ell^{\mathbf{R}}$ in Eq. (3.15).

Furthermore, the above regions terminate at values of M_{W_R} for which the diluters start to feel the non-relativistic suppression during its freeze out. In the case of $\ell = \tau$, this gives a lower bound $M_{W_R} \gtrsim 16$ TeV [31]. Once again, this is the reason why we focus here on lighter diluters which do not couple to τ in order to have LR symmetry near the TeV scale. As we showed above, and as will be discussed in detail in the next technical session, *the main*

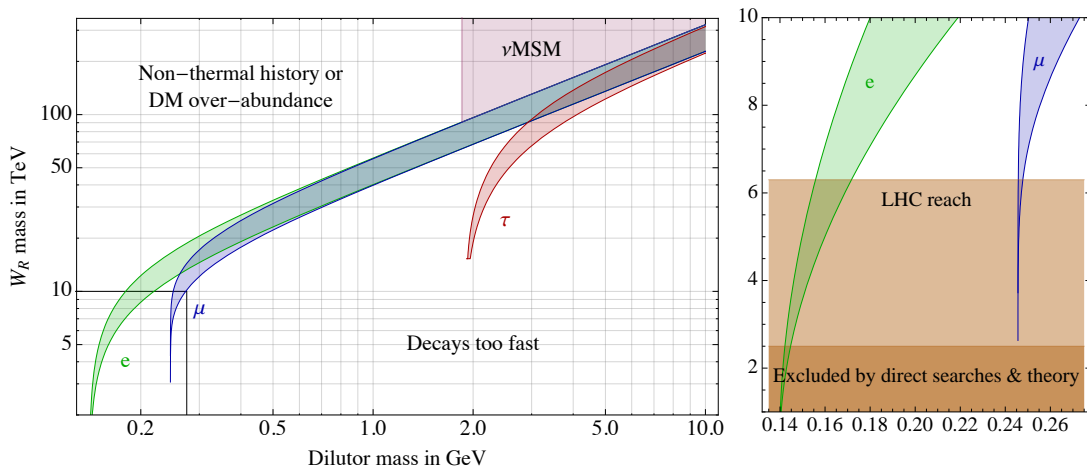


Figure 3. Parameter space relevant for the warm dark matter in the minimal LR model. **Left.** The shaded regions (green, blue and red) labeled e , μ and τ depict the regions, where the lifetime of the diluting N lies between 0.5 and 2 seconds, with N coupling predominantly to a single flavor. The spikes due to the phase space suppression in the decay of N allow for lower values of M_{W_R} . **Right.** A zoom to the region $M_{W_R} \lesssim 10$ TeV of our primary interest. Also shown are the theoretical lower limit on M_{W_R} from kaon mixing (which coincides with the lower limit set by the current LHC direct search of $W' \rightarrow e/\mu + \text{missing energy}$), as well as the 14 TeV LHC reach.

message here is the existence of a window of the LR scale, potentially accessible to the LHC, besides the expected high scale scenario discussed in the past.

Within the region below the belts, the decays of diluters are usually too fast and one ends up having too much DM in the universe. For the region above, however, the decays are not necessarily slow, because there is still a possibility to decay via the Dirac Yukawa couplings, which we have neglected so far. These couplings induce the mixing between the RH and SM neutrinos, and new decay channels $N \rightarrow 3\nu$ or $\nu e^+ e^-$ mediated by the SM gauge bosons open up. If these decay channels dominate over the $SU(2)_R$ gauge interactions, the production and dilution of N_1 crosses over smoothly to the ν MSM [30, 32] case in the phase diagram.

However, there is a subtle difference from the usual ν MSM picture due to the presence of new gauge interactions, which now enter the game. Even though they do not play any role in the decay of the diluter, they may still thermalize and over-produce the DM candidate N_1 , if the universe started out at a high enough temperature. In this case, a late-time dilution is still necessary, which calls for $m_N \gtrsim 1 - 2$ GeV [30]. This corresponds to the magenta shaded region in Fig. 3. Another way out would be to consider the reheating temperature of the universe after inflation to be sufficiently lower than the typical freeze-out temperature on the order 100 MeV - GeV. In this case, N_1 has to be produced in a non-thermal way [27, 71, 72].

4 The Boltzmann Approach

As promised, we now come to the section of the technical aspects of our computations. Here, we implement the picture described in the previous section and numerically solve for the dilution of DM relic abundance. This quantifies the window of low scale LR symmetry

consistent with a warm DM candidate. If not yet done, this is the right moment for our reader to take a (short) coffee break.

In order to set the stage, let us recapitulate the main points which follow from the qualitative study of the previous section.

1. The lightest neutrino N_1 , the DM candidate, weighs around a keV, and therefore is always relativistic throughout the thermal history of interest here. It is coupled to τ -lepton only ($V_{\tau 1}^R = 1$), which suppresses the charged current interactions when the temperature drops below the τ mass, leaving room only for neutral currents mediated by Z_{LR} .
2. Such a flavor structure guarantees that a diluter N does not decay to N_1 if its mass is below m_τ .
3. There is a profound difference between the decoupling of the diluters N and the light neutrinos (and N_1). A diluter's freeze-out temperature is determined by the single N scattering with quarks/pions through charge-current interactions.
4. The late decay of a diluter happens at the temperature around MeV, which is well below their freeze-out temperature and therefore we are going to treat these processes in two separate stages.
5. In order to optimize the entropy production, the diluters with lifetimes as long as a second should be as heavy as possible. In turn, this implies $V_{\mu 2}^R \sim V_{e 3}^R \approx 1$ and $m_{N_2} \approx m_\pi + m_\mu, m_{N_3} \approx m_\pi + m_e$. In this case, the pionic decay dominates and the M_{W_R} dependence is shown in Fig. 3.

4.1 Freeze out

We now turn to the study of the Boltzmann equations governing the freeze-out of RH neutrinos. In order to keep track of the expansion of the universe, we define an arbitrary temperature T , which simply scales as $1/R$. One can think of T as the temperature of some fictitious relativistic species which freezes-out at some initial temperature T_i . Notice that the photon temperature is no longer a convenient choice as the number of relativistic degrees of freedom, i.e. g_* changes dramatically with time, especially during the QCD phase transition. In any case, one can always solve for the photon temperature T_γ in terms of T , using entropy conservation

$$g_*(T_i) T^3 = g_*(T_\gamma) T_\gamma^3. \quad (4.1)$$

In practice, we choose the initial temperature to be $T_i = 10 \text{ GeV}$ and find $T < T_\gamma \lesssim 2T$ throughout the freeze out process of N 's.

The set of Boltzmann equations describing the freeze out of N_i are

$$sH z \frac{dY_{N_i}}{dz} = - \left[\frac{Y_{N_i}}{Y_{N_i}^{eq}} - 1 \right] \gamma_{N_i}^{W_R} - \left[\left(\frac{Y_{N_i}}{Y_{N_i}^{eq}} \right)^2 - 1 \right] \left(\gamma_{N_i N_i}^{Z_{LR}} + \gamma_{N_i N_i}^{W_R, Z_{LR}} \right), \quad i = 1, 2, 3, \quad (4.2)$$

where ³ $z \equiv m_{N_2}/T, z_\gamma \equiv m_{N_2}/T_\gamma$ and the entropy density and the Hubble parameter are defined as usual

$$s = \frac{2\pi^2}{45} g_* s T_\gamma^3, \quad H = 1.66 \sqrt{g_*} \frac{T_\gamma^2}{M_p}. \quad (4.3)$$

³We choose m_{N_2} as the normalization point, since N_2 , being heavier than N_3 , is the dominant source of dilution.

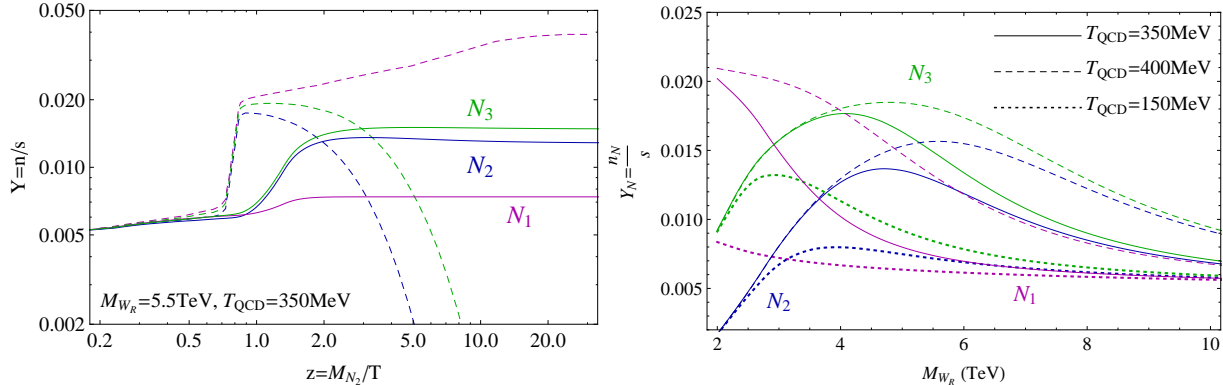


Figure 4. Solid lines representing the yields of N_1 (magenta), N_2 (blue) and N_3 (green) during the freeze out process, as solved using the Boltzmann equations in Eq. (4.2). In both panels, the masses of $N_{2,3}$ correspond to the lifetime of 1.5 sec. **Left.** Yields of N_i as a function of temperature during the freeze-out process for a fixed value of $M_{W_R} = 5.5$ TeV. The dashed curves corresponds to the thermal equilibrium yields of N_i , while the kinks reflect the reheating effect of QCD phase transition. **Right.** The reader may wish to take a deep breath before staring at the this panel. Final yields for different LR scales as a function of M_{W_R} computed using different values of T_{QCD} as explained in the legend (cf. with the naive estimate in Fig. 2).

The single- and pair-annihilation reaction rates $\gamma_{N_i}^{W_R}$, $\gamma_{N_i N_i}^{W_R, Z_{LR}}$ and $\gamma_{N_i N_i}^{Z_{LR}}$ are given in the Appendix B. As discussed in the section above, the single- N processes mediated by W_R dominate by far over the pair annihilation processes. The latter interactions only affect the result by less than 5%. For LR symmetry scale close to TeV, the charged-current interaction rate of N_1 is relatively smaller compared to that of $N_{2,3}$, due to the Boltzmann suppression in the τ -lepton number density.

We have numerically solved the above Boltzmann equations to calculate the yields of the three RH neutrinos. We start evolving the equations from a sufficiently high temperature, where all the states are in thermal equilibrium. A sample solution of the yields depending on z (temperature) during freeze-out is shown in the left panel of Fig. 4, where we take $M_{W_R} = 5.5$ TeV, $T_{\text{QCD}} = 350$ MeV and we obtain masses of $N_{2,3}$ by fixing their lifetime equal to 1.5 sec. In this case, N_1 freezes out just before the QCD phase transition and its temperature barely receives the heating from g_* change. In contrast, N_2 and N_3 can freeze out after the transition and before they become non-relativistic, thus their number densities get enhanced. This realizes the large relative ratio discussed in Eq. (3.18).

We proceed to compute the dependence of the final yields for a varying LR scale and show Y_{N_i} as a function of M_{W_R} in the right panel of Fig. 4. In order to obtain the final yields, we take the numerical solution at $z \approx 30$, where the freeze-out is basically finished, and where the time is still early enough so that $N_{2,3}$ have not yet started to decay. The final yields obtained here will serve as initial conditions for the Boltzmann equations describing the late decay of $N_{2,3}$ in the following section.

The realistic numerical results of this section are to be compared with the estimate in Fig. 2. One can see that the largest ratios of $Y_{N_{2,3}}/Y_{N_1}$ can be achieved for M_{W_R} between 4–6 TeV. During the freeze-out process, even though the interaction rate has dropped below the Hubble rate, its effect on the evolution does not disappear immediately. This is why the final ratio tends to be smeared compared to the rough estimate in Fig. 2.

4.2 Late decay

The calculation of entropy production due to the late decay of diluters $N_{2,3}$ is based on the assumption that the microscopic interactions of the remaining SM particles in the thermal plasma are still fast enough. This guarantees that the relaxation time for the decay products to equilibrate with the plasma is much shorter than the time scale of the universe expansion. Therefore, the heat release dQ from the decay is completely transferred into the energy of radiation. The final entropy release $\Delta S = \int dQ/T$ [28] can be obtained by studying the Boltzmann equations for the energy density evolution [85]. In our case, the typical range of temperatures for the matter domination and decay to happen is between 0.5 – 10 MeV. The set of relevant Boltzmann equations for the energy density of matter and radiation are:

$$\frac{d\rho_R}{dt} + 4H\rho_R = \Gamma_2\rho_2 + \Gamma_3\rho_3 , \quad (4.4)$$

$$\frac{d\rho_{N_1}}{dt} + 4H\rho_{N_1} = 0 , \quad (4.5)$$

$$\frac{d\rho_{N_2}}{dt} + 3H\rho_{N_2} = -\Gamma_2\rho_2 , \quad (4.6)$$

$$\frac{d\rho_{N_3}}{dt} + 3H\rho_{N_3} = -\Gamma_3\rho_3 . \quad (4.7)$$

The initial conditions are obtained by matching this late decay regime to the freeze-out regime in the previous section, at time t_m

$$\rho_\gamma(t_m) = \frac{\pi^2}{30} g_*(T_{\gamma,m}) T_{\gamma,m}^4 , \quad (4.8)$$

$$\rho_{N_1}(t_m) = \frac{7}{4} \frac{\pi^2}{30} T_{N_1,m}^4 , \quad (4.9)$$

$$\rho_{N_2}(t_m) = m_{N_2} Y_{N_2}(z_m) \frac{2\pi^2}{45} g_*(T_{\gamma,m}) T_{\gamma,m}^3 , \quad (4.10)$$

$$\rho_{N_3}(t_m) = m_{N_3} Y_{N_3}(z_m) \frac{2\pi^2}{45} g_*(T_{\gamma,m}) T_{\gamma,m}^3 . \quad (4.11)$$

We choose a matching point with $z_m = 30$, or photon temperature around 15 MeV, where the temporary matter domination of diluters has not yet begun. The corresponding Hubble time can be calculated using $t_m = 1/2H(T_{\gamma,m})$. We evolve the above equations up to a time t_{fin} when the entropy production has finished, typically much larger than the lifetime of a diluter.

The reheating temperature T_r after the decay is defined as the temperature when radiation again starts to dominate the universe, which happens around $t = \tau_N$. It can be extracted from the radiation energy density at that time

$$\rho_R(\tau_N) = \frac{\pi^2}{30} g_*(T_r) T_r^4 . \quad (4.12)$$

The dilution factor \mathcal{S} is defined as the increase of total entropy S due to the late decay, as was discussed at length in Section 3. It can be derived based on the fact that radiation-like SM particles absorb all the heat from $N_{2,3}$ decay, therefore the products of the diluters dominate by far the entropy density. On the other hand, our DM N_1 is by now completely decoupled from the plasma and since it is not a product of the heavier neutrinos, it simply

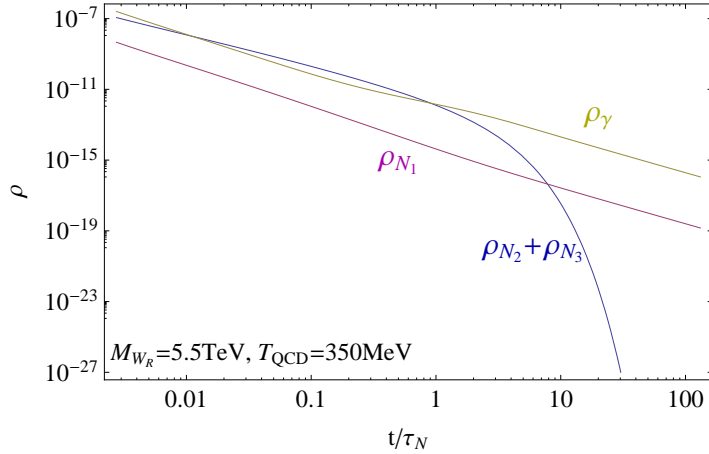


Figure 5. Time evolution of energy densities for different species in the universe. We have used the same set of parameters as the left panel of Fig. 4. The universe temporarily enters a matter-dominated phase before $N_{2,3}$ decay.

dilutes as $\rho_{N_1} \propto R^{-4}$. One then gets an improved dilution factor, which was estimated before in Section 3 in the sudden decay approximation (see Eq. (3.10))

$$\mathcal{S}_{\text{improved}} = \frac{S(t_f)}{S(t_m)} = \frac{s(t_f) V(t_f)}{s(t_m) V(t_m)} = \left[\frac{\rho_R(t_f)}{\rho_R(t_m)} \right]^{3/4} \left[\frac{\rho_{N_1}(t_f)}{\rho_{N_1}(t_m)} \right]^{3/4}. \quad (4.13)$$

This dilution factor will be used to rescale the relic abundance of N_1 in Eq. (3.6), where Y_{N_1} is also calculated numerically from the previous subsection.

A sample solution with model parameters $M_{W_R} = 5.5$ TeV, $T_{\text{QCD}} = 350$ MeV and $\tau_N = 1.5$ sec is shown in Fig. 5. The initial conditions are obtained by matching to the sample values obtained from the freeze-out. We find the energy density of $N_{2,3}$ can temporarily dominate over that of radiation before their decay, and the universe temporarily enters matter dominated expansion. The matter domination factor $(\rho_{N_2} + \rho_{N_3})/\rho_R$ can be as large as 3. In this case, the reheating temperature is $T_r \approx 0.7$ MeV and could be consistent with helium abundance in standard BBN [86]. We comment on this in more detail, as well as on the implications for the CMB in the following section.

In order to quantify the low-scale M_{W_R} window in which the relic density of N_1 agrees with that of dark matter, we do a complete numerical study and compute relic density $\hat{\Omega}_{N_1}$ after the maximal dilution, with $\tau_N = 1.5$ sec or $T_r \approx 0.7$ MeV. In Fig. 6, $\hat{\Omega}_{N_1}$ is plotted in together with the WMAP favored value Ω_{DM} (Eq. (3.7)) shown in green bands. For a varying lifetime, the reheating temperature scales as $1/\sqrt{\tau_N}$, while the dilution factor \mathcal{S} scales as $\sqrt{\tau_N}$. We find that the desired window exists for $m_{N_1} = 0.5$ keV. In the case of nearly first-order QCD phase transition happening at 350 MeV, the light W_R window lies between 4 – 8 TeV, while for a second-order transition at around 400 MeV, the window shrinks and shifts to around 8 – 9 TeV. For lower QCD transition temperatures, the window moves to lower M_{W_R} , but calls for an even lighter DM mass $m_{N_1} \sim 0.4$ keV. For such a value, the window is there, regardless of the nature of the QCD phase transition.

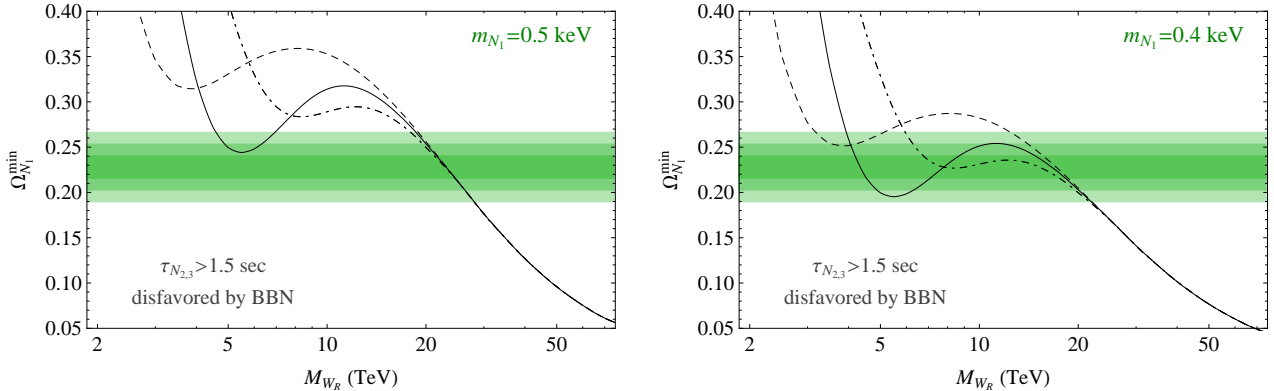


Figure 6. The minimum DM relic density that can be accommodated in the LR theory is plotted for two fixed DM masses as a function of M_{W_R} . Solid, dashed and dot-dashed lines correspond to $T_{\text{QCD}} = 350$ MeV (nearly first order) and $T_{\text{QCD}} = 150, 400$ MeV (second order), respectively and a fixed lifetime $\tau_{N_{2,3}} = 1.5$ sec. The green bands from dark to light correspond to DM relic abundance at $1, 2, 3\sigma$ confidence level from WMAP fit. Keep in mind that the DM relic density is linearly proportional to m_{N_1} .

4.3 Dark Matter and LR scale: summary

Here we summarize our quantitative results after numerically scanning over the parameter space. In Fig. 6 we plot the *minimal* relic density of the DM candidate N_1 as a function of the LR symmetry scale M_{W_R} for two different values of m_{N_1} , together with the allowed values coming from observations. Let us explain the qualitative aspects of the plot on the left panel of the figure, for the more conservative value $m_{N_1} = 0.5$ keV.

First of all, the reader should recall that it was crucial to decouple our DM N_1 as early as possible in order to separate its freeze-out temperature from the one of the diluters, profiting from the QCD phase transition. This is why N_1 had to be coupled to τ in order to have predominantly weaker neutral interactions at that point in thermal history. In order for this to work, W_R can not be too light; otherwise the T_f 's of all N 's are equal and below T_{QCD} and N_1 remains over-abundant.

Now for the window around $M_{W_R} \approx 5$ TeV obtained by successfully separating T_f of the diluters and the dilutee. As seen in the figure, this works only for the nearly first-order QCD phase transition happening at around 350 MeV. If the DM mass is allowed to be this low, it is remarkable that the W_R mass window lies at the heart of the 14 TeV LHC reach [75, 76].

Further increase in the W_R mass results in the merging of these two different temperatures, now above T_{QCD} . As we go along, taking bigger values of W_R mass, the relic DM abundance keeps falling down due to the fact that the mass of the diluters, directly controlling the dilution, gets increased, see Fig. 3.

The DM relic density simply scales linearly with m_{N_1} , therefore if one were allowed to go to even smaller values of m_{N_1} , say 0.4 keV as in the right panel, the correct DM abundance could be achieved for basically any value of T_{QCD} . In such case the W_R mass window either expands or the upper boundary completely disappears.

For the sake of completeness, we wish to remind the reader that there was also the other possibility of N_1 being coupled to light leptons, but this would force W_R to be heavy, definitely above the LHC reach and therefore not of our interest here.

Constraints	m_{N_1}	τ_N	M_{W_R}
Dwarf Galaxy	$\gtrsim 0.4 - 0.5$ keV	—	—
Lyman- α	$\gtrsim 0.5 - 1$ keV	—	—
BBN & CMB	—	$\lesssim 1.5$ sec	—
$0\nu 2\beta$	—	—	$\gtrsim 6 - 8$ TeV
LHC-14 reach	$0 - M_{W_R}$	—	$\lesssim 6.3$ TeV
A sample point	0.5 keV	1.5 sec	4 - 7 TeV

Table 2. Various constraints on the masses and lifetimes of relevant states within the LRSM, coming from astrophysical, cosmological and terrestrial experiments, together with a sample point in the DM scenario.

5 Further Constraints and the Uncertainties

We now turn to astrophysical, cosmological and low energy constraints on the DM scenario discussed above. They can be classified into constraints on the DM mass m_{N_1} , lifetime of diluters τ_N and the left-right symmetry scale M_{W_R} . These bounds are summarized in Table 2.

5.1 Dwarf spheroidal galaxies and Lyman- α forest

Cosmological observations put a lower limit on the mass of the DM candidate. The most reliable and conservative bound comes from the study of dwarf spheroidal galaxies, whose content is commonly believed to be dominated by dark matter. If fermionic DM inside such astrophysical objects can be regarded as a degenerate Fermi gas, the requirement that the DM velocity on the Fermi surface must be less than the escape velocity, gives a lower bound on its mass $m_{\text{DM}} > 0.468^{+0.137}_{-0.082}$ keV [64]. A more sophisticated analysis which compares the maximum phase space density [63–65] with observations gives a slightly stronger bound, $m_{\text{DM}} > 0.557^{+0.163}_{-0.097}$ keV. Our case with $m_{N_1} \approx 0.5$ keV is consistent with these lower limits.

On the other hand, a lower limit on the DM mass can also be inferred from studying the absorption lines in the Lyman- α forest, which mainly constrains the maximal free-streaming length of warm DM. Most N-body simulations are carried out for structures formed at redshifts approaching the non-linear growth regime, and are subjected to large uncertainties. The most recent constraints are made for warm RH neutrinos produced via non-resonant production, with $T_{N_1} \sim T_\nu$, with a range between 8–14 keV [77, 78]. In our scenario, N_1 freezes out earlier than SM neutrinos and gets further diluted. In such case, its temperature, free-streaming length and the mass lower bound should be reduced by a factor of $(g_*(T_{f,\nu})/(g_*(T_{f1})\mathcal{S}))^{1/3}$. Therefore, the lower bound for our case is $m_{\text{DM}} \gtrsim \mathcal{O}(1)$ keV. We also notice that a recent analysis [79–81] using a thermal relic warm DM with mass 0.75 keV finds consistency with WMAP and Lyman- α observations. In view of the uncertainties mentioned above, we stick to our conservative lower limit about 0.5 keV.

5.2 CMB and BBN: neutrino thermalization

Another class of cosmological constraints is related to the reheating temperature after the late decay of $N_{2,3}$. As we learned in this study, a large enough dilution implies a longer lifetime of N and therefore a lower reheating temperature. If this temperature drops below the SM neutrino decoupling temperature, which is around 1–2 MeV, the thermalization of neutrinos becomes inefficient. In turn, this has a strong impact on both, the CMB power spectrum and the production of light elements during BBN. Naively, one could conclude

that are almost no light thermalized neutrino species, but of course the diluters' decays into neutrinos lead to nonzero effective neutrino number as discussed below.

CMB. The moment of matter-radiation equality determines the number of relativistic degrees of freedom, which can be measured by observing the CMB power spectrum and is parametrized by the effective number of neutrino species, N_{eff} . The determination of N_{eff} has been improved over the years with the most recent best fit at $N_{\text{eff}} = 4.34_{-0.88}^{+0.86}$ (68% CL) from WMAP-7 [87], while another recent analysis, combining the low redshift data with the 5-year WMAP analysis, comes up with a slightly different value of $N_{\text{eff}} = 3.77 \pm 0.067$ (68% CL) [88].

In our scenario, both diluters $N_{2,3}$ decay into neutrino-rich final states. If it were not for these decays, the light neutrinos would have been extinct. Once again, this testifies a completely different history of the early universe from the standard one. More precisely, the lighter state decays as $N_3 \rightarrow \pi^+ e^- \rightarrow e^+ e^- \nu_\mu \bar{\nu}_\mu \nu_e$ and the heavier $N_2 \rightarrow \pi^+ \mu^- \rightarrow e^+ e^- \nu_\mu \bar{\nu}_\mu \nu_e \bar{\nu}_e$ (or their anti-particles), where the average energy of the final state neutrinos ranges from 10 – 50 MeV. As a rough estimate we simply count the number of neutrinos produced in the decay. Using Eq. (3.5) with $g_*(T_f) \simeq 20$, appropriate for the freeze-out of $N_{2,3}$ below T_{QCD} , it implies that each of the $N_{2,3}$ number density counts as a half of the usual light neutrino one (recall that $g_*(\text{MeV}) \simeq 10$). Since on average they decay into four light neutrinos, one gets roughly $N_{\text{eff}} \simeq 4$, however, we expect that a more precise numerical solution would give a somewhat lower value. Namely, the weak interaction cross-section of neutrinos scattering on electrons or protons is enhanced by the neutrino energy [89], compared to the thermal one, and therefore these neutrinos down-scatter until they lose most of their energy to the plasma [90]. They will also start to annihilate with each other when becoming sufficiently populated [91]. A complete analysis of neutrino thermalization in this scenario is beyond the scope of this paper.

BBN. A late decaying particle resulting in a low reheating temperature before the onset of BBN, could drastically change the prediction for the primordial Helium abundance by affecting the neutron-proton number ratio.

The injection of energetic pions resulting from the $N_{2,3}$ decay would increase the neutron-proton ratio. Notice however, that the pions in this scenario are rather soft, since m_N lies near the threshold, therefore they do not scatter with nucleons before decaying [93] and the above problem can easily be evaded. Second, the lack of neutrino thermalization changes both, the contribution of neutrinos to the Hubble rate, and the average weak interaction rate with competing effects. The analysis of [86, 91, 92] shows that a reheating temperature as low as 0.7 MeV could still be compatible with the observed Helium abundance.

5.3 Neutrino-less double- β decay

As mentioned in the introduction, the Majorana nature of the RH neutrinos and the associated lepton number violation (LNV) plays a crucial role in the study of dark matter in the minimal LR model. The textbook example of LNV is the neutrinoless double beta decay ($0\nu 2\beta$), often erroneously associated with neutrino mass only in spite of the fact that more than 50 years ago it was argued that new physics may be equally responsible for this process [94, 95].

The LR theory is tailor-made for the new physics contribution to the $0\nu 2\beta$. Since left implies right, there must of course be a right-handed counterpart to the usual left-handed neutrino contribution [34]. Recently, an in-depth study has been performed [14], which

emphasized the profound connection between $0\nu 2\beta$, LNV at colliders [10] and lepton flavor violation (see also [96] for a recent study of $0\nu 2\beta$ in LRSM and [97] for a study on future linear collider signals). This leads to a derivation of a serious constraint [15] on the scales of LR symmetry, which depends on the flavor structure of $V_{\ell i}^R$. In our case, since \mathbf{V}_ℓ^R ends up being diagonal, the limit becomes quite acute. From Fig. 1 in [15] one can conclude that for the preferred value of m_N around 140 MeV, the mass of W_R should lie above $\sim 6-8$ TeV. Given the large uncertainties of the nuclear matrix elements [98, 99], we cannot claim with sufficient certainty that this setup is completely outside the range of the LHC and we leave the precise determination of this particular bound to the experts. In any case, upcoming experiments are about to probe this region.

6 Conclusions and Outlook

The final outcome of this study is quite simple and striking. The minimal left-right symmetric model can naturally provide a warm dark matter candidate in the form of a keV right-handed neutrino, with a hope of observing the RH charged gauge boson W_R at the LHC. For those of you who do not care about the nitty-gritty of the theory and our analysis, this is the main message we would like you to take home.

For this to be true, the following spectrum emerges, $m_{N_1} \simeq \text{keV}$ (Dark Matter), $m_{N_2} \simeq m_\pi + m_\mu$, $m_{N_3} \simeq m_\pi + m_\mu$ (Diluters); together with a particular flavor-diagonal structure $V_{\tau 1}^R \simeq V_{\mu 2}^R \simeq V_{e 3}^R \simeq 1$. This is the only option to have a reasonably light W_R accessible at the LHC. We find on top, for m_{N_1} lying around 0.5 keV, a narrow window of M_{W_R} around 5 TeV, otherwise M_{W_R} has to be larger than about 20 TeV. We find this isolated window very interesting.

A noteworthy fact. For this DM picture to work, with the spectrum taken as above, at no point we need to assume that the universe ever reached very high temperature. The highest temperature we talk about here is less than about GeV, a modest extrapolation of the BBN temperatures. This puts the warm DM picture of the Left-Right Theory on quite firm grounds.

The million dollar question is: how to test this DM scenario of the LRSM? Ideally, one would like to directly measure the masses and mixings of the right-handed neutrinos together with a mass of W_R . The only way to measure m_N and \mathbf{V}_ℓ^R at the LHC is through the golden KS channel [10] of two charged leptons and two jets without any missing energy. Unfortunately, this requires much larger masses $m_N \gtrsim 10$ GeV than the resulting spectrum above, which could manifest itself simply as the missing energy due to the extremely long-lived diluters. At this point, it seems difficult to imagine a conceivable way of directly measuring \mathbf{V}_ℓ^R and/or m_N , despite the fact that the resulting parameter space in the right-handed leptonic sector is well determined. On the other hand, one can search for indirect signals using low-energy processes, similarly to the sterile neutrino case [100–102] (see also [103–106]), which have a correlated dependence on both, the mixing parameters and the mass spectrum. In view of the smallness of the Dirac Yukawa couplings, the presence of new heavy gauge bosons is more than welcome for the sake of visibility of these elusive, otherwise sterile neutrinos. Moreover, a W_R in the ~ 5 TeV window can well be probed at 14 TeV LHC in the case when light RH neutrinos escape detection with a potential to establish the chirality of the outgoing fermions [75].⁴

⁴Still, one of the authors of the paper (GS) is deeply disturbed by the sad outcome of this work, which says that the golden KS channel will not be measured at the LHC.

On a positive note, we predict a sizable rate for the neutrino-less double beta decay, already on the edge of exclusion by the current data. It is perhaps even more difficult to imagine that $0\nu 2\beta$ decay would not be seen in the currently on-going and planned experiments, if W_R were seen at the LHC. In this sense, our work provides an additional impetus for the dedicated $0\nu 2\beta$ decay searches. Moreover, although it is hard to verify precisely the picture that emerges from our analysis, it is easy to kill it. The smallness of RH neutrino masses and the absence of leptonic mixing, eliminates completely lepton number violation at colliders and any lepton number violation. Observing any such process would invalidate completely the scenario offered here and dark matter would need another origin.

In our opinion, there are still some issues that deserve deeper understanding and more quantitative study. The foremost is the neutrino thermalization before the BBN epoch, which affects both the light element production and the effective neutrino species N_{eff} measured by CMB (see e.g. [90]). This could seal the fate of our scenario, especially in view of better sensitivity of the upper coming data [107–109]. Furthermore, there seems to be a lower limit on the X-ray line flux from the decay of our warm dark matter, due to the flavor structure imposed by left-right symmetry and the constraints from our dark matter analysis.

Acknowledgement

We wish to thank Francesco Vissani for his interest in this important question and for bringing up the issue of dark matter in left-right theory some time ago. We are grateful to Alejandra Melfo and Fabrizio Nesti for careful reading of the manuscript and useful comments. We would like to thank Michele Frigerio, Julien Lavalle, Gilbert Moulataka, Alexei Smirnov and Vladimir Tello for useful discussions and comments. MN acknowledges the support of the mobility grant “Leonardo da Vinci - Vseživljensko učenje”, LDV-MOB-74/11.

A Annihilation Cross Sections

In order to write down the Boltzmann equations for the freeze-out process, we summarize the main processes governing the freeze-out. In order to get the thermal reaction rates discussed in Appendix B, one needs to know annihilation cross sections. We work with the flavor structure where N_1 mainly couples to τ . When the temperature drops well below m_τ , all charge current interactions of N_1 become negligible due to Boltzmann suppression.

One actually uses the so-called reduced cross section (we consider $2 \rightarrow 2$ processes $1, 2 \rightarrow a, b$ only), defined as

$$\hat{\sigma}(s) \equiv \frac{2\sqrt{(p_1 \cdot p_2)^2 - m_1^2 m_2^2}}{s} \int \frac{d^3 p_a}{(2\pi)^3} \frac{1}{2E_a} \frac{d^3 p_b}{(2\pi)^3} \frac{1}{2E_b} (2\pi)^4 \delta^{(4)}(p_1 + p_2 - p_a - p_b) |\overline{\mathcal{M}}|^2. \quad (\text{A.1})$$

a) *Single- N annihilations, W_R -exchange*

The single- N annihilation processes are mediated by W_R in both s- and t-channels. In

the case massive $N_{2,3}$, the reduced cross sections are

$$\hat{\sigma}_t^{W_R}(Nd_R \rightarrow e_R u_R)(s) = \frac{N_c g^4 (m_N^6 - 3m_N^2 s^2 + 2s^3)}{48\pi M_{W_R}^4 s}, \quad (\text{A.2})$$

$$\hat{\sigma}_t^{W_R}(N\bar{u}_R \rightarrow e_R \bar{d}_R)(s) = \frac{N_c g^4 (m_N^2 - s)^2}{48\pi M_{W_R}^4}, \quad (\text{A.3})$$

$$\hat{\sigma}_s^{W_R}(N\bar{e}_R \rightarrow e_R \bar{d}_R)(s) = \frac{N_c g^4 (m_N^2 - s)^2 (m_N^2 + 2s)}{48\pi M_{W_R}^4 s}, \quad (\text{A.4})$$

where g_R is the $SU(2)_R$ gauge coupling, $N_c = 3$ is the color factor and s is the center-of-mass energy squared of the $2 \rightarrow 2$ scattering process. Our results agree with those calculated in Ref. [110], up to the number of generations. Since we are discussing physics with energy scale around and below GeV, the $1/M_{W_R}^2$ expansion has been made in the above expressions. In the Boltzmann equations, we also take into account of the charge conjugation processes.

In the case of N_1 , which is effectively massless, we have to keep the mass of τ lepton to which it predominantly couples. The corresponding cross sections can be obtained by simply making the replacement $m_N \rightarrow m_\tau$ in Eqs. (A.2)-(A.4).

b) *Pair-of- N annihilation to the same flavor charge leptons, W_R and Z_{LR} -exchanges*

The pair-annihilation process can take place through t- and u-channel W_R exchange, as well as s-channel Z_{LR} exchange. For the case of $N_{2,3}$, the final leptons are massless and the cross section is

$$\begin{aligned} \hat{\sigma}_{t+u}^{W_R, Z_{LR}}(NN \rightarrow \ell^+ \ell^-)(s) &= \frac{g^4}{12\pi M_{W_R}^4} \sqrt{s} (s - 4m_N^2)^{3/2} \\ &- \frac{g^4 (3 \cos 2\theta_W - 1) \sec^2 \theta_W \sec 2\theta_W}{192\pi M_{W_R}^2 M_{Z_{LR}}^2} \sqrt{s} (s - 4m_N^2)^{1/2} \left(s - 4m_N^2 + (s + 2m_N^2) \cos 2\theta_W \right) \\ &+ \frac{g^4 \sec^8 \theta_W}{3072\pi (1 - \tan^2 \theta_W)^2 M_{Z_{LR}}^4 s} \left[16 \cos^2 2\theta_W (2 \cos 2\theta_W - 1) \left((s - m_N^2)^3 - s^3 + m_N^6 \right) \right. \\ &\left. + (8 \cos 2\theta_W - 5 \cos 4\theta_W - 7) (m_N^2 - s) \left(\cos 4\theta_W (s + 2m_N^2) (2s + m_N^2) + 6m_N^4 - 9m_N^2 s + 6s^2 \right) \right] \end{aligned} \quad (\text{A.5})$$

For the case of N_1 , where the mass of τ in the final states cannot be neglected. Here the t-, u-channel interference is suppressed by the smallness of N_1 mass. The cross section is

$$\begin{aligned} \hat{\sigma}_{t+u}^{W_R, Z_{LR}}(NN \rightarrow \ell^+ \ell^-)(s) &= \frac{g^4}{12\pi M_{W_R}^4} \sqrt{s} (s - 4m_N^2)^{1/2} (s - m_\tau^2) \\ &- \frac{g^4}{96\pi M_{W_R}^2 M_{Z_{LR}}^2} \sqrt{s} (s - 4m_N^2)^{1/2} \left(3s - 6m_\tau^2 - (s - 4m_\tau^2) \sec 2\theta_W \right) \\ &+ \frac{g^4 \sec^2 \theta_W (m_\tau^2 - s)}{768\pi (1 - \tan^2 \theta_W)^2 M_{Z_{LR}}^4 s} \left[12(12 \cos 2\theta_W + 5(2 \cos 2\theta_W + \cos 4\theta_W + 2) \sec^6 \theta_W \right. \\ &\left. - 36)m_\tau^2 s + (8 \cos 2\theta_W - 5 \cos 4\theta_W - 7) \sec^2 \theta_W (1 + \tan^4 \theta_W) (2s^2 - m_\tau^2 s + 2m_\tau^4) \right] \end{aligned} \quad (\text{A.6})$$

c) *Pair-of- N annihilations to other fermions, Z_{LR} -exchange only.* The cross section of the pair-annihilation process can also take place through s-channel Z_{LR} exchange

$$\begin{aligned} \hat{\sigma}_{NN}^{Z_{LR}}(NN \rightarrow f' \bar{f}')(s) &= \frac{g^4 \sec^8 \theta_W}{9136\pi(1 - \tan^2 \theta_W)^2 M_{Z_{LR}}^4 s} \left[48 \cos^2 2\theta_W (8 \cos 2\theta_W - 1) \right. \\ &\times \left((s - m_N^2)^3 - s^3 + m_N^6 \right) - (32 \cos 2\theta_W + 53 \cos 4\theta_W + 63)(s - m_N^2) \\ &\times \left. \left(\cos 4\theta_W (s + 2m_N^2)(2s + m_N^2) + 6s^2 - 9m_N^2 s + 6m_N^4 \right) \right], \end{aligned} \quad (\text{A.7})$$

where f' is any fermion except for a charged lepton that couples to N and W_R (recall that the RH leptonic mixing is flavor diagonal, as discussed throughout the section sec. 3). For the case of N_1 , one can simply take the limit $m_N \rightarrow 0$.

B Effective Thermal Rates

The processes involving the inter-flavor pair annihilation of N 's via W_R are always subdominant and have been neglected. For $2 \rightarrow 2$ processes, the reaction rate weighted by thermal distribution is

$$\gamma(1, 2 \rightarrow a, b) \equiv \frac{T_\gamma}{64\pi^4} \int_{s_{min}}^{\infty} ds \hat{\sigma}(s) \sqrt{s} K_1 \left(\frac{\sqrt{s}}{T_\gamma} \right). \quad (\text{B.1})$$

Here, the photon temperature T_γ is used because the thermal averaged rates are for those particles within equilibrium with the photon and $s = \text{Min} \{ (m_1 + m_2)^2, (m_a + m_b)^2 \}$.

We name the reactions rates $\gamma_{N_i}^{W_R}$ for the sum of processes in a), $\gamma_{N_i N_i}^{W_R, Z_{LR}}$ for process b) and $\gamma_{N_i N_i}^{Z_{LR}}$ for process c) of the Appendix A. Here, we list the thermal reaction rates for single- N annihilations.

$$\begin{aligned} \gamma_{N_3}^{W_R} &= 2 \times \frac{3g^4 m_{N_2}^4 m_{N_3}^4 [K_2(z_\gamma m_{N_3}/m_{N_2}) + 5m_{N_2} K_3(z_\gamma m_{N_3}/m_{N_2})/(z_\gamma m_{N_3})]}{16\pi^5 M_{W_R}^4 z_\gamma^4}, \\ \gamma_{N_2}^{W_R} &= \gamma_{N_3}^{W_R}(m_{N_3} \rightarrow m_{N_2}), \quad \gamma_{N_1}^{W_R} = \gamma_{N_3}^{W_R}(m_{N_3} \rightarrow m_\tau), \end{aligned} \quad (\text{B.2})$$

where $z_\gamma = m_{N_2}/T_\gamma$ and the pre-factors 2 represent the contribution of charge conjugation processes.

In Fig. 7, we plot the the thermal averaged reaction rates for the processes that control the freeze out of N_1 and N_2 , for $M_{W_R} = 5 \text{ TeV}$, $m_{N_2} = 0.25 \text{ GeV}$. For the case of $N_{2,3}$, the single- N processes (with rate $\gamma_{N_{2,3}}^{W_R}$) always dominate. On the other hand, for N_1 , the single- N interaction receives the Boltzmann suppression due to the presence of τ lepton and become subdominant for temperature below 200 MeV.

In Fig. 1, we plot the the thermal averaged reaction rates that dominate the freeze out of N_1 and N_2 , for the same set of parameters as in Fig. 7. We also plot the Hubble expansion rate multiplied by the thermal number density of N_2 . Using the naive decoupling condition, $\gamma = nH$, we find the freeze out temperatures are $T_{f1} \sim 450 \text{ MeV}$ and $T_{f2} \sim 250 \text{ MeV}$, respectively. This difference makes the scenario, where N_1 freezes out before and N_2 after the QCD phase transition (the tilde on the nH curve), possible.

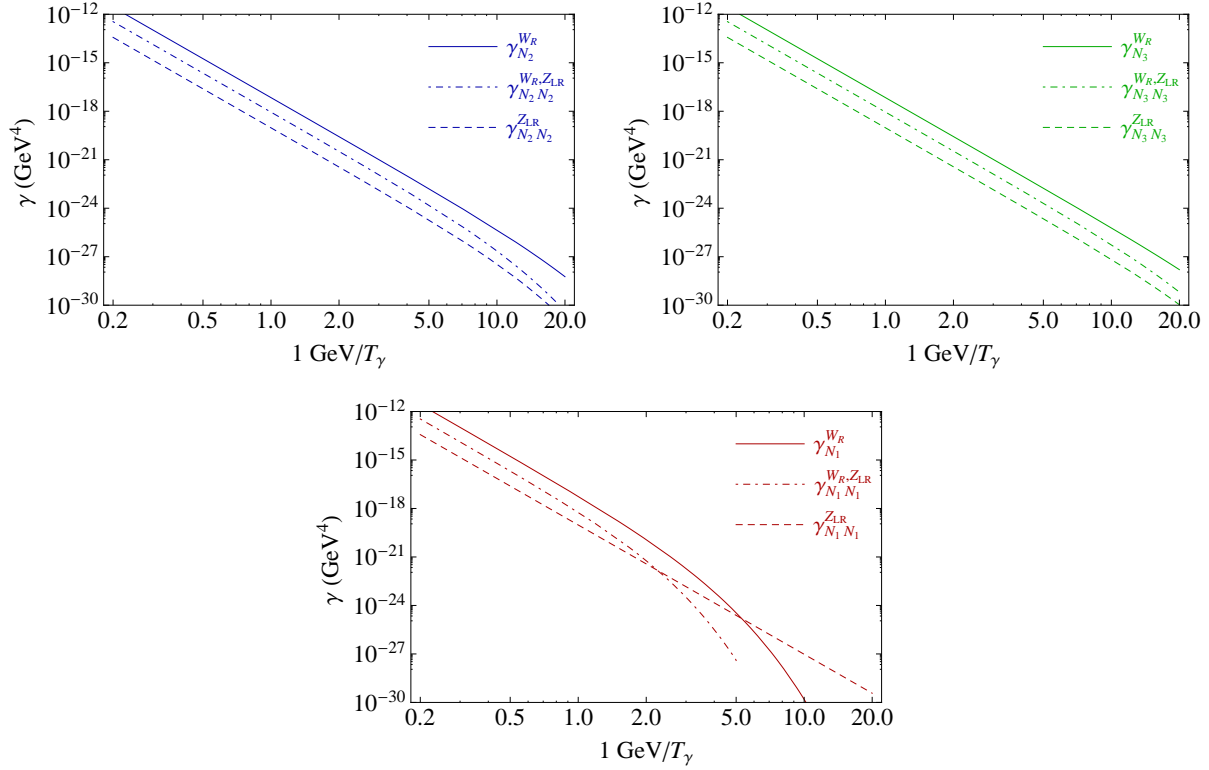


Figure 7. Thermal averaged reaction rates for the processes that controls the decoupling of N_1 (red), N_2 (blue) and N_3 (green), for parameters $M_{W_R} = 5$ TeV, $m_{N_2} = 0.25$ GeV, $m_{N_3} = 0.14$ GeV. For each N , the relative value of different rates does not depend on the choice of M_{W_R} .

References

- [1] J. C. Pati and A. Salam, “*Lepton Number as the Fourth Color*”, Phys. Rev. D **10** (1974) 275 [Erratum-ibid. D **11** (1975) 703].
- [2] R. N. Mohapatra and J. C. Pati, “*A Natural Left-Right Symmetry*”, Phys. Rev. D **11** (1975) 2558.
- [3] G. Senjanović and R. N. Mohapatra, “*Exact Left-Right Symmetry and Spontaneous Violation of Parity*”, Phys. Rev. D **12** (1975) 1502.
- [4] G. Senjanović, “*Spontaneous Breakdown of Parity in a Class of Gauge Theories*”, Nucl. Phys. B **153** (1979) 334.
- [5] P. Minkowski, “*Mu → E Gamma At A Rate Of One Out Of 1-Billion Muon Decays?*”, Phys. Lett. B **67** (1977) 421.
- [6] R. N. Mohapatra and G. Senjanović, “*Neutrino Mass And Spontaneous Parity Nonconservation*”, Phys.Rev.Lett. **44** (1980) 912.
- [7] S. Glashow, in *Quarks and Leptons, Cargèse 1979*, eds. M. Lévy. et al., (Plenum, 1980, New York);
- [8] M. Gell-Mann, P. Ramond, R. Slansky, proceedings of the *Supergravity Stony Brook Workshop*, New York, 1979, eds. P. Van Nieuwenhuizen, D. Freeman (North-Holland, Amsterdam);
- [9] T. Yanagida, proceedings of the *Workshop on Unified Theories and Baryon Number in the Universe*, Tsukuba, 1979, eds. A. Sawada, A. Sugamoto, KEK Report No. 79-18, Tsukuba.
- [10] W. -Y. Keung and G. Senjanović, “*Majorana Neutrinos And The Production Of The*

- Right-handed Charged Gauge Boson*, Phys. Rev. Lett. **50** (1983) 1427.
- [11] G. Racah, “*On the symmetry of particle and antiparticle*”, Nuovo Cim. **14** (1937) 322.
- [12] W. H. Furry, “*On transition probabilities in double beta-disintegration*”, Phys. Rev. **56** (1939) 1184.
- [13] See, e.g., G. Cvetič, C. Dib and C. S. Kim, “*Probing Majorana neutrinos in rare $\pi^+ \rightarrow e^+ e^+ \mu^- \nu$ decays*”, arXiv:1203.0573 [hep-ph] and references therein.
- [14] V. Tello, M. Nemevšek, F. Nesti, G. Senjanović and F. Vissani, “*Left-Right Symmetry: from LHC to Neutrinoless Double Beta Decay*”, Phys. Rev. Lett. **106** (2011) 151801 [arXiv:1011.3522 [hep-ph]].
- [15] M. Nemevšek, F. Nesti, G. Senjanović and V. Tello, “*Neutrinoless Double Beta Decay: Low Left-Right Symmetry Scale?*”, arXiv:1112.3061 [hep-ph].
- [16] G. Senjanović, “*Seesaw at LHC through Left - Right Symmetry*”, arXiv:1012.4104 [hep-ph].
- [17] G. Senjanović, “*Neutrino mass: From LHC to grand unification*”, Riv. Nuovo Cim. **034**, 1 (2011).
- [18] G. L. Fogli, E. Lisi, A. Marrone, A. Melchiorri, A. Palazzo, A. M. Rotunno, P. Serra, J. Silk and A. Slosar, “*Observables sensitive to absolute neutrino masses. 2.*”, Phys. Rev. **D78** (2008) 033010; [arXiv:0805.2517 [hep-ph]].
- [19] S. Hannestad, A. Mirizzi, G.G. Raffelt and Y.Y.Y. Wong, “*Neutrino and axion hot dark matter bounds after WMAP-7*”, JCAP **1008** (2010) 001. [arXiv:1004.0695 [astro-ph.CO]].
- [20] K. N. Abazajian, E. Calabrese, A. Cooray, F. De Bernardis, S. Dodelson, A. Friedland, G. M. Fuller and S. Hannestad *et al.*, “*Cosmological and Astrophysical Neutrino Mass Measurements*”, Astropart. Phys. **35** (2011) 177 [arXiv:1103.5083 [astro-ph.CO]].
- [21] F. Vissani, “*Signal of neutrinoless double beta decay, neutrino spectrum and oscillation scenarios*”, JHEP **9906** (1999) 022 [hep-ph/9906525].
- [22] H. Pagels and J. R. Primack, “*Supersymmetry, Cosmology and New TeV Physics*”, Phys. Rev. Lett. **48**, 223 (1982).
- [23] P. J. E. Peebles, “*Primeval Adiabatic Perturbations: Effect Of Massive Neutrinos*”, Astrophys. J. **258**, 415 (1982).
- [24] J. R. Bond, A. S. Szalay and M. S. Turner, “*Formation Of Galaxies In A Gravitino Dominated Universe*”, Phys. Rev. Lett. **48**, 1636 (1982).
- [25] K. A. Olive and M. S. Turner, “*Cosmological Bounds On The Masses Of Stable, Right-handed Neutrinos*”, Phys. Rev. D **25** (1982) 213.
- [26] S. Colombi, S. Dodelson and L. M. Widrow, “*Large scale structure tests of warm dark matter*”, Astrophys. J. **458**, 1 (1996) [astro-ph/9505029].
- [27] S. Dodelson and L. M. Widrow, “*Sterile-neutrinos as dark matter*”, Phys. Rev. Lett. **72**, 17 (1994) [hep-ph/9303287].
- [28] R. J. Scherrer and M. S. Turner, “*Decaying Particles Do Not Heat Up the Universe*”, Phys. Rev. D **31** (1985) 681.
- [29] See e.g. section 5.3 of E. W. Kolb and M. S. Turner, “*The Early universe*”, Addison-Wesley, Redwood City, 1990
- [30] T. Asaka, M. Shaposhnikov and A. Kusenko, “*Opening a new window for warm dark matter*”, Phys. Lett. B **638**, 401 (2006) [hep-ph/0602150].
- [31] F. Bezrukov, H. Hettmansperger and M. Lindner, “*keV sterile neutrino Dark Matter in gauge extensions of the Standard Model*”, Phys. Rev. D **81** (2010) 085032 [arXiv:0912.4415 [hep-ph]].

- [32] T. Asaka, S. Blanchet and M. Shaposhnikov, “*The nuMSM, dark matter and neutrino masses*”, Phys. Lett. B **631** (2005) 151 [hep-ph/0503065].
- [33] For a recent review, see A. Kusenko, “*Sterile neutrinos: The Dark side of the light fermions*”, Phys. Rept. **481**, 1 (2009) [arXiv:0906.2968 [hep-ph]], and references therein.
- [34] R. N. Mohapatra and G. Senjanović, “*Neutrino Masses And Mixings In Gauge Models With Spontaneous Parity Violation*”, Phys. Rev. D **23** (1981) 165.
- [35] Y. Zhang, H. An, X. Ji and R. N. Mohapatra, “*General CP Violation in Minimal Left-Right Symmetric Model and Constraints on the Right-Handed Scale*”, Nucl. Phys. B **802**, 247 (2008) [arXiv:0712.4218 [hep-ph]].
- [36] A. Maiezza, M. Nemevšek, F. Nesti and G. Senjanović, “*Left-Right Symmetry at LHC*”, Phys. Rev. D **82**, 055022 (2010) [arXiv:1005.5160 [hep-ph]].
- [37] M. Blanke, A. J. Buras, K. Gemmler and T. Heidsieck, “*Delta F = 2 observables and B → X_qγ decays in the Left-Right Model: Higgs particles striking back*”, JHEP **1203** (2012) 024 [arXiv:1111.5014 [hep-ph]].
- [38] M. Magg and C. Wetterich, “*Neutrino Mass Problem And Gauge Hierarchy*”, Phys. Lett. B **94** (1980) 61.
- [39] G. Lazarides, Q. Shafi and C. Wetterich, “*Proton Lifetime And Fermion Masses In An SO(10) Model*”, Nucl. Phys. B **181** (1981) 287.
- [40] G. Beall, M. Bander and A. Soni, “*Constraint on the Mass Scale of a Left-Right Symmetric Electroweak Theory from the K(L) K(S) Mass Difference*”, Phys. Rev. Lett. **48**, 848 (1982).
- [41] R. N. Mohapatra, G. Senjanovic and M. D. Tran, “*Strangeness Changing Processes And The Limit On The Right-handed Gauge Boson Mass*”, Phys. Rev. D **28** (1983) 546.
- [42] Y. Zhang, H. An, X. Ji and R. N. Mohapatra, “*Right-handed quark mixings in minimal left-right symmetric model with general CP violation*”, Phys. Rev. D **76**, 091301 (2007) [arXiv:0704.1662 [hep-ph]].
- [43] S. Chatrchyan *et al.* [CMS Collaboration], “*Search for Resonances in the Dijet Mass Spectrum from 7 TeV pp Collisions at CMS*”, Phys. Lett. B **704** (2011) 123 [arXiv:1107.4771 [hep-ex]].
- [44] S. Chatrchyan *et al.* [CMS Collaboration], “*Search for leptonic decays of W’ bosons in pp collisions at sqrt(s)=7 TeV*”, arXiv:1204.4764 [hep-ex].
- [45] G. Aad *et al.* [ATLAS Collaboration], “*Search for heavy neutrinos and right-handed W bosons in events with two leptons and jets in pp collisions at sqrt(s) = 7 TeV with the ATLAS detector*”, arXiv:1203.5420 [hep-ex].
- [46] The CMS Collaboration, “*Search for a heavy neutrino and right-handed W of the left-right symmetric model in pp collisions at sqrt(s) = 7 TeV*”, CMS-PAS-EXO-11-002.
- [47] M. Nemevšek, F. Nesti, G. Senjanović and Y. Zhang, “*First Limits on Left-Right Symmetry Scale from LHC Data*”, Phys. Rev. D **83**, 115014 (2011) [arXiv:1103.1627 [hep-ph]].
- [48] The ATLAS Collaboration, “*Search for high-mass dilepton resonances with 5 fb⁻¹ of pp collisions at sqrt(s) = 7 TeV with the ATLAS experiment*”, ATLAS-CONF-2012-007.
- [49] P. Langacker, “*Z’ Physics at the LHC*”, arXiv:0911.4294 [hep-ph].
- [50] [LEP and ALEPH and DELPHI and L3 and OPAL and LEP Electroweak Working Group and SLD Electroweak Group and SLD Heavy Flavor Group Collaborations], “*A Combination of preliminary electroweak measurements and constraints on the standard model*”, hep-ex/0312023.
- [51] M. S. Carena, A. Daleo, B. A. Dobrescu and T. M. P. Tait, “*Z’ gauge bosons at the Tevatron*”, Phys. Rev. D **70**, 093009 (2004) [hep-ph/0408098].
- [52] G. Cacciapaglia, C. Csaki, G. Marandella and A. Strumia, “*The Minimal Set of Electroweak*

- Precision Parameters*”, Phys. Rev. D **74**, 033011 (2006) [hep-ph/0604111].
- [53] G. Aad *et al.* [ATLAS Collaboration], “*Search for anomalous production of prompt like-sign muon pairs and constraints on physics beyond the Standard Model with the ATLAS detector*”, Phys. Rev. D **88**, 032004 (2012) [arXiv:1201.1091 [hep-ex]].
- [54] A. Melfo, M. Nemevšek, F. Nesti, G. Senjanović and Y. Zhang, “*Type II Seesaw at LHC: The Roadmap*”, Phys. Rev. D **85** (2012) 055018 [arXiv:1108.4416 [hep-ph]].
- [55] V. M. Abazov *et al.* [D0 Collaboration], “*Search for doubly-charged Higgs boson pair production in $p\bar{p}$ collisions at $\sqrt{s} = 1.96$ TeV*”, Phys. Rev. Lett. **108** (2012) 021801 [arXiv:1106.4250 [hep-ex]].
- [56] A. Pierce and J. Thaler, “*Natural Dark Matter from an Unnatural Higgs Boson and New Colored Particles at the TeV Scale*”, JHEP **0708**, 026 (2007) [hep-ph/0703056 [HEP-PH]].
- [57] G. Abbiendi *et al.* [OPAL Collaboration], “*Search for anomalous production of dilepton events with missing transverse momentum in e^+e^- collisions at $s^{*(1/2)} = 183$ -GeV to 209-GeV*”, Eur. Phys. J. C **32** (2004) 453 [hep-ex/0309014].
- [58] K. Abazajian, G. M. Fuller and W. H. Tucker, “*Direct detection of warm dark matter in the X-ray*”, Astrophys. J. **562**, 593 (2001) [astro-ph/0106002].
- [59] T. G. Rizzo and G. Senjanović, “*Can There Be Low Intermediate Mass Scales in Grand Unified Theories?*”, Phys. Rev. Lett. **46** (1981) 1315.
- [60] For a recent discussion, see: S. Bertolini, L. Di Luzio and M. Malinsky, “*Seesaw Scale in the Minimal Renormalizable $SO(10)$ Grand Unification*”, arXiv:1202.0807 [hep-ph], and references therein.
- [61] A. Y. Smirnov and R. Zukanovich Funchal, “*Sterile neutrinos: Direct mixing effects versus induced mass matrix of active neutrinos*”, Phys. Rev. D **74**, 013001 (2006) [hep-ph/0603009].
- [62] A. Boyarsky, O. Ruchayskiy and M. Shaposhnikov, “*The Role of sterile neutrinos in cosmology and astrophysics*”, Ann. Rev. Nucl. Part. Sci. **59**, 191 (2009) [arXiv:0901.0011 [hep-ph]].
- [63] S. Tremaine and J. E. Gunn, “*Dynamical Role of Light Neutral Leptons in Cosmology*”, Phys. Rev. Lett. **42** (1979) 407.
- [64] A. Boyarsky, O. Ruchayskiy and D. Iakubovskiy, “*A Lower bound on the mass of Dark Matter particles*”, JCAP **0903**, 005 (2009) [arXiv:0808.3902 [hep-ph]].
- [65] D. Gorbunov, A. Khmelnitsky and V. Rubakov, “*Constraining sterile neutrino dark matter by phase-space density observations*”, JCAP **0810**, 041 (2008) [arXiv:0808.3910 [hep-ph]].
- [66] G. C. Branco and G. Senjanović, “*The Question Of Neutrino Mass*”, Phys. Rev. D **18**, 1621 (1978).
- [67] G. Raffelt and D. Seckel, “*Bounds on Exotic Particle Interactions from SN 1987a*”, Phys. Rev. Lett. **60** (1988) 1793.
- [68] R. Barbieri and R. N. Mohapatra, “*Limits On Right-handed Interactions From Sn1987a Observations*”, Phys. Rev. D **39**, 1229 (1989).
- [69] R. Barbieri and A. Dolgov, “*Neutrino oscillations in the early universe*”, Nucl. Phys. B **349**, 743 (1991).
- [70] K. Enqvist, K. Kainulainen and J. Maalampi, “*Refraction And Oscillations Of Neutrinos In The Early Universe*”, Nucl. Phys. B **349**, 754 (1991).
- [71] X. -D. Shi and G. M. Fuller, “*A New dark matter candidate: Nonthermal sterile neutrinos*”, Phys. Rev. Lett. **82**, 2832 (1999) [astro-ph/9810076].
- [72] K. Abazajian, G. M. Fuller and M. Patel, “*Sterile neutrino hot, warm, and cold dark matter*”, Phys. Rev. D **64**, 023501 (2001) [astro-ph/0101524].

- [73] D. Boyanovsky and C. M. Ho, “*Sterile neutrino production via active-sterile oscillations: The Quantum Zeno effect*”, JHEP **0707**, 030 (2007) [hep-ph/0612092].
- [74] See e.g. formula (4.18) of [29]. Notice the cancellation of (large) numerical factors.
- [75] A. Ferrari, J. Collot, M-L. Andrieux, B. Belhorma, P. de Saintignon, J-Y. Hostachy, P. Martin and M. Wielers, “*Sensitivity study for new gauge bosons and right-handed Majorana neutrinos in pp collisions at $s = 14\text{-TeV}$* ”, Phys. Rev. D **62** (2000) 013001.
- [76] S. N. Gninenko, M. M. Kirsanov, N. V. Krasnikov and V. A. Matveev, “*Detection of heavy Majorana neutrinos and right-handed bosons*”, Phys. Atom. Nucl. **70** (2007) 441.
- [77] U. Seljak, A. Makarov, P. McDonald and H. Trac, “*Can sterile neutrinos be the dark matter?*”, Phys. Rev. Lett. **97**, 191303 (2006) [astro-ph/0602430].
- [78] A. Boyarsky, J. Lesgourgues, O. Ruchayskiy and M. Viel, “*Lyman-alpha constraints on warm and on warm-plus-cold dark matter models*”, JCAP **0905**, 012 (2009) [arXiv:0812.0010 [astro-ph]].
- [79] H. J. de Vega and N. G. Sanchez, “*Model independent analysis of dark matter points to a particle mass at the keV scale*”, Mon. Not. Roy. Astron. Soc. **404** (2010) 885 [arXiv:0901.0922 [astro-ph.CO]].
- [80] N. Menci, F. Fiore and A. Lamastra, “*Galaxy Formation in WDM Cosmology*”, arXiv:1201.1617 [astro-ph.CO].
- [81] C. Destri, H. J. de Vega and N. G. Sanchez, “*Fermionic warm dark matter produces galaxy cores in the observed scales*”, arXiv:1204.3090 [astro-ph.CO].
- [82] E. Komatsu *et al.* [WMAP Collaboration], “*Five-Year Wilkinson Microwave Anisotropy Probe (WMAP) Observations: Cosmological Interpretation*”, Astrophys. J. Suppl. **180**, 330 (2009) [arXiv:0803.0547 [astro-ph]].
- [83] J. R. Bond, G. Efstathiou and J. Silk, “*Massive Neutrinos and the Large Scale Structure of the Universe*”, Phys. Rev. Lett. **45**, 1980 (1980).
- [84] M. Srednicki, R. Watkins and K. A. Olive, “*Calculations of Relic Densities in the Early Universe*”, Nucl. Phys. B **310** (1988) 693.
- [85] T. Nagano and M. Yamaguchi, “*Late time entropy production and relic abundances of neutralinos*”, Phys. Lett. B **438**, 267 (1998) [hep-ph/9805204].
- [86] M. Kawasaki, K. Kohri and N. Sugiyama, “*MeV scale reheating temperature and thermalization of neutrino background*”, Phys. Rev. D **62**, 023506 (2000) [astro-ph/0002127].
- [87] E. Komatsu *et al.* [WMAP Collaboration], Astrophys. J. Suppl. **192**, 18 (2011) [arXiv:1001.4538 [astro-ph.CO]].
- [88] B. A. Reid, L. Verde, R. Jimenez and O. Mena, “*Robust Neutrino Constraints by Combining Low Redshift Observations with the CMB*”, JCAP **1001**, 003 (2010) [arXiv:0910.0008 [astro-ph.CO]].
- [89] A. Strumia and F. Vissani, “*Neutrino masses and mixings and...*”, hep-ph/0606054.
- [90] G. M. Fuller, C. T. Kishimoto and A. Kusenko, “*Heavy sterile neutrinos, entropy and relativistic energy production, and the relic neutrino background*”, arXiv:1110.6479 [astro-ph.CO].
- [91] S. Hannestad, “*What is the lowest possible reheating temperature?*”, Phys. Rev. D **70**, 043506 (2004) [astro-ph/0403291].
- [92] O. Ruchayskiy and A. Ivashko, “*Restrictions on the lifetime of sterile neutrinos from primordial nucleosynthesis*”, arXiv:1202.2841 [hep-ph].
- [93] J. B. Rehm and K. Jedamzik, “*Limits on cosmic matter - antimatter domains from big bang*”

- nucleosynthesis*”, Phys. Rev. D **63** (2001) 043509 [astro-ph/0006381].
- [94] G. Feinberg, M. Goldhaber, “*Microscopic tests of symmetry principles*”, Proc. Nat. Ac. Sci. USA **45** (1959) 1301.
- [95] B. Pontecorvo, “*Superweak interactions and double beta decay*”, Phys. Lett. **B26** (1968) 630.
- [96] J. Chakraborty, H. Z. Devi, S. Goswami and S. Patra, “*Neutrinoless double- β decay in TeV scale Left-Right symmetric models*”, arXiv:1204.2527 [hep-ph].
- [97] J. Barry, L. Dorame and W. Rodejohann, “*Linear Collider Test of a Neutrinoless Double Beta Decay Mechanism in left-right Symmetric Theories*”, arXiv:1203.3365 [hep-ph].
- [98] W. Rodejohann, “*Neutrino-less Double Beta Decay and Particle Physics*”, Int. J. Mod. Phys. E **20** (2011) 1833 [arXiv:1106.1334 [hep-ph]].
- [99] J. J. Gomez-Cadenas, J. Martin-Albo, M. Mezzetto, F. Monrabal and M. Sorel, “*The Search for neutrinoless double beta decay*”, Riv. Nuovo Cim. **35**, 29 (2012) [arXiv:1109.5515 [hep-ex]].
- [100] D. Gorbunov and M. Shaposhnikov, “*How to find neutral leptons of the nuMSM?*”, JHEP **0710**, 015 (2007) [arXiv:0705.1729 [hep-ph]].
- [101] A. Atre, T. Han, S. Pascoli and B. Zhang, “*The Search for Heavy Majorana Neutrinos*”, JHEP **0905**, 030 (2009) [arXiv:0901.3589 [hep-ph]].
- [102] M. Mitra, G. Senjanović and F. Vissani, “*Neutrinoless Double Beta Decay and Heavy Sterile Neutrinos*”, Nucl. Phys. B **856**, 26 (2012) [arXiv:1108.0004 [hep-ph]].
- [103] Y. F. Li and Z. -z. Xing, “*Possible Capture of keV Sterile Neutrino Dark Matter on Radioactive β -decaying Nuclei*”, Phys. Lett. B **695**, 205 (2011) [arXiv:1009.5870 [hep-ph]].
- [104] Y. F. Li and Z. -Z. Xing, “*Captures of Hot and Warm Sterile Antineutrino Dark Matter on EC-decaying Ho-163 Nuclei*”, JCAP **1108**, 006 (2011) [arXiv:1104.4000 [astro-ph.CO]].
- [105] H. J. de Vega, O. Moreno, E. M. de Guerra, M. R. Medrano and N. G. Sanchez, “*Search of keV Sterile Neutrino Warm Dark Matter in the Rhenium and Tritium beta decays*”, arXiv:1109.3452 [hep-ph].
- [106] J. Chakraborty, J. Gluza, R. Sevilano and R. Szafron, “*Left-right symmetry at LHC and precise 1-loop low energy data*”, arXiv:1204.0736 [hep-ph].
- [107] P. A. R. Ade *et al.* [Planck Collaboration], “*Planck Early Results XVIII: The power spectrum of cosmic infrared background anisotropies*”, Astron. Astrophys. **536** (2011) A18 [arXiv:1101.2028 [astro-ph.CO]].
- [108] S. Das, B. D. Sherwin, P. Aguirre, J. W. Appel, J. R. Bond, C. S. Carvalho, M. J. Devlin and J. Dunkley *et al.*, “*Detection of the Power Spectrum of Cosmic Microwave Background Lensing by the Atacama Cosmology Telescope*”, Phys. Rev. Lett. **107** (2011) 021301 [arXiv:1103.2124 [astro-ph.CO]].
- [109] R. Keisler, C. L. Reichardt, K. A. Aird, B. A. Benson, L. E. Bleem, J. E. Carlstrom, C. L. Chang and H. M. Cho *et al.*, “*A Measurement of the Damping Tail of the Cosmic Microwave Background Power Spectrum with the South Pole Telescope*”, Astrophys. J. **743** (2011) 28 [arXiv:1105.3182 [astro-ph.CO]].
- [110] J. -M. Frere, T. Hambye and G. Vertongen, “*Is leptogenesis falsifiable at LHC?*”, JHEP **0901**, 051 (2009) [arXiv:0806.0841 [hep-ph]].