

Hadronic Transport Coefficients from Effective Field Theories

Juan M. Torres-Rincon

under the supervision of
Dr. Antonio Dobado González and
Dr. Felipe J. Llanes-Estrada

A dissertation submitted in partial fulfillment of the requirements for
the Degree of Doctor of Philosophy in Physics.

Facultad de Ciencias Físicas
Madrid, April 2012



UNIVERSIDAD COMPLUTENSE
MADRID

Acknowledgements

I would like to dedicate a few lines in order to express my gratitude to all those people who have contributed in some way to complete this dissertation during the last years.

To begin with, I would like to thank my supervisors Dr. Antonio Dobado and Dr. Felipe J. Llanes-Estrada, who not only gave me the guidance and support throughout this thesis, but also their critical thinking, physical intuition and experience which will accompany me in my future.

My feelings of gratitude extend to all the staff of the department “Física Teórica I”, who provided me a nice workplace and the needed tools to properly conclude this work. I am also grateful for the economical support of the FPU program from the Spanish Ministry of Education. I would like to thank Nastassja Herbst for a merciless correction of errata in this manuscript. Hopefully, she will have understood the concept of a “relativistic heavy ion collision”.

I am indebted to many people with whom I have discussed about physics, with the help of whom I have increased my personal background in the field and shaped the content of this thesis. Among all of them, I want to thank Luciano Abreu, Anton Andronic, Daniel Cabrera, Dany Davesne, Daniel Fernández Fraile, Ángel Gómez Nicola, Pedro Ladrón de Guevara, Eiji Nakano, José Ramón Peláez and the researchers working at the GSI Helmholtzzentrum für Schwerionenforschung (Darmstadt) during my short research stay there in 2010: Vincent Pangon, Vladimir Skokov and especially to Profs. Bengt Friman and Jochen Wambach.

Not only the exchange of ideas is needed to complete such a research project but also a pleasant working atmosphere. For this reason, I also want to thank all my colleagues, comrades and friends in the Physics Department with whom I shared a lot of working days but also many hours of amusement and entertainment.

Finally, I wish to end these lines by heartily acknowledge my sister Judit and my parents Juan Miguel and Soledad for their support and for giving me the opportunity to reach this stage of my professional life.

List of publications

The following articles have been published in the context of this dissertation:

- **η/s and phase transitions.** A. Dobado, F.J. Llanes-Estrada and J.M. Torres-Rincon. *Phys.Rev.D* 79,014002 (2009)
- **Minimum of η/s and the phase transition of the linear sigma model in the large- N limit.** A. Dobado, F.J. Llanes-Estrada and J.M. Torres-Rincon. *Phys.Rev.D* 80,114015 (2010)
- **Heavy quark fluorescence.** F.J. Llanes-Estrada and J.M. Torres-Rincon, *Phys.Rev.Lett.* 105,022003 (2010)
- **Bulk viscosity and energy-momentum correlations in high energy hadron collisions.** A. Dobado, F.J. Llanes-Estrada and J.M. Torres-Rincon. Accepted in *Eur.Phys.J.C*
- **Bulk viscosity of low temperature strongly interacting matter.** A. Dobado, F.J. Llanes-Estrada and J.M. Torres-Rincon. *Phys.Lett.B* 702,43 (2011)
- **Charm diffusion in a pion gas implementing unitarity, chiral and heavy quark symmetries.** L. Abreu, D. Cabrera, F.J. Llanes-Estrada and J.M. Torres-Rincon. *Ann. Phys.* 326, 2737 (2011)

The author has also contributed to the following conference proceedings:

- **Heat conductivity of a pion gas.** A. Dobado, F.J. Llanes-Estrada and J.M. Torres Rincon. Proceedings of QNP2006. Berlin. Springer. (2007)
- **The Status of the KSS bound and its possible violations: How perfect can a fluid be?** A. Dobado, F.J. Llanes-Estrada and J.M. Torres Rincon. *AIP Conf. Proc.* 1031,221-231 (2008)
- **η/s is critical (at phase transitions).** A. Dobado, F.J. Llanes-Estrada and J.M. Torres-Rincon. *AIP Conf. Proc.* 1116,421-423 (2009)

- **Brief introduction to viscosity in hadron physics.** A. Dobado, F.J. Llanes-Estrada and J.M. Torres-Rincon. *AIP Conf. Proc.* 1322,11-18 (2010)
- **Viscosity near phase transitions.** A. Dobado, F.J. Llanes-Estrada and J.M. Torres-Rincon. Gribov-80 Memorial Volume. World Scientific (2011)
- **Bulk viscosity of a pion gas.** A. Dobado and J.M. Torres-Rincon. *AIP Conf.Proc.* 1343, 620 (2011)
- **Franck-Condon principle applied to heavy quarkonium.** J.M. Torres-Rincon. *AIP Conf.Proc.* 1343, 633 (2011)
- **Coulomb gauge and the excited hadron spectrum.** F.Llanes-Estrada, S.R. Cotanch, T. van Cauteren, J.M. Torres-Rincon, P. Bicudo and M. Cardoso. *Fizika B* 20, 63-74 (2011)
- **Transport coefficients of a unitarized pion gas.** J.M Torres-Rincon. To appear in *Prog. Part. Nucl. Phys.* (2012)

Contents

Acknowledgements	i
List of publications	iii
1 Relativistic Heavy Ion Collisions	1
1.1 Introduction	1
1.2 Variables of a heavy-ion collision	2
1.2.1 Initial state variables	2
1.2.2 Variables in the final state	3
1.3 Multiplicity distribution	6
1.3.1 Centrality classes	6
1.3.2 Initial conditions: Glauber theory	7
1.4 Energy and entropy densities	9
1.5 Hanbury-Brown-Twiss interferometry	11
1.6 Particle thermal spectra	13
1.6.1 Radial flow and freeze-out temperature	15
1.7 Collective flow and viscosities	16
1.7.1 Flow coefficients	17
1.7.2 Experimental measurement	18
1.7.3 Viscous hydrodynamic simulations	22
1.7.4 Extraction of η/s	23
1.7.5 Bulk viscosity effects	24
2 Boltzmann-Uehling-Uhlenbeck	
Equation	31
2.1 Distribution functions and BBGKY hierarchy	31
2.1.1 Classical description	31
2.2 Kinetic equation	33
2.2.1 Wigner function	34
2.3 Chapman-Enskog expansion	35
2.3.1 Left-hand side of the BUU equation	38

2.4	Conditions of fit	40
3	Shear Viscosity and KSS Coefficient	43
3.1	Shear viscosity	43
3.1.1	Integration measure	45
3.2	KSS coefficient	49
3.2.1	η/s in QGP and deconfined phase transition	54
4	Bulk Viscosity	59
4.1	Irrelevance of inelastic pion scattering	60
4.2	Kinetic theory calculation of ζ	61
4.2.1	Zero modes and Fredholm's alternative	64
4.2.2	Bulk viscosity and conditions of fit	64
4.3	ζ/s in perturbative QGP	66
5	Thermal and Electrical Conductivities	69
5.1	Thermal conductivity	69
5.1.1	Heat flow and Fourier's law	70
5.1.2	Integration measure	72
5.2	Electrical conductivity	78
6	Bhatnagar-Gross-Krook or Relaxation Time Approximation	83
6.1	Energy-independent RTA	84
6.2	Quadratic <i>ansatz</i>	87
7	Strangeness Diffusion	91
7.1	Mixed hadron gas with pions and kaons	91
7.2	Diffusion equation	92
7.3	Scattering amplitude from $SU(3)$ IAM	96
7.4	Diffusion coefficient	96
8	Charm Diffusion	99
8.1	D-meson spectrum	100
8.2	Fokker-Planck equation	101
8.3	Effective Lagrangian with ChPT and HQET	104
8.3.1	$D - \pi$ tree-level scattering amplitudes	106
8.3.2	On-shell unitarization	109
8.4	Results	112
8.4.1	Low-energy constants and cross sections	112
8.4.2	Diffusion and drag coefficients	115

9	Linear Sigma Model and Phase Transitions	125
9.1	$\mathcal{L}\sigma\mathcal{M}$ Lagrangian and effective potential at finite temperature	125
9.1.1	Spontaneous symmetry breaking at $T = 0$	126
9.1.2	Auxiliary field method	129
9.2	Effective potential at $T \neq 0$	130
9.3	Scattering amplitude	136
9.4	Shear viscosity over entropy density	137
9.4.1	Validity of transport equation	139
10	Measurement of the Bulk Viscosity	141
10.1	Fluctuations and correlations of the stress-energy tensor	141
10.1.1	Local rest frame	142
10.1.2	Boosted fluid element	145
10.2	Kinematic cuts	148
	Conclusions	153
A	Relativistic Hydrodynamics	157
A.1	Ideal hydrodynamics	157
A.2	Viscous hydrodynamics	158
A.3	Microscopic relations	161
B	Unitarized Chiral Perturbation Theory	163
B.1	$SU(2)$ ChPT Lagrangian at $\mathcal{O}(p^4)$	164
B.1.1	$\pi - \pi$ scattering	165
B.2	Meson-meson scattering in $SU(3)$ ChPT at $\mathcal{O}(p^4)$	167
B.3	Problem of unitarity	168
B.4	Inverse amplitude method	168
C	Moments of the Distribution Function	173
D	Second-Order Relativistic Fluid Dynamics	177
E	Langevin Equation for Charm Diffusion	181
F	Numerical Evaluation of the Collision Integral	189
F.1	VEGAS	191
	Bibliography	193
	Index	203
	Glossary	207

Es ist nicht genug zu wissen, man muß auch anwenden.

Es ist nicht genug zu wollen, man muß auch tun.

J.W. von Goethe (Wilhelm Meisters Wanderjahre)

Chapter 1

Relativistic Heavy Ion Collisions

In this chapter we will motivate the study of transport coefficients in hadronic matter, their relevance in relativistic heavy-ion collisions and its importance within theoretical and experimental high energy physics. Afterwards, we will define the fundamental properties and variables that characterize a relativistic heavy-ion collision. We will discuss a typical heavy-ion collision taking place at the Relativistic Heavy Ion Collider (RHIC) or at the Large Hadron Collider (LHC). We start by describing the collision variables and the observables relevant to extract the transport coefficients.

1.1 Introduction

A large number of studies in high energy physics focus on the analysis of the ultimate components of matter and how they interact. Quantum chromodynamics describes rather well the interactions between quarks and gluons. Also the hadronic degrees of freedom are expected to be well described by QCD, although a rigorous analytical way for obtaining the hadronic formulation from the QCD Lagrangian is still lacking. In terms of quarks and gluons or in terms of hadrons, collective phenomena of these components have attracted a great interest in the field. One of the reasons is that the details of the collective behaviour eventually describe the phase diagram of QCD. Quarks and gluons lie on the high temperature and density part of the phase diagram. In the opposite limit, hadrons are the relevant degrees of freedom. Some other possible phases may exist but we are not concerned about them in this dissertation.

The phase diagram has been widely studied and its aspect is well established within the physics community. However, from the experimental point of view, very little is known about it. The experimental way of accessing the properties of the QCD phase diagram is through relativistic heavy-ion collisions, where a couple of nuclei are boosted at relativistic velocities, and collided in order to break their internal structure finally producing a large number of products. The experimental effort to produce such a collision is impressive. One should take into account that the size of the incoming nuclei is of the order of Fermis, and so is the typical reaction time. Moreover, the final state of the collision is composed by hundreds (or even thousands) of particles from which we can only measure their energy and momenta. The work to provide a single

conclusion about the hadron dynamics from this information is immense.

The entire phase diagram is of physical interest: the phase boundary, the critical end-point or the new exotic phases. In particular, the zone at zero baryonic chemical potential is of great relevance. It is accepted that the early structure of the Universe has cooled down through this zone, after the Big Bang explosion. The recreation of this stage at the experimental facilities is of huge interest in order to get some information about the primordial structure of the Universe and its composition.

It is not difficult to accept that non-equilibrium phenomena play an important role in such heavy-ion collisions. During the fireball expansion there exist both chemical and thermal non-equilibrium. Pressure, temperature and momentum gradients are also present from the very beginning of the collision. That makes the non-equilibrium physics a decisive tool in order to understand the processes appearing in the fireball expansion. The presence of these gradients, together with the existence of conserved quantities in the medium imply the manifestation of the transport coefficients, that control the relaxation process towards equilibrium.

The interest of this dissertation, is to theoretically access to these transport coefficients in order to gain more insight of the non-equilibrium properties of the hadronic medium created in these relativistic heavy-ion collisions.

1.2 Variables of a heavy-ion collision

We will review the fundamental variables used to characterize a relativistic heavy-ion collision. These variables include those belonging to the initial state, namely the two colliding protons or nuclei and the kinematic variables related to the final particle yield that is detected in an experimental facility.

1.2.1 Initial state variables

Consider one nucleus colliding with another in the laboratory frame. Each projectile can be as simple as a single proton or as complex as a gold or lead nucleus. The relevant variables that define the initial stage of the collision are:

- The mass number A or the number of nucleons inside the nucleus. For proton-proton (p+p) collision $A = 1$ but it can be as large as $A = 208$ for a lead-lead (Pb+Pb) collision at the LHC.
- The CM energy of the collision \sqrt{s} . This CM energy can be given per nucleon or as the total energy of the collision. For p+p collisions at the LHC this energy has been risen up in the early stages of the facility from the value $\sqrt{s} = 0.9$ TeV up to the higher energy of $\sqrt{s} = 7$ TeV. For Pb+Pb collisions the typical CM energy per nucleon at LHC is $\sqrt{s_{NN}} = 2.76$ TeV.
- z -axis. Defined by the collision axis. At the moment of the impact, the momenta of the two nuclei are oriented with along this collision axis.

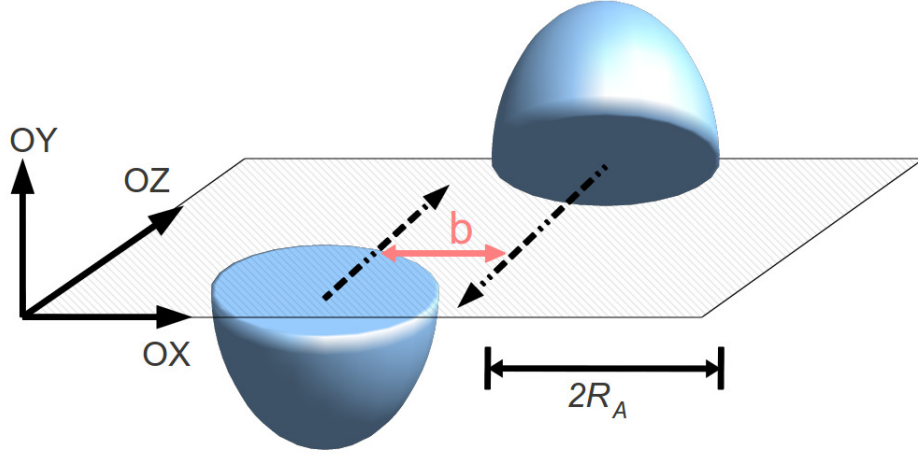


Figure 1.1: Position of the collision axis (OZ), the impact parameter (b) and the reaction plane (generated by the OX and OZ axes) of a nucleus-nucleus collision.

- Impact parameter \mathbf{b} . Defined as the vector pointing from the geometrical center of one nucleus to the center of the other at the moment of collision. The direction of \mathbf{b} defines the x -axis of the collision. The modulus of the impact parameter vector can go from zero (central collision) to twice the nuclear radius (ultraperipheral collision). The nuclear radius is given by the simple formula $R = 1.2A^{1/3}$ fm.
- Reaction plane: The plane generated by the collision axis and \mathbf{b} , i.e. the OXZ plane. The impact parameter and the reaction plane are not known *a priori* and they vary from event to event.

A schematical view of the geometrical variables that we have defined is shown in Fig. 1.1.

1.2.2 Variables in the final state

Due to the huge amount of degrees of freedom (thousands of detected particles), the number of variables in the final state are larger than those for the initial state. We start by distinguishing between the kinematic variables of a fluid element (or fluid cell) and variables corresponding to a given particle in the fluid element [Hei04]. We will use velocity variables u^0, u^i (see Appendix A for the definitions) for those characterizing the fluid element, and momentum variables \mathbf{p} , and energy p_0 for those that belong to a single particle. In case the momentum or the energy of the fluid element is needed we will denote them with capital letters, \mathbf{P} and P^0 , respectively.

The fluid we are analyzing is a nuclear fireball expanding from the collision point. Taking a space-time point x , we separate its components into the direction perpendic-

ular to the collision beam $\mathbf{x}_\perp = (x, y)$ and the z axis along the collision beam:

$$x \equiv x^\mu = (t, \mathbf{x}_\perp, z) . \quad (1.1)$$

We consider the infinitesimal volume of the fluid element centered at x , composed of a swarm of particles. The total energy of the fluid element $P^0(x)$ is the sum of all the individual energies of the particles contained in this volume. The same prescription is also applied to the total three-momentum $\mathbf{P}(x)$. Using these two variables one can construct the velocity of the fluid element as $\mathbf{v}(x) = \mathbf{P}(x)/P^0(x)$. The velocity field can be decomposed into the transverse plane of the collision $v_\perp(x)$ (transverse flow) and in a component along the collision axis $v_z(x)$ (longitudinal flow).

The four-velocity field of the fluid element is constructed from $\mathbf{v}(x)$ as:

$$u^\mu(x) = \gamma(x) (1, \mathbf{v}(x)) , \quad (1.2)$$

with $\gamma(x) = 1/\sqrt{1 - \mathbf{v}(x)^2}$.

A relativistic particle of mass m escapes from the heavy-ion collision with momentum \mathbf{p} and on-shell energy $E_p = \sqrt{m^2 + p^2}$. The momentum of the particle has the same decomposition in the transverse plane and along the collision axis. The former is called transverse momentum \mathbf{p}_\perp (sometimes denoted in the literature as \mathbf{p}_T) and the later is the longitudinal momentum p_z . The angle between these two components is the polar angle θ and it can be directly measured in the experiment. The angle between \mathbf{p}_\perp and the x -axis is called the azimuthal angle ϕ .

In practice, in order to describe the longitudinal boost of the particle, the p_z variable is inconvenient because it transforms non linearly under a Lorentz transformation. For this reason, a new variable called rapidity¹ y_p is introduced:

$$y_p = \frac{1}{2} \log \left(\frac{E_p + p_z}{E_p - p_z} \right) . \quad (1.3)$$

The inverse transformation reads:

$$E_p = m_\perp \cosh y_p, \quad p_z = m_\perp \sinh y_p , \quad (1.4)$$

where m_\perp is the transverse “mass”

$$m_\perp = \sqrt{m^2 + p_\perp^2} . \quad (1.5)$$

Analogous formulae can be defined for the fluid element’s rapidity Y :

$$Y = \frac{1}{2} \log \left(\frac{1 + v_z}{1 - v_z} \right) , \quad (1.6)$$

and the inverse relation to obtain the longitudinal velocity of the fluid element:

$$v_z = \tanh Y . \quad (1.7)$$

¹This variable should be called “longitudinal rapidity” but we follow common usage as there will be no ambiguity.

In the nonrelativistic limit velocities and rapidities coincide, $v_z \rightarrow Y$. However in the ultrarelativistic limit $v_z \rightarrow 1$, while the rapidities go to infinity.

The transformation law of the rapidity under a Lorentz boost is simply additive:

$$y_{LAB} = y_{CM} + Y, \quad (1.8)$$

where y_{LAB} is the rapidity seen in the laboratory frame and y_{CM} is the rapidity seen in the CM of the fluid cell.

Note that the four-velocity of the fluid element admits the following parametrization:

$$u^\mu = \gamma_\perp (\cosh Y, \mathbf{v}_\perp, \sinh Y), \quad (1.9)$$

where

$$\gamma_\perp \equiv \frac{1}{\sqrt{1 - v_\perp^2}}. \quad (1.10)$$

It is evident that the relativistic normalization holds $u_\mu u^\mu = 1$.

The four-momentum of a particle can be analogously written as

$$p^\mu = (m_\perp \cosh y_p, \mathbf{p}_\perp, m_\perp \sinh y_p), \quad (1.11)$$

with the standard relativistic normalization $p_\mu p^\mu = m^2$.

The use of the rapidity variable requires to have the particle well identified because it explicitly depends on its mass. However, the identification of a particle is always done *a posteriori*, after all the kinematic variables have been extracted from the collision. Therefore it is desirable to use a new variable that only contains geometrical information, without knowing the nature of the particle. For this reason, one often introduces the concept of pseudorapidity η_p . It is defined as

$$\eta_p = \frac{1}{2} \log \left(\frac{p + p_z}{p - p_z} \right), \quad (1.12)$$

with $p = \sqrt{\mathbf{p}_\perp^2 + p_z^2}$. The inverse transformation reads

$$p = p_\perp \cosh \eta_p, \quad p_z = p_\perp \sinh \eta_p. \quad (1.13)$$

This variable can be extracted from the particle track geometry without any information of its mass because the particle pseudorapidity can be related with the polar emission angle as

$$\eta_p = \frac{1}{2} \log \left(\frac{1 + \cos \theta}{1 - \cos \theta} \right) = \log \left(\cot \frac{\theta}{2} \right). \quad (1.14)$$

It is easy to check that in the ultrarelativistic limit the rapidity and pseudorapidity coincide. The general relation between these two variables is [LR02]:

$$\eta_p = \frac{1}{2} \log \left(\frac{\sqrt{m_\perp^2 \cosh^2 y_p - m^2} + m_\perp \sinh y_p}{\sqrt{m_\perp^2 \cosh^2 y_p - m^2} - m_\perp \sinh y_p} \right). \quad (1.15)$$

The same set of equations can be derived for the pseudorapidity of the fluid cell, that we will denote by η . Table 1.1 summarizes the notation for all the defined kinematic variables.

Variable	Particle	Fluid element
Momentum	\mathbf{p}	$\mathbf{P}(x)$
Energy	E_p	$P^0(x)$
Velocity	\mathbf{p}/E_p	\mathbf{v}
Rapidity	y_p	Y
Pseudorapidity	η_p	η

Table 1.1: Notation used in this dissertation for the relevant kinematical variables of a relativistic particle in a heavy-ion collision and for a fluid cell belonging to the expanding fireball.

1.3 Multiplicity distribution

We will introduce the concept of centrality in a heavy-ion collision and its relation with the final multiplicity.

1.3.1 Centrality classes

The centrality is a key concept in a heavy-ion collision. At the moment of collision, the velocity vectors of the two incoming nuclei are antiparallel but slightly displaced. The centers of the nuclei are separated by a finite quantity given by the modulus of the impact parameter, b . An ideal head-on collision would have $b = 0$, but there exist a whole distribution of events from the central collisions to the most peripheral ones, where the impact parameter is $b \simeq 2R_A$.

The most central collisions have a larger number of participating nucleons than the most peripheral ones. In the latter there exists a number of nucleons which do not contribute to the collision (they are spectator nucleons). In general, the larger the number of spectators in the initial state, the lesser number of individual binary collisions and the lesser number of produced particles in the final state. Therefore, it is assumed that those events with higher multiplicity are more central than those collisions with a small final multiplicity.

The way for characterizing the centrality of the event is to collect all the measured charged particles that arrive to the detector in a single event. Then, this process is repeated for all the recorded events for which one obtains a different charged multiplicity depending on the centrality. Afterwards, a histogram is elaborated with the number of events as a function of the total charged multiplicity (that is mainly composed of charged pions). After that, one sets different bins in the histogram that contains similar multiplicity (usually measured as a percentage). For instance, one divides the histograms in ten bins, each one containing 10 % of the charged particles around a fixed multiplicity.

A typical multiplicity distribution is reproduced in Fig. 1.2. The data [A⁺11a] is taken from the ALICE collaboration with a total number of 65000 events of lead-lead collisions at $\sqrt{s_{NN}} = 2.76$ TeV. Because the number of total events decreases with

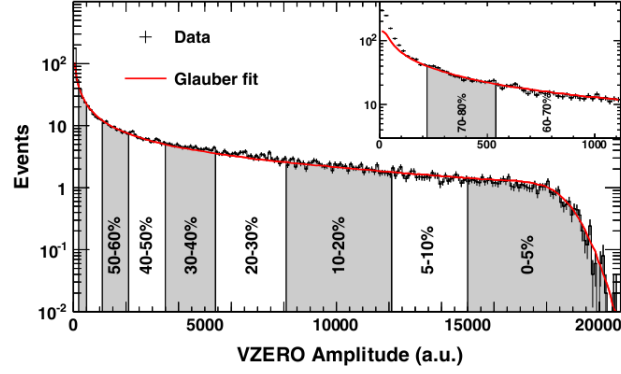


Figure 1.2: Histogram of total charged multiplicity for 65000 events divided in centrality bins at $\sqrt{s_{NN}} = 2.76$ TeV in ALICE. The x -axis is proportional to the total charged multiplicity measured by the detector. Plot taken from [A⁺11a]. Copyright 2011 by the American Physical Society.

multiplicity, i.e. central collisions are scarce, the centrality bins become wider as the multiplicity increases.

Assuming that the total cross section is $\sigma_{tot} \sim \pi(2R_A)^2$ one can deduce a handy formula relating the centrality bin and the impact parameter [Tea10]:

$$100 \times \left(\frac{b}{2R_A} \right)^2 \simeq \% \text{ centrality} . \quad (1.16)$$

1.3.2 Initial conditions: Glauber theory

The Glauber model tries to describe the initial nucleon density profile by means of simple geometrical arguments. The nucleon distribution inside the nuclei is characterized by the nuclear density distribution $\rho_A(\mathbf{x})$. The Woods-Saxon potential shape can serve as a good choice to parametrize the nuclear density distribution.

$$\rho_A(\mathbf{x}) = \frac{\rho_0}{1 + \exp\left(\frac{|\mathbf{x}| - 1.2A^{1/3} \text{ fm}}{c}\right)} , \quad (1.17)$$

where ρ_0 is an overall normalization constant, and c is the skin thickness. Integrating $\rho_A(\mathbf{x})$ along the z -axis (this direction is not relevant due to the Lorentz contraction in the collision axis) one obtains the nuclear thickness function:

$$T_A(\mathbf{x}_\perp) = \int_{-\infty}^{\infty} dz \rho_A(\mathbf{x}) , \quad (1.18)$$

where the parameter ρ_0 in Eq. (1.17) needs to be normalized by the mass number

$$A = \int d^2\mathbf{x}_\perp T_A(\mathbf{x}_\perp) . \quad (1.19)$$

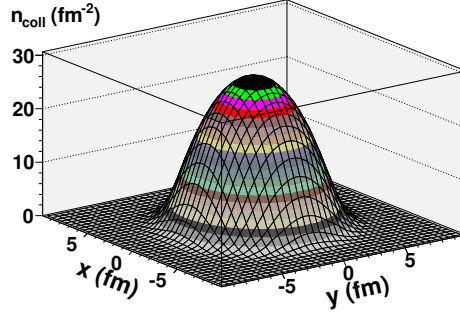


Figure 1.3: Number density of binary collisions in a typical heavy-ion collision at LHC. The energy density profile used in a typical hydrodynamic simulation with Glauber initial conditions is this function times a multiplicative factor.

Consider two incoming nuclei with A nucleons each and an impact parameter \mathbf{b} . The number of participating nucleons per unit area in the collision n_{part} is given by the Glauber model and reads [LR08], [Tea10]:

$$n_{part}(\mathbf{x}_\perp, \mathbf{b}) = T_A(\mathbf{x}_\perp + \mathbf{b}/2) \left[1 - \left(1 - \frac{\sigma_{in} T_A(\mathbf{x}_\perp - \mathbf{b}/2)}{A} \right)^A \right] + T_A(\mathbf{x}_\perp - \mathbf{b}/2) \left[1 - \left(1 - \frac{\sigma_{in} T_A(\mathbf{x}_\perp + \mathbf{b}/2)}{A} \right)^A \right], \quad (1.20)$$

that can be well approximated (when $A \gg 1$) to

$$n_{part}(\mathbf{x}_\perp, \mathbf{b}) \simeq T_A(\mathbf{x}_\perp + \mathbf{b}/2) \left[1 - e^{-\sigma_{in} T_A(\mathbf{x}_\perp - \mathbf{b}/2)} \right] + T_A(\mathbf{x}_\perp - \mathbf{b}/2) \left[1 - e^{-\sigma_{in} T_A(\mathbf{x}_\perp + \mathbf{b}/2)} \right], \quad (1.21)$$

where σ_{in} is the inelastic nucleon-nucleon cross section ($\sigma_{in} = 42$ mb for Au+Au at $\sqrt{s_{NN}} = 200$ GeV [LR08] and $\sigma_{in} = 64$ mb for Pb+Pb at $\sqrt{s_{NN}} = 2.76$ TeV [A⁺11c]).

The total number of participating nucleons as a function of the impact parameter is

$$N_{part}(b) = \int d\mathbf{x}_\perp n_{part}(\mathbf{x}_\perp, b), \quad (1.22)$$

and this number is used to quantitatively characterize the centrality class of the collision. A Glauber fit to the experimental data corresponds to the red line of Fig. 1.2.

The number of binary collisions per unit area n_{coll} is

$$n_{coll}(\mathbf{x}_\perp, b) = \sigma_{in} T_A(\mathbf{x}_\perp + \mathbf{b}/2) T_A(\mathbf{x}_\perp - \mathbf{b}/2). \quad (1.23)$$

This function is plotted in Fig 1.3 for a relativistic heavy-ion collision of Pb+Pb at $\sqrt{s_{NN}} = 2.76$ TeV and $b = 2.4$ fm.

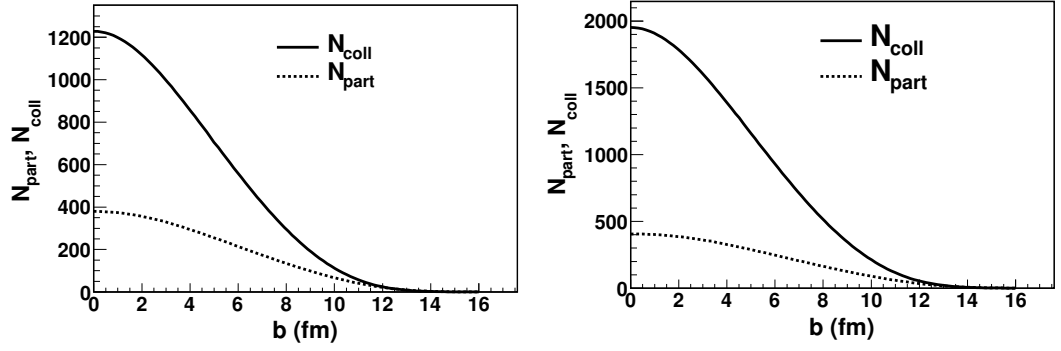


Figure 1.4: Number of participating nucleons and number of binary collisions in a typical relativistic heavy-ion collision at RHIC (left) and at LHC (right).

In Fig. 1.4 we show the number of participating nucleons and the number of binary collisions that take place in the collision as obtained by direct evaluation of Eqs. (1.20) and (1.23). The parameters of the Woods-Saxon potential for gold nuclei at RHIC are taken from [LR08] and for lead nuclei at the LHC are taken from [A⁺11c].

The equations from (1.20) to (1.23) correspond to the so-called optical Glauber model, where the nucleon density profiles –given from the Woods-Saxon potential– are smooth functions of \mathbf{x} .

1.4 Energy and entropy densities

We are going to derive the total transverse energy per unit of rapidity produced in one event, dE_{\perp}/dy_p . This quantity can be estimated as

$$\frac{dE_{\perp}}{dy_p} \simeq \frac{dN_{ev}}{dy_p} \langle e_{\perp} \rangle, \quad (1.24)$$

where $\langle e_{\perp} \rangle$ is the average transverse energy per particle in the final state and N_{ev} is the total number of particles detected in experiment. For a head-on collision the volume of the fireball is expressed as [Wie08]

$$V = \pi R^2 \tau_0 \approx \pi \cdot 1.2^2 A^{2/3} \tau_f \text{ fm}^2, \quad (1.25)$$

where τ_0 is the time duration of the expansion traded by the freeze-out time τ_f ². The Bjorken [Bjo83] estimation of the energy density at that time is

$$\epsilon(\tau_f) = \frac{1}{\pi R^2} \frac{1}{\tau_f} \frac{dE_{\perp}}{dy_p}. \quad (1.26)$$

²In this chapter we consider thermal or kinetic freeze-out where not only the particle abundances are fixed, but also the momentum distribution.

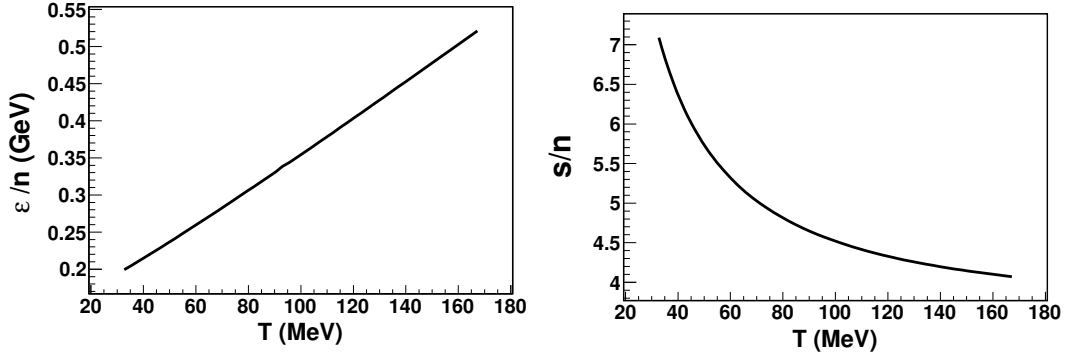


Figure 1.5: Energy and entropy per particle for an ideal pion gas in equilibrium as a function of temperature. The formulae given in Appendix C have been used.

For the most central Pb+Pb collisions at ALICE at $\sqrt{s_{NN}} = 2.76$ TeV, a recent value is [Toi11]

$$\frac{1}{\pi R^2} \frac{dE_{\perp}}{dy_p} = 15 \text{ GeV/fm}^2. \quad (1.27)$$

Taking $\langle e_{\perp} \rangle \simeq 0.4$ GeV at the freeze-out time (see Fig. 1.5) and trading the rapidity distribution by the pseudorapidity distribution (as they are similar in the ultrarelativistic limit):

$$\epsilon(\tau_f) = \frac{1}{\pi 1.2^2 A^{2/3}} \frac{1}{\tau_f} 0.4 \frac{3}{2} \frac{dN_{ch}}{d\eta_p} \text{ GeV/fm}^3, \quad (1.28)$$

where the factor $3/2$ takes into account that only the charged pions (π^+ , π^-) have been efficiently detected in the $\frac{dN_{ch}}{d\eta_p}$ distribution.

A similar equation can be obtained for the entropy density [LR02]. Under the same assumptions, the entropy density reads

$$\frac{dS}{dy_p} \simeq 4 \frac{3}{2} \frac{dN_{ch}}{dy_p}, \quad (1.29)$$

where each particle is taken to have four units of entropy density at the freeze-out time. In Fig. 1.5 we show the temperature dependence of this coefficient, where this value for s/n is a reasonable one for freeze-out temperatures around 120 – 140 MeV.

The entropy density finally becomes

$$s(\tau_f) = \frac{1}{\pi 1.2^2 A^{2/3}} \frac{1}{\tau_f} 4 \frac{3}{2} \frac{dN_{ch}}{d\eta_p} \text{ 1/fm}^3, \quad (1.30)$$

where we have traded dN_{ch}/dy_p by $dN_{ch}/d\eta_p$ for relativistic particles. The average charged multiplicity from ALICE at $\sqrt{s_{NN}} = 2.76$ TeV for the 5 % most central events is $\langle dN_{ch}/d\eta_p \rangle = 1601 \pm 60$ [A⁺11a].

1.5 Hanbury-Brown-Twiss interferometry

After the collision between the two incoming nuclei has taken place, the fireball expands in space cooling down to the freeze-out time τ_f , where it reaches the freeze-out temperature T_f . It is important to have an idea of the spatial extension of this fireball when hadronization has occurred as well as an estimate of the τ_f , needed for example in order to constraint the equation of state of the system, for the energy and entropy densities in Eqs. (1.28)-(1.30) and for the experimental extraction of the bulk viscosity described in Chapter 10.

The size of the fireball at τ_f can be accessed by performing Hanbury-Brown-Twiss (HBT) interferometry over the pions after the kinetic freeze-out. This method is based on the Bose-Einstein enhancement of identical bosons coming from close points in the phase-space.

The symmetrized wave function of a pair of pions produced at \mathbf{x}_1 and \mathbf{x}_2 with momenta \mathbf{p}_1 and \mathbf{p}_2 can be written as

$$\Psi(\mathbf{x}_1, \mathbf{x}_2)_{\mathbf{p}_1, \mathbf{p}_2} = \frac{1}{\sqrt{2}} \left[e^{i(\mathbf{x}_1 \mathbf{p}_1 + \mathbf{x}_2 \mathbf{p}_2)} + e^{i(\mathbf{x}_1 \mathbf{p}_2 + \mathbf{x}_2 \mathbf{p}_1)} \right], \quad (1.31)$$

where all the strong and electromagnetic interactions have been neglected.

The probability amplitude is the square of the wave function:

$$|\Psi(\mathbf{x}_1, \mathbf{x}_2)_{\mathbf{p}_1, \mathbf{p}_2}|^2 = 1 + \cos(\mathbf{q} \cdot \mathbf{r}), \quad (1.32)$$

where $\mathbf{r} \equiv \mathbf{x}_1 - \mathbf{x}_2$ and $\mathbf{q} \equiv \mathbf{p}_1 - \mathbf{p}_2$. This probability amplitude is thus enhanced if the two pions are produced with similar momenta.

In general, one can define a source function that describes the distribution of the pions produced at different space-time points $S(x)$. In that case, the probability amplitude $|\Psi(\mathbf{x}_1, \mathbf{x}_2)_{\mathbf{p}_1, \mathbf{p}_2}|^2$ will contain the Fourier transform of $S(x)$. The two-particle correlation function is defined as [YHM05, Gra11]

$$C(\mathbf{p}_1, \mathbf{p}_2) = \frac{\int dx_1 dx_2 S(x_1) S(x_2) |\Psi(\mathbf{x}_1, \mathbf{x}_2)_{\mathbf{p}_1, \mathbf{p}_2}|^2}{\int dx_1 S(x_1) \int dx_2 S(x_2)}, \quad (1.33)$$

that will be of the form

$$C(\mathbf{p}_1, \mathbf{p}_2) = 1 + |\tilde{S}(\mathbf{q})|^2, \quad (1.34)$$

where $\tilde{S}(\mathbf{q})$ is the Fourier transform of the source function.

This two-particle correlation function is experimentally obtained by measuring the distribution of the difference between the momenta of two detected particles coming from the same event, $\mathbf{p}_1 - \mathbf{p}_2$ (and conveniently normalized to the same distribution of particles coming from different events). Taking a Gaussian shape for the source function:

$$S(x, y, z, t) \propto \frac{1}{4\pi^2 R_x R_y R_z \sigma_t} \exp \left[-\frac{1}{2} \left(\frac{x^2}{R_x^2} + \frac{y^2}{R_y^2} + \frac{z^2}{R_z^2} + \frac{t^2}{\sigma_t^2} \right) \right] \quad (1.35)$$

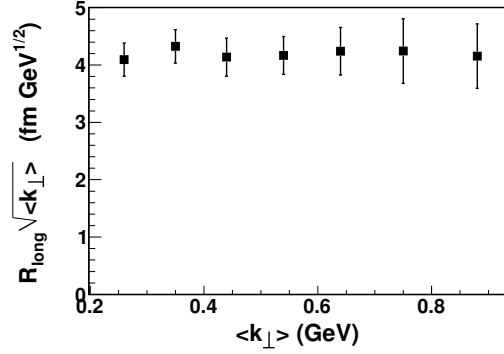


Figure 1.6: We show the scaling $R_{\text{long}} \propto \langle k_{\perp} \rangle^{-1/2}$ of formula (1.39) with the data of the HBT radii from [A⁺11d].

the correlation function turns out to be

$$C(\mathbf{p}_1, \mathbf{p}_2) = 1 + N \exp \left[-\frac{1}{2} (R_x^2 q_x^2 + R_y^2 q_y^2 + R_z^2 q_z^2 + \sigma_t^2 q_t^2) \right], \quad (1.36)$$

where R_i are the Gaussian HBT radii, that encode the dimensions of the source.

A more convenient parametrization of the shape of the fireball is the Pratt-Bertsch parametrization [Pra86, Ber89], in which R_{long} is the direction along the beam axis, R_{out} is the direction of the pair transverse momentum and R_{side} is perpendicular to both. The correlation function is slightly modified (Sinyukov formula [SAPE98]):

$$C(\mathbf{q}) = N(1 - \lambda) + N\lambda K(q) \{1 + \exp[-R_{\text{out}}^2 q_{\text{out}}^2 - R_{\text{side}}^2 q_{\text{side}}^2 - R_{\text{long}}^2 q_{\text{long}}^2]\}, \quad (1.37)$$

where λ is the correlation strength and $K(q)$ is the squared Coulomb wave function because of the presence of electromagnetic effects in the correlations.

[A⁺11d] reports the measured HBT radii as a function of the mean perpendicular momentum $\langle k_{\perp} \rangle$. For the 5% most central collisions in ALICE at $\sqrt{s_{NN}} = 2.76$ TeV, the values of the radii at $\langle k_{\perp} \rangle \simeq 0.75$ GeV are quite similar (with a small hierarchy $R_{\text{out}} < R_{\text{side}} < R_{\text{long}}$) and of the order of 4.5 fm. The product of the three radii gives a source's volume of 94 fm³.

Using hydrodynamics we will show in Sec. 2.3 that the size of the homogeneity region h is inversely proportional to the velocity gradient of the system, that decreases with $1/\tau$. Therefore, R_{long} is proportional to the duration of the longitudinal expansion along the axis, i.e. the decoupling time τ_f . The exact relation between R_{long} and τ_f is given in [A⁺11d]:

$$R_{\text{long}}^2(k_{\perp}) = \frac{\tau_f^2 T_f}{m_{\perp}} \frac{K_2(m_{\perp}/T_f)}{K_1(m_{\perp}/T_f)}, \quad (1.38)$$

with the transverse mass m_{\perp} defined in Eq. (1.5) and K_1, K_2 the modified Bessel functions of the second kind. Assuming that $m_{\perp} \gg T_f$ a handy formula can be obtained

$(k_\perp \simeq m_\perp)$:

$$\tau_f \simeq \sqrt{\frac{\langle k_\perp \rangle}{T_f}} R_{long} . \quad (1.39)$$

For a temperature of $T_f = 0.12$ GeV a value of $\tau_f \simeq 10$ fm is found. It is not difficult to see from the experimental data that the product $\sqrt{T_f} \tau_f$ or equivalently $R_{long} \sqrt{\langle k_\perp \rangle}$ is essentially a constant, independent of $\langle k_\perp \rangle$. We exemplify this scaling in Fig. 1.6 where we have used the data given in [A⁺11d]. Finally, within the assumptions we have made, we obtain the following simple relation between τ_f and T_f :

$$\tau_f \simeq 4 \sqrt{\frac{\text{GeV}}{T_f}} \text{ fm} , \quad (1.40)$$

where the freeze-out temperature T_f is expressed in GeV.

1.6 Particle thermal spectra

In order to obtain the particle spectra one must count the number of particles that reach the detectors during all the expansion time. The three-dimensional hypersurface where the particles reach the detector is defined as $\Sigma(x)$. In the simplest case it can be a two-dimensional spherical surface containing the detector walls plus the temporal dimension. In the general case is a complicated hypersurface containing the future light cone emerging from the collision.

The infinitesimal element of this hypersurface at the point x is $d\sigma_\mu$ and defines a four-vector pointing outwards the hypersurface $\Sigma(x)$. The number of particles of species i that cross the hypersurface Σ is just the scalar product of $d\sigma_\mu$ with the particle four-current $j_i^\mu(x)$ [Hei04]:

$$N_i = \int_{\Sigma} d^3\sigma_\mu(x) j_i^\mu(x) , \quad (1.41)$$

where (see Appendix A)

$$j_i^\mu(x) = \int \frac{d^3p}{(2\pi)^3 E_p} p^\mu f_i(x, p) . \quad (1.42)$$

with $f_i(x, p)$ being the one-particle distribution function of the species i .

Assuming that the momentum distribution of particles at the kinetic freeze-out remains the same as the distribution of the particles that are detected, one obtains the ‘‘Cooper-Frye formula’’ [CF74] for the final multiplicity of a given species detected at the hypersurface Σ .

$$E_p \frac{dN_i}{d^3p} = \frac{dN_i}{dy_p p_\perp dp_\perp d\phi} = \frac{1}{(2\pi)^3} \int_{\Sigma} p^\mu d^3\sigma_\mu(x) f_i(x, p) , \quad (1.43)$$

where we have used the relation $dp_z = E_p dy_p$ that follows from Eq. (1.4) taking p_\perp constant. It is possible to prove [CF74] that integrating the previous formula over two different hypersurfaces Σ and Σ' , they give the same particle number N_i if between the two hypersurfaces the distribution function evolves via the Boltzmann equation with a number-conserving integral. In addition, one obtains the same form of the distribution function if and only if it evolves between the two hypersurfaces through a collisionless Boltzmann equation, i.e. by free streaming.

The Cooper-Frye prescription tells us that in order to get the particle momentum spectrum one can continuously deform the hypersurface describing the detector shape, towards the approximate surface in which the particles suffered last scattering. This surface is called “kinetic freeze-out surface” Σ_f and it is characterized by the freeze-out time $\tau_f(\mathbf{x})$.

Introducing the freeze-out time, the radial variable r_\perp and substituting $f_i(x, p)$ by the equilibrium distribution function, Eq. (1.43) can be reduced to [Hei04]:

$$\frac{dN_i}{dy_p m_\perp dm_\perp} = \frac{g_i}{\pi^2} \sum_{n=1}^{\infty} (\mp)^{n+1} \int_0^\infty r_\perp dr_\perp \tau_f e^{n\mu_i/T} \left[m_\perp K_1(n\beta_\perp) I_0(n\alpha_\perp) - p_\perp \frac{\partial \tau_f}{\partial r_\perp} K_0(n\beta_\perp) I_1(n\alpha_\perp) \right], \quad (1.44)$$

where μ_i and g_i are the chemical potential and degeneracy of the species i and the I_0, I_1 and K_0, K_1 are the modified Bessel functions of the first and second kind, respectively. The summation is nothing but a virial expansion where the \mp sign should be taken in case of fermions or bosons, respectively. The new variables α_\perp and β_\perp read:

$$\alpha_\perp = \frac{\gamma_\perp v_\perp p_\perp}{T}, \quad \beta_\perp = \frac{\gamma_\perp m_\perp}{T}. \quad (1.45)$$

When considering only the first term in the series (valid for all mesons except for pions, for which Bose-Einstein statistics should apply) the final formula for the particle spectrum is:

$$\frac{dN_i}{dy_p m_\perp dm_\perp} = \frac{g_i}{\pi^2} \int_0^\infty r_\perp dr_\perp \tau_f(\mathbf{x}_\perp) e^{\frac{\mu_i(\mathbf{x}_\perp)}{T(\mathbf{x}_\perp)}} \left[m_\perp K_1 \left(\frac{m_\perp \cosh \rho(\mathbf{x}_\perp)}{T(\mathbf{x}_\perp)} \right) I_0 \left(\frac{p_\perp \sinh \rho(\mathbf{x}_\perp)}{T(\mathbf{x}_\perp)} \right) - p_\perp \frac{\partial \tau_f}{\partial |\mathbf{x}_\perp|} K_0 \left(\frac{m_\perp \cosh \rho(\mathbf{x}_\perp)}{T(\mathbf{x}_\perp)} \right) I_1 \left(\frac{p_\perp \sinh \rho(\mathbf{x}_\perp)}{T(\mathbf{x}_\perp)} \right) \right], \quad (1.46)$$

where the radial flow rapidity $\rho = \arctan u_\perp$ has been introduced [Hei04].

Finally, assuming that the temperature, the freeze-out time and the ρ do not depend on \mathbf{x}_\perp it is possible to extract the result [SSH93, Hei04]

$$\frac{dN_i}{dy_p m_\perp dm_\perp} \propto m_\perp K_1 \left(\frac{m_\perp \cosh \rho}{T} \right) I_0 \left(\frac{p_\perp \sinh \rho}{T} \right). \quad (1.47)$$

It gives important information of the thermal particle spectra in terms of the temperature and under the presence of transverse flow $u_\perp = \tan \rho$.

1.6.1 Radial flow and freeze-out temperature

Consider a central collision in which we will assume that there is no transverse flow $\mathbf{v}_\perp = 0$ or $\rho = 0$. From Eq. (1.47) one has

$$\frac{dN_i}{dy_p m_\perp dm_\perp} \propto m_\perp K_1\left(\frac{m_\perp}{T}\right). \quad (1.48)$$

Thus, written in terms of the variable m_\perp , the particle spectrum is universal for all hadrons. This is called “ m_\perp scaling”. Using the fact that $m_\perp > T$ for all the hadrons (except maybe for the pions), the spectrum can be simplified by using the asymptotic properties of the modified Bessel functions.

$$\frac{dN_i}{dy_p m_\perp dm_\perp} \sim \sqrt{T m_\perp} e^{-m_\perp/T}. \quad (1.49)$$

The only dependence on the hadron species is the range in which m_\perp is defined (its minimum value is the hadron mass) and the corresponding degeneracy factor. Besides these differences, the spectrum is an exponential whose slope (in a semilogarithmic plot) gives directly the freeze-out temperature.

The approximation $\rho = 0$ is only acceptable for a p+p collision where there are no flow effects. However, for Pb+Pb collisions the assumption $\rho = 0$ is hardly sustainable. Calling T_{is} the inverse log slope of Eq. (1.47), one can obtain [SSH93]:

$$T_{is}^{-1} = \frac{d}{dm_\perp} \log\left(\frac{dN^i}{dy_p m_\perp dm_\perp}\right) = \frac{I_1\left(\frac{p_\perp \sinh \rho}{T_f}\right)}{I_0\left(\frac{p_\perp \sinh \rho}{T_f}\right)} \frac{m_\perp}{p_\perp} \frac{\sinh \rho}{T_f} - \frac{K_0\left(\frac{m_\perp \cosh \rho}{T_f}\right)}{K_1\left(\frac{m_\perp \cosh \rho}{T_f}\right)} \frac{\cosh \rho}{T_f}, \quad (1.50)$$

where T_f is the actual freeze-out temperature. In the limit of low $p_\perp \ll T_f$ and $\rho \ll 1$ one gets:

$$T_{is}^{-1} = \frac{-m_i \mathbf{u}_\perp^2}{2T_f^2} + T_f^{-1} \quad (1.51)$$

or

$$T_{is} \simeq T_f + \frac{m_i}{2} \mathbf{u}_\perp^2. \quad (1.52)$$

The collective flow breaks the m_\perp scaling. The kinetic energy due to the velocity of the flow affects the particle spectrum, especially at low m_\perp .

In Fig. 1.7 we show the charge spectra of pions, kaons and protons as measured by the PHENIX collaboration at RHIC [A⁺04]. The data is taken from Au+Au collisions at $\sqrt{s_{NN}} = 200$ GeV/nucleon, where the fluid flow is not negligible. The effect of the flow ($u_\perp \neq 0$) causes the multiplicities not to be parallel with respect to each other, showing a particle mass dependence following Eq. (1.52). The effect of the mass-dependent term in (1.52) is larger in the low m_\perp part of the spectrum. This produces a positive contribution to the inverse slope, and therefore a flattening of the spectra. For the most massive particles (protons and antiprotons) this effect is naturally larger.

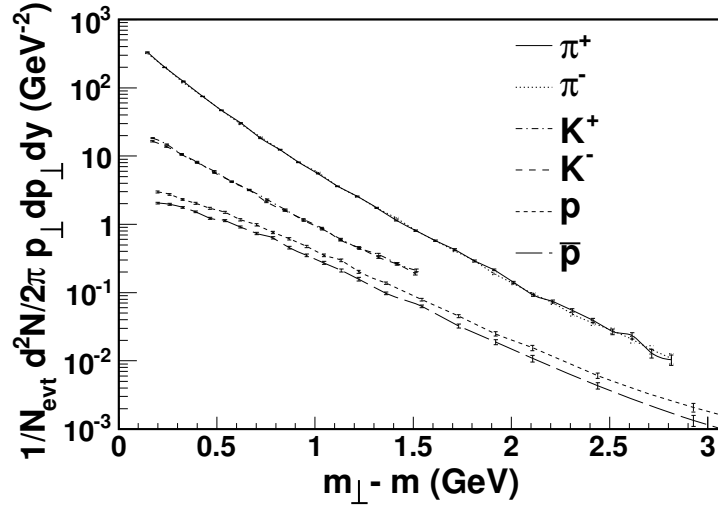


Figure 1.7: Multiplicity of positive pions, kaons and protons (and their antiparticles) as a function of $m_{\perp} - m_i$ from Au+Au collisions at $\sqrt{s_{NN}} = 200$ GeV as measured by the PHENIX collaboration. Data provided in [A⁺04].

For pions, this effect is not seen due to the accumulation of slow pions coming from resonance decays, showing an increase of the pion multiplicity at low p_{\perp} .

From the results in Fig. 1.7 an important conclusion can be extracted. The number of positive pions is practically the same as the number of negative pions. The same fact occurs for the kaons. Therefore, the assumption of isospin symmetry is fairly well established. Note that this is not the case for the proton-antiproton spectra, where the number of antiprotons is slightly smaller. This is nothing but a signature that the net baryon number is not exactly zero (due to the initial colliding nuclei, this asymmetry should be absent at the proton-antiproton collisions at the Tevatron).

1.7 Collective flow and viscosities

We now lift the restriction of central collisions and consider an arbitrary event with a finite impact parameter. In this case, azimuthal symmetry is lost and the particle multiplicity distribution admits a ϕ dependence.

At the moment of the collision, the overlap region (that contains the participant nucleons) presents an almond shape characterized by the spatial eccentricity parameter ε_x :

$$\varepsilon_x(b) = \frac{\langle y^2 - x^2 \rangle_{\epsilon}}{\langle y^2 + x^2 \rangle_{\epsilon}}, \quad (1.53)$$

where the average is weighted by the energy density ϵ defined in Eq. (A.6).

In Fig. 1.8 we show a typical non-central collision defined by its impact parameter. The inner region is composed by the participant nucleons and due to its geometrical

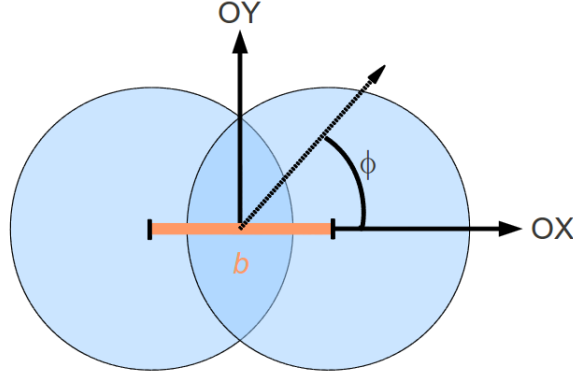


Figure 1.8: Typical non-central heavy-ion collision projected onto the plane perpendicular to the beam axis.

anisotropy it has a non-zero value of $\varepsilon_x(b)$. Once the spectator nucleons have gone away the pressure in the inner region is much higher than the outside of the reaction zone. Due to the spatial anisotropy, the pressure gradient along the x -direction is much larger than the gradient along the perpendicular direction. The response of the system is to create a hydrodynamical boost which is greater in the x -direction than in the y -direction and producing a momentum anisotropy in the fluid. The collective motion of the system converts the initial non-zero spatial asymmetry into momentum anisotropy in the transverse plane and the former tends to decrease at the expense of the latter. The experimental evidence of this momentum anisotropy is an azimuthal anisotropy in the final particle spectrum [Oll92].³

1.7.1 Flow coefficients

The particles emitted in a given event follow an azimuthal distribution that can be expressed as a sum over Fourier components. The most general expansion for this distribution is

$$E_p \frac{dN}{d^3p} = \frac{1}{2\pi} \frac{dN}{p_\perp dp_\perp dy_p} \left[1 + \sum_{n=1}^{\infty} v_n(p_\perp, y_p) \cos(n\phi - n\Psi_R) \right], \quad (1.54)$$

where v_n is the n^{th} flow or harmonic coefficient and the Ψ_R is the reaction plane (the OXZ plane defined in Sec. 1.2.1). The flow coefficients depend on the transverse momentum p_\perp , the rapidity y_p , the centrality and the particle species. The first flow coefficients are called the “direct flow” ($n = 1$), the “elliptic flow” ($n = 2$) and the “triangular flow” ($n = 3$). As a Fourier coefficients in the expansion (1.54) they can be

³In a non-interacting gas, the anisotropy of the almond-shaped source could be detected by Bose-Einstein HBT correlations and the difference with real data is thus ascribed to interactions.

extracted as

$$v_n = \langle \cos[n(\phi - \Psi_R)] \rangle, \quad (1.55)$$

where the average is taken over all the considered particles in a particular event.

The effect of momentum anisotropy is mainly seen in the elliptic flow, that is usually the dominant flow coefficient. Moreover, the odd harmonics are in principle forbidden by reflection symmetry with respect to the reaction plane. This is true in the optical Glauber model, where the combination of two Woods-Saxon distributions gives a smooth nucleon distribution (see Fig. 1.3). These considerations, made the elliptic flow the only relevant flow coefficient over years.

However, event-by-event fluctuations appear at the positions of the participating nucleons [AR10]. These fluctuations in the initial state give non-zero odd harmonics. They can be computationally generated by the use of a Monte Carlo Glauber model. This model generates random initial positions of the nucleons following the Woods-Saxon distribution. Since the publication of [AR10], much attention has been paid to the higher order flow coefficients, especially to the next dominant one, the triangular flow v_3 .

Some unusual structures appeared in the two particle azimuthal correlations at RHIC [A⁺05, A⁺08]. They are typically referred to as the “ridge” (an anomalous peak at $\Delta\phi \simeq 0$) and the “shoulder” (a dip in the away-side peak at $\Delta\phi \simeq \pi$) and they did not show up in p+p collisions. These phenomena appear even at large pseudorapidity intervals, ruling out the possibility of an origin from the jet quenching. In [AR10] they suggest that the presence of the higher order flow coefficients could naturally explain these two effects. Nowadays, this is the most accepted explanation [Li11, A⁺11b] and it has been checked for instance by the reconstruction of the two particle correlation from the measured v_n in ATLAS collaboration up to $n = 6$, with a very good agreement [Jia11].

1.7.2 Experimental measurement

The flow coefficients v_n can be experimentally extracted by different methods. For completeness, we will describe the most common:

- Event plane method, $v_n\{EP\}$

The event plane method makes direct application of Eq. (1.55). It estimates the n -th flow coefficient as (taking the continuum limit)

$$v_n = \frac{\int f_1(\mathbf{p}) \cos[n(\phi - \Psi_R)] d^3p}{\int f_1(\mathbf{p}) d^3p}, \quad (1.56)$$

where $f_1(\mathbf{p}) = dN/d^3p$ is the one-particle distribution function.

However, one needs to know the orientation of the reaction plane, which is not known *a priori* and it varies from event to event. This method replaces the unobservable reaction plane Ψ_R by the reconstructed event plane Ψ_n . The event

plane is determined by histogramming the angular distribution of final particles and choosing the angular direction in which the recorded particle number is maximum. More specifically, taking all the particles in an event one forms the two-component vector:

$$\mathbf{Q} = \left(\sum_i \cos 2\phi_i, \sum_i \sin 2\phi_i \right). \quad (1.57)$$

The event plane angle is defined as

$$(\cos 2\Psi_n, \sin 2\Psi_n) \equiv \frac{\mathbf{Q}}{|\mathbf{Q}|}. \quad (1.58)$$

One expects that $\Psi_n \simeq \Psi_R$, the difference between these two planes being due to statistical fluctuations, which systematically underestimate the flow coefficients.

- Two particle correlations, $v_n\{2\}$.

It is possible to access the flow coefficient without resolving the reaction plane. This can be done by computing multiparticle correlations, which is the basic ingredient of the so-called ‘‘cumulant methods’’. In the simplest case one makes use of the two particle correlations. In spite of measuring angular distributions with respect to the reaction plane, one can combine the relative azimuthal distribution of two particles to cancel the dependence of the reaction plane. One measures

$$\langle \cos[n(\phi_1 - \phi_2)] \rangle = \frac{\int f_2(\mathbf{p}_1, \mathbf{p}_2) \cos[n(\phi_1 - \phi_2)] d^3p_1 d^3p_2}{\int f_2(\mathbf{p}_1, \mathbf{p}_2) d^3p_1 d^3p_2}, \quad (1.59)$$

where the two-particle distribution function $f_2(\mathbf{p}_1, \mathbf{p}_2)$ describes the probability of finding a pair of particles in the same event, one with \mathbf{p}_1 and the other with \mathbf{p}_2 . The two-particle distribution function contains an uncorrelated part which is a product of two independent one-particle distribution functions and also a correlated part that accounts for processes in which the two particles are correlated but not through the reaction plane,

$$f_2(\mathbf{p}_1, \mathbf{p}_2) = f(\mathbf{p}_1)f(\mathbf{p}_2) + f_c(\mathbf{p}_1, \mathbf{p}_2). \quad (1.60)$$

The last term takes into account correlations not described by collective motion, but by statistical processes that would be present even in the absence of the reaction plane. These correlations can come from resonance decays, jets... and they are irrelevant for the collective motion.

The main idea of the method is that the correlated part of the two-particle distribution function is suppressed by $1/N_{ev}$, where N_{ev} is the event multiplicity. The argument can be stated as follows [Wie08]: suppose that in the final state there are N_{ev} pions coming from $N_{ev}/2$ 2-2 processes like ρ decays, for instance. Each one of these pions would have one decay partner with which it is evidently

correlated, and $N_{ev} - 2$ pions with which it is not correlated through this decay process. However, one pion would be correlated with all the other pions through the reaction plane, due to collective motion.

Thus, the average in Eq. (1.59) contains a correlated term that goes suppressed by $1/N_{ev}$:

$$\langle \cos[n(\phi_1 - \phi_2)] \rangle = v_n^2 + \mathcal{O}\left(\frac{1}{N_{ev}}\right). \quad (1.61)$$

The second term is referred to as “non-flow” contribution and it contains the effects of jets, resonance and weak decays, etc.

The two particle correlation is therefore a good method if the condition $v_n \gg 1/\sqrt{N_{ev}}$ is fulfilled. At RHIC, the elliptic flow v_2 reaches a maximum value of around 0.2. The number of particles in the selected final phase-space is around $N_{ev} \sim 100$, so this condition is hardly satisfied at RHIC [Wie08], concluding that in the elliptic flow there is a non-negligible contamination of non-flow effects.

- Many particle correlations, $v_2\{4\}, v_2\{6\}, \dots$

The way to disentangle the non-flow effects in the harmonic coefficients consists on doing appropriate correlations on a larger number of particles. For example, performing four particle correlations one can measure the following average [Wie08]:

$$\begin{aligned} \langle \langle \cos[n(\phi_1 + \phi_2 - \phi_3 - \phi_4)] \rangle \rangle &\equiv \langle \cos[n(\phi_1 + \phi_2 - \phi_3 - \phi_4)] \rangle \\ &\quad - \langle \cos[n(\phi_1 - \phi_3)] \rangle \langle \cos[n(\phi_2 - \phi_4)] \rangle \\ &\quad - \langle \cos[n(\phi_1 - \phi_4)] \rangle \langle \cos[n(\phi_2 - \phi_3)] \rangle. \end{aligned} \quad (1.62)$$

This average gives the fourth power of the flow plus some suppressed terms

$$\langle \langle \cos[n(\phi_1 + \phi_2 - \phi_3 - \phi_4)] \rangle \rangle = -v_n^4 + \mathcal{O}\left(\frac{1}{N_{ev}^3}\right) + \mathcal{O}\left(\frac{v_{2n}^2}{N_{ev}^2}\right). \quad (1.63)$$

Taking into account that the higher order flow coefficients v_{2n} are much smaller than v_n , the condition to suppress the non-flow effects is

$$v_n \gg \frac{1}{N_{ev}^{3/4}}, \quad (1.64)$$

that is now fulfilled by the RHIC data.

In this direction, one expects that the fourth order cumulant method gives a more accurate description of the flow coefficients with the non-flow effects minimized. It is possible to extend this method in order to include correlations between six, eight, ... particles that suppress even more the contribution of these effects. At the LHC, because the beam energy is larger than RHIC, the expected number of particles in an event is increased and non-flow effects are more suppressed by the use of the cumulant methods.

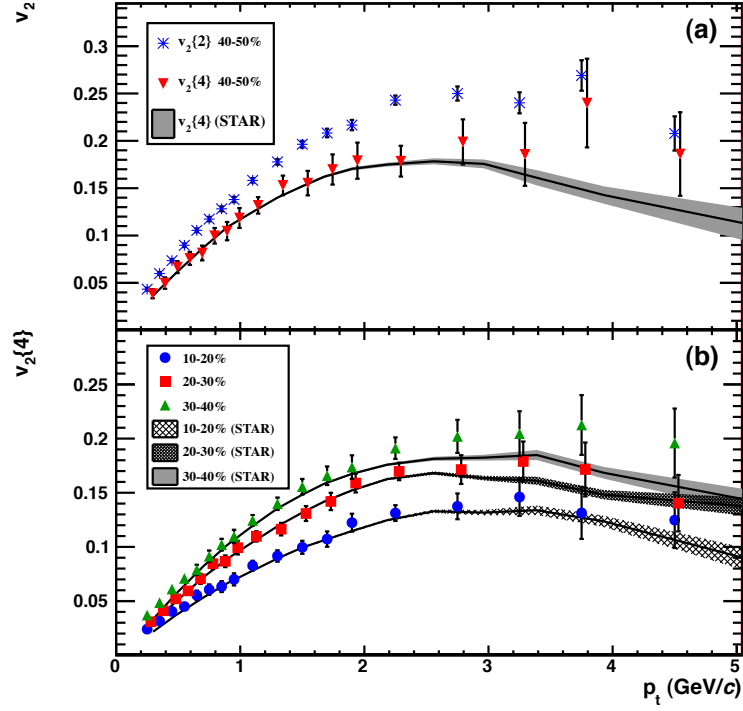


Figure 1.9: Differential elliptic flow v_2 as a function of p_{\perp} as measured by the ALICE collaboration. Top panel: Results for midperipheral events when using two-particle correlations (blue asterisks) and the four-particle correlations (red triangles) where the 'non-flow' effects are suppressed. The grey band is the result of STAR collaboration. Bottom panel: Results for the elliptic flow for different centralities calculated with four-particle correlations. The elliptic flow increases with the centrality, having larger values for peripheral events. Figures taken from [A⁺10]. Copyright 2010 by The American Physical Society.

In the top panel of Fig. 1.9 we show the ALICE results [A⁺10] for the differential elliptic flow as a function of p_{\perp} for those events with centrality 40 – 50%. The CM energy is $\sqrt{s_{NN}} = 2.76$ TeV and the charged multiplicity can be as large as 500 for this centrality bin. The blue asterisks are the extracted elliptic flow by using the two-particle cumulant method, that contains non-flow effects. The red triangles correspond to the v_2 calculated through four-particle correlations where the non-flow is negligible [A⁺10]. The result for the same centrality bin at STAR experiment ($\sqrt{s_{NN}} = 200$ GeV) is also included. The non-flow corrections always tend to decrease the numerical value of the elliptic flow. In the bottom panel of the figure, the elliptic flow using four-particle correlations is shown for different centrality bins. It is evident that when increasing the centrality bin (more peripheral events) the spatial anisotropy of the initial state is greater and the elliptic flow becomes larger.

In the top panel of Fig. 1.10 we show the integrated v_2 between $p_\perp \in (0.2, 5.9)$ GeV as a function of the centrality. The elliptic flow is estimated by using some different methods, trying to minimize the non-flow effects. They agree quite well with the results from the four-particle cumulant. The full and open markers show respectively the differences when doing the multiparticle correlations among all particles and among particles with the same charge. In the bottom panel we reproduce the elliptic flow for a centrality bin of 20 – 30% measured by several collaborations at different CM energies.

To prove how the multiparticle correlations converge to the same value of the elliptic flow (free of “non-flow” effects) we show in Fig. 1.11 the preliminary results from the ALICE collaboration [Bil11].

Higher order harmonics can be measured as well. In Fig. 1.12 we show the ALICE results [Col11] for the extraction of different higher order harmonics as a function of p_\perp and centrality. One can appreciate the important role of v_3 in central collisions, that can be larger than the elliptic flow for higher values of p_\perp . The fourth and fifth harmonics are also shown in the same plot. The integrated triangular flow is also the dominant one for central collisions showing an important effect of the fluctuations in the initial state.

1.7.3 Viscous hydrodynamic simulations

The dynamics of the expanding system at relativistic heavy-ion collisions can be reproduced by using hydrodynamical simulations on a computer. These simulations try to numerically solve the equations of fluid’s hydrodynamics and reproduce the final state momentum distribution as observed in the detector. If the ideal hydrodynamics (without energy dissipation) is used then the input parameters for the code are fixed in order to properly describe the experimental data for the radial flow. The initial energy density of the system is fixed such that the final particle multiplicity coincides with the experimental value. The two most used models to describe the initial energy density are the Glauber model and the Color Glass Condensate (CGC) model.

In a nutshell, the Glauber initial condition takes in the initial time τ_0 the energy density profile to be proportional to the number of binary collisions

$$\rho(\tau_0, \mathbf{x}_\perp, b) \propto n_{coll}(\mathbf{x}_\perp, b) , \quad (1.65)$$

that means that the initial energy density in a heavy-ion collision follows the nucleon distribution. Using the Glauber model, we have plotted the number density of binary collisions (using the LHC data for Pb+Pb collision) in Fig. 1.3. The Glauber initial condition assumes that the energy density profile is just proportional to the distribution shown in that figure.

This model has been widely used for describing the initial state of the fireball, both in the optical Glauber model (with smooth distribution coming from the Woods-Saxon potential) and in the Monte Carlo Glauber model (where the positions of the nucleons are randomly distributed). However, the CGC initial condition has attracted much attention because it includes physical information about QCD at high energies [GI-

JMV10, AMP07]. When the compression of the nuclei is as huge as in a heavy-ion collision, the gluonic density is expected to saturate due to the strong color fields.

This model uses the number density of gluons in a binary collision $\frac{dN_g}{d^2\mathbf{x}_\perp dy_g}$, where \mathbf{x}_\perp are the perpendicular directions and y_g is the rapidity of the produced gluons in the collision. The initial energy density profile is then defined as [Rom10]:

$$\rho(\tau_0, \mathbf{x}_\perp, b) \propto \left[\frac{dN_g}{d^2\mathbf{x}_\perp dy_g} \right]^{4/3}. \quad (1.66)$$

To describe the collective phenomena, dissipative (or viscous) hydrodynamics should be taken into account. At first order in hydrodynamical gradients, the shear viscosity, the bulk viscosity and the heat conductivity enter in the hydrodynamic equations of motion. In practice, the shear viscosity (usually normalized by the entropy density) is the most important coefficient (at least, out of the critical region) and it is responsible for some collective properties of the fluid. As we have discussed, collective effects generate non-vanishing flow coefficients, which can be extracted from the results of the hydrodynamic simulations.

The hydrodynamic codes use the so-called second-order hydrodynamics where gradients up to second order must be included in the expression for the entropy density (see Appendix A). This must be done in order to avoid numerical problems when the short wavelength modes are included. This problem is associated with the loss of causality that the Navier-Stokes equation presents when considering these high frequency modes. We briefly describe this issue in Appendix D.

1.7.4 Extraction of η/s

The determination of the shear viscosity over entropy density combines experimental techniques with hydrodynamic simulations. The estimation of this coefficient is made by matching the experimental dependence of the flow coefficients (especially the elliptic flow as the dominant one in non-central collisions) to the numerical results from the hydrodynamic codes, that use the η/s coefficient as an input. As an example we show in Fig. 1.13 the results from the simulation in [LR08] of the elliptic flow at RHIC energies as a function of p_\perp . The v_2 coefficient is plotted for several values of the shear viscosity over entropy density. Both Glauber and CGC initial conditions have been used in the simulations. Finally, a comparison with the experimental value of the elliptic flow from the STAR collaboration is made. The full dots correspond to the measurement of elliptic flow by the event plane method and the open dots to the estimate of the elliptic flow where the non-flow effects have been removed.

In principle, ideal hydrodynamics ($\eta/s \sim 10^{-4}$) shows a good description of the data but the effect of the shear viscosity is needed to better explain the experimental curve. The value of $\eta/s \sim 0.08$ seems to be the optimal one for the Glauber initial conditions whereas the best value for the CGC initial conditions turns out to be $\eta/s \sim 0.16$. An important conclusion can be extracted. The matter created at heavy-ion collisions behaves like an ideal fluid with a very low shear viscosity/entropy density. The strongly

coupled quark-gluon plasma (sQPG) is therefore a collective state with a very low η/s near the KSS bound $1/(4\pi) \simeq 0.08$ [KSS05].

The viscosity dependence is stronger in higher harmonics like v_3 as can be seen in Fig. 1.12. The triangular flow can give a better estimate of η/s and it can serve as a probe for initial state assumptions. Moreover, the determination of η/s can help distinguish between initial state models. For example, once the value of the η/s coefficient has been determined by matching the elliptic flow for both Glauber and CGC models, one can predict the value of the higher flow coefficients (with η/s fixed) and compare the results with the data provided by the experiment. The triangular flow, very sensitive to initial fluctuations, can help distinguish between one model and another as proposed by the PHENIX in [A⁺11e] favouring the Monte Carlo Glauber model rather than the CGC-inspired model.

1.7.5 Bulk viscosity effects

The bulk viscosity ζ has usually been neglected in hydrodynamic calculations due to the general belief that it should numerically be much smaller than the shear viscosity. This idea came from experience with ordinary fluid such as water where $\zeta \ll \eta$. Also from the perturbative calculations of ζ in the quark-gluon plasma as in [ADM06], where the ratio between the bulk and shear viscosities for $N_f = 3$ massless quarks and in the range of strong coupling constant $\alpha_s \in (0.02, 0.3)$ is

$$\frac{\zeta}{\eta} \simeq 0.3 \alpha_s^4 \sim 10^{-3} - 10^{-8} . \quad (1.67)$$

However, this picture can change in the strong coupling regime, where the hadronic states are the relevant degrees of freedom. Actually, the bulk viscosity can be much larger than the shear viscosity around the critical temperature where the conformal anomaly peaks. Lattice QCD calculations [KKT08] have shown that the bulk viscosity over entropy density diverges at the critical temperature as we reproduce in Fig. 4.1.

The latest hydrodynamical simulations are incorporating the ζ/s coefficient in order to include its effects in the collective flow observables. As an example we show in Fig. 1.14 a recent calculation [Boz11b] showing the integrated elliptic flow as a function of centrality. The red points are data from the ALICE collaboration and the blue dots from the STAR collaboration at lower energy. In both cases, the elliptic flow is calculated by four-particle correlations in order to minimize the non-flow effects. The two curves on the plot are the output from the hydrodynamic calculations using Glauber initial conditions, with an optimal value for η/s and ζ/s of 0.08 and 0.04, respectively, showing that ζ/η could be of the order of 0.5.

A limitation of these calculations is that they include a fixed value of η/s and ζ/s for the whole evolution of the fireball. Some hydrodynamical computations have also included the entire temperature dependence of the viscosities providing a more detailed description of the hydrodynamical expansion. The temperature dependence of the bulk viscosity has been qualitatively added in [SH09] and more recently in [RC11].

Reference	Temperature	η/s	ζ/s
[SH09]	$T < T_c$	$1/(4\pi)$	0
[SH09]	T_c	$1/(4\pi)$	0.04-0.08
[NDH ⁺ 11]	100 MeV	0.6	-
[NDH ⁺ 11]	180 MeV	0.08	-
[DS11]	$T \sim T_f$	-	$\lesssim 0.05$
[Boz11b]	$T < T_c$	0.08	0.04
[RC11]	$T < T_{cross} = 175$ MeV	0.08-0.16	0.023
[RC11]	$T_{cross} = 175$ MeV	0.08-0.16	0.038
[PG11]	$T < T_c$	0.64	-

Table 1.2: Some data-based estimates of η/s and ζ/s in the hadronic side at different temperatures.

The temperature dependence of η/s has been added in [NDH⁺11] showing that the viscosity in the hadronic side gives the most relevant contribution at RHIC energies, whereas the QGP viscosity is more important at LHC energies.

In Table 1.2 we summarize some values of the shear and bulk viscosities in the hadronic phase that have appeared in recent literature.

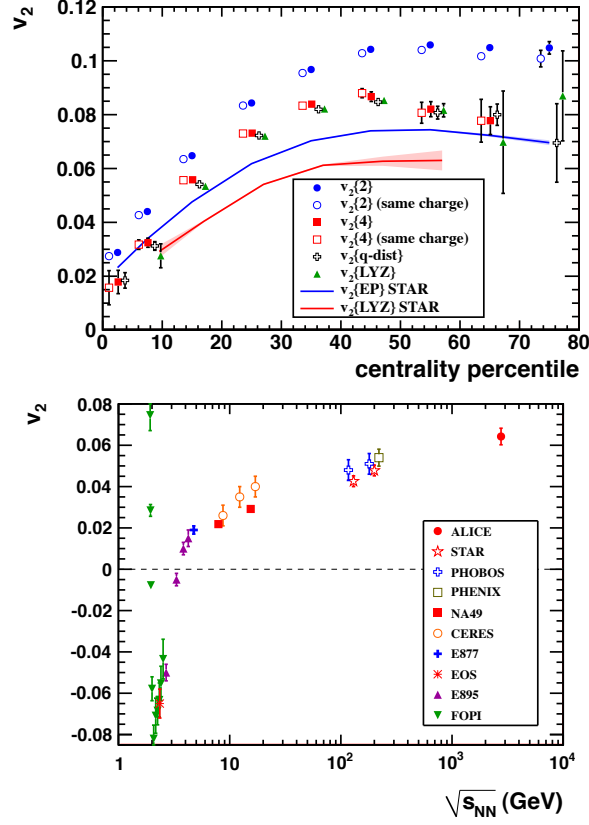


Figure 1.10: Top panel: Integrated elliptic flow v_2 as a function of the centrality. The blue dots are extracted using two-particle correlations and the red dots using four-particle correlations. Some results obtained by using other methods are also shown. The blue and red lines are the STAR results. The integrated elliptic flow is larger for collisions with higher collision energy. Bottom panel: Integrated elliptic flow for the centrality class 20%–30% as a function of the beam CM energy. The integrated elliptic flow increases with $\sqrt{s_{NN}}$. The last point is the result of the ALICE collaboration with an $\sqrt{s_{NN}} = 2.76$ TeV. The cluster around $\sqrt{s_{NN}} = 150$ GeV correspond to the results of three of the experiments at RHIC (STAR, PHOBOS and PHENIX). Figures taken from [A⁺10]. Copyright 2010 by The American Physical Society.

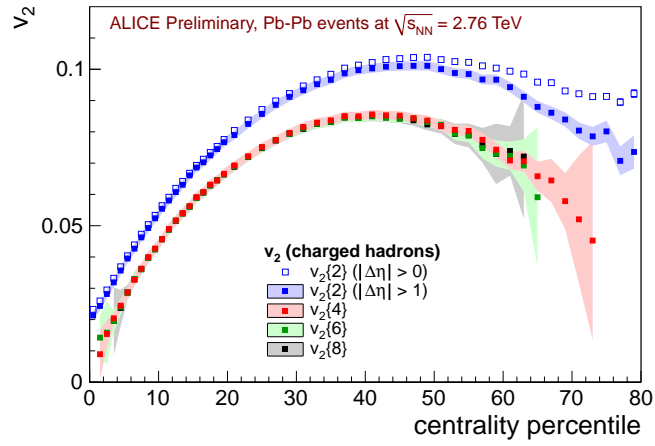


Figure 1.11: Integrated elliptic flow as a function of centrality for different cumulant methods, two-, four-, six- and eight-particle correlations. One can immediately see that for these collisions at ALICE the four-particle correlations suppress all the 'non-flow' effects with respect to the two-particle correlations. Figure courtesy of A. Bilandzic from [Bil11].

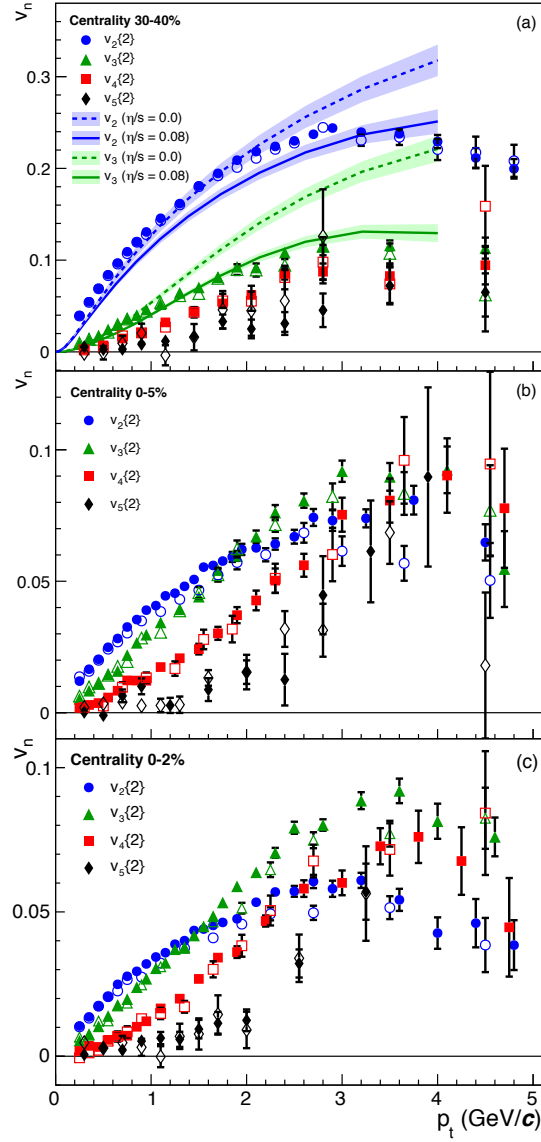


Figure 1.12: Differential flow coefficients up to v_5 as measured by ALICE for three different centrality bins. A good resolution is achieved for all of them. The last two panels correspond to very central collisions where the triangular flow is the dominant one at moderate p_t . Figures taken from [Col11]. Copyright 2011 by The American Physical Society.

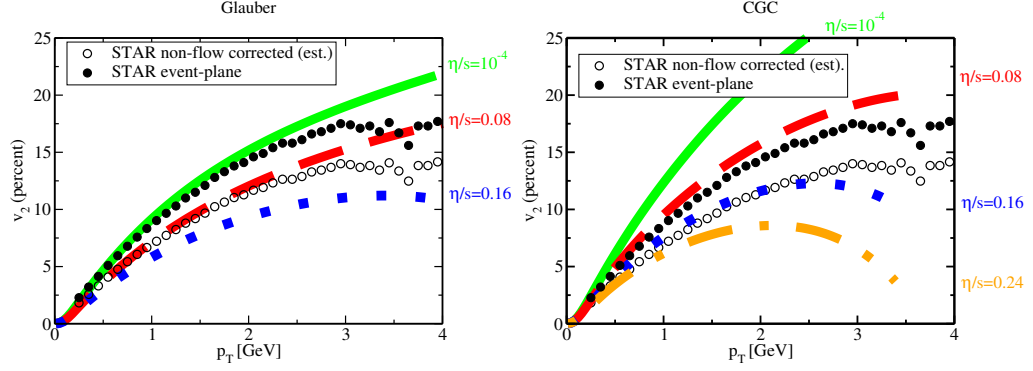


Figure 1.13: Differential elliptic flow as a function of p_{\perp} for gold-gold collisions as measured by the STAR collaboration. The solid dots correspond to the result obtained by the event plane method. This result contains non-flow effects that are subtracted in the empty dots. The result from the hydrodynamic calculation for several values of η/s is also shown. Figures courtesy of M. Luzum and P. Romatschke from [LR08]. Copyright 2008 by The American Physical Society.

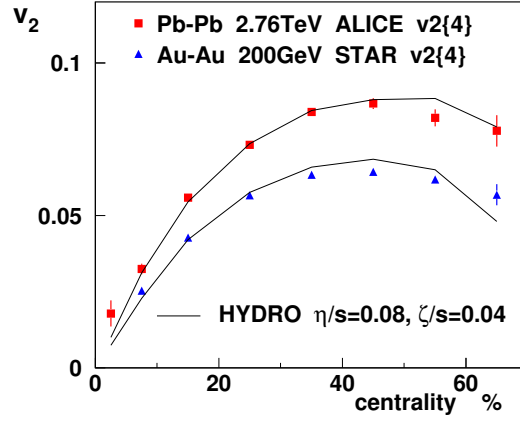


Figure 1.14: Integrated elliptic flow as a function of centrality for lead-lead collisions at ALICE (red squares) and Au+Au collisions at STAR (blue triangles). Solid line: The results coming from the hydrodynamic calculation with $\eta/s = 0.08$ and $\zeta/s = 0.04$. Figure from [Boz11b] courtesy of P. Bozek.

Chapter 2

Boltzmann-Uehling-Uhlenbeck Equation

When an external perturbation is applied to a system, this leaves the equilibrium state. The particles of the system, described by the one-particle distribution function, suffer from many collisions producing a transport of the conserved quantities (energy, momentum and others). The one-particle distribution function is then modified and its time evolution is described by a kinetic equation. By knowing the one-particle distribution function out of equilibrium, and connecting with the hydrodynamic formalism one is able to extract the transport coefficients that govern the relaxation of the fluid to the equilibrium state. We will start by introducing the Boltzmann-Uehling-Uhlenbeck kinetic equation and the method derived by Chapman and Enskog to solve it. For the sake of simplicity, in this chapter we will set the formalism for a one-species gas, ignoring the conserved internal (or flavor-like) charges. Later, in Chapters 7 and 8 we will attend to these.

2.1 n -particle distribution functions and Bogoliubov-Born-Green-Kyrkwood-Yvon hierarchy

2.1.1 Classical description

Consider a gas with a large number of particles N inside a volume V [LL84], [Lib03]. Each of these particles is specified at time t by its position $\mathbf{r}_i(t)$ (with $i = 1, \dots, N$) and its momentum $\mathbf{q}_i(t)$. Therefore the whole system is entirely described by a set of $6N$ coordinates in the so-called Γ -phase space. A microstate of the system (ensemble of particles with definite positions and momenta at a given time) is specified by a representative point in the Γ -phase space. This microstate must be compatible with the macrostate, defined by some thermodynamic functions as N , V , E , T ... The evolution of the system is determined by the Hamilton's equation (the Hamiltonian of the system is a function of t , \mathbf{r}_i and \mathbf{q}_i)

$$\dot{\mathbf{q}}_i = -\frac{\partial H(t, \mathbf{r}_i(t), \mathbf{q}_i(t))}{\partial \mathbf{r}_i}, \quad \dot{\mathbf{r}}_i = \frac{\partial H(t, \mathbf{r}_i(t), \mathbf{q}_i(t))}{\partial \mathbf{q}_i} \quad (2.1)$$

and the evolution of the system follows a curve in the Γ -phase space.

For systems with constant total energy, their microstates are restricted to those representative points in the phase space $(\mathbf{r}_i, \mathbf{q}_i)$ which $H(t, \mathbf{r}_i, \mathbf{q}_i) = E$. For open systems there is no such a restriction (apart from the condition of being compatible with the macrostate) and some microstates are easier to reach in the Γ -phase space than others. One can define the phase-space density $\rho(t, \mathbf{r}_i, \mathbf{q}_i)$ which is the probability for a system to be in a given microstate in the Γ -phase space.

The quantity

$$\prod_{i=1}^N d^3\mathbf{r}_i d^3\mathbf{q}_i \rho(t, \mathbf{r}_i, \mathbf{q}_i) \quad (2.2)$$

is the number of accesible microstates that at time t are contained in the phase-space volume element $\prod_{i=1}^N d^3\mathbf{r}_i d^3\mathbf{q}_i$ centered at $(\mathbf{r}_i, \mathbf{q}_i)$.

The evolution of the phase-space density along a phase-space trajectory is given by the Liouville's equation:

$$\frac{d}{dt}\rho(t, \mathbf{r}_i, \mathbf{q}_i) = \frac{\partial}{\partial t}\rho(t, \mathbf{r}_i, \mathbf{q}_i) + \{\rho(t, \mathbf{r}_i, \mathbf{q}_i), H\} = 0, \quad (2.3)$$

where H is the Hamiltonian of the system. This equation can be obtained from Hamilton's equations (2.1).

Any observable O , a function of the \mathbf{r}_i and \mathbf{q}_i can be averaged over the ensemble as follows:

$$\langle O(t) \rangle = \frac{\int \prod_{i=1}^N d^3\mathbf{r}_i d^3\mathbf{q}_i O(\mathbf{r}_i, \mathbf{q}_i) \rho(t, \mathbf{r}_i, \mathbf{q}_i)}{\int \prod_{i=1}^N d^3\mathbf{r}_i d^3\mathbf{q}_i \rho(t, \mathbf{r}_i, \mathbf{q}_i)}. \quad (2.4)$$

The building blocks of kinetic theory are the n -particle distribution functions or joint-probability distributions, $f(t, \mathbf{x}_1, \mathbf{p}_1, \dots, \mathbf{x}_n, \mathbf{p}_n)$. A n -particle distribution function represents the probability of finding at given time t the particle 1 at $(\mathbf{x}_1, \mathbf{p}_1)$, the particle 2 at $(\mathbf{x}_2, \mathbf{p}_2)$, and so on up to the particle n .

These distribution functions can be obtained from the phase-space density function $\rho(t, \mathbf{r}_i, \mathbf{q}_i)$ by integrating the appropriate remaining coordinates of the phase-space. For example, the one-particle distribution function is defined as:

$$f(t, \mathbf{x}, \mathbf{p}) = \left\langle \sum_i^N \delta(\mathbf{x} - \mathbf{r}_i) \delta(\mathbf{p} - \mathbf{q}_i) \right\rangle. \quad (2.5)$$

To have access to all the distribution functions would provide all the physical information of the system, completely equivalent to knowing the phase-space density function. They can be obtained by solving their equations of evolution (as hard as solving the Liouville equation). The equation for f is generated by integrating the Liouville equation over the phase-space coordinates $\mathbf{r}_n, \mathbf{q}_n, \dots, \mathbf{r}_N, \mathbf{q}_N$ by assuming a particular form of the Hamiltonian (with one- and two- particle interaction potential).

After integrating the Liouville equation, one realizes that the equation of evolution for the n -particle distribution function is non-linearly coupled with the $n+1$ -distribution function (and so on up to $n = N$). This set of coupled integro-differential equations is called the BBGKY (Bogoliubov-Born-Green-Kyrkwood-Yvon) hierarchy of equations.

2.2 Kinetic equation

Taking only the first equation of the BBGKY hierarchy for the one-particle distribution function and performing the approximation of substituting the two-particle distribution function by a product of two one-particle distribution functions one obtains a closed equation for $f(t, \mathbf{x}, \mathbf{p})$. The resulting equation is called a kinetic equation.

The assumptions for obtaining the kinetic equation are:

- The fluid is a dilute medium in which only binary collisions occur. Therefore multiple collisions are neglected. However, the binary collisions may be, in principle, inelastic ($\pi\pi \rightarrow KK$) as well as elastic ($\pi\pi \rightarrow \pi\pi$).
- The collision time is much smaller than the mean free time between consecutive collisions. This assumption is valid when the gas is dilute enough. In terms of typical lengths this is expressed as

$$L \gg \lambda_{mf} \gg R , \quad (2.6)$$

where L is the size of the system, λ_{mf} is the mean free path or length between successive collisions and R is the range of interaction (typically a scattering length or the radius of the particles in the hard-sphere approximation).

- *Stosszahlansatz* or molecular chaos hypothesis. This implies the absence of particle correlations before the collision process takes place. This assumption entails decoupling the first equation in the BBGKY hierarchy by the replacement:

$$f(t, \mathbf{x}_1, \mathbf{p}_1, \mathbf{x}_2, \mathbf{p}_2) \simeq f(t, \mathbf{x}_1, \mathbf{p}_1) f(t, \mathbf{x}_2, \mathbf{p}_2) . \quad (2.7)$$

Because from now on we will only work with the one-particle distribution function we will change the notation:

$$f_p(t, \mathbf{x}) \equiv f(t, \mathbf{x}, \mathbf{p}) , \quad (2.8)$$

where the subindex p denote both the momentum dependence of the distribution function and also a label for the particle entering in the elastic scattering process. Considering a classical scattering between two particles, we will denote by k_1 and k_2 the momenta of the two incoming particles; and k_3 and p the momenta of the outgoing particles.

The time evolution of the one-particle distribution function $f_1(t, \mathbf{x})$ is given by the kinetic equation, which is of the following type:

$$\frac{df_1}{dt} = C[f_1, f_2] . \quad (2.9)$$

The classical kinetic equation is called the Boltzmann equation and is known since L. Boltzmann derived it in 1872 for a gas of classical particles. The collision operator of the Boltzmann equation in the right-hand side of (2.9) reads explicitly [LLP81, GvLvW80, Lib03]

$$C[f_1, f_2] = \frac{1}{(2\pi)^3} \int d\Omega d\mathbf{k}_2 v_{rel} \frac{d\sigma_{12}}{d\Omega} [f_3 f_p - f_1 f_2] , \quad (2.10)$$

where v_{rel} is the relative velocity between the incoming particles, and $\frac{d\sigma_{12}}{d\Omega}$ the differential cross section of the process. The existence of an equilibrium solution to this equation was proven by Boltzmann in the form of the H -theorem.

The local H -theorem follows from that the entropy production at any time-space point is never negative. The entropy production is only vanishing when the solution of the kinetic equation is the local equilibrium distribution function or equilibrium Maxwellian:

$$f_p(t, \mathbf{x}) = n_p(t, \mathbf{x}) \equiv \frac{1}{e^{\frac{p^\alpha u_\alpha(t, \mathbf{x}) - \mu(t, \mathbf{x})}{T(t, \mathbf{x})}}} , \quad (2.11)$$

that satisfies the detailed balance equation

$$n_1(t, \mathbf{x}) n_2(t, \mathbf{x}) = n_3(t, \mathbf{x}) n_p(t, \mathbf{x}) . \quad (2.12)$$

2.2.1 Wigner function

So far, the discussion has been purely classical. In quantum theory an analogous derivation can be made, using quantum-mechanical averages instead of (2.4). The analogue to the one-particle distribution function is called Wigner function [Wig32] and it formally coincides with the classical distribution function. Moreover, a global factor due to the quantum mechanical formulation appears in this function:

$$f_p^C(t, x) \rightarrow f_p^Q(t, x) \frac{g}{(2\pi\hbar)^3} , \quad (2.13)$$

where g accounts for the quantum degeneracy of the particle ($g=2$ for electrons due to spin, $g=3$ for pions due to isospin or $g=2$ for photons due to the polarization states) and the factor $1/(2\pi\hbar)^3$ comes from the fact that $d\mathbf{x}d\mathbf{p}/h^3$ is the number of quantum states in the infinitesimal phase-space volume. Additionally, the collision operator is not written in terms of the cross section but in terms of the scattering matrix elements.

When the Bose-Einstein must be applied (as is the case for pion at moderate temperatures) the kinetic equation is called the Boltzmann-Uehling-Uhlenbeck (BUU) equation. It contains some extra factors that accounts for the Bose-Einstein nature of the particles and that produce an enhancement of the phase space in the available states. To be consistent with our later references we will focus on the BUU equation for f_p :

$$\frac{df_p}{dt} = C[f_3, f_p] , \quad (2.14)$$

where the collision operator of the BUU equation reads explicitly

$$C[f_3, f_p] = \frac{g_3}{1 + \delta_{3,p}} \int d\Gamma_{12,3p} [f_1 f_2 (1 + f_3)(1 + f_p) - f_3 f_p (1 + f_1)(1 + f_2)] , \quad (2.15)$$

where g_3 is the degeneracy of the particle 3 and $1 + \delta_{3,p}$ factor accounts for the possible undistinguishable particles in the final state. The scattering measure is

$$d\Gamma_{12,3p} \equiv \frac{1}{2E_p} |\overline{T}|^2 \prod_{i=1}^3 \frac{d\mathbf{k}_i}{(2\pi)^3 2E_i} (2\pi)^4 \delta^{(4)}(k_1 + k_2 - k_3 - p) . \quad (2.16)$$

The local equilibrium distribution function is the Bose-Einstein function:

$$f_p(t, \mathbf{x}) = n_p(t, \mathbf{x}) \equiv \frac{1}{e^{\frac{p^\alpha u_\alpha(t, \mathbf{x}) - \mu(t, \mathbf{x})}{T(t, \mathbf{x})}} - 1} . \quad (2.17)$$

This function satisfies the detailed balance condition as well:

$$n_1(t, \mathbf{x}) n_2(t, \mathbf{x}) [1 + n_3(t, \mathbf{x})] [1 + n_p(t, \mathbf{x})] = n_3(t, \mathbf{x}) n_p(t, \mathbf{x}) [1 + n_1(t, \mathbf{x})] [1 + n_2(t, \mathbf{x})] . \quad (2.18)$$

In the following, we will denote as x the space-time four-vector (t, \mathbf{x}) on which the hydrodynamic fields and distribution functions depend.

2.3 Chapman-Enskog expansion

The so-called Chapman-Enskog expansion is one of the several classical methods to obtain an approximate solution of the BUU equation.

In addition to the three length scales defined in Sec. 2.2 one can introduce a characteristic hydrodynamic length h which is the typical size of the inhomogeneities of the system [GvLvW80], [GS03]. The separation of scales are the following: A particle suffers from a collision with another in a characteristic length being the range of interaction, R . After that, the particle moves freely a distance of the order of λ_{mfp} until it encounters another particle and collides again. Inside h , the particle suffers from many collisions. Due to these scatterings the distribution function becomes close to the local equilibrium one. This local equilibrium state is characterized by μ , \mathbf{u} and T that vary from one region to another. In a larger time, the particle has travelled distances greater than h and the differences in the three hydrodynamical fields smooth across the whole system. The gas reaches a state of global equilibrium defined by μ , \mathbf{u} and T which do not depend on x .

We can summarize the hierarchy of scales as

$$L \gg h \gg \lambda_{mfp} \gg R , \quad (2.19)$$

where L is the typical size of the system. In terms of characteristic times, one can divide the previous inequalities by the thermal velocity $v \sim \sqrt{T/m}$.

$$L/v \gg \tau_h \gg \tau_{mft} \gg \tau_R , \quad (2.20)$$

where $\tau_h = h/v$ is the characteristic time of travel through the inhomogeneities of the system, τ_{mft} is the mean free time, and $\tau_R = R/v$ is the duration of a collision.

In this scenario there are two main time scales governed by a fast and a subsequent slow processes: 1) The fast relaxation from the non-equilibrium initial state to a local equilibrium state, due to many collisions inside h . The time of local equilibration is of the order of τ_{mft} . This stage is called the kinetic regime, sensitive to initial state. 2) The slow relaxation from local to global equilibrium, at distances of several h . The time needed for this process is of the order of τ_h . This process is called the hydrodynamic regime. It does not depend on the initial state but only on the hydrodynamic fields $T(x), \mu(x), \mathbf{u}(x)$ that depend on the time-space variables.

According to this, one expects that the one-particle distribution function in the second stage depends on space-time through a functional in the hydrodynamical variables:

$$f_p(x) = f_p[T(x), \mu(x), \mathbf{u}(x)] . \quad (2.21)$$

A solution of the BUU equation of this type is called a *normal solution*.

The Chapman-Enskog procedure is a systematic way of constructing a normal solution to the BUU equation in powers of the Knudsen number ($\text{Kn} = \lambda_{mfp}/h$).

To proceed, take the BUU equation (we drop the argument (t, \mathbf{x}) of the distribution function to ease the notation)

$$\frac{df_p}{dt} = C[f_3, f_p] , \quad (2.22)$$

separate the convective time derivative and the gradient operator to get

$$\partial_t f_p = -v^i \nabla_i f_p + C[f_3, f_p] \quad (2.23)$$

and divide the right-hand side of the equation by f_p . The first term of the right-hand side is the inverse characteristic length for the inhomogeneities

$$\left| \frac{p^i}{E_p} \nabla_i \ln f_p \right| \simeq h^{-1} v \quad (2.24)$$

and the second is the inverse mean free path

$$\left| \frac{C[f_3, f_p]}{f_p} \right| \simeq \lambda_{mfp}^{-1} v . \quad (2.25)$$

Taking into account the inequalities in Eq. (2.19) we deduce that $C[f_p, f_p]/f_p$ is much smaller than $v^i \nabla_i \ln f_p$. Since $h^{-1} \simeq |\nabla \ln f_p|$, the expansion in powers of the Knudsen number is actually equivalent to an expansion in powers of hydrodynamical gradients.

The way of translating the separation of scales into the BUU equation is the following. The normal solution to the kinetic equation is expanded:

$$f_p = f_p^{(0)} + \epsilon f_p^{(1)} + \epsilon^2 f_p^{(2)} + \dots , \quad (2.26)$$

where ϵ is the so-called non-uniformity parameter and it measures the relative strength of the gradient. For consistency, it is set to one at the end of the calculation, so it is nothing but a book-keeping parameter that can be interpreted as the Knudsen number, that controls the order of the approximation.

The spatial gradient is formally substituted by, $\nabla_i \rightarrow \epsilon \nabla_i$, and the time derivative of the normal solution is expanded

$$\partial_t f_p = \epsilon (\partial_t)^{(1)} f_p + \epsilon^2 (\partial_t)^{(2)} f_p + \dots . \quad (2.27)$$

The action of $\partial_t^{(i)}$ occurs through the dependence on the hydrodynamic fields

$$\partial_t^{(i)} f_p = \partial_t^{(i)} T \frac{\partial f_p}{\partial T} + \partial_t^{(i)} \mu \frac{\partial f_p}{\partial \mu} + \partial_t^{(i)} \mathbf{u} \cdot \frac{\partial f_p}{\partial \mathbf{u}} . \quad (2.28)$$

The operators $\partial_t^{(i)} \mu$, $\partial_t^{(i)} T$ and $\partial_t^{(i)} \mathbf{u}$ are obtained from the macroscopic conservation laws performing the same expansion and equating the terms with equal powers of ϵ . Up to order ϵ^1 they explicitly read

$$\begin{cases} \partial_t^{(0)} T = \partial_t^{(0)} \mu = \partial_t^{(0)} \mathbf{u} = 0 , \\ \partial_t^{(1)} T = -T \left(\frac{\partial P}{\partial \epsilon} \right)_n \nabla \cdot \mathbf{V} , \\ \partial_t^{(1)} \mu = - \left[\mu \left(\frac{\partial P}{\partial \epsilon} \right)_n + \left(\frac{\partial P}{\partial n} \right)_\epsilon \right] \nabla \cdot \mathbf{V} , \\ \partial_t^{(1)} \mathbf{u} = - \frac{\nabla P}{w} . \end{cases} \quad (2.29)$$

One sees that is enough to consider the ideal gas approximation. For higher orders the situation is more complicated and one should take into account the ϵ -expansion inside the energy-momentum tensor and four-particle flux.

Then, one substitutes all the previous equations into the BUU equation and identifies terms with equal powers in ϵ . One obtains the following hierarchy of equations

$$\begin{cases} 0 &= C[f_3^{(0)}, f_p^{(0)}] , \\ \partial_t^{(1)} f_p^{(0)} + \frac{p^i}{E_p} \nabla_i f_p^{(0)} &= C[f_3^{(0)}, f_p^{(1)}] + C[f_3^{(1)}, f_p^{(0)}] . \end{cases} \quad (2.30)$$

The solution of the zeroth-order equation is the local Bose-Einstein function of Eq. (2.17) with arguments depending on time and space (sometimes called Juetner distribution function). This zeroth order approximation reads

$$f_p^{(0)}(x) = n_p(x) . \quad (2.31)$$

The next order gives the first nontrivial contribution to the distribution function. In this dissertation we will stop at first order:

$$f_p(x) = n_p(x) + f_p^{(1)}(x) . \quad (2.32)$$

The first-order kinetic equation reads

$$\begin{aligned} \partial_t^{(1)} f_p^{(0)} + \frac{p^i}{E_p} \nabla_i f_p^{(0)} &= -\frac{g}{2} \int d\Gamma_{12,3p} (1+n_1)(1+n_2)n_3n_p \\ &\times \left(\frac{f_p^{(1)}}{n_p(1+n_p)} + \frac{f_3^{(1)}}{n_3(1+n_3)} - \frac{f_1^{(1)}}{n_1(1+n_1)} - \frac{f_2^{(1)}}{n_2(1+n_2)} \right) , \end{aligned} \quad (2.33)$$

where $g = 3$ for the pion isospin degeneracy.

Observing the form of the collision operator (with Bose statistics) the *ansatz* for $f_p^{(1)}$ is conveniently parametrized as

$$f_p^{(1)} = -n_p(1 + n_p)\Phi(\mathbf{p}) . \quad (2.34)$$

$\Phi(\mathbf{p})$ is an adimensional function of \mathbf{p} that will contain an appropriate hydrodynamic gradient depending on the transport coefficient.

One realizes here the main feature in the Chapman-Enskog expansion at first order. The left-hand side of Eq. (2.33) only depends on derivatives of the local equilibrium distribution function (through the hydrodynamic fields) and therefore it does not depend on $\Phi(\mathbf{p})$.

2.3.1 Left-hand side of the BUU equation

At order ϵ^0 we have seen that the equation for $f_p^{(0)}$ reads

$$0 = C[f_3^{(0)}, f_p^{(0)}] \quad (2.35)$$

and the solution is the local Bose-Einstein distribution function. In an arbitrary frame it reads

$$n_p[T(x), \mu(x), u^\alpha(x)] = \frac{1}{e^{\frac{p^\alpha u_\alpha(x) - \mu(x)}{T(x)}} - 1} , \quad (2.36)$$

that reduces to the usual Bose-Einstein distribution function in the comoving frame ($\mathbf{V} \neq 0$, $\gamma = 1$).

One important remark is that the five independent hydrodynamical fields $T(x)$, $\mu(x)$ and $u^i(x)$ are not necessarily the same as in equilibrium and one should fix them appropriately. The prescription to do this is to impose the conditions of fit, that we will describe in the next section.

With the parametrization used in Eq. (2.34), $f_p = n_p - n_p(1 + n_p)\Phi(\mathbf{p})$ the order ϵ reads

$$E_p \partial_t^{(1)} n_p(x) + p^i \nabla_i n_p(x) = \frac{gE_p}{2} \int d\Gamma_{12,3p} (1 + n_1)(1 + n_2)n_3 n_p (\Phi_p + \Phi_3 - \Phi_1 - \Phi_2) . \quad (2.37)$$

Note that we have multiplied the equation by E_p for convenience.

The collision operator has become a linearized operator in Φ_p . We focus on the left-hand side of Eq. (2.37) to obtain the final form of this term.

One uses first Eq. (2.28) for the temporal derivative, together with the Euler equations Eq. (2.29), for the derivatives of the hydrodynamical field and the Leibniz rule for the derivative of n_p with respect to these fields

$$\partial_A n_p(x) = -n_p(x)[1 + n_p(x)]\partial_A [\beta(p^\alpha u_\alpha - \mu)] , \quad (2.38)$$

with $A = T, \mu, u^i$. The gradient is obtained by using the Leibniz rule with

$$\nabla_i \beta = -\beta^2 \nabla_i T \quad (2.39)$$

and the Gibbs-Duhem relation

$$\nabla_i \mu = -\frac{s}{n} \nabla_i T + \frac{1}{n} \nabla_i P. \quad (2.40)$$

As an intermediate step, we perform the separation into a traceless and “traceful” parts.

$$p^i p^j \partial_i V_j = p^i p^j \left(\frac{1}{2} (\partial_i V_j + \partial_j V_i) - \frac{1}{3} \delta_{ij} \nabla \cdot \mathbf{V} + \frac{1}{3} \delta_{ij} \nabla \cdot \mathbf{V} \right) = p^i p^j (\tilde{V}_{ij} + \frac{1}{3} \delta_{ij} \nabla \cdot \mathbf{V}). \quad (2.41)$$

The first term goes to the shear viscosity and is the “traceless” part because it satisfies $\sum_i \tilde{V}_{ii} = 0$. The part that goes with the bulk viscosity is the “traceful” part $\frac{1}{3} \delta_{ij} \nabla \cdot \mathbf{V}$.

The final solution reads:

$$\begin{aligned} E_p \frac{df_p}{dt} = & \beta n_p(x) (1 + n_p(x)) \left\{ p^i p^j \tilde{V}_{ij} + \left(\frac{1}{3} \mathbf{p}^2 - E_p^2 v_n^2 - E_p \kappa_\epsilon^{-1} \right) \nabla \cdot \mathbf{V} \right. \\ & \left. + \beta \left(E_p - \frac{w}{n} \right) \mathbf{p} \cdot \left(\nabla T - \frac{T}{w} \nabla P \right) \right\}, \end{aligned} \quad (2.42)$$

where we have defined the isochorus sound speed and the compressibility at constant energy density

$$v_n^2 = \left(\frac{\partial P}{\partial \epsilon} \right)_n, \quad \kappa_\epsilon^{-1} = \left(\frac{\partial P}{\partial n} \right)_\epsilon. \quad (2.43)$$

These two quantities can be calculated from derivatives of the pressure by the following formulae

$$v_n^2 = \frac{s \chi_{\mu\mu} - n \chi_{\mu T}}{C_V \chi_{\mu\mu}}, \quad (2.44)$$

$$\kappa_\epsilon^{-1} = \frac{n T \chi_{TT} + (n \mu - s T) \chi_{\mu T} - s \mu \chi_{\mu\mu}}{C_V \chi_{\mu\mu}}, \quad (2.45)$$

where $n = \left(\frac{\partial P}{\partial \mu} \right)_T$, $s = \left(\frac{\partial P}{\partial T} \right)_\mu$, the susceptibilities

$$\chi_{xy} = \frac{\partial^2 P}{\partial x \partial y} \quad (2.46)$$

and the specific heat

$$C_V = T \left(\frac{\partial s}{\partial T} \right)_V = T \left(\chi_{TT} - \frac{\chi_{\mu T}^2}{\chi_{\mu\mu}} \right). \quad (2.47)$$

One important remark to take into account is that from the previous lines one can see that at first order in the Chapman-Enskog expansion all the thermodynamic functions that appear in the linearized Boltzmann equation should be defined as in equilibrium. That means, that the functions appearing in the left-hand side of the BUU equation (2.42) should be taken as those for an ideal Bose-Einstein gas.

Shear Viscosity

The shear viscosity appears when the perturbation of the fluid is exclusively by a shear perturbation of the velocity field. For this reason the term associated with the shear viscosity in Eq. (2.42) is

$$p_\mu \partial^\mu n_p(x)|_\eta = \beta n_p(x)(1 + n_p(x)) p^i p^j \tilde{V}_{ij} . \quad (2.48)$$

Bulk Viscosity

The part of Eq. (2.42) describing uniform compression or expansion of the fluid is related with the bulk viscosity:

$$p_\mu \partial^\mu n_p(x)|_\zeta = \beta n_p(x)(1 + n_p(x)) \left(\frac{1}{3} \mathbf{p}^2 - E_p^2 v_n^2 - E_p \kappa_\epsilon^{-1} \right) \nabla \cdot \mathbf{V} . \quad (2.49)$$

Heat Conductivity

Finally, the terms of Eq. (2.42) coming with the heat conductivity are those related with gradients in temperature and pressure:

$$p_\mu \partial^\mu n_p(x)|_\kappa = \beta^2 n_p(x)(1 + n_p(x)) \left(E_p - \frac{w}{n} \right) \mathbf{p} \cdot \left(\nabla T - \frac{T}{w} \nabla P \right) . \quad (2.50)$$

2.4 Conditions of fit

As pointed out before, the hydrodynamic functions are not necessarily the same as in equilibrium but it is convenient to make this identification. The formal way of doing that is to claim that the energy density, particle density and the particle or energy flux are entirely defined in equilibrium. The three conditions needed for fully specify the hydrodynamical variables are called “conditions of fit” and we detail them here:

- *Condition of fit no.1:* The energy density is defined as being the same as in equilibrium. In the local reference frame this quantity corresponds to the 00 component of the energy-momentum tensor. Therefore, this amounts in

$$T^{00} = T_{eq}^{00} \rightarrow \tau^{00} = 0 . \quad (2.51)$$

Implicitly, this condition defines the temperature field in non-equilibrium to be the same as in equilibrium.

- *Condition of fit no.2:* The particle density is defined as being the same as in equilibrium. This condition makes only sense if the system has a conserved current (particle, charge...). In the local reference frame this corresponds to the 0 component of the four-particle flow

$$n^0 = n_{eq}^0 \rightarrow \nu^0 = 0 . \quad (2.52)$$

This condition fixes the chemical potential associated with the conserved current in the non-equilibrium as being the same as in equilibrium.

The hydrodynamical velocity possesses a similar condition to fix. However, one can define it to be parallel to the particle flow (Eckart's choice) or to the energy flow (Landau's choice) because in a relativistic theory both quantities are not necessarily parallel. Even an intermediate choice can be used.

- *Condition of fit no. 3a (Landau or Landau-Lifshitz condition):* The energy flux is defined as being the same as in equilibrium. That makes the velocity field to be parallel as the energy flux. This condition can be applied to a system with or without a conserved current.

$$T^{0i} = T_{eq}^{0i} \rightarrow \tau^{0i} = 0 . \quad (2.53)$$

Moreover, in the local rest frame this implies that there is no energy flux at all

$$T^{0i} = 0 . \quad (2.54)$$

- *Condition of fit no. 3b (Eckart condition):* The particle flux is defined as in equilibrium. That defines the velocity field to be parallel to the particle flux. This condition can only be applied to a system with a conserved current.

$$n^i = n_{eq}^i \rightarrow \nu^i = 0 . \quad (2.55)$$

Moreover, in the local frame this implies that there is no particle flux at all

$$n^i = 0 . \quad (2.56)$$

Variable to be defined	Invariant quantity	Expression (arb. frame)	Expression (local rest frame)
T	Energy density	$u_\nu u_\nu \tau^{\mu\nu} = 0$	$\tau^{00} = 0$
μ	Particle density	$u_\mu \nu^\mu = 0$	$\nu^0 = 0$
u^i	Energy flux	$\Delta^{\mu\nu} T_{\nu\sigma} u^\sigma = 0$	$T^{0i} = 0 \rightarrow \tau^{0i} = 0^*$
u^i	Particle flux	$\Delta^{\mu\nu} n_\nu = 0$	$n^i = 0 \rightarrow \nu^i = 0^*$

*) In equilibrium $T_{eq}^{0i} = 0$ and $n_{eq}^i = 0$ because of the symmetry of the integrand in (A.43) and (A.45).

Chapter 3

Shear Viscosity and KSS Coefficient

The experimental results in relativistic heavy-ion collisions at RHIC and LHC indicate that the description of the expanding system as a nearly ideal fluid is well-suited. The use of viscous hydrodynamics should provide a more accurate and detailed picture of the system by taking into account the leading corrections to the ideal fluid description.

As seen in Chapter 1 the most relevant transport coefficient for understanding some of the properties of the collective flow in relativistic heavy-ion collisions is the shear viscosity over entropy density (the KSS number). For example, because of its dependence over the behaviour of the flow coefficients as a function of p_\perp and centrality.

The shear viscosity has also been calculated in the color-flavor locked phase of dense quark matter at low temperature in [MDLE05]. This result is of interest for describing the properties of rotating compact stars.

In this chapter we will calculate the shear viscosity of a pion gas and the KSS coefficient showing that it is plausible to have a minimum in the crossover temperature of deconfinement.

3.1 Shear viscosity

We read the left-hand side of the linearized equation for the shear viscosity from Eq. (2.48):

$$p_\mu \partial^\mu n_p(x)|_\eta = \beta n_p(x) [1 + n_p(x)] p^i p^j \tilde{V}_{ij} , \quad (3.1)$$

with \tilde{V}_{ij} being

$$\tilde{V}_{ij} = \frac{1}{2} (\partial_i V_j + \partial_j V_i) - \frac{1}{3} \delta_{ij} \nabla \cdot \mathbf{V} . \quad (3.2)$$

The linearized right-hand side reads:

$$\frac{g_\pi E_p}{2} \int d\Gamma_{12,3p} (1 + n_1)(1 + n_2) n_3 n_p (\Phi_p + \Phi_3 - \Phi_1 - \Phi_2) . \quad (3.3)$$

We will use the following parametrization for the function Φ_a :

$$\Phi_a = \beta^3 B_a^{ij} \tilde{V}_{ij} , \quad (3.4)$$

where B_a^{ij} is a function of \mathbf{k}_a . In [DLE04] the following parametrization was used

$$B_a^{ij} = (k_a^i k_a^j - \delta^{ij} k_a^2) B(k_a) , \quad (3.5)$$

where $B(k_a)$ is an adimensional function of k_a . In [Tea10], they use (with a different normalization) an alternative factorization

$$B_a^{ij} = k_a^i k_a^j B(k_a) , \quad (3.6)$$

but one can easily check that both are equivalent due to the fact that $\tilde{V}_{ij} \delta^{ij} = 0$.

The kinetic equation must hold for any components of the tensor \tilde{V}_{ij} and therefore the equation that we must solve for the function $B(p)$ is

$$\begin{aligned} n_p(1+n_p)p^i p^j &= \frac{g_\pi E_p}{2T^2} \int d\Gamma_{12,3p} (1+n_1)(1+n_2)n_3 n_p \\ &\times \left[p^i p^j B(p) + k_3^i k_3^j B(k_3) - k_1^i k_1^j B(k_1) - k_2^i k_2^j B(k_2) \right] . \end{aligned} \quad (3.7)$$

We still need to connect the shear viscosity with the unknown function $B(p)$. To do so, one employs hydrodynamics and kinetic theory. The spatial components of the shear-stress tensor for an isotropic gas read (see Eq. (A.38)):

$$\tau_{ij} = -2 \eta \tilde{V}_{ij} , \quad (3.8)$$

where η is the shear viscosity.

From kinetic theory, the shear-stress tensor is expressed as an average over the non-ideal distribution function. In the first order Chapman-Enskog expansion, it reads

$$\tau_{ij} = g_\pi \int \frac{d^3 p}{(2\pi)^3} f_p^{(1)} \frac{p_i p_j}{E_p} . \quad (3.9)$$

The last step is to connect the two expressions for the shear-stress tensor with the help of the following identity [CC91] to eliminate \tilde{V}_{ij} :

$$\int d^3 p f(p) p_i p_j p^k p^l W_{kl} = \frac{2}{15} W_{ij} \int d^3 p f(p) p^4 , \quad (3.10)$$

with the arbitrary tensor W_{kl} independent of p^i .

We finally obtain the desired expression of the shear viscosity:

$$\eta = \frac{g_\pi}{30\pi^2 T^3} \int \frac{dp}{E_p} n_p (1+n_p) p^6 B(p) . \quad (3.11)$$

3.1.1 Integration measure

We will use adimensional variables to express all the integrals. We have found that the most convenient change of variables is

$$x = \frac{E_p}{m}; \quad p = m\sqrt{x^2 - 1}; \quad y = \frac{m}{T} . \quad (3.12)$$

This choice has to do with the existence of zero modes in the bulk viscosity and conductivities, as will be seen in Sections 4.2.1 and 5.1.2. The zero modes appear because of the presence of conserved quantities. Due to the tensorial structure inside the collision operator, the shear viscosity does not suffer of zero modes.

When expanding the perturbation function inside the collision integral in powers of this variable x , it is possible to identify and extract these zero modes. The choice of a different variable can hide the zero modes provoking an inconsistency in the solution of the linearized equation. For the shear viscosity, this choice of variables or another (for example, in the work of Llanes-Estrada and Dobado [DLE04]) are equally valid, but this is not the case for transport coefficients that present zero modes in the linearized collision integral. The discussion will be clear in Chapters 4 and 5 when looking at the bulk viscosity and the conductivities.

The expression for the shear viscosity becomes

$$\eta = \frac{g\pi m^6}{30\pi^2 T^3} \int dx (x^2 - 1)^{5/2} \frac{z^{-1} e^{y(x-1)}}{[z^{-1} e^{y(x-1)} - 1]^2} B(x) . \quad (3.13)$$

This expression naturally defines an integration measure that will be characteristic of η , and a similar one will appear for each one of the transport coefficients. The integration measure reads

$$d\mu_\eta(x; y, z) = dx (x^2 - 1)^{5/2} \frac{z^{-1} e^{y(x-1)}}{[z^{-1} e^{y(x-1)} - 1]^2} , \quad (3.14)$$

and it has all the properties to be a consistent integration measure. Written in physical variables it reads:

$$d\mu_\eta = d^3p \frac{1}{4\pi m^6} \frac{p^4}{E_p} n_p (1 + n_p) . \quad (3.15)$$

One defines an inner product in the following way

$$\langle A(x)|B(x)\rangle(y, z) \equiv \int_1^\infty d\mu_\eta(x; y, z) A(x)B(x) . \quad (3.16)$$

With the notion of perpendicularity given by the inner product, one can construct a polynomial basis in powers of x . We choose it to be a monic orthogonal basis. Its first elements read:

$$\begin{aligned} P_0(x) &= 1 \\ P_1(x) &= x + P_{10} \\ P_2(x) &= x^2 + P_{21}x + P_{20} , \end{aligned} \quad (3.17)$$

with the coefficients $P_{10} = \frac{-K_1}{K_0}$, $P_{21} = \frac{K_0 K_3 - K_1 K_2}{K_1^2 - K_0 K_2}$ and $P_{20} = \frac{K_2^2 - K_1 K_3}{K_1^2 - K_0 K_2}$, ... conveniently obtained on a computer by a generalization of the Gram-Schmidt's method. Defined in this way, the elements of the basis satisfy:

$$\langle P_i | P_j \rangle = \|P_i\|^2 \delta_{ij} . \quad (3.18)$$

For convenience we also define the functions $K_i(y, z)$ with $i = n + m$:

$$K_i \equiv \langle x^n | x^m \rangle = \int d\mu_\eta x^i = \int dx (x^2 - 1)^{5/2} \frac{z^{-1} e^{y(x-1)}}{[z^{-1} e^{y(x-1)} - 1]^2} x^i . \quad (3.19)$$

The shear viscosity is simply expressed as

$$\eta = \frac{g_\pi m^6}{30\pi^2 T^3} \langle B(x) | P_0 \rangle . \quad (3.20)$$

We project the kinetic equation Eq. (3.7) by multiplying it by

$$\frac{1}{4\pi m^6} \frac{p_i p_j}{E_p} \quad (3.21)$$

and contracting the indices i and j to obtain

$$\begin{aligned} \frac{1}{4\pi m^6} n_p (1 + n_p) \frac{p^4}{E_p} P_0(x) &= \frac{g_\pi}{8\pi m^6 T^2} \int d\Gamma_{12,3p} (1 + n_1)(1 + n_2) n_3 n_p \\ &\times p_i p_j \left[p^i p^j B(p) + k_3^i k_3^j B(k_3) - k_1^i k_1^j B(k_1) - k_2^i k_2^j B(k_2) \right] . \end{aligned} \quad (3.22)$$

Now, multiply by $P_l(x)$ and integrate on d^3p on both sides

$$\begin{aligned} &\delta_{l0} \|P_0\|^2 \\ &= \frac{g_\pi \pi^2}{m^6 T^2} \int \prod_{m=1}^4 \frac{d^3 k_m}{(2\pi)^3 2E_m} \overline{|T|^2} (2\pi)^4 \delta^{(4)}(k_1 + k_2 - k_3 - p) (1 + n_1)(1 + n_2) n_3 n_p \\ &\times p_i p_j P_l(x) \left[p^i p^j B(p) + k_3^i k_3^j B(k_3) - k_1^i k_1^j B(k_1) - k_2^i k_2^j B(k_2) \right] , \end{aligned} \quad (3.23)$$

with $\|P_0\|^2 = K_0$.

Then, one can expand the $B(x)$ function in the polynomial basis we defined before:

$$B(x) = \sum_{n=0}^{\infty} b_n P_n(x) . \quad (3.24)$$

Symmetrizing the kinetic equation with the help of the detailed balance condition (2.18) one gets the final matricial equation:

$$\delta_{l0} K_0$$

$$\begin{aligned}
&= \sum_{n=0}^{\infty} b_n \frac{g_\pi \pi^2}{4m^6 T^2} \int \prod_{m=1}^4 \frac{d^3 k_m}{(2\pi)^3 2E_m} \overline{|T|^2} (2\pi)^4 \delta^{(4)}(k_1 + k_2 - k_3 - p) (1 + n_1)(1 + n_2) n_3 n_p \\
&\quad \times [p_i p_j P_l(p) + p_{3i} p_{3j} P_l(p_3) - p_{1i} p_{1j} P_l(p_1) - p_{2i} p_{2j} P_l(p_2)] \\
&\quad \times \left[p^i p^j P_n(p) + p_3^i p_3^j P_n(p_3) - p_1^i p_1^j P_n(p_1) - p_2^i p_2^j P_n(p_2) \right] , \tag{3.25}
\end{aligned}$$

that is solved order by order in the indices l and n .

Defining the following collision matrix,

$$\begin{aligned}
C_{nl} &= \frac{g_\pi \pi^2}{4m^6 T^2} \int \prod_{m=1}^4 \frac{d^3 k_m}{(2\pi)^3 2E_m} \overline{|T|^2} (2\pi)^4 \delta^{(4)}(k_1 + k_2 - k_3 - p) (1 + n_1)(1 + n_2) n_3 n_p \\
&\quad \times [p_i p_j P_l(p) + k_{3i} k_{3j} P_l(k_3) - k_{1i} k_{1j} P_l(k_1) - k_{2i} k_{2j} P_l(k_2)] \\
&\quad \times \left[p^i p^j P_n(p) + k_3^i k_3^j P_n(k_3) - k_1^i k_1^j P_n(k_1) - k_2^i k_2^j P_n(k_2) \right] , \tag{3.26}
\end{aligned}$$

we can write the linear system as

$$\sum_{n=0}^N C_{nl} b_n = K_0 \delta_{l0} . \tag{3.27}$$

Truncating at $N = 0$ (1×1 problem):

$$b_0 = K_0 C_{00}^{-1} , \tag{3.28}$$

with

$$\begin{aligned}
C_{00} &= \frac{g_\pi \pi^2}{4m^6 T^2} \int \prod_{m=1}^4 \frac{d^3 k_m}{(2\pi)^3 2E_m} \overline{|T|^2} (2\pi)^4 \delta^{(4)}(k_1 + k_2 - k_3 - p) (1 + n_1)(1 + n_2) n_3 n_p \\
&\quad \times \Delta[k_i k_j] \Delta[k^i k^j] , \tag{3.29}
\end{aligned}$$

where

$$\Delta[k_i k_j] \equiv [p_i p_j + k_{3i} k_{3j} - k_{1i} k_{1j} - k_{2i} k_{2j}] . \tag{3.30}$$

The shear viscosity reads then

$$\eta^{(0)} = \frac{g_\pi m^6}{30\pi^2 T^3} b_0 \langle P_0 | P_0 \rangle = \frac{g_\pi m^6}{30\pi^2 T^3} \frac{K_0^2}{C_{00}} . \tag{3.31}$$

Truncating at $N = 1$ (2×2 system):

$$\begin{aligned}
C_{00} b_0 + C_{01} b_1 &= K_0 , \\
C_{10} b_0 + C_{11} b_1 &= 0 , \tag{3.32}
\end{aligned}$$

where $C_{10} = C_{01}$. To obtain the shear viscosity coefficient we only need the solution for b_0 , because of Eq. (3.20):

$$b_0 = \frac{C_{11} K_0}{C_{00} C_{11} - C_{01}^2} = \frac{K_0}{C_{00}} \left(1 + \frac{C_{01}^2}{C_{00} C_{11} - C_{01}^2} \right) , \tag{3.33}$$

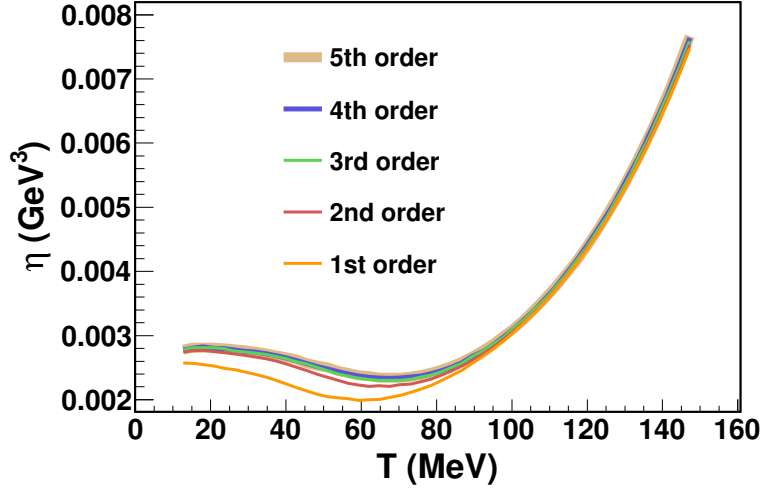


Figure 3.1: Shear viscosity of a pion gas with $\mu = 0$ for different orders in the power expansion (3.24) showing fast convergence.

to finally obtain

$$\eta^{(1)} = \frac{g_\pi m^6}{30\pi^2 T^3} b_0 \langle P_0 | P_0 \rangle = \frac{g_\pi m^6}{30\pi^2 T^3} \frac{K_0^2}{C_{00}} \left(1 + \frac{C_{01}^2}{C_{00}C_{11} - C_{01}^2} \right). \quad (3.34)$$

The difference between the two first orders can be obtained explicitly:

$$\frac{\eta^{(1)}}{\eta^{(0)}} = 1 + \frac{C_{01}^2}{C_{00}C_{11} - C_{01}^2}. \quad (3.35)$$

In the computational program, we automatically solve the matricial system (3.27) for a given order. Very good convergence is achieved in the polynomial expansion, as seen in Fig. 3.1 up to fifth order.

We plot the shear viscosity at third order for low temperatures up to $T \simeq 150 \sim m$ MeV. In Fig. 3.2 we show the shear viscosity for different pion chemical potentials and fugacities.

Beyond this temperature the calculation is not reliable any more. Several reasons that explain why this is so, are the following:

- **Relevance of inelastic scattering channels:** We have neglected inelastic processes like $\pi\pi \rightarrow \pi\pi\pi\pi$ due to the Boltzmann suppression $e^{-2m/T}$ in the final state. This channel becomes more important when the temperature becomes moderately high (around $T = 150$ MeV). This point will be detailed in the next chapter due to its relevance in the bulk viscosity.
- **Interplay of new degrees of freedom:** At moderate temperature the effects of kaons and η meson are important. This implies extending the interaction to

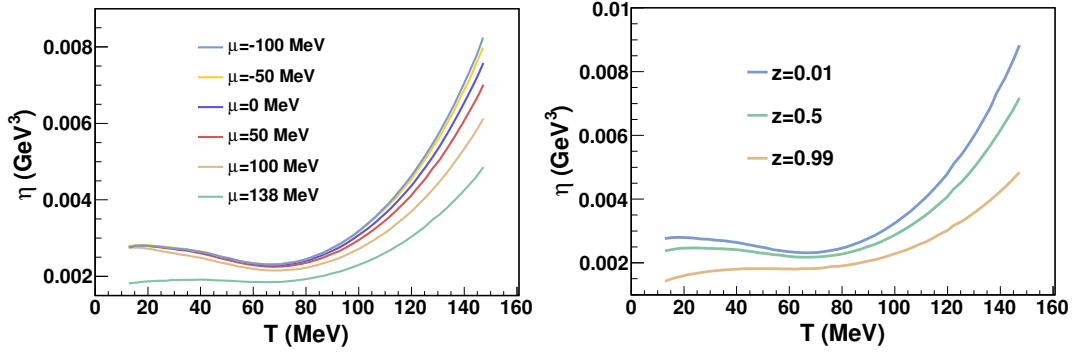


Figure 3.2: Shear viscosity of a pion gas at several chemical potentials and fugacities. We use the inverse amplitude method in order to unitarize the pion scattering amplitudes.

$SU(3)$ chiral perturbation theory (ChPT). We have accomplished this in reference [DLETR09a].

- Failure of unitarized ChPT: The unitarized interaction used for describing the pion is valid up to pion momentum of $p \simeq 1.2 - 1.4$ GeV, [NP02a]. Choosing this UV cutoff to be ten times the most probable pion momentum, which is of the order of $p \sim \sqrt{Tm}$, this amounts to having a limiting temperature of the order of the pion mass.
- Loss of dilute gas assumption: Increasing the temperature makes larger the particle density of the gas larger and eventually one deals with a dense gas in which the condition $\lambda_{mfp} \ll 1/n\sigma$ does not hold anymore.

Finally, in Fig. 3.3 we compare the results obtained using the phenomenological phase-shifts in [PPVW93] with the same transport coefficients computed by Daviesne [Dav96].

3.2 KSS coefficient

In fluid mechanics it is common to construct dimensionless ratios that allow similarity analysis between different systems. In the previous section we introduced one of them, the Knudsen number, defined as the ratio of the mean free path λ_{mfp} over a characteristic fluid length L . In our case, this characteristic length was the size of inhomogeneities in the system $L = h$.

$$\text{Kn} = \frac{\lambda_{mfp}}{h}.$$

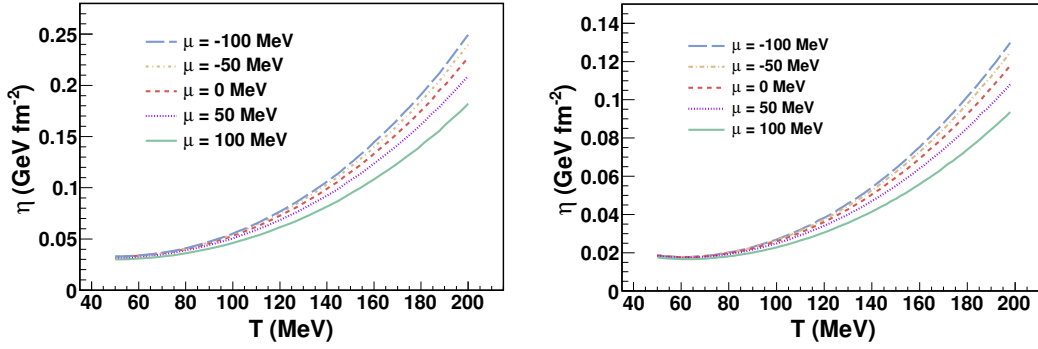


Figure 3.3: Top panel: Shear viscosity of a pion gas at several chemical potentials and fugacities with the phenomenological phase-shifts of [PPVW93]. Bottom panel: Results for the shear viscosity of [Dav96]. Data kindly provided by D. Davesne.

Perhaps the best known of these is the Reynolds number,

$$\text{Re} = \frac{mnLV}{\eta}, \quad (3.36)$$

that quotients the mass density (mn), characteristic fluid size and velocity, by the shear viscosity. High values of this ratio (low viscosities) imply turbulent, unstable flows, whereas small values (large viscosities) allow laminar, stationary flows.

The definition of the Reynolds number includes the inverse of the kinematic viscosity $\nu = \eta/mn$. The kinematic viscosity is used for measuring dissipation in a nonrelativistic system [LL87]. However, in relativistic theory the presence of the particle number is problematic, because this number is usually not conserved. The generalization of the Reynolds number for relativistic theories is to replace the mass density by the relativistic enthalpy density $w = \epsilon + P$:

$$\text{Re} = \frac{(\epsilon + P)LV}{\eta} \quad (3.37)$$

and the kinematic viscosity is substituted by $\eta/(\epsilon + P)$ where the denominator can be substituted by Ts when the chemical potentials are set to zero.

One can obtain the linearized equations of motion by expanding the Navier-Stokes equations (A.25), (A.26) and the continuity equation (A.24) (up to first order when a small perturbation) around the equilibrium values of the particle density $n_0 + \delta n$, velocity δu_i and temperature $T_0 + \delta T$. Taking Fourier transform one can obtain a linear system that couples all the perturbations. This linear system is characterized by the “hydrodynamical matrix”. Diagonalizing this matrix one can obtain the form of the dispersion relations $\omega = \omega(k)$. In the case of no conserved charge ($\mu_i = 0$), four dispersion relations are obtained [ST09], [DLER08], a pair of transverse diffusive modes

$$\omega(k) = -i \frac{\eta}{Ts} k^2 \quad (3.38)$$

and a pair of sound modes

$$\omega(k) \simeq c_s k - i \frac{\Gamma_s \mathbf{k}^2}{2} , \quad (3.39)$$

with

$$\Gamma_s = \frac{\frac{4}{3}\eta + \zeta}{T_s} . \quad (3.40)$$

The imaginary part of the dispersion relations entails a damping of the corresponding modes, for which the kinematic viscosity plays a very important role.

The adimensional combination η/s was calculated for a very large class of four dimensional conformal quantum field theories at finite temperature in [KSS05] by using the Anti de Sitter/Conformal Field Theory (AdS/CFT) correspondence introduced by Maldacena in [Mal98]. These CFT's are typically strongly coupled $SU(N)$ supersymmetric Yang-Mills theories, whose gravity duals are string theories defined on $AdS \times S^5$ space. This amounts to calculating the absorption cross section of a graviton polarized in the $x - y$ direction propagating perpendicularly to a black brane.

Because of the optical theorem this cross section measures in the dual CFT the imaginary part of the retarded Green's function of the operator coupled to the metric, i.e. the energy-momentum tensor (Kubo's formula).

Therefore the shear viscosity can be expressed as

$$\eta = \frac{\sigma(0)_{\text{abs}}}{16\pi G_5} , \quad (3.41)$$

where $\sigma(0)_{\text{abs}}$ is the graviton absorption cross section at zero energy and G_5 is the five-dimensional Newton constant.

Taking the area of the black brane horizon $a = A/V_3$ –which is equal to the graviton cross section in the low energy limit– to calculate the Bekenstein entropy of the black brane,

$$s = \frac{A}{4G_5 V_3} = \frac{\sigma(0)_{\text{abs}}}{4G_5} \quad (3.42)$$

where V_3 is the spatial volume along the three infinite dimensions of the horizon. The authors of [KSS05] obtained the temperature-independent result:

$$\frac{\eta}{s} = \frac{1}{4\pi} . \quad (3.43)$$

After the works [KSS05, SS06] this coefficient is also named the KSS coefficient.

From this result, the authors of [KSS05] proposed a conjecture that for a very wide class of systems (those described by a sensible and UV finite quantum field theories), the above ratio has the lower bound:

$$\frac{\eta}{s} \geq \frac{\hbar}{4\pi k} , \quad (3.44)$$

where we have reintroduced the Planck and Boltzmann's constants. It is remarkable that the existence of a lower bound for η/s can be obtained by using the Heisenberg

uncertainty principle [DG85]: The viscosity of a plasma is proportional to the energy density ϵ times the mean free time τ_{mft} . On the other hand, the entropy density is proportional to the number density times the Boltzmann's constant nk . Therefore, $\eta/s \sim E\tau_{mft}/k$, where E is the average particle density. Thus, from the time-energy Heisenberg uncertainty principle one can obtain the mentioned bound modulo the numerical factor. All the known fluids in nature do not overcome this bound and for the most common gases and liquids this ratio is much larger. One of the systems for which the KSS coefficient seems to be very close to $1/4\pi$ is the quark-gluon plasma created in relativistic heavy-ion collisions (see Chapter 1). For this reason, the QGP is expected to be a strongly coupled collective system instead of a weakly coupled plasma, as perturbative QCD suggests¹.

Finally, it has been pointed out that the KSS coefficient has a minimum at a phase transition. This is the case for the common fluids in the liquid-gas phase transition [CKM06]. Empirically, η/s seems to have a discontinuity at a first order phase transition, but it is continuous and has an extremum at a second order phase transition or at a crossover. Other types of phase transitions (like in superfluid helium-4 or the BCS-BEC transition in Fermi gases) also present a minimum in η/s [DLETR09b].

To explicitly show this behaviour we have calculated the η/s coefficient in both the gas and liquid phases of atomic Argon. We have chosen Argon due to its sphericity and closed-shell atomic structure.

For the gas phase we have described the interaction by a hard-sphere model. Neglecting correlations between successive scatterings the formula for the shear viscosity in the hard-sphere approximation reads:

$$\eta_{\text{gas}} = \frac{5}{16d^2} \sqrt{\frac{mT}{\pi}}, \quad (3.45)$$

where $d = 3.42 \cdot 10^5$ fm is the diameter of the atomic Argon and $m = 37.3$ GeV its mass. The entropy density is given by Eq. (3.49) (with $g_\pi = 1$). In the experimental data, the pressure is fixed, so that we keep the pressure of the gas constant. When increasing the temperature, a variation of the chemical potential is extracted and then inserted again in the equation for the entropy density. Bose-Einstein corrections are not taken into account because the gas liquefies before these effects are relevant.

The liquid phase is more complicated because the momentum transfer mechanism is quite complex. There is no rigorous theory for it. To calculate the shear viscosity we have used the Eyring vacancy theory in which each molecule in the liquid can have gas-like or solid-like degrees of freedom. It has gas-like degrees of freedom when jumping into a vacant hole in the liquid, and a solid-like degree of freedom when fully surrounded by other molecules. For the Argon liquid, the partition function reads:

$$Z = \left\{ \frac{e^{E_s/N_A T}}{(1 - e^{-\theta/T})^3} \left(1 + n \frac{V - V_s}{V_s} e^{-\frac{aE_s V_s}{(V - V_s)N_A T}} \right) \right\}^{\frac{N_A V_s}{V}} \left\{ \frac{e(2\pi m T)^{3/2} V}{(2\pi)^3 N_A} \right\}^{\frac{N_A (V - V_s)}{V}},$$

¹However, a different interpretation is suggested in [Mro06] where a weakly coupled plasma presents instabilities from magnetic plasma modes, producing a momentum isotropization speeding up the equilibration.

Parameter	Value
θ	5.17 meV
n	10.80
$a = a'$	0.00534
κ	0.667
E_s	0.082 eV/particle
V_s	4.16×10^{16} fm ³ /particle

Table 3.1: Parameters used in the liquid Argon Eyring theory.

where e is the Napier's number, E_s is the sublimation energy of Argon (expressed in electronvolts per particle), θ is the Einstein characteristic temperature of the solid, $a = a'$ is a model parameter that controls the molecular “jump” between sites, or activation energy and nV/V_s is the number of nearest vacancies to which an atom can jump. The used values are shown in Table 3.1.

The shear viscosity of the liquid is also a weighted average between the viscosity of solid-like and gas-like degrees of freedom of the liquid's particles:

$$\eta_{\text{liq}} = \frac{N_A 2\pi}{V} \frac{1}{1 - e^{-\theta/T}} \frac{6}{n\kappa} \frac{V}{V - V_s} e^{\frac{a' E_s V_s}{(V - V_s) N_A T}} + \frac{V - V_s}{V} \frac{5}{16d^2} \sqrt{\frac{mT}{\pi}}, \quad (3.46)$$

where N_A is the Avogadro's number.

The entropy can be calculated taking the temperature derivative of the Helmholtz free energy

$$S = -\frac{\partial A}{\partial T} = \frac{\partial(T \log Z)}{\partial T}. \quad (3.47)$$

As the partition function does not depend on a chemical potential we cannot compute the particle density as a derivative over it. One way out is to use the liquid density obtained by the van der Waals equation of state. This equation takes into account the volume excluded by the particles and also the attractive force between them. In its simplest form, the van der Waals equation reads:

$$\left(n_{\text{gas}} + n_{\text{liq}}^2 \frac{a}{T} \right) (1 - n_{\text{liq}} b) = n_{\text{liq}}, \quad (3.48)$$

where n_{gas} and n_{liq} are the particle densities of gaseous and liquid Argon, respectively. T is the temperature, $2b = 4\pi d^3/3$ is the covolume, i.e. the excluded volume by the particle and $a = 27T_c/64P_c$ is a measure of the particle attraction related to the properties at the critical point ($T_c = 150.87$ K and $P_c = 4.898$ MPa). In spite of the simplicity of Eq. (3.48) it gives very good results. The final graph of this calculation is shown in Fig. 3.4.

Turning back to the pion gas, we can plot the KSS coefficient just dividing the shear viscosity over the ideal gas entropy density :

$$s = \frac{g_\pi}{6\pi^2 T^2} \int_0^\infty dp \, p^4 \frac{E - \mu}{E} \frac{e^{\beta(E - \mu)}}{[e^{\beta(E - \mu)} - 1]^2}, \quad (3.49)$$

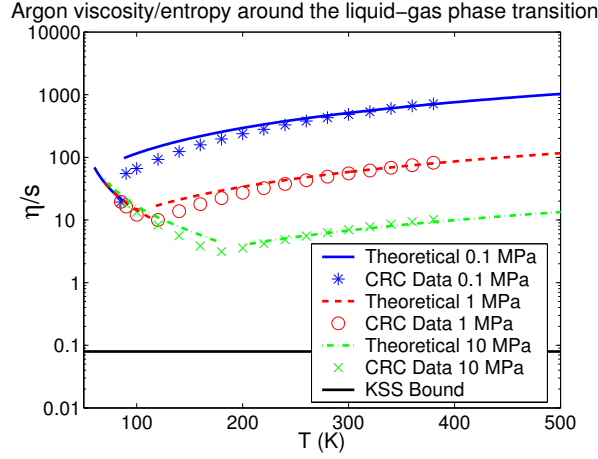


Figure 3.4: η/s around the liquid-gas phase transition of atomic Argon.

or, in terms of an integral over adimensional variables,

$$s = \frac{g_\pi m^5}{6\pi^2 T^2} \int dx (x^2 - 1)^{3/2} \frac{z^{-1} e^{y(x-1)}}{[z^{-1} e^{y(x-1)} - 1]^2} [x - (1 + y^{-1} \log z)] . \quad (3.50)$$

The resulting curve is plotted in Fig. 3.5 for several pion chemical potentials.

The KSS bound $1/4\pi$ is not violated as claimed in other works [CN07]. The reason is that in ChPT the cross section grows unchecked, eventually violating the unitarity bound, which induces a very small viscosity. However, with unitarized phase-shifts, the scattering amplitude satisfies elastic unitarity and the viscosity presents a softer decrease due to the saturation of the cross section.

3.2.1 η/s in QGP and deconfined phase transition

As indicated before, one cannot trust the calculation of the transport coefficients beyond the temperature 150 MeV. Moreover, at temperatures not too far away from this, we expect the liberation of quark and gluon degrees of freedom and the formation of the quark-gluon plasma phase. To provide a view of the high-temperature behaviour of η/s we include the perturbative calculation of the KSS coefficient in the QGP phase taken from [AMY00], [AMY03] and the thermal strong coupling constant from [LR02].

For $SU(3)$ and $N_f = 2$ the KSS number reads

$$\frac{\eta}{s} = \frac{5.328}{g^4 \ln(2.558g^{-1})} , \quad (3.51)$$

with the thermal strong coupling constant up to two-loops

$$g^{-2}(T) = \frac{29}{24\pi^2} \log\left(\frac{T}{T_0}\right) + \frac{115}{232\pi^2} \log\left(2 \log\left(\frac{T}{T_0}\right)\right) , \quad (3.52)$$

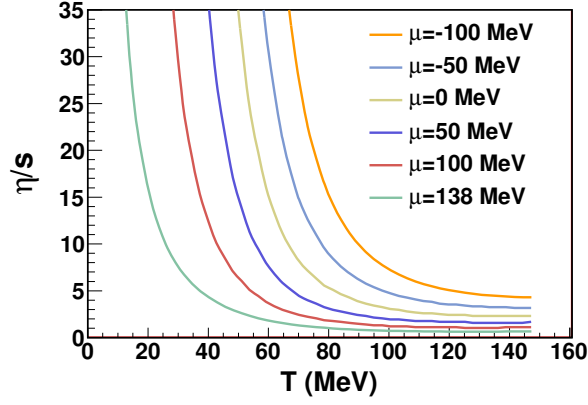


Figure 3.5: η/s for a pion gas at several pion chemical potentials.

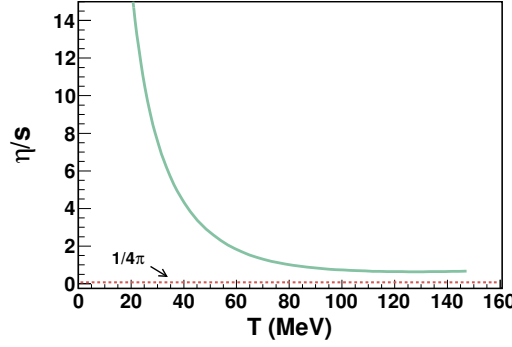


Figure 3.6: η/s for a pion gas at the limiting chemical potential $\mu = 138$ MeV. The KSS bound is also shown in dashed line.

where $2\pi T_0 = \Lambda_{QCD} \approx 200$ MeV, with Λ_{QCD} the scale of QCD at which the strong coupling constant becomes very large and the perturbative physics is not valid anymore.

For $N_f = 3$ the coefficient reads

$$\frac{\eta}{s} = \frac{5.119}{g^4 \ln(2.414g^{-1})} , \quad (3.53)$$

with

$$g^{-2}(T) = \frac{9}{8\pi^2} \log\left(\frac{T}{T_0}\right) + \frac{4}{9\pi^2} \log\left(2 \log\left(\frac{T}{T_0}\right)\right) . \quad (3.54)$$

Note (see Fig. 3.7) that for example $\alpha_s(T = 150 \text{ MeV}) \simeq 0.4$ so that good convergence of the perturbative calculations is relegated to significantly higher temperatures.

We summarize the situation in Fig. 3.8 where in the low temperature phase we plot the KSS coefficient for a gas of pions at vanishing chemical potential taken over from Fig. 3.5. To have a more detailed insight into the hadronic phase, we also

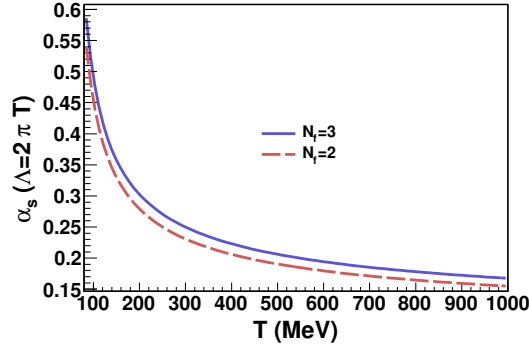


Figure 3.7: Two-loop strong thermal coupling constant $\alpha_s(T)$ as a function of temperature for $N_f = 2$ and $N_f = 3$.

add a computation of the KSS coefficient for a mixture of mesons. As discussed in [DLETR09b] we employ unitarized $SU(3)$ ChPT to solve the BUU equation for the eight pseudo-Goldstone bosons. The result from the microscopic transport model calculation (UrQMD) of [DB09] is included as well.

In the high temperature phase we show the $N_f = 2$ case, consistent with a gas of pions where only u, d -quarks enter as valence quarks and the $N_f = 3$ calculation where the strange quark is included in the calculation. This perturbative calculation with massless quarks at next-to-leading log is described in detail in [AMY03]. The numerical values of η/s in this phase are not sensitive to the effect of including the quark masses. We have studied this modification in [DLETR09a].

One clearly sees that the possibility of having a minimum value for η/s near the crossover temperature $T_c \sim 150$ MeV is well-founded. However, around this temperature the unitarized ChPT calculation breaks down, and also the perturbative QCD calculation has lost its validity at much higher temperatures. The presence of a minimum in the KSS coefficient at the critical temperature will be treated in Chapter 9, where we study the linear sigma model in the large- N limit. In this model one can study both low- and high-temperature phases from the same partition function.

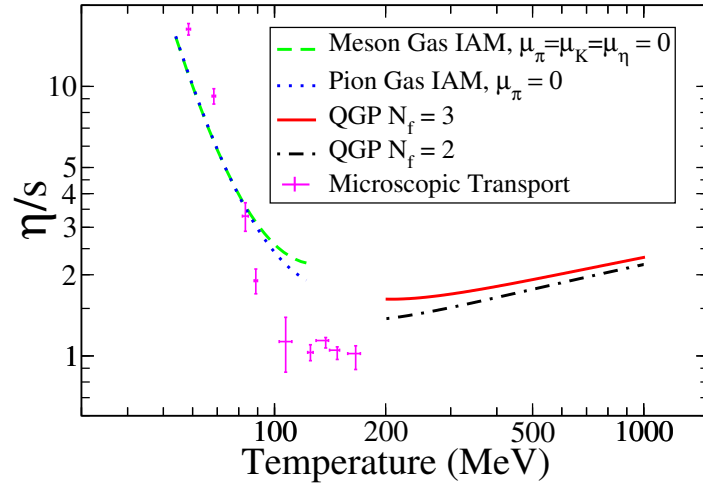


Figure 3.8: Shear viscosity of a pion gas with $\mu = 0$ and for a $SU(3)$ quark-gluon plasma with two and three flavors in the high temperature limit.

Chapter 4

Bulk Viscosity

The bulk viscosity (also called second or volume viscosity ζ) is the transport coefficient responsible for the equilibration of a fluid subject to a small dilatation or compression. This coefficient is usually smaller than the shear viscosity and as we have shown in Chapter 1 it is generally neglected in hydrodynamical simulations. As a matter of fact, as derived in lattice QCD calculations [KKT08] the bulk viscosity over entropy density could be much larger than the KSS number near the deconfinement phase transition. As shown in Fig. 4.1 it can even diverge at the critical temperature with a critical exponent near one.

In the context of relativistic heavy-ion collisions, we have proposed that the bulk viscosity can be experimentally accessed by means of fluctuations of the two-point correlation of the energy-momentum tensor [DLETR11b]. This method will be described in detail in Chapter 10.

From the point of view of symmetries it is a very interesting coefficient because it reflects the loss of dilatation invariance, through the trace anomaly in quantum field theory:

$$\zeta \propto T^\mu_\mu . \quad (4.1)$$

Because of this, ζ vanishes for those fluids described by conformal quantum field theories. For instance, a gas of ultrarelativistic particles with equation of state $\epsilon = 3P$, or massless theories with vanishing β function.

The bulk viscosity is also vanishing for nonrelativistic monoatomic molecules interacting through two-body collisions like rigid spheres [LLP81] (claim originally attributed to J.C. Maxwell). For intermediate temperatures, the bulk viscosity of such a simple gas does not vanish. Moreover, the gases composed of molecules with internal degrees of freedom have a finite bulk viscosity. One example is a gas of diatomic molecules for which, due to the exchange of energy between translational and rotational degrees of freedom, the bulk viscosity may be sizeable, and plays an important role in sound absorption. The bulk viscosity has also been calculated in the color-flavor locked phase of quark matter in [MLE07].

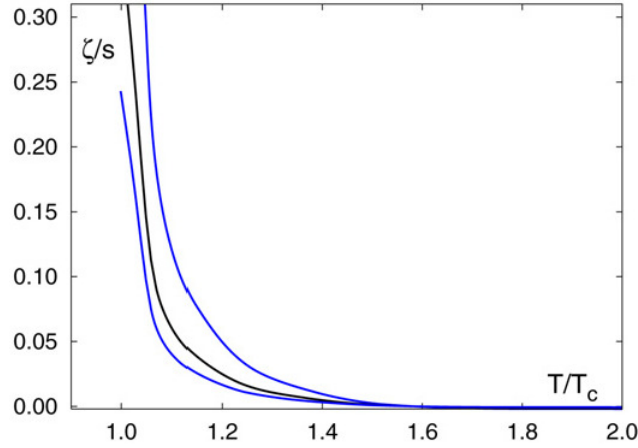


Figure 4.1: Bulk viscosity over entropy density above the deconfinement critical temperature as computed in lattice QCD [KKT08].

4.1 Irrelevance of inelastic pion scattering

The term in the left-hand side of the kinetic equation (2.37) that takes into account expansion or compression perturbations is (2.49):

$$p_\mu \partial^\mu n_p(x)|_\zeta = \beta n_p(x)[1 + n_p(x)] \left(\frac{p^2}{3} - E_p^2 v_n^2 - E_p \kappa_\epsilon^{-1} \right) \nabla \cdot \mathbf{V} . \quad (4.2)$$

Turning to the collision operator in (2.37), we will use the following parametrization for the perturbation function Φ_a :

$$\Phi_a = \beta \nabla \cdot \mathbf{V} A(k_a) , \quad (4.3)$$

where $A(k_a)$ is an adimensional function of k_a .

Cancelling the factor $\nabla \cdot \mathbf{V}$, the kinetic equation reads

$$n_p(1 + n_p) \left(\frac{1}{3} p^2 - E_p^2 v_n^2 - E_p \kappa_\epsilon^{-1} \right) = \frac{g_\pi E_p}{2} \int d\Gamma_{12,3p} (1 + n_1)(1 + n_2) n_3 n_p [A(p) + A(k_3) - A(k_1) - A(k_2)] . \quad (4.4)$$

In contrast to the case of shear viscosity this collision operator presents zero modes. The zero modes can be identified from the structure $A(p) + A(k_3) - A(k_1) - A(k_2)$. They correspond to $A_0(p) = 1$ and $A_1(p) = x = E_p/m$ and they make the right-hand side of (4.4) vanish. The former is associated to particle number conservation and the latter to the energy conservation law. Introducing particle number-changing processes in the collision one can remove the first zero mode. However, the zero mode associated

with energy conservation is present in the collision even when inelastic collisions are included.

In chiral perturbation theory the number-changing processes among pions are allowed, but only with an even number of participants, because of G -parity conservation. At leading order, the relevant processes are

$$\pi\pi\pi\pi \rightarrow \pi\pi; \quad \pi\pi \rightarrow \pi\pi\pi\pi . \quad (4.5)$$

The first process, in which four particles interact between themselves, is unlikely to occur in a dilute gas. Such a process is not in the spirit of the Boltzmann's assumptions for deriving kinetic theory, where only binary collisions can occur.

The second process is suppressed at low temperatures with respect to the elastic one $\pi\pi \rightarrow \pi\pi$. The thermal suppression factor is $e^{-2m/T}$ [DLETR11a]. Note that this process requires an extra amount of energy of twice the pion mass from the two incoming particles in order to create two more pions in the system. The available phase-space for the final state is therefore reduced. For these reasons the inelastic pion scattering can be neglected in our calculation at low temperatures and for the physical value of the pion mass (in the chiral limit the situation is drastically different).

In this scenario the number of pions is effectively conserved and a pseudo-chemical potential for them must be introduced. The pion chemical potential must satisfy $\mu \leq m$.

4.2 Kinetic theory calculation of ζ

In the local rest reference frame the trace of the stress-energy tensor reads from Eq. (A.37)

$$\tau_i^i = 3\zeta \nabla \cdot \mathbf{V} , \quad (4.6)$$

that relates the trace with the bulk viscosity. From Eq. (A.46) we also have:

$$\tau_i^i = - \int d^3p \frac{p^2}{E_p} f_p^{(1)}(t, \mathbf{x}) , \quad (4.7)$$

with $f_p^{(1)}(t, \mathbf{x}) = -n_p(1 + n_p)\Phi_p$. Equating the two traces and inserting Eq. (4.3) we can provide the following microscopic formula for the bulk viscosity:

$$\zeta = \frac{g_\pi}{T} \int \frac{d^3p}{(2\pi)^3 E_p} n_p(1 + n_p) A(p) \frac{p^2}{3} . \quad (4.8)$$

Inspired by the Eq. (2.49) it is convenient to use the two conditions of fit for adding two (vanishing) terms to the previous equation. Taking the Eqs. (2.51) and (2.52) in the local rest reference frame we get:

$$\tau^{00} = \int \frac{d^3p}{(2\pi)^3} n_p(1 + n_p) A(p) E_p = 0 ; \quad \nu^0 = \int \frac{d^3p}{(2\pi)^3} n_p(1 + n_p) A(p) = 0 . \quad (4.9)$$

Inserting them in the formula for the bulk viscosity we obtain:

$$\zeta = \frac{g\pi}{T} \int \frac{d^3p}{(2\pi)^3 E_p} n_p (1 + n_p) A(p) \left(\frac{p^2}{3} - E_p^2 v_n^2 - E_p \kappa_\epsilon^{-1} \right). \quad (4.10)$$

Transforming the previous equation with the help of the adimensional variables defined in (3.12) we obtain

$$\zeta = \frac{g\pi m^4}{2\pi^2 T} \int dx (x^2 - 1)^{1/2} \frac{z^{-1} e^{y(x-1)}}{[z^{-1} e^{y(x-1)} - 1]^2} \left[\left(\frac{1}{3} - v_n^2 \right) x^2 - \frac{\kappa_\epsilon^{-1}}{m} x - \frac{1}{3} \right] A(x). \quad (4.11)$$

The natural integration measure for this transport coefficient is

$$d\mu_\zeta = dx (x^2 - 1)^{1/2} \frac{z^{-1} e^{y(x-1)}}{[z^{-1} e^{y(x-1)} - 1]^2} \quad (4.12)$$

or equivalently

$$d\mu_\zeta = d^3p \frac{1}{4\pi m^2} \frac{1}{E_p} n_p (1 + n_p) \quad (4.13)$$

in terms of physical quantities. The inner product is defined in analogy with Eq. (3.16), the new measure being $d\mu_\zeta(x; y, z)$. The bulk viscosity is expressed as the following inner product:

$$\zeta = \frac{g\pi m^4}{2\pi^2 T} \langle A(x) | \left[\left(\frac{1}{3} - v_n^2 \right) x^2 - \frac{\kappa_\epsilon^{-1}}{m} x - \frac{1}{3} \right] \rangle. \quad (4.14)$$

In analogy to the K_i , we define for convenience the following integrals I_i with $i = n + m$:

$$I_i = \langle x^n | x^m \rangle = \int_1^\infty d\mu_\zeta x^i = \int_1^\infty dx (x^2 - 1)^{1/2} \frac{z^{-1} e^{y(x-1)}}{[z^{-1} e^{y(x-1)} - 1]^2} x^i. \quad (4.15)$$

All thermodynamic functions of the ideal gas are expressible as various integrations over the Bose-Einstein distribution functions (some details are commented in Appendix C). For example, the two functions v_n^2 and κ_ϵ^{-1}/m read:

$$v_n^2 = -\frac{1}{3} \frac{(I_0 - I_2)I_2 - I_1(I_1 - I_3)}{I_2^2 - I_1 I_3}, \quad (4.16)$$

$$\frac{\kappa_\epsilon^{-1}}{m} = -\frac{1}{3} \frac{I_1 I_2 - I_0 I_3}{I_2^2 - I_1 I_3}. \quad (4.17)$$

The next step is to construct the polynomial basis. The first two elements $P_0(x)$ and $P_1(x)$ must span the zero modes of the collision operator, i.e. they should be linear combinations of 1 and x . We will use the convention of monic polynomials, so that:

$$\begin{aligned} P_0(x) &= 1, \\ P_1(x) &= x + P_{10}, \end{aligned} \quad (4.18)$$

with P_{10} such that they are orthogonal, i.e. $P_{10} = -I_1/I_0$. $P_2(x)$ is conveniently chosen to be the inhomogeneous term of the collision operator, that is the source function. This brings about a certain simplification.

$$P_2(x) = \left(\frac{1}{3} - v_n^2 \right) x^2 - \frac{\kappa_\epsilon^{-1}}{m} x - \frac{1}{3} . \quad (4.19)$$

Although $P_2(x)$ has been fixed without employing the Gram-Schmidt method, one can check that P_0 and $P_1(x)$ are indeed perpendicular to $P_2(x)$, without further orthogonalization:

$$\langle P_0 | P_2 \rangle = \left(\frac{1}{3} - v_n^2 \right) I_2 - \frac{\kappa_\epsilon^{-1}}{m} I_1 - \frac{1}{3} I_0 = 0 , \quad (4.20)$$

$$\langle P_1 | P_2 \rangle = \left(\frac{1}{3} - v_n^2 \right) I_3 - \frac{\kappa_\epsilon^{-1}}{m} I_2 - \frac{1}{3} I_1 = 0 , \quad (4.21)$$

by using the expressions (4.16) and (4.17).

The rest of the polynomial basis elements are chosen monic and orthogonal to these three first elements.

With the help of Eq. (4.19), the bulk viscosity in (4.14) is expressed as the inner product between the function $A(p)$ and the second element of the basis $P_2(x)$:

$$\zeta = \frac{g_\pi m^4}{2\pi^2 T} \langle A(x) | P_2(x) \rangle . \quad (4.22)$$

On the other hand, taking the kinetic equation, multiplying it by $1/(4\pi m^4 E_p)$ and projecting it on to $P_l(x)$ one gets

$$\begin{aligned} \langle P_l(x) | P_2(x) \rangle &= \frac{g_\pi}{8\pi m^4} \int d^3p \int d\Gamma_{12,3p} (1+n_1)(1+n_2)n_3 n_p P_l(x) \\ &\quad \times [A(p) + A(p_3) - A(p_1) - A(p_2)] , \end{aligned} \quad (4.23)$$

Expanding the solution $A(p)$ in the polynomial basis we constructed before we have:

$$A(x) = \sum_{n=0}^{\infty} a_n P_n(x) . \quad (4.24)$$

The first two terms in the expansion are proportional to the zero modes of the collision operator 1 and x . If we now symmetrize the right-hand side of (4.23) we end up with the following system

$$\begin{aligned} \langle P_l(x) | P_2(x) \rangle &= \sum_{n=0}^{\infty} a_n \frac{g_\pi^2}{4m^4} \int \prod_{i=1}^4 \frac{d^3 k_i}{(2\pi)^3 2E_i} \overline{|T|^2} (2\pi)^4 \delta^{(4)}(k_1 + k_2 - k_3 - p) \\ &\quad \times (1+n_1)(1+n_2)n_3 n_p \Delta[P_l(p)] \Delta[P_n(p)] , \end{aligned} \quad (4.25)$$

with the notation

$$\Delta[P_l(p)] \equiv P_l(p) + P_l(k_3) - P_l(k_1) - P_l(k_2) . \quad (4.26)$$

4.2.1 Zero modes and Fredholm's alternative

Note that in the right-hand side of Eq. (4.25) the terms with $l = 0, 1$ make the collision integral vanish because the corresponding polynomials are precisely the zero modes. This is a case in which the Fredholm's alternative for integral equation applies. It states that the integral equation has a solution if and only if the source function is perpendicular to the zero modes of the integral operator.

First, note that we have two zero modes that are spanned by the two first elements of the basis:

$$\{1, x\} = \text{span} \{P_0, P_1(x)\} . \quad (4.27)$$

Secondly, note that the inhomogeneous term or source function in Eq. (4.25) is the third element of the basis $P_2(x)$ by definition. And finally, note that the basis is orthogonal, i.e.

$$\langle P_i(x) | P_j(x) \rangle = \delta_{ij} \|P_i\|^2 . \quad (4.28)$$

From these assertions one immediately deduces that the source function is actually orthogonal to the two zero modes. That means that the BUU equation is compatible in the whole linear space spanned by $\{P_i\}$.

The Fredholm's alternative is evident when returning to Eq. (4.25). The right-hand side vanishes when $l = 0$ or $l = 1$. To have a consistent equation that is solvable in the whole space, one must have a vanishing left-hand side for $l = 0$ and $l = 1$. This condition is fulfilled because our basis is orthogonal. Otherwise, the equation would be incompatible and one would need to restrict the space of solutions to the perpendicular subspace to the zero modes.

However, one sees that the first two elements of the solution's expansion are not fixed by the Eq. (4.25) because the first two equations are of the type $0 = 0$. The system is indeed compatible but indeterminate and these two remaining components of the solution function, a_0 and a_1 must be determined by the use of the two conditions of fit (4.9). However, for the sole purpose of calculating the bulk viscosity these two components are not needed.

4.2.2 Bulk viscosity and conditions of fit

Denoting by \mathcal{C}_{ln} the collision integral:

$$\begin{aligned} \mathcal{C}_{ln} = & \frac{g\pi\pi^2}{4m^4} \int \prod_{i=1}^4 \frac{d^3 k_i}{(2\pi)^3 2E_i} \overline{|T|^2} (2\pi)^4 \delta^{(4)}(k_1 + k_2 - k_3 - p) (1 + n_1)(1 + n_2)n_3 n_p \\ & \times \Delta[P_l(p)] \Delta[P_n(p)] , \end{aligned} \quad (4.29)$$

we can write down the matricial system as

$$\sum_{n=2}^N \mathcal{C}_{ln} a_n = \langle P_l(x) | P_2(x) \rangle , \quad (4.30)$$

where only starting at $N = 2$ is the system compatible and determinate. The solution truncated at $N = 2$ (1×1 problem) is

$$a_2 = \frac{\|P_2(x)\|^2}{\mathcal{C}_{22}} , \quad (4.31)$$

with

$$\begin{aligned} \mathcal{C}_{22} = & \frac{g_\pi \pi^2}{4m^4} \int \prod_{i=1}^4 \frac{d^3 k_i}{(2\pi)^3 2E_i} \overline{|T|^2} (2\pi)^4 \delta^{(4)}(k_1 + k_2 - k_3 - p) (1 + n_1)(1 + n_2) n_3 n_p \\ & \times \Delta\left[\left(\frac{E_p}{m}\right)^2\right] \Delta\left[\left(\frac{E_p}{m}\right)^2\right] \left(\frac{1}{3} - c_s^2\right)^2 . \end{aligned} \quad (4.32)$$

The bulk viscosity is

$$\zeta = \frac{g_\pi m^4}{2\pi^2 T} \frac{B_2}{\mathcal{C}_{22}} \langle P_2 | P_2 \rangle . \quad (4.33)$$

For completeness –although not needed for the bulk viscosity– we clarify that the two first components of the solution, a_0 and a_1 , are fixed by the conditions of fit. Up to $N = 2$ the two conditions of fit read:

$$\begin{aligned} \int \frac{d^3 p}{E_p} n_p (1 + n_p) E_p^2 [a_0 P_0 + a_1 P_1 + a_2 P_2] &= 0 , \\ \int \frac{d^3 p}{E_p} n_p (1 + n_p) E_p [a_0 P_0 + a_1 P_1 + a_2 P_2] &= 0 , \end{aligned} \quad (4.34)$$

that is converted into a non-homogeneous linear system for the coefficients a_0 and a_1 :

$$\begin{cases} a_0 \langle x^2 | P_0 \rangle + a_1 \langle x^2 | P_1 \rangle = -a_2 \langle x^2 | P_2 \rangle , \\ a_0 \langle x | P_0 \rangle + a_1 \langle x | P_1 \rangle = -a_2 \langle x | P_2 \rangle . \end{cases} \quad (4.35)$$

Finally, we plot the two thermodynamic functions v_n^2 and κ_ϵ^{-1} as a function of temperature and pion chemical potential in Fig. 4.2.

The adiabatic speed of sound, that controls the propagation of sound modes in the fluid is related with the previous functions by

$$v_s^2 = \left(\frac{\partial P}{\partial \epsilon} \right)_{s/n} = v_n^2 + \frac{n}{w} \kappa_\epsilon^{-1} , \quad (4.36)$$

and it is shown in Fig. 4.3 as a function of T and μ .

In Fig. 4.4 we plot the bulk viscosity as a function of the pion chemical potential up to $\mu = m$. In the lower panel of the same figure we normalize the result to the entropy density to create an adimensional coefficient analogous to the KSS number.

In Fig. 4.5 we compare our numerical results based on the $SU(2)$ inverse amplitude method with prior approaches based on the elastic pion-pion interactions. The first work [Dav96] employs a pion scattering amplitude that fits the experimental phase-shifts but has no connection to chiral perturbation theory. Our calculation is numerically similar but somewhat higher. The second computation [FFN09] is a field theory evaluation based on a certain ladder resummation, and is numerically off our result based on the physical phase shifts. However, the qualitative features and saliently the low-temperature limit coincide with our findings.

Finally, in Fig. 4.6 we compare our results with the phenomenological phase-shifts in [PPVW93] and those obtained by [Dav96] with the same phase-shifts.

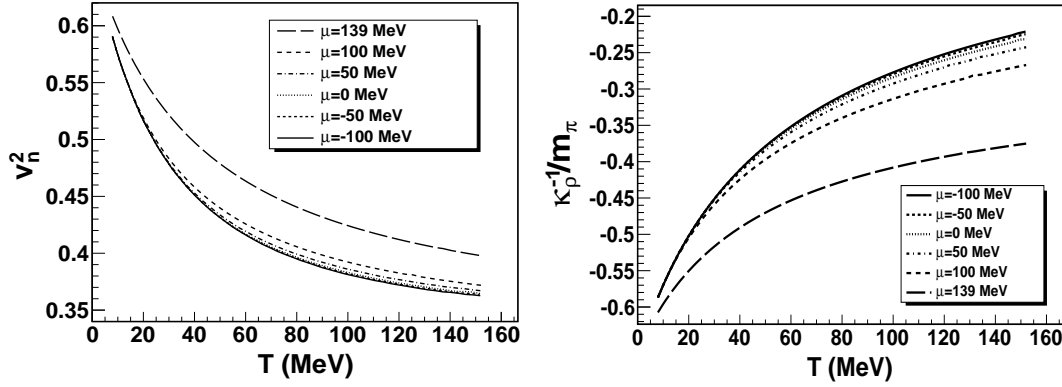


Figure 4.2: Speed of sound at constant particle density and inverse compressibility at fixed energy density for a pion gas.

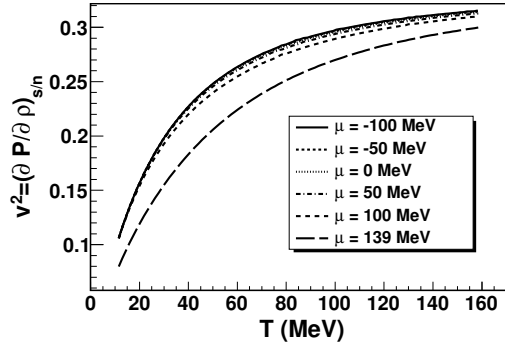


Figure 4.3: Adiabatic speed of sound of an ideal pion gas as a function of temperature for several pion chemical potentials.

4.3 ζ/s in perturbative QGP

One can try to make a connection with the quark-gluon plasma at higher temperatures. The bulk viscosity can be calculated for a perturbative gas of massless quarks and gluons to leading order in $\alpha_s(T)$. This was done in [ADM06] for $N_c = 3$ taking into account number changing processes (vanishing chemical potential). For $N_f = 2$ the expression for η/s is

$$\frac{\zeta}{s} = 2.52 \cdot 10^{-4} \frac{g^4}{\log\left(\frac{6.556}{g}\right)}, \quad (4.37)$$

and for $N_f = 3$:

$$\frac{\zeta}{s} = 2.00 \cdot 10^{-4} \frac{g^4}{\log\left(\frac{6.344}{g}\right)}, \quad (4.38)$$

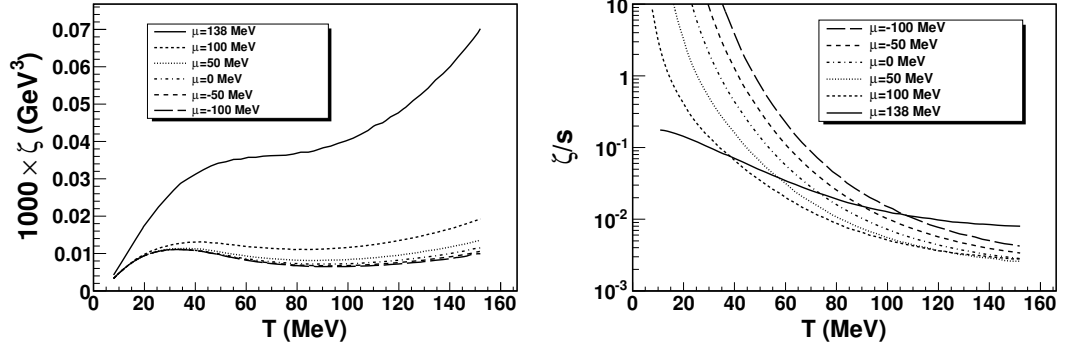


Figure 4.4: Bulk viscosity of a pion gas in the Inverse Amplitude Method as a function of temperature for several pion chemical potentials. In the lower panel we normalize the bulk viscosity to the entropy density.

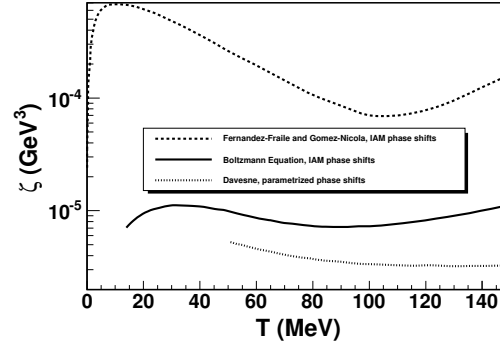


Figure 4.5: Comparison of our computation with prior evaluations at $\mu = 0$.

with the thermal coupling constants given in (3.52) and (3.54) respectively. We plot this result together with the pion gas bulk viscosity at vanishing chemical potential in Fig. 4.7.

As in the case of the shear viscosity it is not clear what happens to ζ/s near the crossover temperature. None of the two limiting theories (ChPT and perturbative QCD) for this gas can provide a description of a deconfined phase-transition. A possible maximum at T_c could be expected when looking at lattice QCD results in [KKT08].

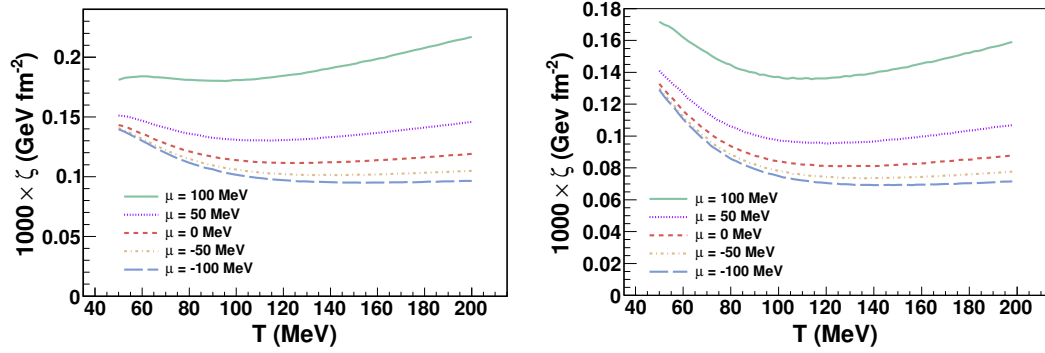


Figure 4.6: Comparison of our computation with the phase-shifts from [PPVW93] (top panel) and the result of [Dav96] (bottom panel) for several pion chemical potentials. Data kindly provided by D. Davesne.

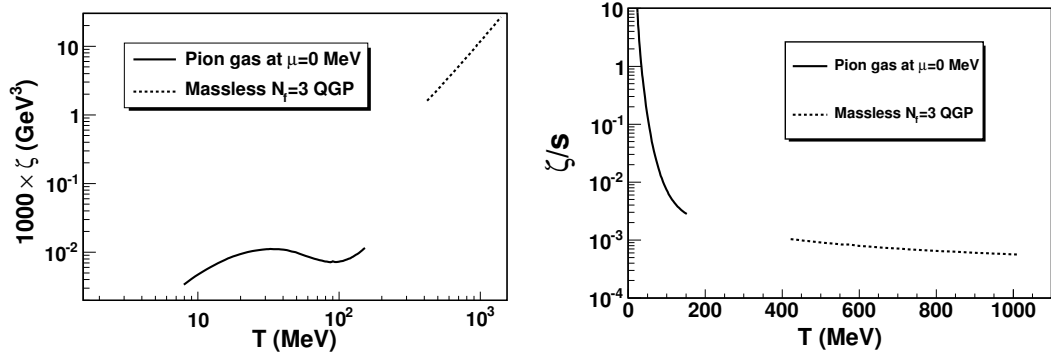


Figure 4.7: Bulk viscosity of a pion gas in the inverse amplitude method and the high temperature result of perturbative QCD for a quark-gluon plasma phase. In the lower panel we normalize the bulk viscosity over the entropy density.

Chapter 5

Thermal and Electrical Conductivities

The thermal and electrical conductivities are the last transport coefficients which we will calculate in the pure pion gas. These coefficients have not received much attention in the pion gas because they only appear in a system with a conserved number of particles. As we have discussed before, the pion interaction does not conserve the pion number as the effective Lagrangian allows for particle number changing processes. However, in the low temperature limit, these processes are strongly suppressed and the pion number is effectively conserved. This conservation permits us to have a well defined thermal conductivity in the system, that appears when a gradient of temperature and pressure is applied to the system. As the pion gas is composed of electrically charged pions one can consider the electrical conductivity when a small external electric field is applied.

5.1 Thermal conductivity

We start with the thermal or heat conductivity that we have investigated in [DLER07]. However, we implement several changes and improvements with respect to that reference.

The left-hand side of the BUU equation that enters in the description of the thermal conductivity contains those terms carrying a gradient of temperature and pressure:

$$p_\mu \partial^\mu n_p(x)|_\kappa = \beta^2 n_p(x) [1 + n_p(x)] \left(E_p - \frac{w}{n} \right) \mathbf{p} \cdot \left(\nabla T - \frac{T}{w} \nabla P \right) . \quad (5.1)$$

The parametrization for the unknown perturbation function Φ_a analogous to Eq. (3.4) is chosen to be

$$\Phi_a = \beta^3 \mathbf{k}_a \cdot \left(\nabla T - \frac{T}{w} \nabla P \right) C(k_a) , \quad (5.2)$$

where the scalar function $C(k_a)$ is an adimensional function of $|\mathbf{k}_a|$. We do not include the factor $E_p - w/n$ in the parametrization in order to be able to catch the zero mode

inside the collision operator when expanding the function $C(p)$ in powers of x . This will be clearer in the following step.

Cancelling the term $(\nabla T - \frac{T}{w} \nabla P)$ between left-hand side and right-hand side, the linearized BUU equation reads

$$n_p(1+n_p) \left(E_p - \frac{w}{n} \right) p^i = \frac{g\pi E_p}{2T} \int d\Gamma_{12,3p} (1+n_1)(1+n_2)n_3n_p \times [p^i C(p) + k_3^i C(k_3) - k_1^i C(k_1) - k_2^i C(k_2)] . \quad (5.3)$$

One appreciates the presence of one zero mode in the collisional operator. It appears when $C(k_a)$ is proportional to 1 and is associated with the momentum conservation law. This zero mode is responsible for the indeterminacy of one component of the final solution $C(p)$. The BUU equation does not determine the component proportional to this zero mode. However, this component can be fixed by using the Landau-Lifshitz condition of fit. When the zero mode is not properly identified –for example, by using a different parametrization for Φ_p in which the zero mode appears hidden– one has problems of convergence as in [DLER07] at low temperatures.

5.1.1 Heat flow and Fourier's law

The heat flow is defined in an arbitrary reference frame as the difference between the energy flow and the enthalpy flow [GvLvW80]:

$$I_q^\mu = \left(u_\nu T^{\nu\sigma} - \frac{w}{n} n^\sigma \right) \Delta^\mu{}_\sigma , \quad (5.4)$$

where w is the enthalpy density, n is the particle density and n^σ is the particle number four-flux. The projector orthogonal to the velocity $\Delta^\mu{}_\sigma$ is defined in Appendix A. From its definition it follows that

$$I_q^\mu u_\mu = 0 . \quad (5.5)$$

Different choices of reference frame are used in the literature. We feel that the easiest to compute is the local rest reference frame as in [Gav85, PPVW93, Dav96]. In this frame the two conditions of fit that define the temperature and chemical potential out of equilibrium read:

$$\nu^0 = 0 , \quad (5.6)$$

$$\tau^{00} = 0 . \quad (5.7)$$

These conditions of fit were relevant for the calculation of the bulk viscosity in Chapter 4. The relevant condition of fit for the thermal conductivity is the condition that fixes the velocity field. We will use that of Landau-Lifshitz associating the velocity of the fluid with the direction of the energy flow. In the local rest frame it reads:

$$\tau^{0i} = 0 , \quad (5.8)$$

whence the same components of the energy-momentum tensor vanish in such frame

$$T^{0i} = \gamma^2 w u^i + \tau^{0i} = 0 . \quad (5.9)$$

In equilibrium, the particle flux is proportional to the fluid element's velocity as well:

$$n_{eq}^i = n u^i . \quad (5.10)$$

Therefore as the energy flow and the particle flow are proportional to u^i , they both vanish in the local rest frame.

However, this is not true out of equilibrium. Whereas the energy flow vanishes, the particle flux is not necessarily zero due to the nonequilibrium effects.

$$n^i = n u^i + \nu^i = \nu^i . \quad (5.11)$$

In the local reference frame the zero component of I_q^μ vanishes, $I_q^0 = 0$ as is evident from the formula

$$I_q^\mu = u_\nu T^{\nu\mu} - u_\nu u_\sigma u^\mu T^{\nu\sigma} - \frac{w}{n} n^\mu + w u^\mu , \quad (5.12)$$

coming directly from Eq. (5.4). And the spatial components are

$$I_q^i = T^{0i} - \frac{w}{n} n^i = -\frac{w}{n} \nu^i . \quad (5.13)$$

As the T^{0i} vanish, the heat flux is proportional to the particle flux, with the enthalpy per particle as proportionality constant.

The explicit form of ν^i is given in Appendix A and it reads [LL87]:

$$\nu^\mu = -\kappa \left(\frac{nT}{w} \right)^2 \left[\partial^\mu \left(\frac{\mu}{T} \right) - u^\mu u^\nu \partial_\nu \left(\frac{\mu}{T} \right) \right] , \quad (5.14)$$

where κ is the heat conductivity coefficient. In the local rest frame, the zero component is trivially zero (as expected) and the spatial components are

$$\nu^i = -\kappa \left(\frac{nT}{w} \right)^2 \partial^i \left(\frac{\mu}{T} \right) = \kappa \frac{n}{w} \left(\partial^i T - \frac{T}{w} \partial^i P \right) , \quad (5.15)$$

where we have used the Gibbs-Duhem relation (2.40). Finally, the expression for the heat flow is

$$I_q^i = -\frac{w}{n} \nu^i = -\kappa \left(\partial^i T - \frac{T}{w} \partial^i P \right) . \quad (5.16)$$

This is the well-known Fourier's law where the last factor, proportional to the pressure gradient, is a relativistic generalization.

In Appendix A we make the connection to kinetic theory in order to express the non-equilibrium particle flux through an integration over the distribution function:

$$\nu^i = g_\pi \int \frac{d^3 p}{(2\pi)^3} \frac{p^i}{E_p} f_p^{(1)} . \quad (5.17)$$

The heat flux is therefore obtained from Eq. (5.13)

$$I_q^i = -g_\pi \frac{w}{n} \int \frac{d^3 p}{(2\pi)^3} \frac{p^i}{E_p} f_p^{(1)} . \quad (5.18)$$

Using the Landau-Lifshitz condition of fit (5.8) we can add a convenient zero contribution :

$$\tau^{i0} = g_\pi \int \frac{d^3 p}{(2\pi)^3} \frac{p^i}{E_p} E_p f_p^{(1)} = 0 , \quad (5.19)$$

to get from (5.16):

$$g_\pi \int \frac{d^3 p}{(2\pi)^3} f_p^{(1)} \frac{p^i}{E_p} \left(E_p - \frac{w}{n} \right) = -\kappa \left(\partial^i T - \frac{T}{w} \partial^i P \right) . \quad (5.20)$$

Substituting the *ansatz* for $f_p^{(1)} = -n_p(1 + n_p)\Phi_p$ with Φ_p given in Eq. (5.2) we get

$$g_\pi \int \frac{d^3 p}{(2\pi)^3} n_p(1 + n_p) \beta^3 C(p) p_j \left(\partial^j T - \frac{T}{w} \partial^j P \right) \frac{p^i}{E_p} \left(E_p - \frac{w}{n} \right) = \kappa \left(\partial^i T - \frac{T}{w} \partial^i P \right) . \quad (5.21)$$

Invariance under rotations of the integrand allows to substitute

$$\int d^3 p f(p) \mathbf{p} \cdot \mathbf{a} p_j = \frac{1}{3} a_j \int d^3 p f(p) p^2 , \quad (5.22)$$

for any fixed vector a_j independent of momentum.

The expression for the thermal conductivity is therefore

$$\kappa = \frac{g_\pi}{3T^3} \int \frac{d^3 p}{(2\pi)^3} n_p(1 + n_p) \frac{p^2}{E_p} C(p) \left(E_p - \frac{w}{n} \right) . \quad (5.23)$$

5.1.2 Integration measure

Using the variables defined in Eq. (3.12) we can express the heat conductivity as

$$\kappa = \frac{g_\pi m^5}{6\pi^2 T^3} \int_1^\infty dx \frac{z^{-1} e^{y(x-1)}}{[z^{-1} e^{y(x-1)} - 1]^2} (x^2 - 1)^{3/2} C(x) \left(x - \frac{w}{mn} \right) . \quad (5.24)$$

This integral expression defines a natural integration measure

$$d\mu_\kappa \equiv dx \frac{z^{-1} e^{y(x-1)}}{[z^{-1} e^{y(x-1)} - 1]^2} (x^2 - 1)^{3/2} , \quad (5.25)$$

that in terms of physical variables reads

$$d\mu_\kappa = d^3 p \frac{p^2}{E_p} n_p(1 + n_p) \frac{1}{4\pi m^4} . \quad (5.26)$$

This measure induces an inner product that we can use to express the heat conductivity as

$$\kappa = \frac{g_\pi m^5}{6\pi^2 T^3} \langle C(x) | \left(x - \frac{w}{mn} \right) \rangle . \quad (5.27)$$

We can also define the integrals J_i with $i = n + m$:

$$J_i = \langle x^n | x^m \rangle = \int d\mu_\kappa x^i = \int dx \frac{z^{-1} e^{y(x-1)}}{[z^{-1} e^{y(x-1)} - 1]^2} (x^2 - 1)^{3/2} x^i . \quad (5.28)$$

For the polynomial basis we choose P_0 to be the generator of the zero mode, i.e. proportional to one.

$$P_0 = 1 . \quad (5.29)$$

The next element $P_1(x)$ is defined to be the source function in the BUU equation.

$$P_1(x) = x - \frac{w}{mn} , \quad (5.30)$$

where the enthalpy density w and particle density n are defined in the ideal gas. It is possible to express this ratio in terms of the J_i integrals (see Eqs. (C.17) and (C.22) of Appendix A for more details):

$$\frac{w}{mn} = \frac{J_1}{J_0} . \quad (5.31)$$

The rest of the basis is constructed in such a way that each element is monic and orthogonal to the others. For instance, the next element reads

$$P_2(x) = x^2 + P_{21}x + P_{20} , \quad (5.32)$$

with

$$P_{21} = \frac{J_0 J_3 - J_1 J_2}{J_1^2 - J_0 J_2}; \quad P_{20} = \frac{J_2^2 - J_1 J_3}{J_1^2 - J_0 J_2} . \quad (5.33)$$

Indeed, it is possible to check that the whole basis is orthogonal, due to the fact that P_0 and $P_1(x)$ are perpendicular

$$\langle P_0 | P_1 \rangle = J_1 - \frac{w}{mn} J_0 = 0 . \quad (5.34)$$

The relation (5.34) is crucial to have a solution of the linearized BUU equation. The left-hand side of the BUU equation is nothing but P_1 written in adimensional variables. The left-hand side plays the role of the source function from the point of view of the integral equation. As the vector that generated the zero mode is perpendicular to the source function, the Fredholm's alternative states that the linearized BUU equation is therefore solvable in the whole space generated by the basis (even in the subspace containing the zero mode). We multiply the BUU equation

$$n_p(1 + n_p) \left(E_p - \frac{w}{n} \right) p^i$$

$$= \frac{g_\pi E_p}{2T} \int d\Gamma_{12,3p} (1+n_1)(1+n_2) n_3 n_p [p^i C(p) + k_3^i C(k_3) - k_1^i C(k_1) - k_2^i C(k_2)] \quad (5.35)$$

by $\frac{1}{4\pi m^5} p_i \frac{1}{E_p} P_l(x)$ and integrate over d^3p to get:

$$\langle P_l(x) | P_1(x) \rangle = \frac{g_\pi}{8\pi m^5 T} \int d^3p P_l(x) \int d\Gamma_{12,3p} (1+n_1)(1+n_2) n_3 n_p \times p_i [p^i C(p) + k_3^i C(k_3) - k_1^i C(k_1) - k_2^i C(k_2)] . \quad (5.36)$$

Now we substitute the expansion of the solution $C(p)$ as a linear combination of the element of the basis:

$$C(x) = \sum_{n=0}^{\infty} c_n P_n(x) \quad (5.37)$$

and symmetrize the right-hand side to obtain

$$\begin{aligned} \delta_{l1} \|P_1(x)\|^2 &= \sum_{n=0}^{\infty} c_n \frac{g_\pi \pi^2}{4m^5 T} \prod_{j=1}^4 \frac{d^3 k_j}{(2\pi)^3 2E_j} \overline{|T|^2} (2\pi)^4 \delta^{(4)}(k_1 + k_2 - k_3 - p) \\ &\quad \times (1+n_1)(1+n_2) n_3 n_p [p_i P_l(p) + k_{3i} P_l(k_3) - k_{1i} P_l(k_1) - k_{2i} P_l(k_2)] \\ &\quad \times [p^i P_n(p) + k_3^i P_n(k_3) - k_1^i P_n(k_1) - k_2^i P_n(k_2)] , \end{aligned} \quad (5.38)$$

with

$$\|P_1(x)\|^2 = \frac{J_2 J_0 - J_1^2}{J_0} . \quad (5.39)$$

The term with $n = l = 0$ gives a trivial $0 = 0$ equation that does not fix the coefficient c_0 . This coefficient can be fixed by the Landau-Lifshitz condition of fit:

$$g_\pi \int \frac{d^3p}{(2\pi)^3 E_p} f_p^{(1)} E_p p^i = 0 , \quad (5.40)$$

that under some algebra turns out to be

$$c_0 = -c_1 \frac{\langle x | P_1(x) \rangle}{\langle x | P_0(x) \rangle} , \quad (5.41)$$

at first order in the expansion (5.37)¹.

The first coefficient to be set by the kinetic equation (5.38) is therefore c_1 .

The set of equations above can be expressed as a matricial system,

$$\sum_{n=1}^N \mathcal{C}_{ln} c_n = \delta_{l1} \|P_1(x)\|^2 , \quad (5.42)$$

¹However this coefficient is not needed for the heat conductivity in Eq. (5.24) because of the orthogonality between P_0 and P_1 .

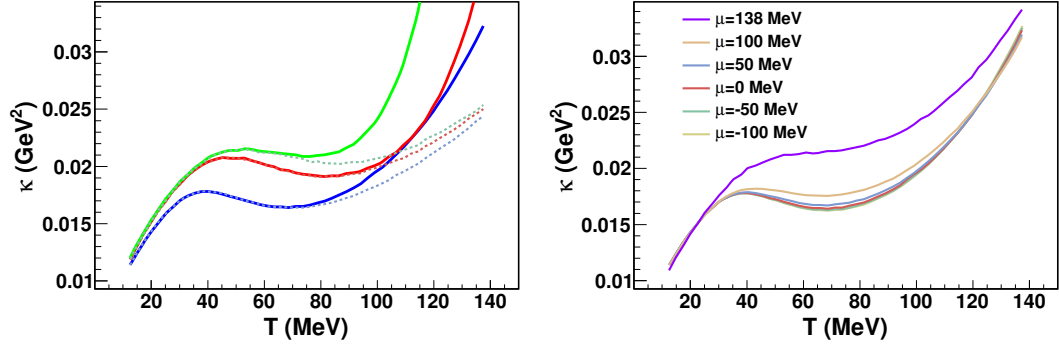


Figure 5.1: Upper panel: Heat conductivity of a pion gas at vanishing chemical potential. The blue curves are a first order calculation, the red curves second order and the green ones third order. The solid curve were computed with a momentum cutoff of 1.2 GeV and the dashed ones without cutoff, all with the phenomenological phase-shifts in [PPVW93]. Lower panel: Heat conductivity at first order with several pion chemical potentials.

where

$$C_{nl} \equiv \frac{g_\pi \pi^2}{4m^5 T} \prod_{j=1}^4 \frac{d^3 k_j}{(2\pi)^3 2E_j} \overline{|T|^2} (2\pi)^4 \delta^{(4)}(k_1 + k_2 - k_3 - p) \\ \times (1 + n_1)(1 + n_2)n_3 n_p \Delta[p_i P_l(p)] \Delta[p^i P_n(p)] , \quad (5.43)$$

with

$$\Delta[p_i P_l(p)] \equiv [p_i P_l(p) + k_{3i} P_l(k_3) - k_{1i} P_l(k_1) - k_{2i} P_l(k_2)] . \quad (5.44)$$

The lowest order solution is:

$$c_1 = \frac{\|P_1(x)\|^2}{C_{11}} . \quad (5.45)$$

with

$$C_{11} = \frac{g_\pi \pi^2}{4m^5 T} \int \prod_{j=1}^4 \frac{d^3 k_j}{(2\pi)^3 2E_j} \overline{|T|^2} (2\pi)^4 \delta^{(4)}(k_1 + k_2 - k_3 - p) (1 + n_1)(1 + n_2)n_3 n_p \\ \times \Delta[p_i \frac{E_p}{m}] \Delta[p^i \frac{E_p}{m}] . \quad (5.46)$$

The heat conductivity finally reads:

$$\kappa = \frac{g_\pi m^5}{6\pi^2 T^3} c_1 \langle P_1 | P_1 \rangle = \frac{g_\pi m^5}{6\pi^2 T^3} \frac{\|P_1(x)\|^4}{C_{11}} . \quad (5.47)$$

In the upper panel of Fig. 5.1 we show the heat conductivity of a pion gas at $\mu = 0$. For all curves we use the phenomenological phase-shifts given in [PPVW93]

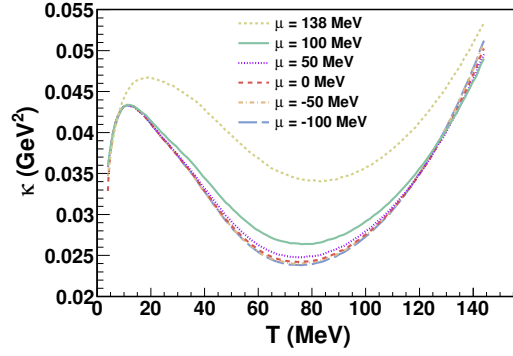


Figure 5.2: Heat conductivity of a pion gas at different chemical potentials. We impose a momentum cutoff of 1.2 GeV with the $SU(2)$ inverse amplitude method phase-shifts.

(results from the inverse amplitude method will be shown shortly). The two blue curves correspond to the first order calculation given by Eq. (5.47), the second and third orders are given by the red and green curves, respectively.

The solid curves are the calculations with a momentum cutoff of 1.2 GeV, physically mandatory because of the lack of knowledge of the interaction beyond this scale.

By ignoring the issue and blindly extending the p -integrals with a constant cross section above $p = 1.2$ GeV one can see that the convergence is rather poor at higher temperatures. This problem appears always when the momentum cutoff is not high enough for the thermal distribution functions to force good integral convergence. Of course, this effect is affecting at high temperatures of the order of $T > 100$ MeV. At low temperatures, the distribution functions force convergence before $p = 1.2$ GeV.

Working in first order approximation, we vary the pion chemical potential as represented in the lower panel of Fig. 5.1. All the curves are very close to each other except the limiting value of $\mu = m$. We repeat the calculation with the phase-shifts from the $SU(2)$ inverse amplitude method with a momentum cutoff and plot the results in Fig. 5.2.

For low temperatures we recover the nonrelativistic limit $\kappa \sim T^{1/2}$. This is obtained by using the nonrelativistic result [LLP81]

$$\kappa \propto \frac{\lambda_{mfp} v n}{T} \left(\frac{w}{n} - \frac{\epsilon}{n} \right), \quad (5.48)$$

with $\lambda_{mft} \simeq 1/(\sigma n)$, $v \simeq \sqrt{T/M}$ and the cross section is a constant by Weinberg's theorem. In the nonrelativistic limit one should extract the mass contribution to the energy and enthalpy densities. The nonrelativistic limit for them is

$$\frac{\epsilon}{n} = \frac{3}{2}T + \dots \quad (5.49)$$

$$\frac{w}{n} = \frac{5}{2}T + \dots \quad (5.50)$$

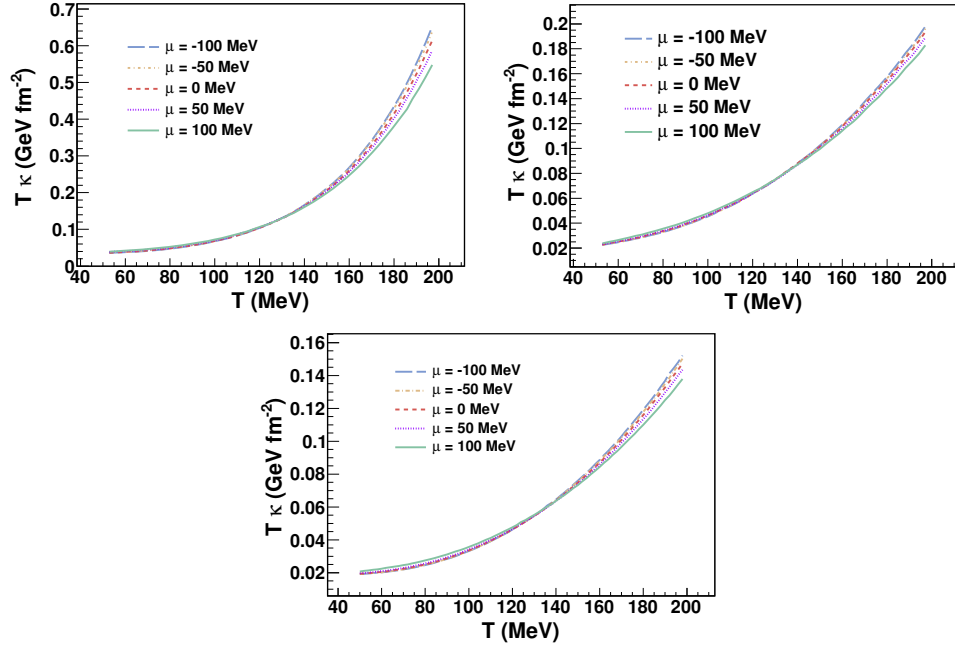


Figure 5.3: Heat conductivity of a pion gas at high temperatures. Top-left panel: $SU(2)$ inverse amplitude method phase-shifts. Top-right panel: Phenomenological phase-shifts. Bottom panel: Result given in [Dav96]. Data kindly provided by D. Davesne

Combining these results we therefore obtain that $\kappa \propto \sqrt{T}$ at low temperatures.

At high temperatures (without momentum cutoff) we obtain the expecting ultrarelativistic scaling $\kappa \sim T^2$ (as in the UV limit the only relevant scale is the temperature).

Finally, in order to compare with previous approaches we extend the temperature range. In the top left panel of Fig. 5.3 we show the inverse amplitude method calculation up to $T = 200$ MeV with a momentum cutoff of 1.2 GeV. The next plot is the result with the fitted phase-shifts of [PPVW93] and no limiting momentum cutoff. This calculation has to be compared with the curves in [Dav96] that we show in the bottom panel. Good agreement is achieved with this reference. However, a factor of 3 still remains with the results where the cutoff is kept. To obtain a good convergence at temperature $T = 200$ MeV, one must numerically count pions with a momentum of $p \sim 3$ GeV. Obviously, to use the low energy pion interaction up to momenta as high as that value makes the calculation completely unphysical. Therefore, the cutoff is necessary and the temperature cannot be larger than 150 MeV to avoid probing the cutoff phase-space.

5.2 Electrical conductivity

To obtain the electrical conductivity of a gas of pions one must introduce an external electric force F^i to the BUU equation:

$$\frac{\partial f_p(x)}{\partial t} + \mathbf{v} \cdot \nabla f_p(x) + \mathbf{F} \cdot \nabla_p f_p(x) = C[f_3, f_p], \quad (5.51)$$

where the electrical force is related to the electric field as $F^i = qE^i$.

The presence of this electric field (that is nothing but a gradient of the electrical potential) creates an electric current in the system whose magnitude depends on the coefficient of electrical conductivity. This effect is the content of Ohm's law:

$$j_Q^i = \sigma E^i. \quad (5.52)$$

The left-hand side of the BUU equation is calculated according to the Chapman-Enskog expansion. A first term comes from the momentum-derivative of the local equilibrium distribution function

$$\frac{\partial n_p(x)}{\partial p_i} = -n_p(x)[1 + n_p(x)] \frac{\partial}{\partial p_i} [\beta(u_\alpha p^\alpha - \mu)] = -n_p(x)[1 + n_p(x)] \beta \frac{p_i}{E_p}, \quad (5.53)$$

so that the explicit term with the electrical force reads

$$\mathbf{F} \cdot \nabla_p f_p(x) = -qn_p(1 + n_p)\beta \frac{E^i p_i}{E_p}. \quad (5.54)$$

The second contribution comes from the term with temporal derivative:

$$\frac{\partial f_p}{\partial t} = \beta n_p(1 + n_p) \mathbf{p} \cdot \partial_t \mathbf{V}, \quad (5.55)$$

with the Lorentz force (see for instance [GvLvW80]):

$$\partial_t \mathbf{V} = \frac{n}{w} q \mathbf{E}. \quad (5.56)$$

Combining the two terms we arrive at the following expression for the left-hand side of the transport equation (5.51):

$$n_p(1 + n_p)q \frac{p^i}{E_p} \frac{E_i}{T} \frac{n}{w} \left(E_p - \frac{w}{n} \right). \quad (5.57)$$

Recall that the electric current can be written in terms of the distribution function in a similar manner to the particle flux:

$$j_Q^i = g_{\pi_c} q \int \frac{d^3 p}{(2\pi)^3 E_p} p^i f_p^{(1)}(x), \quad (5.58)$$

Physical Quantity	Energy dimension
Electrical charge	0
Force	2
Electric field	2
Electrical conductivity	1
Electric current density	3

Table 5.1: Energy dimensions in natural units.

where g_{π_c} is the degeneration factor of charged pions. Note that the flux of positive and negative pions is opposite in direction, when the electric field is switched on. However, as the electrical current is multiplied by the pion charge, the effect of the two fluxes is added. For this reason we prefer to use a global degeneracy of charged pions $g_{\pi_c} = 2$ in the expression (5.58).

We can add a zero contribution to Eq. (5.58) by using the Landau-Lifshitz condition of fit (5.19):

$$j_Q^i = g_{\pi_c} \int \frac{d^3 p}{(2\pi)^3 E_p} p^i q f_p^{(1)} \left(1 - \frac{n}{w} E_p \right). \quad (5.59)$$

The right-hand side of Eq. (5.51) in the presence of a perturbation like $f_p = n_p + f_p^{(1)}$ becomes

$$-\frac{g_{\pi_c}}{2} \int d\Gamma_{12,3p} (1+n_1)(1+n_2)n_3 n_p \left(\frac{f_p^{(1)}}{n_p(1+n_p)} + \frac{f_3^{(1)}}{n_3(1+n_3)} - \frac{f_1^{(1)}}{n_1(1+n_1)} - \frac{f_2^{(1)}}{n_2(1+n_2)} \right). \quad (5.60)$$

The *ansatz* for $f_a^{(1)}$ is chosen to be very similar to that for the heat conductivity:

$$f_a^{(1)} = -n_p(1+n_p)\beta^3 \mathbf{k}_a \cdot \frac{\mathbf{E}}{q} \frac{w}{mn} Z(k_a), \quad (5.61)$$

with $Z(k_a)$ a dimensionless function of k_a . To follow the mass dimension of the various electric quantities, we summarize them in Table 5.1.

Equating Eqs. (5.59) and (5.52):

$$\sigma E^i = -\frac{g_{\pi_c}}{mT^3} \int \frac{d^3 p}{(2\pi)^3 E_p} p^i n_p(1+n_p) Z(p) \mathbf{p} \cdot \mathbf{E} \left(\frac{w}{n} - E_p \right). \quad (5.62)$$

After using the relation (5.22) to eliminate the electric field, the equation finally transforms to

$$\sigma = \frac{g_{\pi_c}}{3T^3} \int \frac{d^3 p}{(2\pi)^3 E_p} p^2 n_p(1+n_p) Z(p) \left(\frac{E_p}{m} - \frac{w}{mn} \right). \quad (5.63)$$

This expression for the electric conductivity suggests the same measure we used for the heat conductivity in Eq. (5.62):

$$d\mu_\sigma = d\mu_\kappa = dx \frac{z^{-1}e^{y(x-1)}}{[z^{-1}e^{y(x-1)} - 1]^2} (x^2 - 1)^{3/2} . \quad (5.64)$$

The polynomial basis is also inherited from the heat conductivity in Eqs. (5.29), (5.30) and (5.32).

One can simply express the electric conductivity as a scalar product

$$\sigma = \frac{g_{\pi_c} m^4}{6\pi^2 T^3} \langle Z(p) | P_1(p) \rangle . \quad (5.65)$$

The BUU equation

$$\begin{aligned} n_p(1 + n_p) \left(E_p - \frac{w}{n} \right) p^i &= \frac{g_{\pi_c} E_p}{2q^2 T^2} \frac{w^2}{mn^2} \int d\Gamma_{12,3p} \{ (1 + n_1)(1 + n_2)n_3 n_p \\ &\times [Z(p)p^i + Z(k_3)k_3^i - Z(k_1)k_1^i - Z(k_2)k_2^i] \} \end{aligned} \quad (5.66)$$

is very similar to the transport equation for the heat conductivity in Eq. (5.35). Comparing the two expressions one deduces that the solution $Z(p)$ is related to the solution for $C(p)$ as

$$Z(p) = \frac{g_\pi}{g_{\pi_c}} \frac{n^2 m T q^2}{w^2} C(p) , \quad (5.67)$$

and the electrical conductivity is therefore proportional to the heat conductivity:

$$\frac{\kappa}{\sigma} = \frac{g_\pi}{g_{\pi_c}} \frac{w^2}{q^2 T n^2} . \quad (5.68)$$

Eq. (5.68) is nothing but the Wiedemann-Franz law for the pion gas.

In Figure 5.4 we plot the electric conductivity for a pion gas at different chemical potentials. The upper panel shows the result from the inverse amplitude method and the lower panel from the phase-shifts in [PPVW93].

In Figure 5.5 we compare the result from the BUU equation (obtained by using the Wiedemann-Franz law (5.68) at zero chemical potential and the result obtained in [Nic06] from the Green-Kubo equation. Both calculations use the unitarized pion interaction by the inverse amplitude method.

In the high temperature limit one has

$$\epsilon \rightarrow \frac{g_\pi T^4 \pi^2}{30}; \quad P \rightarrow \frac{g_\pi T^4 \pi^2}{90}; \quad n = \frac{g_\pi T^3 \zeta(3)}{\pi^2} , \quad (5.69)$$

where $\zeta(3) \simeq 1.202\dots$ is Apéry's constant. That means that the Wiedemann-Franz law reads

$$\frac{\kappa}{\sigma} \rightarrow \frac{g_\pi}{g_{\pi_c}} \frac{4\pi^8}{2025\zeta^2(3)} \frac{T}{q^2} \simeq 19.5 \frac{T}{q^2} . \quad (5.70)$$

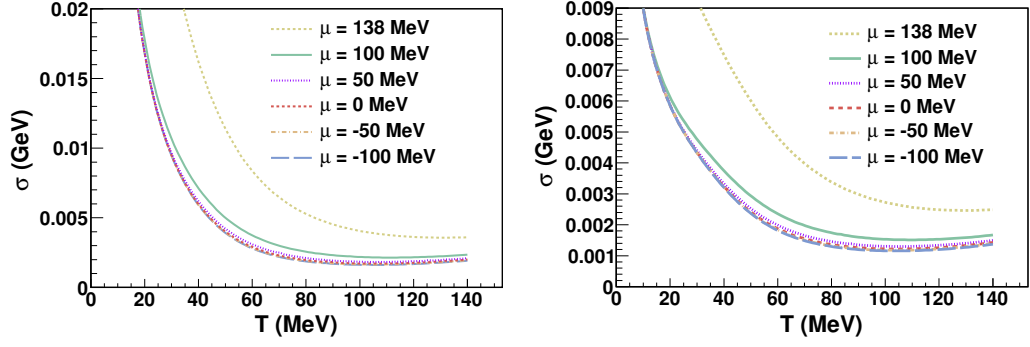


Figure 5.4: Electrical conductivity of a pion gas with $SU(2)$ inverse amplitude method phase-shifts (upper panel) and phenomenological phase-shifts in [PPVW93] (lower panel).

To obtain the nonrelativistic limit one has to be aware of the relativistic convention of counting the pion mass in the energy density. The nonrelativistic limit of the J_i integrals is

$$J_i \rightarrow \frac{T^{5/2}}{m^{5/2}} e^{-\frac{\mu-m}{T}} + \dots \quad (5.71)$$

That makes the energy per particle behave as (we have checked numerically all these limits)

$$\frac{\epsilon}{mn} \rightarrow 1 + \frac{3}{2} \frac{T}{m} + \dots \quad (5.72)$$

Where the first term is nothing but the rest particle mass and the second term is the well known value of the nonrelativistic energy per particle. In the same limit the enthalpy per particle is:

$$\frac{w}{mn} = \frac{J_1}{J_0} \rightarrow 1 + \frac{5}{2} \frac{T}{m} + \dots \quad (5.73)$$

To connect with the usual nonrelativistic result we need to eliminate by hand the rest mass contribution in the previous expression. Therefore we will use the nonrelativistic value of

$$\frac{w}{n} \simeq \frac{5}{2} T \quad (5.74)$$

The quotient of the heat conductivity over the electrical conductivity reads in the nonrelativistic limit:

$$\frac{\kappa}{\sigma} \rightarrow \frac{25}{4} \frac{g_\pi}{g_{\pi_c}} \frac{T}{q^2} = 9.4 \frac{T}{q^2} , \quad (5.75)$$

that, when combining with the result $\kappa \simeq \sqrt{T}$ makes the electrical conductivity diverge as $1/\sqrt{T}$ as reproduced by the numerical computation in Fig. 5.5.

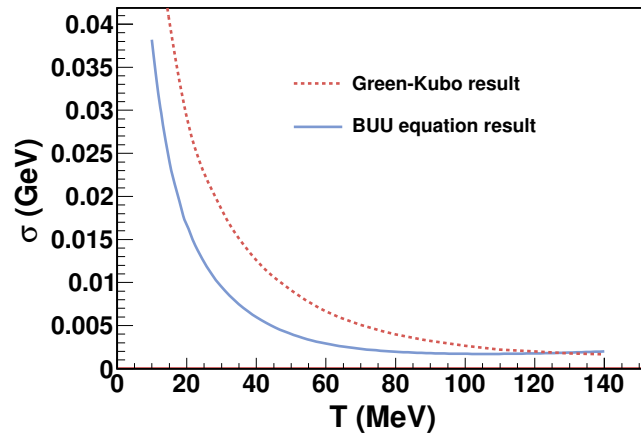


Figure 5.5: Comparison between the electrical conductivity for the pion gas obtained by the BUU equation and the result obtained by the Green-Kubo formula as represented in [Nic06]. Both calculations use unitarized phase-shifts for the pion elastic interaction. The data for the calculation in [Nic06] have been kindly provided by D. Fernandez-Fraile.

Chapter 6

Bhatnagar-Gross-Krook or Relaxation Time Approximation

When the departure from equilibrium is small, the collision side of the kinetic equation can be simplified by the introduction of a relaxation time. The relaxation time accounts for the characteristic time of change of the distribution function. A way to extract the relaxation times once the transport coefficients are known, is to use the Bhatnagar-Gross-Krook approximation or relaxation time approximation (RTA) [BGK54].

We have separated the solution of the kinetic equation into an equilibrium Bose-Einstein term and a small perturbation $\delta f_p \ll n_p$:

$$f_p = n_p + \delta f_p . \quad (6.1)$$

In the RTA approximation, all the non-zero eigenvalues of the collision term $C[f_3, f_p]$ are further taken to have a common value $-1/\tau_R(E_p)$, where τ_R is the relaxation time. Note that the non-positivity of the eigenvalues of the collision operator follows from Boltzmann's H-theorem [Lib03].

In effect, the collision operator is substituted by the simpler expression

$$C[f_3, f_p] = -\frac{1}{\tau_R(E_p)} \delta f_p . \quad (6.2)$$

Combining this approximation with the Chapman-Enskog expansion we identify δf_p with $f_p^{(1)}$ and the kinetic equation reads:

$$\frac{p^\mu}{E_p} \partial_\mu n_p = -\frac{1}{\tau_R(E_p)} \delta f_p , \quad (6.3)$$

where the left-hand side only depends on the equilibrium distribution function with hydrodynamical fields depending on spacetime. We still identify these fields $T(x)$, $\mu(x)$ and $u^i(x)$ as the same as in equilibrium so that the conditions of fit still hold. In

the local rest reference frame they are

$$\int d^3p \delta f_p E_p = 0 , \quad (6.4)$$

$$\int d^3p \delta f_p = 0 , \quad (6.5)$$

$$\int d^3p \delta f_p p^i = 0 . \quad (6.6)$$

From Chapters 3, 4 and 5 we know the explicit expression of the left-hand side for the different transport coefficients. Moreover we know the microscopical expressions to calculate the transport coefficients from an integration of the functions δf_p . We will calculate τ_R in two different approximations, the energy-independent RTA and using the “quadratic *ansatz*” for the relaxation time.

6.1 Energy-independent RTA

The simplest approximation is to consider that the relaxation time has no energy dependence at all:

$$\tau_R(E_p) = \tau_R . \quad (6.7)$$

This approximation is rather crude but it will provide the comparison with previous works [HK85, Gav85, PPVW93, Dav96]. It also provides a simple interpretation of this coefficient. If τ_R is independent of energy, then the solution to the transport equation

$$\frac{df_p}{dt} = -\frac{f_p - n_p}{\tau_R} , \quad (6.8)$$

for f_p is an exponential approach to equilibrium

$$f_p(t) - n_p = (f_p(t=0) - n_p) \exp\left(-\frac{t}{\tau_R}\right) , \quad (6.9)$$

and τ_R corresponds to the time in which the distribution function decreases a factor $1/e$ towards the equilibrium distribution function n_p .

In the dilute limit the relaxation time is nearly equal to the collision time [PPVW93], that gives the inverse of the mean-free path.

Let us start with the shear viscosity. The function δf_p is given by the substitution of the left-hand side of (2.48) into Eq. (6.3):

$$\delta f_p^\eta = -\tau_R^\eta \frac{\beta}{E_p} n_p (1 + n_p) p^i p^j \tilde{V}_{ij} . \quad (6.10)$$

Now identify δf_p^η with the shape of $f_p^{(1)} = -n_p(1+n_p)\Phi_p$ for the shear viscosity given in Eq. (3.4) to obtain

$$B(p) = \tau_R^\eta \frac{T^2}{E_p} \quad (6.11)$$

and finally insert this function into Eq. (3.11) to get:

$$\eta = \frac{g\pi\tau_R^\eta}{15T} \int \frac{d^3p}{(2\pi)^3} \frac{p^4}{E_p^2} n_p(1+n_p) . \quad (6.12)$$

Thus one can extract the relaxation time associated with the shear viscosity if we know the value of η as a function of the temperature and pion chemical potential.

We perform the same calculation for the bulk viscosity with the left-hand side given in Eq. (2.49):

$$\delta f_p^\zeta = -\tau_R^\zeta \frac{\beta}{E_p} n_p(1+n_p) \left(\frac{p^2}{3} - E_p^2 v_n^2 - E_p \kappa_\epsilon^{-1} \right) \nabla \cdot \mathbf{V} . \quad (6.13)$$

Inserting this function into the microscopic definition of the bulk viscosity:

$$\zeta = \tau_R^\zeta \frac{g\pi}{3T} \int \frac{d^3p}{(2\pi)^3} n_p(1+n_p) \frac{p^2}{E_p^2} \left(\frac{p^2}{3} - E_p^2 v_n^2 - E_p \kappa_\epsilon^{-1} \right) . \quad (6.14)$$

Using the conditions of fit one can manipulate this expression and convert it into the final form:

$$\zeta = \tau_R^\zeta \frac{g\pi}{T} \int \frac{d^3p}{(2\pi)^3} n_p(1+n_p) \frac{1}{E_p^2} \left(\frac{p^2}{3} - E_p^2 v_n^2 - E_p \kappa_\epsilon^{-1} \right)^2 . \quad (6.15)$$

Analogously, we use the left-hand side for the thermal conductivity in Eq. (5.1):

$$\delta f_p^\kappa = -\tau_R^\kappa \frac{\beta^2}{E_p} n_p(1+n_p) \left(E_p - \frac{w}{n} \right) \mathbf{p} \cdot \left(\nabla T - \frac{T}{w} \nabla P \right) . \quad (6.16)$$

And the thermal conductivity coefficient reads

$$\kappa = \tau_R^\kappa \frac{g\pi}{3T^2} \int \frac{d^3p}{(2\pi)^3} n_p(1+n_p) \frac{p^2}{E_p^2} \left(E_p - \frac{w}{n} \right)^2 . \quad (6.17)$$

In the energy-independent RTA one can compare directly with the equations obtained in [HK85] or [Gav85]. The formulae in this references are the same as ours. However, there is a discrepancy with respect to the formula given in [HK85] for the heat conductivity. The term w/n does not appear in their equation. This is so because they do not introduce a chemical potential in the calculation and therefore they do not take into account the corresponding terms coming from the spacetime derivatives of this variable.

The relaxation times finally read:

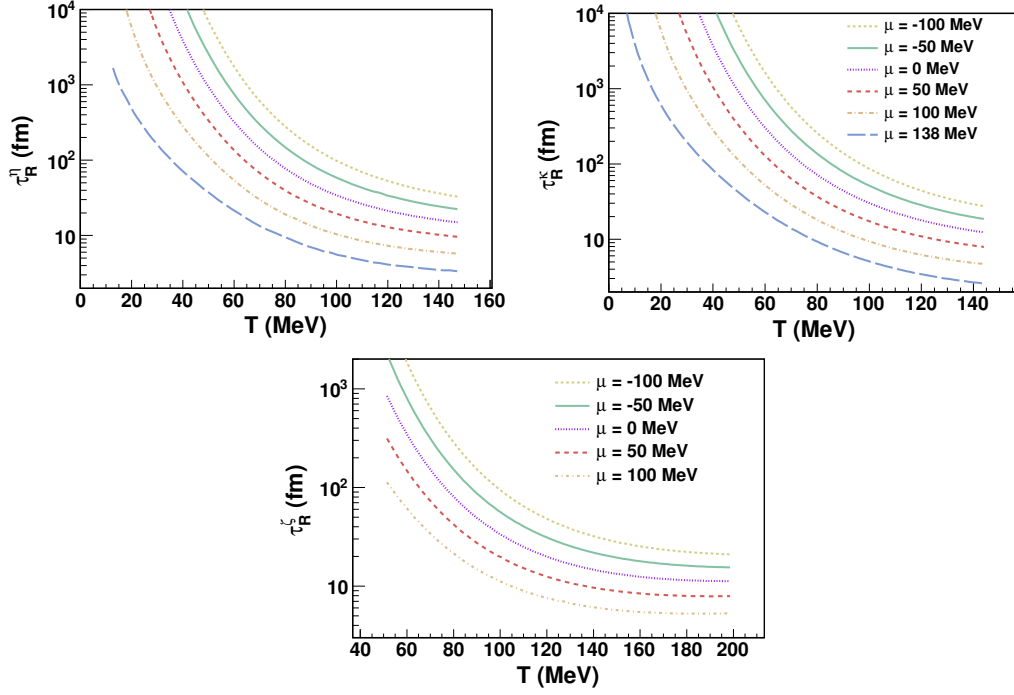


Figure 6.1: Relaxation times for the shear viscosity, thermal conductivity and bulk viscosity in the energy-independent RTA approximation for the pion gas with $SU(2)$ IAM phase-shifts.

$$(\tau_R^\eta)^{-1} = \eta^{-1} \frac{g_\pi m^5}{30\pi^2 T} \int_1^\infty dx \frac{(x^2 - 1)^{5/2}}{x} \frac{z^{-1} e^{y(x-1)}}{(z^{-1} e^{y(x-1)} - 1)^2}, \quad (6.18)$$

$$(\tau_R^\zeta)^{-1} = \zeta^{-1} \frac{g_\pi m^5}{2\pi^2 T} \int_1^\infty dx \frac{(x^2 - 1)^{1/2}}{x} \left[\left(\frac{1}{3} - v_n^2 \right) x^2 - \frac{\kappa_\epsilon^{-1}}{m} x - \frac{1}{3} \right]^2 \times \frac{z^{-1} e^{y(x-1)}}{(z^{-1} e^{y(x-1)} - 1)^2}, \quad (6.19)$$

$$(\tau_R^\kappa)^{-1} = \kappa^{-1} \frac{g_\pi m^5}{6\pi^2 T^2} \int_1^\infty dx \frac{(x^2 - 1)^{3/2}}{x} \left(x - \frac{w}{nm} \right)^2 \times \frac{z^{-1} e^{y(x-1)}}{(z^{-1} e^{y(x-1)} - 1)^2}. \quad (6.20)$$

We plot the results for the three different relaxation times in Fig. 6.1. We use the results coming from the $SU(2)$ IAM interaction at several chemical potentials.

6.2 Quadratic *ansatz*

The energy-independent RTA –although widely used by some authors especially in the past– is not the best simple approximation we can make for the relaxation time. Comparing the expression obtained for δf_p in Sec. 6.1 and the left-hand side of the BUU equation $p_\mu \partial^\mu n_p(x)|_i$, one can immediately deduce that the natural choice (for the three coefficients) is to consider a linear energy dependence to the relaxation time as $\tau_R(E_p) \propto E_p$. This approximation is called the “quadratic *ansatz*”.

We will repeat the calculation assuming that

$$\tau_R(E_p) = \tau_0 \frac{E_p}{T} , \quad (6.21)$$

where τ_0 is a constant.

In terms of our adimensional variables it simply reads $\tau_R(E_p) = \tau_0 xy$. We then obtain the following equations for the transport coefficients:

$$\eta = \tau_0^\eta \frac{g_\pi}{15T^2} \int \frac{d^3p}{(2\pi)^3} \frac{p^4}{E_p} n_p(1+n_p) , \quad (6.22)$$

$$\zeta = \tau_0^\zeta \frac{g_\pi}{T^2} \int \frac{d^3p}{(2\pi)^3} n_p(1+n_p) \frac{1}{E_p} \left(\frac{p^2}{3} - E_p^2 v_n^2 - E_p \kappa_\epsilon^{-1} \right)^2 , \quad (6.23)$$

$$\kappa = \tau_0^\kappa \frac{g_\pi}{3T^3} \int \frac{d^3p}{(2\pi)^3} n_p(1+n_p) p^2 \left(E_p - \frac{w}{n} \right)^2 . \quad (6.24)$$

Inverting these relations we obtain the values of τ_0^i , that in terms of adimensional variables read,

$$(\tau_0^\eta)^{-1} = \eta^{-1} \frac{g_\pi m^6}{30\pi^2 T^2} \int_1^\infty dx (x^2 - 1)^{5/2} \frac{z^{-1} e^{y(x-1)}}{[z^{-1} e^{y(x-1)} - 1]^2} , \quad (6.25)$$

$$\begin{aligned} (\tau_0^\zeta)^{-1} &= \zeta^{-1} \frac{g_\pi m^6}{2\pi^2 T^2} \int_1^\infty dx (x^2 - 1)^{1/2} \left[\left(\frac{1}{3} - v_n^2 \right) x^2 - \frac{\kappa_\epsilon^{-1}}{m} x - \frac{1}{3} \right]^2 \\ &\quad \times \frac{z^{-1} e^{y(x-1)}}{(z^{-1} e^{y(x-1)} - 1)^2} , \end{aligned} \quad (6.26)$$

$$(\tau_0^\kappa)^{-1} = \kappa^{-1} \frac{g_\pi m^6}{6\pi^2 T^3} \int_1^\infty dx (x^2 - 1)^{3/2} \left(x - \frac{w}{nm} \right)^2 \quad (6.27)$$

$$\times \frac{z^{-1} e^{y(x-1)}}{(z^{-1} e^{y(x-1)} - 1)^2} . \quad (6.28)$$

These integrals can be expressed as combinations of the I_i, J_i and K_i functions defined in Eqs. (4.15), (5.28) and (3.19) respectively.

$$(\tau_0^\eta)^{-1} = \eta^{-1} \frac{g_\pi m^6}{30\pi^2 T^2} \langle P_0 | P_0 \rangle_{\mu_\eta} = \eta^{-1} \frac{g_\pi m^6}{30\pi^2 T^2} K_0 , \quad (6.29)$$

$$(\tau_0^\zeta)^{-1} = \zeta^{-1} \frac{g_\pi m^6}{2\pi^2 T^2} \langle P_2 | P_2 \rangle_{\mu_\zeta} = \zeta^{-1} \frac{g_\pi m^6}{2\pi^2 T^2} \frac{I_4 + I_3 \Delta_2 + I_2 \Delta_1}{9\Delta_1^2} , \quad (6.30)$$

$$(\tau_0^\kappa)^{-1} = \kappa^{-1} \frac{g_\pi m^6}{6\pi^2 T^3} \langle P_1 | P_1 \rangle_{\mu_\kappa} = \kappa^{-1} \frac{g_\pi m^6}{6\pi^2 T^3} \frac{J_2 J_0 - J_1^2}{J_0} , \quad (6.31)$$

with

$$\Delta_1 \equiv \frac{I_2^2 - I_1 I_3}{I_1^2 - I_0 I_2} \quad (6.32)$$

and

$$\Delta_2 \equiv \frac{I_0 I_3 - I_1 I_2}{I_1^2 - I_0 I_2} . \quad (6.33)$$

If we work only at first order in the polynomial expansion of the solutions we can obtain a very simple expression for the τ_0 in terms of the collision operators:

$$(\tau_0^\eta)^{-1} = T \frac{\mathcal{C}_{00}}{K_0} , \quad (6.34)$$

$$(\tau_0^\zeta)^{-1} = \frac{m^2}{T} \frac{\mathcal{C}_{22}}{\frac{I_4 + I_3 \Delta_2 + I_2 \Delta_1}{9\Delta_1^2}} , \quad (6.35)$$

$$(\tau_0^\kappa)^{-1} = m \frac{\mathcal{C}_{11}}{\frac{J_2 J_0 - J_1^2}{J_0}} , \quad (6.36)$$

$$(6.37)$$

where the collision operators \mathcal{C}_{00} , \mathcal{C}_{22} and \mathcal{C}_{11} are defined differently according to the transport coefficient they belong.

We show the results for the coefficients τ_0^i in Fig. 6.2.

The relaxation times follow the same behaviour as the transport coefficients (as they are proportional). The conclusion from both computations is that the relaxation times at typical $\mu \sim 50 - 100$ MeV and $T \sim 120 - 140$ MeV are of the order 4-5 fm. Under these conditions the authors of [PPVW93] give a collision time $\tau_R \sim 1$ fm (see Sec. 2.3 for its definition). We conclude that in order to produce the equilibration of the gas the pions suffer 4-5 collisions, and a significant diffusive increase of entropy does occur in the pion gas.

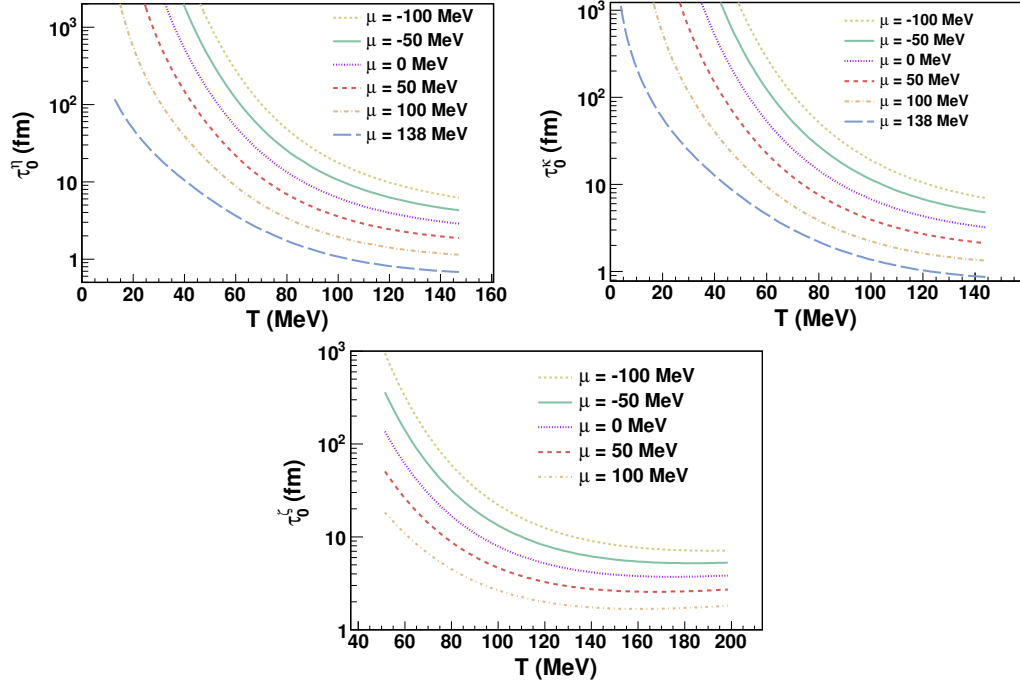


Figure 6.2: Relaxation times τ_0 for the shear viscosity, thermal conductivity and bulk viscosity in the “quadratic *ansatz*” approximation and for the pion gas within $SU(2)$ IAM phase-shifts.

Chapter 7

Strangeness Diffusion

In this chapter and the next one, we include flavor-like charges and consider the strangeness and charm diffusion coefficients. For the former we will solve the BUU equation for the kaon meson distribution function. An extension to $SU(3)$ ChPT is used for the pion-kaon interaction and the inverse amplitude method is used to unitarize the scattering amplitudes. For the charm diffusion coefficient, we will use an alternative effective field theory that incorporates both chiral and heavy quark symmetries, again with unitarized scattering amplitudes. In that case, the BUU equation is transformed into a Fokker-Planck equation.

7.1 Mixed hadron gas with pions and kaons

At low temperatures the meson gas is well described by a system containing pions as the unique degree of freedom. Due to its larger mass, the next mesons (the kaon and the η meson) are mostly suppressed and only appear as important components at moderate temperatures. These two new states carry strangeness (as the s -quark enters in its quark composition). The effective field theory for describing such a system is no longer the $SU(2)$ ChPT. However, a natural extension to $N_f = 3$ is possible (see App. B.2 for more details). Strangeness is also a conserved quantum number of the strong interactions so it is possible to ask how the s -quark diffuses in the medium due to collisions with the pions.

From the quark model point of view, both the kaon and the η meson carry s -quarks (or antiquarks). However, the quark composition of the latter is

$$\eta : \frac{u\bar{u} + d\bar{d} + s\bar{s}}{\sqrt{3}} , \quad (7.1)$$

and it contains both a strange quark and a strange antiquark, so the total strangeness flux carried by this meson is zero. The η meson does not contribute to the strangeness diffusion. In contrast, the kaon does carry a non-vanishing strangeness and it will be the only contribution to the strangeness diffusion. We will work in the isospin limit where the number of K^+ ($u\bar{s}$) is equal to the number of negative kaons K^- ($s\bar{u}$) and

equal to the number of K^0 ($d\bar{s}$) and \bar{K}^0 ($s\bar{d}$). In this limit, the flux of s -quarks is, up to a sign, the same as the flux of s -antiquarks (they are opposite in charge).

Although we are going to speak about “strangeness diffusion” we are going to trade the strange degree of freedom by the kaonic one. This is so, because the s -quark in a hadron gas is always confined into a kaon, and the strangeness flow is driving by the kaons inside the medium. Therefore we will identify the distribution function of an s -quark by the distribution function of a kaon (note that one can identify their chemical potentials because the energy needed for creating an s -quark in the system is the same as the energy for creating a K^- , just because the former is always confined into the latter).

7.2 Diffusion equation

The BUU equation for the dilute one-particle distribution function of a kaon evolving under elastic scattering with the pion gas f_p^K reads:

$$\frac{df_p^K}{dt} = g_\pi \int d\Gamma_{12,3p} [f_1^\pi f_2^K (1 + f_3^\pi)(1 + f_p^K) - f_3^\pi f_p^K (1 + f_1^\pi)(1 + f_2^K)] \quad (7.2)$$

We will consider the pion gas at equilibrium whereas the kaons will be near equilibrium. This is so, because the relaxation time for the kaons is larger than for the pions and so the former equilibrates earlier [PPVW93]. Moreover, we will consider low temperatures where the kaon density is much lower than the pion density $n_p^K \ll n_p^\pi$. As a consequence, only the scattering between kaons and pions matters, the scattering between two kaons being highly improbable. When inserting the Chapman-Enskog expansion (2.32) into the BUU equation to linearize it, we will use the previous statements to suppress quadratic terms in $f^{(1)}$ and neglect $n_p^K f^{(1)\pi}$ with respect to $n_p^\pi f^{(1)K}$ in the collision integral. The linearized BUU equation reads:

$$\frac{df_p^K}{dt} = -g_\pi \int d\Gamma_{12,3p} n_3^\pi (1 + n_1^\pi) n_p^K (1 + n_2^K) \left(\frac{f_p^{(1)K}}{n_p^K (1 + n_p^K)} - \frac{f_2^{(1)K}}{n_2^K (1 + n_2^K)} \right), \quad (7.3)$$

where n_p^K and n_p^π are the equilibrium distribution function for the kaons and for the pions respectively. The equilibrium distribution function reads:

$$n_p^K = \frac{1}{\exp(\beta(x)[u_\alpha(x)p^\alpha - \mu_K(x)]) - 1}. \quad (7.4)$$

The particle number density of kaons is expressed as an integral of this equilibrium distribution function:

$$n_K = g_K \int \frac{d^3p}{(2\pi)^3} n_p^K, \quad (7.5)$$

with $g_K = 4$.

In the left-hand side of the BUU the only space-time dependence inside n_p^K that is relevant for the strangeness diffusion is that of the kaon chemical potential.

$$\frac{df_p^K}{dt} = \frac{p^i}{E_p^K} \nabla^i n_p^K(x) = \frac{p^i}{E_p^K} n_p^K (1 + n_p^K) \beta \nabla^i \mu_K . \quad (7.6)$$

The BUU equation in the first order Chapman-Enskog expansion reads

$$\begin{aligned} n_p^K (1 + n_p^K) p^i \nabla^i \mu_K &= -g_\pi E_p^K T \int d\Gamma_{12,3p} n_3^\pi (1 + n_1^\pi) n_p^K (1 + n_2^K) \\ &\times \left[\frac{f_p^{(1)K}}{n_p^K (1 + n_p^K)} - \frac{f_2^{(1)K}}{n_2^K (1 + n_2^K)} \right] . \end{aligned} \quad (7.7)$$

To extract the strangeness diffusion we must make the connection between the kinetic equation and Fick's diffusion law, that reads

$$j_s^i = -D_s \nabla^i n_K = -D_s \nabla^i \mu_K \int g_K \frac{d^3 p}{(2\pi)^3} n_p^K (1 + n_p^K) \beta , \quad (7.8)$$

where we have computed the gradient of the particle number density in Eq. (7.5).

Microscopically, the particle flux can be expressed as an integration over the one-particle distribution function

$$j_s^i = g_K \int \frac{d^3 p}{(2\pi)^3} \frac{p^i}{E_p^K} f_p^{(1)K} , \quad (7.9)$$

where $E_p^K = \sqrt{p^2 + m_K^2}$. We will conveniently choose the *ansatz* for $f_p^{(1)K}$ as

$$f_p^{(1)K} = -n_p^K (1 + n_p^K) p^i \nabla_i \mu_K \beta^3 H(p) , \quad (7.10)$$

with $H(p)$ an adimensional function of the kaon momentum p . This function will be obtained by inversion of the BUU equation.

Substituting the *ansatz* for $f_p^{(1)}$ into the BUU (7.7):

$$n_p^K (1 + n_p^K) p^i = g_\pi E_p^K \beta^2 \int d\Gamma_{12,3p} n_3^\pi (1 + n_1^\pi) n_p^K (1 + n_2^K) [p^i H(p) - k_2^i H(k_2)] . \quad (7.11)$$

On the other hand, equating Eqs. (7.8) and (7.9):

$$D_s \nabla^i \mu_K \int \frac{d^3 p}{(2\pi)^3} n_p^K (1 + n_p^K) = \int \frac{d^3 p}{(2\pi)^3} \frac{p^i}{E_p^K} n_p^K (1 + n_p^K) p^j \nabla_j \mu_K \beta^2 H(p) , \quad (7.12)$$

and using the relation (5.22) we get

$$D_s = \frac{1}{3T^2} \frac{\int \frac{d^3 p}{(2\pi)^3} \frac{p^2}{E_p^K} n_p^K (1 + n_p^K) H(p)}{\int \frac{d^3 p}{(2\pi)^3} n_p^K (1 + n_p^K)} . \quad (7.13)$$

The expression for the diffusion coefficient is naturally expressed with an integration measure which is analogous to that for the heat conductivity:

$$d\mu_D = dx \frac{z^{-1} e^{y(x-1)}}{[z^{-1} e^{y(x-1)}]^2} (x^2 - 1)^{3/2} = d^3 p \frac{p^2}{E_p^K} n_p (1 + n_p) \frac{1}{4\pi m_K^4} . \quad (7.14)$$

With the help of this integration measure we define the integrals ($n = i + j$)

$$L^n = \int d\mu_D x^n = \langle x^i | x^j \rangle . \quad (7.15)$$

The strangeness diffusion can be written as

$$D_s = \frac{1}{3T^2} \frac{\int d\mu_D H(p) 1}{\int d\mu_D \frac{E_p^{2K}}{p^2}} . \quad (7.16)$$

In terms of the adimensional variables $x = E_p^K / m_K$ and $y = T / m_K$ it reads

$$D_s = \frac{m_K}{3T^2} \frac{\int d\mu_D H(x) 1}{\int d\mu_D \frac{x}{x^2 - 1}} . \quad (7.17)$$

The denominator is related to the susceptibility

$$\chi_{\mu\mu} = \left(\frac{\partial n_K}{\partial \mu_K} \right)_T . \quad (7.18)$$

From this definition it is not difficult to get

$$\chi_{\mu\mu} = \frac{4m_K^3 \pi g_K}{T} \int d\mu_D \frac{x}{x^2 - 1} \quad (7.19)$$

and the diffusion coefficient reads

$$D_s = \frac{4\pi}{3} \frac{m_K^4}{T^3} \frac{g_K}{\chi_{\mu\mu}} \langle H(x) | 1 \rangle . \quad (7.20)$$

We introduce the standard family of monic orthogonal polynomials:

$$P_0 = 1 , \quad (7.21)$$

$$P_1 = x - \frac{L^1}{L^0} , \quad (7.22)$$

$$P_2 = \dots \quad (7.23)$$

and assume that we can expand the function $H(x)$ in a linear combination of that polynomial basis

$$H(p) = H(x) = \sum_{n=0}^{\infty} h_n P_n(x) . \quad (7.24)$$

Due to the orthogonalization properties, the diffusion coefficient contains only one term of the series (7.24):

$$D_s = \frac{4\pi}{3} \frac{m_K^4}{T^3} \frac{g_K}{\chi_{\mu\mu}} h_0 \|P_0\|^2, \quad (7.25)$$

with

$$\|P_0\|^2 = L^0. \quad (7.26)$$

The coefficient h_0 is obtained by inverting the BUU equation. Projecting this equation by multiplying it by $P_n(p)p^i/(E_p^K 4\pi m_K^4)d^3p$ and integrating over the momentum we obtain:

$$\begin{aligned} \int d\mu_D P_n(p) 1 &= \frac{g_\pi 2\pi^2}{m_K^4 T^2} \sum_{m=1}^N h_m \int \prod_{j=1}^4 \frac{d^3 k_j}{2E_j(2\pi)^3} (2\pi)^4 \delta^{(4)}(k_1 + k_2 - k_3 - p) \\ &\times \overline{|T|^2} n_3^\pi (1 + n_1^\pi) n_p^K (1 + n_2^K) P_n(p) p_i [p^i P_m(p) - k_2^i P_m(k_2)] . \end{aligned} \quad (7.27)$$

Symmetrizing the right-hand side we finally obtain:

$$\begin{aligned} \int d\mu_D P_n(p) P_0(p) &= \frac{g_\pi \pi^2}{m_K^4 T^2} \sum_{m=1}^N h_m \int \prod_{j=1}^4 \frac{d^3 k_j}{2E_j(2\pi)^3} (2\pi)^4 \delta^{(4)}(k_1 + k_2 - k_3 - p) \\ &\times \overline{|T|^2} n_3^\pi (1 + n_1^\pi) n_p^K (1 + n_2^K) [p_i P_n(p) - k_{2i} P_n(k_2)] [p^i P_m(p) - k_2^i P_m(k_2)] . \end{aligned} \quad (7.28)$$

Note that there is no zero mode (for $m = n = 0$ the right-hand side does not vanish) but neither does the left-hand side vanish for $n = 0$, so the linearized BUU equation is compatible and determined.

For simplicity we can write the Eq. (7.28) as a matricial equation

$$\mathcal{B}_n = \sum_{m=1}^N h_m \mathcal{C}_{nm}, \quad (7.29)$$

where

$$\mathcal{B}_n \equiv \langle P_n(p) | P_0(p) \rangle = L_0 \delta_{n0}, \quad (7.30)$$

and

$$\begin{aligned} \mathcal{C}_{nm} &\equiv \frac{g_\pi \pi^2}{m_K^4 T^2} \int \prod_{j=1}^4 \frac{d^3 k_j}{2E_j(2\pi)^3} (2\pi)^4 \delta^{(4)}(k_1 + k_2 - k_3 - p) \\ &\times \overline{|T|^2} n_3^\pi (1 + n_1^\pi) n_p^K (1 + n_2^K) [p_i P_n(p) - k_{2i} P_n(k_2)] [p^i P_m(p) - k_2^i P_m(k_2)] . \end{aligned} \quad (7.31)$$

Now, one can solve this matricial system up to some finite order in the expansion (7.24), at first order:

$$h_0 = \frac{\mathcal{B}_0}{\mathcal{C}_{00}}, \quad (7.32)$$

where $\mathcal{B}_0 = L_0$ and

$$\begin{aligned} \mathcal{C}_{00} &\equiv \frac{g_\pi \pi^2}{m_K^4 T^2} \int \prod_{j=1}^p \frac{d^3 k_j}{2E_j(2\pi)^3} (2\pi)^4 \delta^{(4)}(k_1 + k_2 - k_3 - p) \overline{|T|^2} \\ &\times n_3^\pi (1 + n_1^\pi) n_p^K (1 + n_2^K) [p_i - k_{2i}] [p^i - k_2^i], \end{aligned} \quad (7.33)$$

Finally, the diffusion coefficient reads

$$D_s = \frac{4\pi}{3} \frac{m_K^4}{T^3} \frac{g_K}{\chi_{\mu\mu}} \frac{L_0^2}{\mathcal{C}_{00}} . \quad (7.34)$$

7.3 Scattering amplitude from $SU(3)$ IAM

We need to describe the interaction between pions and kaons that enters in Eq. (7.33) in the form of the averaged scattering amplitude. As in the case of the pure pion gas we will use an effective field theory to calculate the partial scattering amplitudes. The $SU(3)$ ChPT (see Appendix B) provides the needed scattering amplitudes in the different isospin-spin channels that are $IJ = \frac{1}{2}0, \frac{1}{2}1, \frac{3}{2}0$. For these three channels only the scattering amplitude in the isospin channel $I = 3/2$ is needed $T^{3/2}(s, t, u)$. The $I = 1/2$ amplitude is obtained by crossing symmetry:

$$T^{1/2}(s, t, u) = \frac{3}{2}T^{3/2}(u, t, s) - \frac{1}{2}T^{3/2}(s, t, u) . \quad (7.35)$$

The form of $T^{3/2}(s, t, u)$ from the $SU(3)$ ChPT at one loop is obtained from [NP02b]. This amplitude consists of one term coming from the tree-level LO Lagrangian (B.22) and reads

$$T_{(0)}^{3/2}(s, t, u) = \frac{m_K^2 + m_\pi^2 - s}{2f_\pi^2} , \quad (7.36)$$

where $f_\pi = 93$ MeV. The NLO part of the amplitude (that we do not reproduce here for shortness) contains tree level terms of the NLO Lagrangian (B.23) and the one-loop corrections at $\mathcal{O}(p^4)$. We project the two amplitudes $T^{1/2}(s, t, u)$ and $T^{3/2}(s, t, u)$ into definite spin channels with the help of an analogous formula to Eq. (B.19) that for pion-kaon scattering reads

$$t_{IJ}(s) = \frac{1}{32\pi} \int_{-1}^1 dx P_J(x) T^I(s, t(s, x), u(s, x)) . \quad (7.37)$$

Once the three partial amplitudes $t_{\frac{3}{2}0}(s), t_{\frac{1}{2}1}(s), t_{\frac{3}{2}0}(s)$ are obtained we proceed to unitarize them with the inverse amplitude method described in Sec. B.4. The key equation is (B.46) in which the index (0) refers to the LO amplitude and the index (1) to the NLO amplitude. In the Figure 7.1 we show the result of the phase-shifts (obtained from the partial wave amplitudes by using Eq. (B.48)) in the channels as a function of the CM energy.

We use the values of the low energy constants that appear in [NP02b], that we show in Table 7.1.

7.4 Diffusion coefficient

In Figure 7.2 we show the result for the strangeness diffusion coefficient as a function of temperature. We have used different combinations of the pion and kaon chemical potentials up to the limiting value of $\mu_\pi \simeq m_\pi$ and $\mu_K \simeq m_K$.

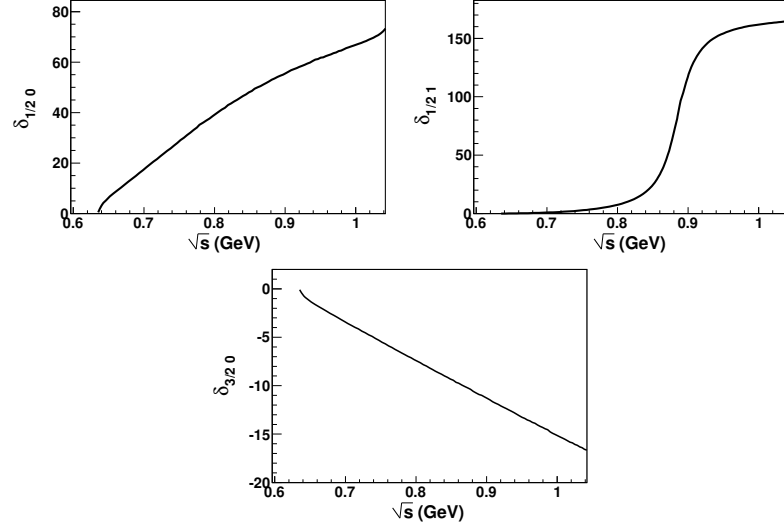


Figure 7.1: Kaon-pion phase-shifts obtained from the $SU(3)$ IAM in the three relevant channels at low energy. We use these phase-shifts as an input for the calculation of the strangeness diffusion. In the top right panel the narrow $K^*(892)$ is visible. The exotic channel $IJ = \frac{3}{2}0$ is repulsive.

L_1	L_2	L_3	L_4	L_5	L_6	L_7	L_8
0.56	1.21	-2.79	-0.36	1.4	0.07	-0.44	0.78

Table 7.1: Set of low energy constants used in the $\pi - K$ scattering needed for the calculation of the strangeness diffusion. All of them have been multiplied by 10^3 .

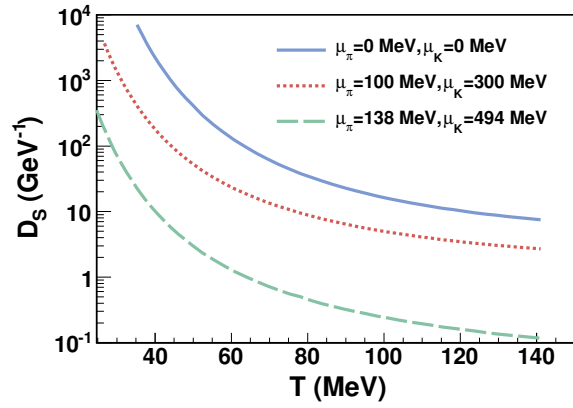


Figure 7.2: Strangeness diffusion coefficient for a gas of pions and kaons as a function of temperature. Three combinations of meson chemical potentials are used.

Chapter 8

Charm Diffusion

Heavy flavored hadrons are interesting because the hadron medium is not hot enough to excite charm pairs. They are produced by hard gluons in the initial stages of the collision and their spectra carry a memory of it, unlike pions and kaons that can be produced in the hadronic thermal medium at later stages, and thus show a spectrum close to black-body without much information from the initial configuration of fields.

Charmed mesons interact with the hadron gas after the crossover from the quark-gluon plasma phase. The corrections to their properties due to this cooler medium require their scattering cross section with the medium pions. This cross section can be theoretically accessed combining chiral perturbation theory, heavy quark effective theory and unitarity [ACLETR11]. Given the scattering amplitudes one can proceed to kinetic simulations following individual particles, or employ kinetic theory to compute transport coefficients that can be input into bulk hydrodynamics simulations.

As the charm transport coefficients are concerned, we will consider the drag or friction force F , and the two Γ_0 and Γ_1 momentum-space diffusion coefficients. Other works have considered only isotropic drag and diffusion, in which case there is only one diffusion coefficient also denoted as κ . We do not make this hypothesis of isotropy (because of the interesting elliptic flow observable) and provide both coefficients corresponding to parallel and shear momentum transfers. Finally, in the $p \rightarrow 0$ limit, we make contact with the traditional kinetic theory and compute the space diffusion coefficient D_x .

We employ the Fokker-Planck formalism for a heavy Brownian particle subject to the bombardement of the light pions in the medium. This heavy particle will be either a D meson or a D^* meson. The later, although unstable through the decay $D^* \rightarrow D\pi$, has a small width (given its closeness to threshold) and for the duration of the hadron gas it propagates as a stable mode. We will justify this statement showing the properties of the D -meson spectrum in Sec. 8.1. Our approximations will be sensible as long as the momentum of the heavy particle remains smaller than its mass in natural units, so that $p \geq 2$ GeV is not accessible by our computation (although we show plots at higher momentum for ease of comparison with future investigations addressing hard heavy flavors).

Meson	J^P	M (MeV)	Γ (MeV)
D	0^-	1867	-
D^*	1^-	2008	1
D_0	0^+	2360(40)	270(50)
D_1	1^+	2422	22(5)
D_1	1^+	2427(40)	380(150)
D_2	2^+	2460	30

Table 8.1: Charged-average masses and experimental estimates [N⁺10] for the strong widths of the D -meson resonances. Errors not quoted are about 1 MeV or less.

8.1 D-meson spectrum

A charm quark propagating in the medium below the deconfinement crossover must do so confined in a hadron. We consider heavy-ion collisions at energies of RHIC or LHC in which the baryon number is very small and can be neglected. Therefore, the charm quark is expected to form a D meson or an excitation thereof.

The ground state of the D -spectrum is the pseudoscalar D meson ($J^P = 0^-$) with four charge states $+, -, 0, \bar{0}$. Since we neglect isospin-breaking terms, we can average the masses over this quartet to obtain $M_D \simeq 1867$ MeV. This meson cannot decay by any strong process and we will take it to be absolutely stable.

The first excitation is the vector 1^- D^* meson whose mass average is $M_{D^*} = 2008.5$ MeV. In the heavy quark limit this meson should degenerate with the D , (and in fact this is seen by glancing higher to the B -meson whose splitting to the B^* is much smaller). This mass is barely above $D\pi$ threshold, so there is only this one strong decay channel, and it is very suppressed.

The width of the charged D^* is estimated at 1 MeV, and that for the neutral partners has not been measured but is consistent with $\Gamma \leq 2$ MeV. This means that a D^* has a mean lifetime in vacuum of order 100 – 200 fm. Since the typical freeze-out time of a heavy-ion collision is about 20 fm it is not a bad first approximation to take the D^* meson as also stable during the fireball's lifetime: the decay time is an order of magnitude larger than the freeze-out time.

In agreement with quark model expectations, the next-higher excitations of the D system seem to be a triplet and a singlet of positive parity, with spins $0^+, 1^+, 2^+$ and 1^+ respectively, corresponding to ${}^{2S+1}L_J = {}^3P_J$ and 1P_1 . The two mesons with spin 1 and positive parity must mix, and they do so in an interesting manner: the one with lowest mass, $D_1(2420)$ becomes narrow and hence decoupled from the natural s -wave decay channel $D^*\pi$, whereas the higher member $D_1(2430)$ is very broad and seen in that configuration. The situation can be seen in Table 8.1 and depicted in Fig. 8.1.

The remaining low-lying resonance, the D_2 , is again narrow. Since its mass at 2460 MeV is 600 MeV above the ground-state D meson, and it is quite decoupled due to its moderate width of about 40 MeV, we do not expect this (nor the $D_1(2420)$) to play an important role at small temperatures.

Thus a sensible approach to charm propagation in a heavy-ion collision after the

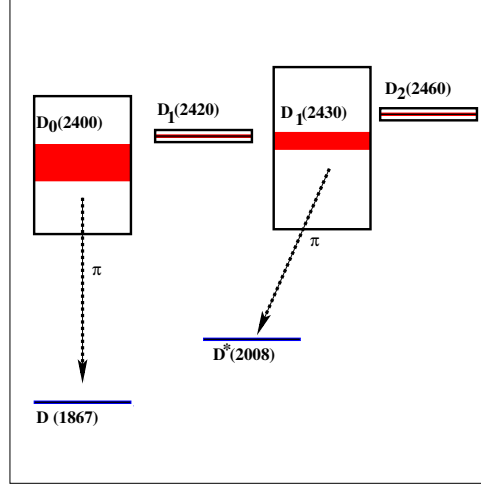


Figure 8.1: Low-lying D -meson spectrum. The blue lines represent the states D and D^* . The red areas represent the position and uncertainty of the four excited states $D_0(2400)$, $D_1(2420)$, $D_1(2430)$, $D_2(2460)$. The black boxes represent their widths.

phase transition to a hadron gas has occurred, is to take the D and D^* mesons as absolutely stable degrees of freedom for the c -quark, that in collision with the in-medium pions rescatter into the resonances D_0 and $D_1(2430)$.

8.2 Fokker-Planck equation

The one-particle distribution function of a charmed meson with momentum p , $f_c(t, \mathbf{x}, \mathbf{p})$, is not in equilibrium when the hadron phase of a heavy-ion collision forms, and must relax via a Boltzmann-Uehling-Uhlenbeck equation (2.9):

$$\frac{df_c(t, \mathbf{x}, \mathbf{p})}{dt} = C[f_\pi(t, \mathbf{x}, \mathbf{k}_3), f_c(t, \mathbf{x}, \mathbf{p})] ,$$

We have slightly changed notations with respect to the previous sections. Because we are dealing with two different species we will use the subindex c to denote the charmed meson, π for the pion and keep all the phase-space variables as explicit arguments. Notice that, because of the scarcity of strange quarks in the heavy-ion collision debris (kaon multiplicity is 10% of typical pion multiplicity, see Fig. 1.7) we are interested only in channels involving the scattering between charmed mesons and pions with total strangeness equal to zero.

As in the case for pions, the left-hand side, in the absence of external forces, is the advective derivative

$$\frac{\partial f_c(t, \mathbf{x}, \mathbf{p})}{\partial t} + \frac{\mathbf{p}^i}{E_p} \cdot \nabla_i f_c(t, \mathbf{x}, \mathbf{p}) = \left[\frac{\partial f_c(t, \mathbf{x}, \mathbf{p})}{\partial t} \right]_{coll} . \quad (8.1)$$

Because the density of D and D^* mesons is very small, one can neglect collisions between D mesons themselves and concentrate only on the interaction of these charmed mesons with the pion bath, assumed in thermal equilibrium.

The bath's distribution function $f_\pi(\mathbf{q})$ is hence the Bose-Einstein function. Moreover, the gas is assumed homogeneous and the distribution does not depend on \mathbf{x} . For this reason one can average the Boltzmann equation over the collision volume and understand the one-particle distribution function for the charmed mesons as the average

$$f_c(t, \mathbf{p}) \equiv \frac{1}{V} \int d\mathbf{x} f_c(t, \mathbf{x}, \mathbf{p}) . \quad (8.2)$$

The averaged BUU equation then becomes

$$\frac{\partial f_c(t, \mathbf{p})}{\partial t} = \left[\frac{\partial f_c(t, \mathbf{p})}{\partial t} \right]_{coll} . \quad (8.3)$$

Charmed mesons may enter and exit the momentum element $d\mathbf{p}$ around \mathbf{p} by collisions with the pion bath, so the collision term has two parts associated with gains and losses.

Gains in the momentum distribution around \mathbf{p} are proportional to the probability density around $(\mathbf{p} + \mathbf{k})$ times the probability of transferring momentum \mathbf{k} from the charmed meson to the bath. It is therefore convenient to define a collision rate $w(\mathbf{p}, \mathbf{k})$ for a charmed meson with initial and final momenta $\mathbf{p}, \mathbf{p} - \mathbf{k}$.

Conversely, losses are proportional to the distribution function around \mathbf{p} times the probability of transferring momentum \mathbf{k} to the pion bath.

The BUU equation should take into account Bose enhancement effects in the final state, with factors $(1 + f_c)$ that encode the increased probability of a charmed meson scattering into an already occupied state,

$$\begin{aligned} \frac{\partial f_c(t, \mathbf{p})}{\partial t} = & \int d\mathbf{k} \{ f_c(t, \mathbf{p} + \mathbf{k}) w(\mathbf{p} + \mathbf{k}, \mathbf{k}) [1 + f_c(t, \mathbf{p})] \\ & - f_c(t, \mathbf{p}) w(\mathbf{p}, \mathbf{k}) [1 + f_c(t, \mathbf{p} - \mathbf{k})] \} . \end{aligned} \quad (8.4)$$

However, as the number of charmed mesons is very small, we can approximate $1 + f_c(t, \mathbf{p}) \approx 1$ inside the collision operator in practice. This is equivalent to use a classical Boltzmann measure inside the collision operator.

$$\frac{\partial f_c(t, \mathbf{p})}{\partial t} = \int d\mathbf{k} [f_c(t, \mathbf{p} + \mathbf{k}) w(\mathbf{p} + \mathbf{k}, \mathbf{k}) - f_c(t, \mathbf{p}) w(\mathbf{p}, \mathbf{k})] . \quad (8.5)$$

This approximation however is probably not valid for the pion distribution function and we keep the $(1 + f_\pi)$ factor in Eq. (8.6) below. In turn the collision rate can be spelled out in terms of the Lorentz invariant charm quark-pion scattering amplitude,

$$\begin{aligned} w(\mathbf{p}, \mathbf{k}) = & g_\pi \int \frac{d\mathbf{q}}{(2\pi)^9} f_\pi(\mathbf{q}) [1 + f_\pi(\mathbf{q} + \mathbf{k})] \frac{1}{2E_q^\pi} \frac{1}{2E_p^c} \frac{1}{2E_{q+k}^\pi} \frac{1}{2E_{p-k}^c} \\ & \times (2\pi)^4 \delta(E_p^c + E_q^\pi - E_{p-k}^c - E_{q+k}^\pi) \sum |\mathcal{M}_{\pi c}(s, t, \chi)|^2 , \end{aligned} \quad (8.6)$$

where χ denotes the possible spin degrees of freedom, active if the c quark finds itself inside a D^* meson. The scattering amplitude $\mathcal{M}_{\pi c}$ is normalized according to standard covariant convention [N⁺10]. Note that Eq. (7) of [HFR11] differs by the Bose-enhancement factor $(1 + f_\pi)$ for the pion exiting the collision. We believe that in the temperature range of $m_\pi \simeq T \simeq 150$ MeV that we (and those authors) treat, this enhancement should not be neglected.

The BUU equation in this case reduces to a much simpler Fokker-Planck equation because the mass of the D and D^* mesons carrying the c -quark is much greater than the mass of the pions and the temperature of the heat bath. Then, the scale of momentum for which there is a significant change of $f_c(t, \mathbf{p})$ with the momentum of the D meson $|\mathbf{p}|$ is greater than the typical transferred momentum $|\mathbf{k}|$, that is of the order of T :

$$|\mathbf{p}|_{fc} \gg |\mathbf{k}| \sim T \sim 150 \text{ MeV} . \quad (8.7)$$

Because of this separation of scales, it is natural to expand the collision rate inside the collision operator respect to its first argument $\mathbf{p} + \mathbf{k}$,

$$\begin{aligned} wf &\equiv w(\mathbf{p} + \mathbf{k}, \mathbf{k}) f_c(t, \mathbf{p} + \mathbf{k}) \\ &= w(\mathbf{p}, \mathbf{k}) f_c(t, \mathbf{p}) + k_i \frac{\partial}{\partial p_i} (wf) + \frac{1}{2} k_i k_j \frac{\partial^2}{\partial p_i \partial p_j} (wf) \dots \end{aligned} \quad (8.8)$$

with $i, j = 1, 2, 3$. The collision integral reads, with this substitution,

$$\left[\frac{\partial f_c(t, \mathbf{p})}{\partial t} \right]_{coll} = \int d\mathbf{k} \left[k_i \frac{\partial}{\partial p_i} + \frac{1}{2} k_i k_j \frac{\partial^2}{\partial p_i \partial p_j} \right] (wf) . \quad (8.9)$$

This suggests defining two auxiliary functions,

$$F_i(\mathbf{p}) = \int d\mathbf{k} w(\mathbf{p}, \mathbf{k}) k_i , \quad (8.10)$$

$$\Gamma_{ij}(\mathbf{p}) = \frac{1}{2} \int d\mathbf{k} w(\mathbf{p}, \mathbf{k}) k_i k_j . \quad (8.11)$$

Eq. (8.8) reduces to the Fokker-Planck equation

$$\frac{\partial f_c(t, \mathbf{p})}{\partial t} = \frac{\partial}{\partial p_i} \left\{ F_i(\mathbf{p}) f_c(t, \mathbf{p}) + \frac{\partial}{\partial p_j} [\Gamma_{ij}(\mathbf{p}) f_c(t, \mathbf{p})] \right\} , \quad (8.12)$$

where we can see that F_i behaves as a friction term representing the average momentum change of the D meson and Γ_{ij} acts as a diffusion coefficient in momentum space, as it forces a broadening of the average momentum distribution of the D meson.

The goal of this chapter is to calculate the coefficients F_i and Γ_{ij} that encode the physics of charm drag and diffusion.

In the ideal case where the pion gas is homogeneous and isotropic, and because the coefficients F_i and Γ_{ij} only depend on p^i , they can be expressed in terms of three scalar functions by means of

$$\begin{aligned} F_i(\mathbf{p}) &= F(p^2) p_i , \\ \Gamma_{ij}(\mathbf{p}) &= \Gamma_0(p^2) \Delta_{ij} + \Gamma_1(p^2) \frac{p_i p_j}{p^2} , \end{aligned} \quad (8.13)$$

where

$$\Delta_{ij} \equiv \delta_{ij} - \frac{p_i p_j}{p^2} \quad (8.14)$$

satisfies the handy identity $\Delta_{ij}\Delta^{ij} = 2$.

We choose the momenta of the elastic collision between a charmed meson D or D^* and a pion as

$$D(\mathbf{p}) + \pi(\mathbf{q}) \rightarrow D(\mathbf{p} - \mathbf{k}) + \pi(\mathbf{q} + \mathbf{k}). \quad (8.15)$$

The three scalar coefficients in Eq. (8.13) are then simple integrals over the interaction rate

$$\begin{aligned} F(p^2) &= \frac{p^i F_i}{p^2} = \int d\mathbf{k} \, w(\mathbf{p}, \mathbf{k}) \frac{k_i p^i}{p^2}, \\ \Gamma_0(p^2) &= \frac{1}{2} \Delta_{ij} \Gamma^{ij} = \frac{1}{4} \int d\mathbf{k} \, w(\mathbf{p}, \mathbf{k}) \left[\mathbf{k}^2 - \frac{(k_i p^i)^2}{p^2} \right], \\ \Gamma_1(p^2) &= \frac{p_i p_j}{p^2} \Gamma^{ij} = \frac{1}{2} \int d\mathbf{k} \, w(\mathbf{p}, \mathbf{k}) \frac{(k_i p^i)^2}{p^2}, \end{aligned} \quad (8.16)$$

where the dynamics is fed-in by the scattering matrix elements $|\mathcal{M}_{\pi c}|$.

In Appendix E we show how the interpretation of the friction coefficient times the quark momentum $F(p^2)p$ is that of an energy loss per unit length upon propagation of the charm quark in the plasma, and the loss of momentum per unit length is simply $F(p^2)E_p$ in terms of energy and momentum of the charmed particle.

8.3 Effective Lagrangian with ChPT and HQET

Here we sketch the construction of the chiral Lagrangian density that describes the interactions between the spin-0 and spin-1 D -mesons and pseudoscalar Goldstone bosons. The Lagrangian is elaborated by writing down all the possible terms compatible with Lorentz and C , P and T invariances. It must also respect the chiral and heavy quark symmetries at lowest order, and break them in a controlled power-series expansion. The non-linear realization of the chiral symmetry is based on the exponential parametrization of the Goldstone bosons ($N_f = 3$) [YCC⁺92]:

$$U = \exp \left(\frac{2i\Phi}{\sqrt{2}F_0} \right), \quad (8.17)$$

with F_0 being the Goldstone boson decay constant in the chiral limit and

$$\Phi = \begin{pmatrix} \frac{1}{\sqrt{2}}\pi^0 + \frac{1}{\sqrt{6}}\eta & \pi^+ & K^+ \\ \pi^- & -\frac{1}{\sqrt{2}}\pi^0 + \frac{1}{\sqrt{6}}\eta & K^0 \\ K^- & \bar{K}^0 & -\frac{2}{\sqrt{6}}\eta \end{pmatrix}. \quad (8.18)$$

This field U transforms under the $SU(3)_L \times SU(3)_R$ symmetry as

$$U \rightarrow U' = LUR^\dagger, \quad (8.19)$$

where L and R are global transformations under $SU(3)_L$ and $SU(3)_R$ respectively. The kinetic term for the Goldstone bosons that is invariant under this chiral transformation is the canonical one

$$\mathcal{L} = \frac{F_0^2}{4} \text{Tr} \partial_\mu U^\dagger \partial^\mu U . \quad (8.20)$$

For conveniency one introduces the matrix

$$u = \sqrt{U} , \quad (8.21)$$

wich under an $SU(3)_L \times SU(3)_R$ transforms as

$$u \rightarrow u' = LuW^\dagger = WuR^\dagger , \quad (8.22)$$

where W is a unitary matrix expressible as a complicated combination of the matrices R, L and Φ .

With the matrix u one can construct the a vector and an axial vector fields as:

$$\Gamma_\mu = \frac{1}{2} (u^\dagger \partial_\mu u + u \partial_\mu u^\dagger) , \quad (8.23)$$

$$u_\mu = i (u^\dagger \partial_\mu u - u \partial_\mu u^\dagger) . \quad (8.24)$$

The transformation rule for these vectors is:

$$\Gamma_\mu \rightarrow \Gamma'_\mu = W \Gamma_\mu W^\dagger + W \partial_\mu W^\dagger , \quad (8.25)$$

$$u_\mu \rightarrow u'_\mu = W u_\mu W^\dagger . \quad (8.26)$$

With Γ_μ one defines the covariant derivative as

$$\nabla_\mu = \partial_\mu - \Gamma_\mu . \quad (8.27)$$

With all these pieces one constructs the leading order (LO) chiral Lagrangian $\mathcal{L}^{(1)}$. It is given by [LS08, GHM09, GKMCW10],

$$\begin{aligned} \mathcal{L}^{(1)} = & \text{Tr} [\nabla^\mu D \nabla_\mu D^\dagger] - M_D^2 \text{Tr} [D D^\dagger] - \text{Tr} [\nabla^\mu D^{*\nu} \nabla_\mu D_\nu^{*\dagger}] + m_D^2 \text{Tr} [D^{*\mu} D_\mu^{*\dagger}] \\ & + i g \text{Tr} [(D^{*\mu} u_\mu D^\dagger - D u^\mu D_\mu^{*\dagger}) \\ & + \frac{g}{2M_D} \text{Tr} [(D_\mu^* u_\alpha \nabla_\beta D_\nu^{*\dagger} - \nabla_\beta D_\mu^* u_\alpha D_\nu^{*\dagger}) \varepsilon^{\mu\nu\alpha\beta}] , \end{aligned} \quad (8.28)$$

where $D = (D^0, D^+, D_s^+)$ and $D_\mu^* = (D^{*0}, D^{*+}, D_s^{*+})_\mu$ are the $SU(3)$ anti-triplets of spin-zero and spin-one D -mesons with the chiral limit mass M_D , respectively. Under the chiral transformation the covariant derivative ∇_μ simply transforms as

$$\nabla_\mu D \rightarrow \nabla_\mu D' = \nabla_\mu D W^\dagger . \quad (8.29)$$

It is not difficult to check that the Lagrangian $\mathcal{L}^{(1)}$ is indeed invariant under the chiral group $SU(3)_L \times SU(3)_R$.

The NLO chiral Lagrangian $\mathcal{L}^{(2)}$ reads

$$\begin{aligned}\mathcal{L}^{(2)} = & -h_0 \text{Tr} [DD^\dagger] \text{Tr} [\chi_+] + h_1 \text{Tr} [D\chi_+ D^\dagger] + h_2 \text{Tr} [DD^\dagger] \text{Tr} [u^\mu u_\mu] \\ & + h_3 \text{Tr} [Du^\mu u_\mu D^\dagger] + h_4 \text{Tr} [\nabla_\mu D \nabla_\nu D^\dagger] \text{Tr} [u^\mu u^\nu] + h_5 \text{Tr} [\nabla_\mu D \{u^\mu, u^\nu\} \nabla_\nu D^\dagger] \\ & + \tilde{h}_0 \text{Tr} [D^{*\mu} D_\mu^\dagger] \text{Tr} [\chi_+] - \tilde{h}_1 \text{Tr} [D^{*\mu} \chi_+ D_\mu^\dagger] - \tilde{h}_2 \text{Tr} [D^{*\mu} D_\mu^\dagger] \text{Tr} [u^\nu u_\nu] \\ & - \tilde{h}_3 \text{Tr} [D^{*\mu} u^\nu u_\nu D_\mu^\dagger] - \tilde{h}_4 \text{Tr} [\nabla_\mu D^{*\alpha} \nabla_\nu D_\alpha^\dagger] \text{Tr} [u^\mu u^\nu] \\ & - \tilde{h}_5 \text{Tr} [\nabla_\mu D^{*\alpha} \{u^\mu, u^\nu\} \nabla_\nu D_\alpha^\dagger] .\end{aligned}\tag{8.30}$$

where

$$\chi_+ = u^\dagger \chi u^\dagger + u \chi u ,\tag{8.31}$$

with $\chi = \text{diag}(m_\pi^2, m_\pi^2, 2m_K^2 - m_\pi^2)$ being the mass matrix. The twelve parameters $h_i, \tilde{h}_i (i = 0, \dots, 5)$ are the low-energy constants (LECs), to be determined. However, we can make use of some constraints to reduce the set of free LECs. First, it should be noticed that in the limit of large number of colors (N_c) of QCD [t 74], single-flavor trace interactions are dominant. So, we fix $h_0 = h_2 = h_4 = \tilde{h}_0 = \tilde{h}_2 = \tilde{h}_4 = 0$ henceforth. Besides, by imposing the heavy-quark symmetry (as will become clear in subsection 8.4.1 below), it follows that $\tilde{h}_i \simeq h_i$.

In the following, the lowest order of the perturbative expansion of the quantities Γ_μ , u_μ and χ_+ in Eqs. (8.28) and (8.30) is considered to construct the scattering matrix of the interactions between the charmed mesons and the pseudoscalar Goldstone bosons.

8.3.1 $D - \pi$ tree-level scattering amplitudes

From the Lagrangian in Eq. (8.28) we are able to obtain the scattering amplitudes V for $D(D^*)\pi \rightarrow D(D^*)\pi$ processes. In Fig. 8.2 we show the tree-level diagrams constructed from the LO and NLO interactions. These include both contact interactions and Born exchanges. The different scattering channels are labeled as V_a through V_d , where the subscripts refer to the scattering channels as follows

$$\begin{aligned}(a) : & D\pi \rightarrow D\pi , \\ (b) : & D^*\pi \rightarrow D\pi , \\ (c) : & D\pi \rightarrow D^*\pi , \\ (d) : & D^*\pi \rightarrow D^*\pi .\end{aligned}\tag{8.32}$$

For clarity in this section we will denote the incoming and outgoing four-momenta as

$$D(p_1^\mu) + \pi(p_2^\mu) \rightarrow D(p_3^\mu) + \pi(p_4^\mu) .\tag{8.33}$$

Nevertheless, when introducing the scattering amplitudes into Eq. (8.16) we will make

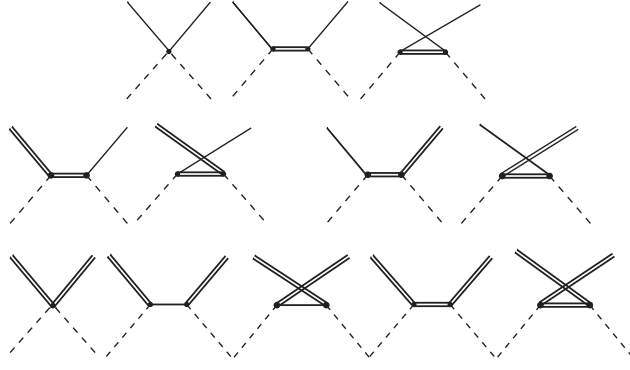


Figure 8.2: Tree-level diagrams relevant to the scattering amplitudes in Eq. (8.34). The solid, double and dashed lines represent the D -mesons, D^* -mesons and pions, respectively.

the identification:

$$\begin{aligned}
 (p_1^0, \mathbf{p}_1) &\rightarrow (\sqrt{M_D^2 + p^2}, \mathbf{p}) , \\
 (p_2^0, \mathbf{p}_2) &\rightarrow (\sqrt{m_\pi^2 + p^2}, \mathbf{q}) , \\
 (p_3^0, \mathbf{p}_3) &\rightarrow (\sqrt{M_D^2 + (\mathbf{p} - \mathbf{k})^2}, \mathbf{p} - \mathbf{k}) , \\
 (p_4^0, \mathbf{p}_4) &\rightarrow (\sqrt{m_\pi^2 + (\mathbf{q} + \mathbf{k})^2}, \mathbf{q} + \mathbf{k}) .
 \end{aligned}$$

The four tree-level scattering amplitudes read:

$$\begin{aligned}
V_a &= \frac{C_0}{4F^2}(s-u) + \frac{2C_1 m_\pi^2}{F^2} h_1 + \frac{2C_2}{F^2} h_3(p_2 \cdot p_4) + \frac{2C_3}{F^2} h_5 [(p_1 \cdot p_2)(p_3 \cdot p_4) \\
&\quad + (p_1 \cdot p_4)(p_2 \cdot p_3)] + \frac{2i g^2}{F^2} p_2^\mu [C_4 D_{\mu\nu}(p_1 + p_2) + C_5 D_{\mu\nu}(p_2 - p_3)] p_4^\nu, \\
V_b &= \frac{i g^2}{M_D F^2} \left[C_4 p_2^\alpha (2p_1^\beta + p_2^\beta) p_{4\rho} D^{\nu\rho}(p_1 + p_2) + C_5 p_4^\alpha (p_2^\beta - p_3^\beta - p_1^\beta) p_{2\rho} D^{\nu\rho}(p_2 - p_3) \right] \\
&\quad \times \varepsilon_{\alpha\beta\mu\nu} \epsilon^\mu(p_1), \\
V_c &= \frac{i g^2}{M_D F^2} \left[C_4 p_4^\alpha (p_1^\beta + p_2^\beta + p_3^\beta) p_{2\rho} D^{\rho\nu}(p_1 + p_2) + C_5 p_2^\alpha (p_2^\beta - 2p_3^\beta) p_{4\rho} D^{\nu\rho}(p_2 - p_3) \right] \\
&\quad \times \varepsilon_{\alpha\beta\mu\nu} \epsilon^{*\mu}(p_3), \\
V_d &= - \left\{ \frac{C_0}{4F^2}(s-u) + \frac{2C_1 m_\pi^2}{F^2} \tilde{h}_1 + \frac{2C_2}{F^2} \tilde{h}_3(p_2 \cdot p_4) + \frac{2C_3}{F^2} \tilde{h}_5 [(p_1 \cdot p_2)(p_3 \cdot p_4) \right. \\
&\quad \left. + (p_1 \cdot p_4)(p_2 \cdot p_3)] \right\} \epsilon^\mu(p_1) \epsilon_\mu^*(p_3) \\
&\quad + \frac{2i g^2}{F^2} [C_4 D(p_1 + p_2) + C_5 D(p_2 - p_3)] p_2^\mu \epsilon_\mu(p_1) p_4^\nu \epsilon_\nu^*(p_3) \\
&\quad + \frac{i g^2}{3M_D^2 F^2} \left[C_6 p_2^\alpha (2p_1^\beta + p_2^\beta) p_4^\rho (p_1^\sigma + p_2^\sigma + p_3^\sigma) D^{\nu\gamma}(p_1 + p_2) \right. \\
&\quad \left. + C_7 p_2^\alpha (p_2^\beta - 2p_3^\beta) p_4^\rho (p_2^\sigma - p_3^\sigma - p_1^\sigma) D^{\nu\gamma}(p_2 - p_3) \right] \\
&\quad \times \varepsilon_{\alpha\beta\mu\nu} \varepsilon_{\rho\sigma\gamma\delta} \epsilon^\mu(p_1) \epsilon^{*\delta}(p_3), \tag{8.34}
\end{aligned}$$

where C_i ($i = 0, \dots, 7$) are the coefficients of the scattering amplitudes for $D\pi, D^*\pi$ channels with total isospin I , done in Table 8.2, and $D(p)$, $D_{\mu\nu}(p)$ are the propagators of D and D^* -mesons, respectively,

$$\begin{aligned}
D(p) &= \frac{i}{p^2 - M_D^2}, \\
D^{\mu\nu}(p) &= \frac{-i}{p^2 - M_{D^*}^2} \left(\eta^{\mu\nu} - \frac{p^\mu p^\nu}{M_{D^*}^2} \right). \tag{8.35}
\end{aligned}$$

As the two particles in all amplitudes are distinguishable, there is no t -channel type contribution (as e.g. in Compton scattering) with our relevant fields (open charm mesons and pions), and only s and u -channel interactions appear. Between a D and a π one could exchange additional, closed flavor resonances in the t -channel, but a quick examination makes clear that these contributions are totally negligible. For example, f_0 exchange, while having strong coupling to two pions, has negligible coupling to two D mesons, so one of the vertices makes the amplitude very small. Similarly, J/ψ t -channel exchange is suppressed because of the small two-pion coupling of the very narrow state (and similar for other, closed flavor resonances). It doesn't make sense to include these resonances while neglecting higher order chiral and heavy quark corrections to the $D\pi$ Lagrangian with the basic fields.

Constants	$I = \frac{1}{2}$	$I = \frac{3}{2}$
C_0	-2	1
C_1	-1	-1
C_2	1	1
C_3	1	1
C_4	3	0
C_5	$\frac{1}{3}$	$\frac{2}{3}$
C_6	3	0
C_7	$\frac{1}{3}$	$\frac{2}{3}$

Table 8.2: Coefficients of the scattering amplitudes for the $D\pi, D^*\pi$ channels with total isospin I in Eq. (8.34).

Finally $\epsilon^\mu(p)$ is the polarization vector of the vector D^* -meson. If we were to write the polarization indices explicitly, $\epsilon^\mu(p) \equiv \epsilon_\lambda^\mu(p)$, $V_b \equiv V_{b\lambda}$, $V_c \equiv V_{c\lambda}$, $V_d \equiv V_{d\lambda\lambda'}$, while V_a remains a scalar as no vector mesons appear.

The amplitudes V_b and V_c must be related by time reversal, since they encode $D^*\pi \rightarrow D\pi$ and $D\pi \rightarrow D^*\pi$ respectively. Indeed, if one exchanges p_1 by p_3 and p_2 by p_4 , and employs energy-momentum conservation $p_1 + p_2 = p_3 + p_4$, they map onto each other as $V_b \rightarrow V_c$, $V_c \rightarrow V_b$.

8.3.2 On-shell unitarization

Chiral perturbation theory amplitudes are by construction a series expansion (albeit with logarithmic corrections and, in our case, Born terms with an intermediate propagator due to the $DD^*\pi$ coupling) and by their very nature are unable to describe excited elastic resonances (in our case, D_0 and D_1).

The key to understanding this limitation is to note that, at fixed order, ChPT violates unitarity as momentum is increased. Therefore several strategies have been adopted to bypass the shortcoming, such as the N/D method, the inverse amplitude method, or the K-matrix method.

We pursue the simplest partial-wave unitarization by employing on-shell factorization [OO97] which is a nice feature of polynomial expansions and leads to algebraic formulae for the unitarized partial wave amplitudes, capable of reproducing resonances. Our conventions for the expansion of the perturbative V_a and unitarized T_a amplitudes in terms of Legendre polynomials are

$$V_a^l = \frac{1}{2} \int_{-1}^1 dx P_l(x) V_a(s, x) , \quad (8.36)$$

$$T_a^l = \frac{1}{2} \int_{-1}^1 dx P_l(x) T_a(s, x) , \quad (8.37)$$

where $x \equiv \cos \theta$ and $P_0(x) = 1$ and a is a channel index.

We proceed by projecting the perturbative amplitude into the s -wave, that dominates at low energies because of the k^{2l+1} suppression of higher waves, and is resonant at the D_0 (for $D\pi$ scattering) and D_1 (for $D^*\pi$ scattering), thus dominating the entire amplitude at moderate heavy-quark velocities (at higher velocities, boosting to the moving center of mass frame kinematically induces higher waves). Thus the perturbative amplitude is substituted for

$$V_a^{l=0}(s) = \frac{1}{2} \int_{-1}^1 dx V_a(s, t(x), u(s, t(x))) P_0(x) . \quad (8.38)$$

The unitarized scalar amplitudes T_a decouple in leading order HQET and read [ROS05]:

$$T_a^{l=0}(s) = \frac{-V_a^{l=0}(s)}{1 - V_a^{l=0}(s) G_{l=0}(s)} . \quad (8.39)$$

This equation manifestly is a relativistic generalization of the Lippmann-Schwinger equation.

The factorized resolvent function is the standard one-loop integral

$$G_{l=0}(s) = i \int \frac{d^4 q}{(2\pi)^4} \frac{1}{(P-q)^2 - M_D^2 + i\epsilon} \frac{1}{q^2 - m_\pi^2 + i\epsilon} . \quad (8.40)$$

We employ dimensional regularization of the divergent integral to read from Ref. [ROS05]

$$\begin{aligned} G_{l=0}(s) = & \frac{1}{16\pi^2} \left\{ a(\mu) + \ln \frac{M_D^2}{\mu^2} + \frac{m_\pi^2 - M_D^2 + s}{2s} \ln \frac{m_\pi^2}{M_D^2} \right. \\ & + \frac{q}{\sqrt{s}} \left[\ln(s - (M_D^2 - m_\pi^2) + 2q\sqrt{s}) + \ln(s + (M_D^2 - m_\pi^2) + 2q\sqrt{s}) \right. \\ & \left. \left. + \ln(s - (M_D^2 - m_\pi^2) - 2q\sqrt{s}) - \ln(s + (M_D^2 - m_\pi^2) - 2q\sqrt{s}) - 2\pi i \right] \right\} , \end{aligned} \quad (8.41)$$

where the imaginary part of the logarithms above $D\pi$ threshold reads

$$\Im G_{l=0}(s) = -\frac{q}{8\pi\sqrt{s}} , \quad (8.42)$$

with q the modulus of the pion's three-momentum in the CM frame.

Introducing the conventional two-body phase space

$$\rho_{\pi D}(s) = \sqrt{\left(1 + \frac{(m_\pi + M_D)^2}{s}\right) \left(1 - \frac{(m_\pi - M_D)^2}{s}\right)} \quad (8.43)$$

or, in terms of q ,

$$\rho_{\pi D}(s) = \frac{2q}{\sqrt{s}} , \quad (8.44)$$

this imaginary part is

$$\Im G_{l=0}(s) = -\frac{\rho_{\pi D}(s)}{16\pi} . \quad (8.45)$$

With these ingredients it is straightforward to show that, by construction, the complex T_a 's satisfy single-channel unitarity relations

$$\Im T_a^{I=0}(s) = -|T_a^{I=0}(s)|^2 \frac{\rho_{\pi D}(s)}{16\pi^2} \quad (8.46)$$

(providing a convenient numerical check of our computer programmes). The amplitude can be parametrized in terms of the phase-shift

$$T_a^{I0}(s) = \frac{\sin \delta_{I0}(s) e^{i\delta_{I0}(s)}}{\rho_{\pi D}(s)} , \quad (8.47)$$

that is then extracted via

$$\tan \delta_{I0}(s) = \frac{\Im T_a^{I0}(s)}{\Re T_a^{I0}(s)} \quad (8.48)$$

with $I = 1/2, 3/2$.

Finally, the isospin averaged amplitude for the LO-HQET decoupled single-channel problem becomes

$$|\bar{T}_a|^2 = \frac{1}{6} \left(2|T_a^{1/2,0}|^2 + 4|T_a^{3/2,0}|^2 \right) . \quad (8.49)$$

Heavy-quark spin symmetry dictates that, whether D or D^* in any spin state, the scattering cross section will be the same, and since an s-wave cannot flip the spin upon interaction, no further spin averaging is needed in leading order HQET. One can then use

$$\sum |\mathcal{M}_{\pi c}(s, t, \chi)|^2 = |\bar{T}_a|^2 \quad (8.50)$$

in Eq. (8.6).

Going beyond LO in HQET we need to distinguish between $D\pi \rightarrow D\pi$ and $D^*\pi \rightarrow D^*\pi$ scattering. To implement it, we assume that a charm quark propagates as a linear combination of both states

$$|c\rangle = \alpha|D\rangle + \vec{\beta} \cdot |\mathbf{D}^*\rangle . \quad (8.51)$$

The moduli of the complex numbers α and β_i are determined by thermal Bose-Einstein distribution factors, since the mass difference between D and D^* slightly suppresses the latter. We then average over the relative (quasi-random) phases of α and $\vec{\beta}$ upon squaring to construct $\sum |\mathcal{M}_{\pi c}(s, t, \chi)|^2$.

The cross section is given by

$$\sigma(s)_{\pi D} = \frac{1}{16\pi s} |\mathcal{M}_{\pi D}|^2 \quad (8.52)$$

and

$$\sigma(s)_{\pi D^*} = \frac{1}{16\pi s} |\mathcal{M}_{\pi D^*}|^2 . \quad (8.53)$$

8.4 Results

8.4.1 Low-energy constants and cross sections

In the philosophy of low-energy effective theories, after all the symmetries have been used to constrain the Lagrangian density, the remaining free constants have to be fit to experimental data. Our choices are widely discussed in [ACLETR11]. We quote here the values we have used.

1) The pion decay constant in the chiral limit F_0 can be approximated by its physical value, $f_\pi = 92$ MeV, the difference being of one higher order in the chiral expansion.

2) The renormalization scale for the NLO ChPT constants is to be understood as $\mu = 770$ MeV, and the scheme is such that the subtraction constant $a(\mu) = 1.85$ is fixed as in [ROS05].

3) We adopt the value $g = 1177 \pm 137$ MeV for the heavy-light pseudoscalar-vector coupling constant by reproducing the decay of D^{*+} . From our Lagrangian we obtain

$$\Gamma_{D^{*+}} = \frac{g^2 |p_\pi|^3}{12\pi F^2 M_{D^*}^2} . \quad (8.54)$$

The value of g deduced by matching the decay rate is the same as in [GKMCW10] and consistent with the value of g_π given in [Lai11].

4) Turning now to the NLO constants, we have stated that $\tilde{h}_i = h_i$ is a requirement of heavy quark symmetry tying the D and D^* amplitudes at LO in HQET.

5) Likewise we have set $h_0 = h_2 = h_4 = 0$ based purely on large- N_c counting. These constants well deserve being revisited in future work, but we are content here with accepting a $1/N_c$ systematic error as customary in the current literature.

6) The mass differences between the D -mesons [LS08, GKMCW10], fixes $h_1 \approx -0.45$.

7) Finally, we fix h_3 and h_5 through the $D\pi$ channel corresponding to the T_a scattering amplitude, two pieces of known data (the D_0 mass and width) to which we can tie h_3 and h_5 . We find that reasonable values are $(h_3, h_5) = (7 \pm 2, -0.5 \pm 0.2 \text{ GeV}^{-2})$ with correlated errors, that is, an increased h_3 needs to be used with a more negative h_5 .

We now present numeric computations of the unitarized and squared amplitudes in Eq. (8.39), and of the cross section.

In the first place, and to compare with the work of [GO07], we keep only the $(s-u)$ term in the $D\pi$ elastic amplitude V_a . The square amplitudes with isospin $I = 1/2$ and $I = 3/2$ and $l = 0$ are depicted in Fig. 8.3. The figure shows how the exotic $I = 3/2$ is non-resonant (this will also be the case for all the calculations presented below), which could have been guessed because no $q\bar{q}$ state exists with such isospin, so there is no intrinsic strength at low energies in exotic waves. The non-exotic $I = 1/2$ channel presents a clear s -wave resonance, with approximate mass and width $M \simeq 2140$ MeV and $\Gamma \simeq 170$ MeV. These values are somewhat too low if compared with the experimental $M_{D_0} = 2360(40)$ MeV and $\Gamma_{D_0} = 270(50)$ MeV taken from the Review of Particle Physics [N⁺10]. We do not deem this a problem since there is room for the NLO terms containing the h_i constants to modify the computation.

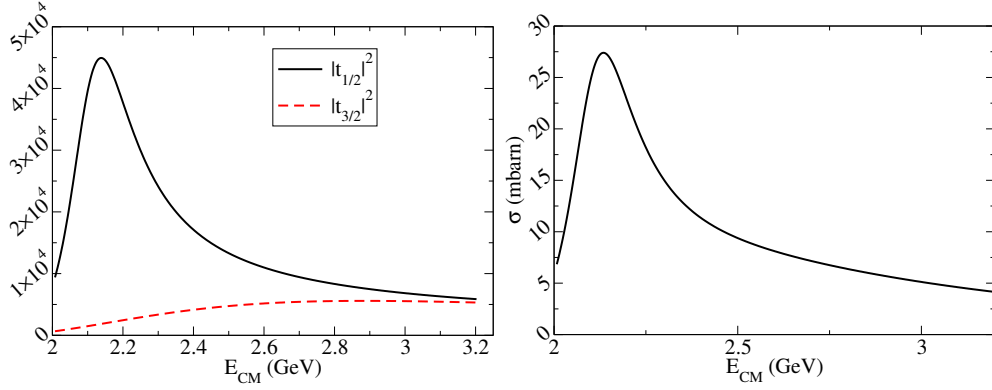


Figure 8.3: Left panel: square amplitudes for $D\pi$ s -wave elastic scattering employing only the $(s-u)$ term of the interaction potential V_a (as in [GO07]). Right panel: isospin averaged cross section associated to those amplitudes.

Next we add one by one the NLO constants h_1 , h_3 , h_5 . Because the h_1 term does not increase with momentum, but is multiplied by a small m_π^2 constant, it does not change the amplitudes appreciably. We include it with a value $h_1 \approx -0.45$ as commented before but do not discuss it any further.

In [ACLETR11] we study the sensitivity to h_3 and h_5 . For small, positive values of h_3 the D_0 peak moves to larger masses and it becomes broader. Adding the h_5 term, we observe that its presence (if the sign is chosen negative as in [GHM09], for example $h_5 = -0.25 \text{ GeV}^{-2}$) narrows the resonance shifting it to slightly lower masses. Therefore, a strategy to improve agreement with the experimental D_0 data is to combine a positive h_3 with a negative h_5 to increase the resonance mass without distorting the line-shape unacceptably. Our best computation is then shown in Fig. 8.4.

The maximum of the squared amplitude, employing $(h_3, h_5) = (7, -0.5 \text{ GeV}^{-2})$ as central value, gives a reasonable $M_{D_0} = 2300 \text{ MeV}$, just slightly below the experimental value, and a width just slightly above $\Gamma = 350 \text{ MeV}$. The two parameters are very correlated, so that varying one significantly requires varying the other simultaneously to maintain reasonable agreement with the experimental resonance. Shown in the figure are two more lines with the error band $\Delta h_3 = \pm 2$ and $\Delta h_5 = \pm 0.2 \text{ GeV}^{-2}$. It is this squared amplitude, leading order in Heavy Quark Effective Theory, that we adopt in our Fokker-Planck equation for the transport coefficients.

Although the diffusion and drag coefficients require the $|\mathcal{M}|^2$ square amplitude, it is convenient for the discussion to also plot the resulting cross section, which we do in Fig. 8.5.

The maximum of the cross section is about $13.5 \pm 1 \text{ mbarn}$, and for the entire range of center of mass energies $\sqrt{s} \in (2 - 3) \text{ GeV}$ we find $\sigma \geq 5 \text{ mbarn}$. In fact, for a large window between 2.1 and 2.5 GeV we have $\sigma \geq 10 \text{ mbarn}$, which is slightly larger but in reasonable agreement with the guess by the authors of [HFR11], that assume 7–10 mbarn, or by Svetitsky and Uziel [SU97] of 9 mbarn based on quark constituent counting.

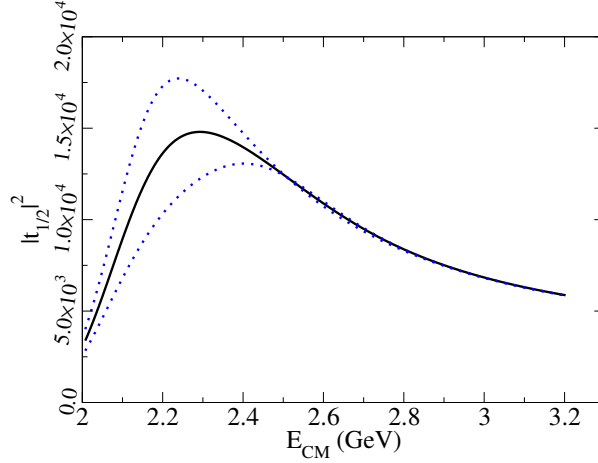


Figure 8.4: Squared isospin 1/2 amplitude for $D\pi$ scattering with $(h_3, h_5) = (7, -0.5 \text{ GeV}^{-2})$ (solid line). The dotted lines give the limits of the error band.

Next, we proceed to the next-to-leading order in Heavy Quark Effective Theory. We only consider for now the Born s and t -channel exchange terms due to D^* exchange between the $D\pi$ pair. The effect of adding these terms is akin to making h_5 more negative, that is, a narrowing of the D_0 resonance, as shown in Fig. 8.6.

However, a renormalization of the h_i constants effectively brings back the pole position in better agreement with experimental data, as seen in Fig. 8.7.

Shown in the figure are lines with $(h_3, h_5) = (7.5 \pm 2.5, 0.4 \pm 0.3 \text{ GeV}^{-2})$, together with the result of Fig. 8.5 without including the Born terms. As can be seen, the effect of the D^* exchanges can be largely absorbed in the h_i counterterms (for fixed m_c mass of course, since they scale differently) so we will ignore the Born terms in this computation. However a certain uncertainty should be understood, of order 30% in the cross section, that could be larger than our estimate in the region of the D_0 resonance.

Finally, we return to the computation in Fig. 8.5, but substitute M_D by M_D^* (an NLO effect in HQET) as only modification to obtain V_d instead of V_a . We interpret the resulting cross section as that corresponding to $D^*\pi$ scattering, and plot the result in Fig. 8.8.

The cross section including both 1/2 and 3/2 isospin channels is clearly resonant, with the D_1 well visible. As was the case for the D_0 , the mass is slightly below the data. The cross section peak is about 15 mbarn.

Thus we have performed an exhaustive study of the LO-HQET interaction and now proceed to compute transport coefficients equipped with the interaction leading to Figs. 8.5 and 8.8. The conclusion of this section is that reproducing the correct parameters of the D_0, D_1 resonances (masses and widths) essentially fixes the cross section in the region of interest, because of unitarity not leaving much room for model dependence.

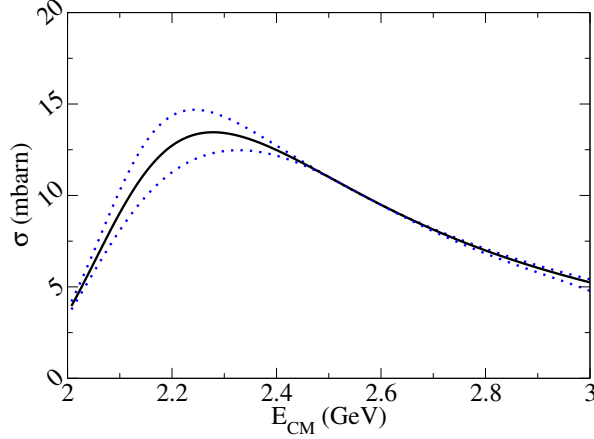


Figure 8.5: Cross section for $D\pi$ elastic scattering with $(h_3, h_5) = (7, -0.5 \text{ GeV}^{-2})$ (solid line). The dotted lines give the limits of the error band.

8.4.2 Diffusion and drag coefficients

We now proceed to the calculation, with the square amplitude so numerically computed, the F , Γ_0 and Γ_1 transport coefficients in Eq. 8.16. The three pannels of Fig. 8.9 show them as function of squared momentum p^2 for fixed temperature $T = 150 \text{ MeV}$. One should not trust these results above charm momenta of order $p = 1.5 \text{ GeV}$, but we spell them out for completeness.

In the top panel of this figure we show the drag coefficient $F(p)$ in fm^{-1} , which exhibits a modest momentum variation of about 10–20% within the range of $p \in (0, 2.5) \text{ GeV}$. From this coefficient one can extract the relaxation length for a charm quark propagating in the pion medium that turns out to be around 40 fm at $p = 1 \text{ GeV}$.

Quite strikingly, one can see in the figure that Γ_0 has a very mild momentum dependence, its value can very well be approximated by a constant for the entire momentum range. Γ_1 is seen to grow with momentum, increasing the difference $\Gamma_1 - \Gamma_0$, and thus favoring diffusion at higher typical momenta.

In Figs. 8.10 and 8.11 we show the dependence with the temperature of the drag coefficient at fixed momentum. Since the direct computation of $F(p^2 \rightarrow 0)$ is rather unstable, for the plot in Fig. 8.10, F is computed from Γ by employing the Einstein relation:

$$F(p^2 \rightarrow 0) = \frac{\Gamma(p^2 \rightarrow 0)}{MT} . \quad (8.55)$$

The drag coefficient is seen to increase by a factor of about 4 in the range from 100 to 150 MeV, so that most of the drag in a heavy-ion collision is expected in the hotter stages, with the charm quarks freezing out progressively until they freely stream outwards till they decay.

We compare with other authors, choosing a reference temperature of 100 MeV where all existing works make a statement, and show the drag coefficient for each recent work in Table 8.3.

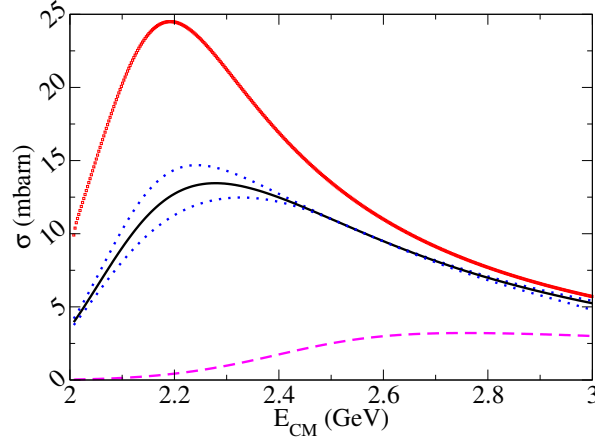


Figure 8.6: Effect of including the Born terms associated with the D^* . The bottom line (purple) is the cross section associated to the Born term alone, as in the model of [GDSA11]. The top line (red squares) is the resulting cross section combining the Born term with the contact terms, without modifying the h_i constants from Fig. 8.5, and then unitarizing.

Authors	$F(\text{fm}^{-1})$
Laine, [Lai11]	0.05×10^{-3}
He, Fries, Rapp, [HFR11]	5×10^{-3}
Ghosh <i>et al.</i> , [GDSA11]	0.11
Our estimate, [ACLETR11]	3.5×10^{-3}

Table 8.3: Value of the drag coefficient at $p \rightarrow 0$ and $T = 100$ MeV.

It can be seen that the phenomenological model of [HFR11] is of the same order of magnitude of our result, with [GDSA11] quoting an extremely large value in their Fig. 2, and Laine a smaller value by one order of magnitude. We believe that we have a larger control of the charm-pion scattering amplitudes at moderate temperatures, but the reader would be cautious to employ a factor 2 as error band to our result.

The spatial diffusion coefficient is then plotted in Fig. 8.12 as function of temperature.

At low temperatures it correctly takes the nonrelativistic limit

$$D_x = \frac{3T^{3/2}}{\sigma P \sqrt{m}} \quad (8.56)$$

with m the particle mass, σ the cross section, and P the pion gas pressure, that is temperature dependent. We also note that, during the lifetime of the pion gas after the crossover from the quark-gluon plasma phase, the interactions between pions are almost entirely elastic, so that pion number is effectively conserved and one should

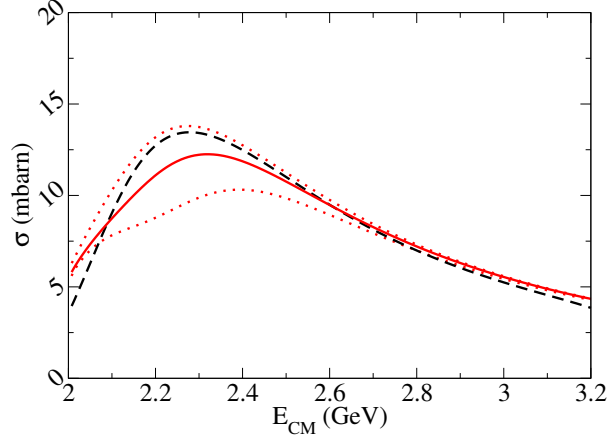


Figure 8.7: Effect of including the Born terms associated with the D^* , but leaving the h_i coefficients free. The red, solid line is the central value with $h_3 = 8$, $h_5 = 0.35$ GeV^{-2} . The black, dashed line coincides with the cross section in Fig. 8.5 without the Born terms.

introduce a pion chemical potential, not included in the very recent works by other groups. Introducing this approximate pion chemical potential μ ,

$$P \propto m_\pi^{3/2} T^{5/2} e^{\frac{\mu - m_\pi}{T}} \quad (8.57)$$

makes the product TD_x diverge at low temperature and vanishing chemical potential (which just means that gas particles are too cold and slow to stop the charm quark from diffusively moving inside the pion gas). However, at chemical equilibrium with $\mu \rightarrow m_\pi$ (that is not expected in the hadron phase of a heavy-ion collision, but is relevant to make contact with the nonrelativistic limit), the exponential becomes unity and TD_x becomes a constant at low temperature. We further show the effect of this pion chemical potential in Fig. 8.13.

We find the effect sizeable. At a reference temperature of 120 MeV, the ratio between D_x at $\mu_\pi = 0$ and $\mu_\pi = 138$ MeV is a factor of about 5.

In Fig. 8.14 we plot our result (solid line) at zero chemical potential together other results of the same coefficient. The result labeled as “Laine” refers to [Lai11] where Heavy Meson Chiral Perturbation Theory without unitarization is used. The “He,Fries,Rapp” curve corresponds to [HFR11] where they use empirical elastic scattering amplitudes and finally the calculation of the charm diffusion in the quark-gluon plasma from [RvH08].

To assist in the physical interpretation of our results, we have plotted in Figs. 8.15 and 8.16 the loss of energy and momentum per unit length, derived from our results for the drag coefficient F , for various momenta p^2 .

From Fig. 8.16 one can estimate that a reference charm quark in a D or D^* meson with momentum 1 GeV measured in the rest frame of the pion fluid surrounding it, will deposit about 50 MeV per fm travelled in the fluid. Thus, if the pion gas is in existence

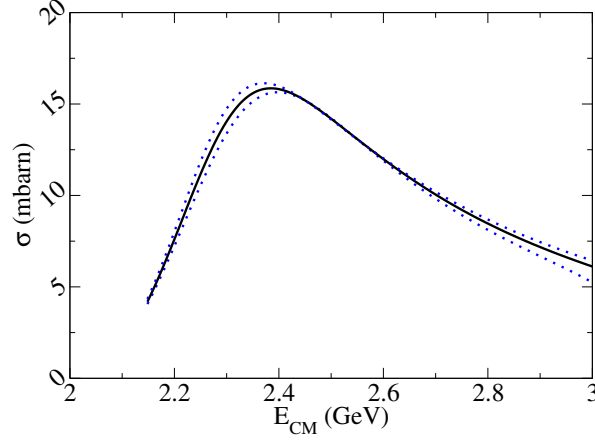


Figure 8.8: Elastic cross section for $D^*\pi$ scattering computed replacing M_D by M_D^* in Fig. 8.5. The resonance should now be interpreted as the broad $D_1(2427)$.

for, say, 4 fm, the D meson measured in the final state with a momentum of 800 MeV will have been emitted from the quark-gluon plasma phase with a GeV. This result is similar to the 20% effect recently quoted by [HFR11] and means that, while the D and D^* mesons can be used as probes of the quark-gluon plasma, their distributions should be shifted up in momentum (or alternatively both the quark-gluon plasma and hadron phases have to be treated in hydrodynamical simulations).

The authors of reference [vHGR06] proposed to divide the temperature times the spatial diffusion coefficient by the shear viscosity over entropy density ratio η/s , producing a dimensionless quantity that should give an idea of how strongly coupled is the quark-gluon plasma, and they quote two estimates based on AdS/CFT that we plot in Fig. 8.17. In the figure we also plot our computation based on charm quarks travelling through the pion gas, together with our computation of viscosity over entropy density in the pion gas presented in [DLETR09a]. It seems that, according to this criterion, the charm quark is somewhat strongly coupled to the pion gas.

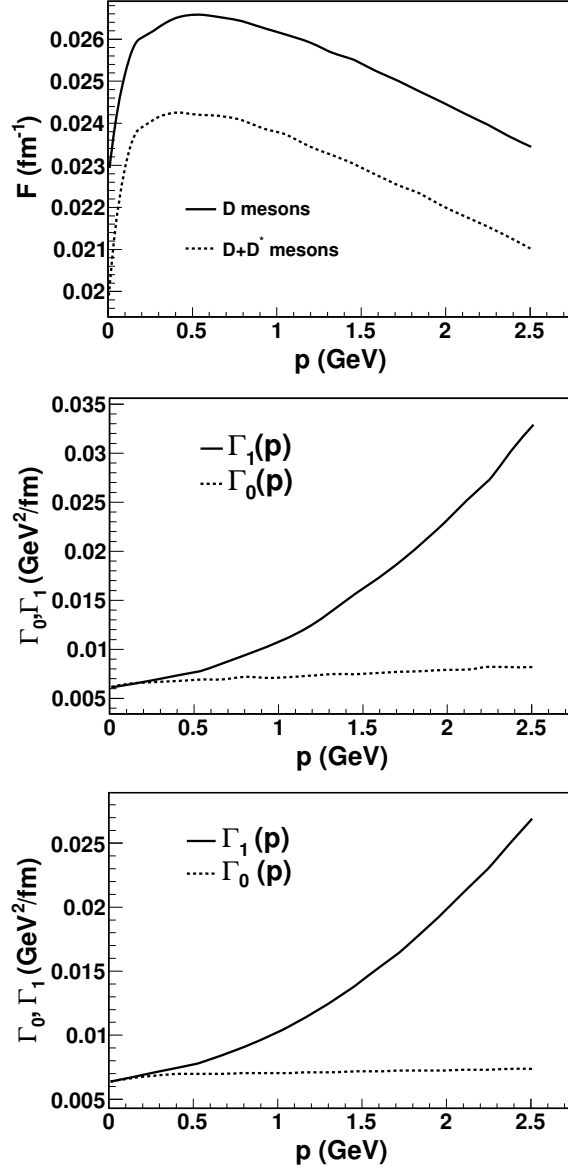


Figure 8.9: We show the three coefficients in the Fokker-Planck equation as a function of charm-quark momentum, at a reference temperature of 150 MeV in the pion gas. The low-energy constants in the $D\pi \rightarrow D\pi$ amplitude are fixed to $h_1 = -0.45$, $g = 1177$ MeV, and h_3 and h_5 fit to describe the mass and width of the D_0 resonance. Top: F including and not including the possible propagation of the c quark as a D^* meson. Middle: Γ_0 and Γ_1 including D -like propagation alone. Bottom: Γ_0 and Γ_1 including also propagation as a D^* meson.

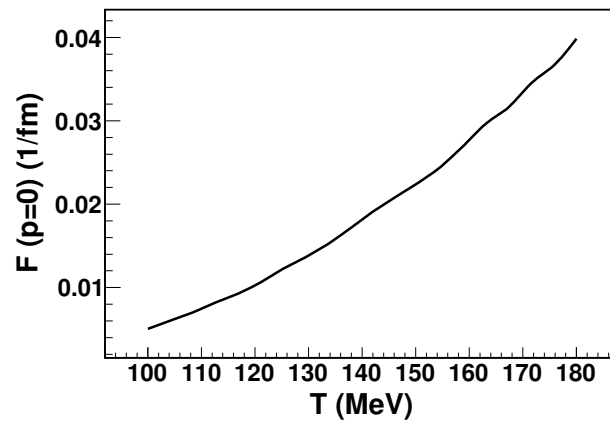


Figure 8.10: Momentum-space drag coefficient as function of temperature for a stopped charm quark in the hadron gas. We obtain the coefficient by employing the Einstein relation taking the limit of $p \rightarrow 0$.

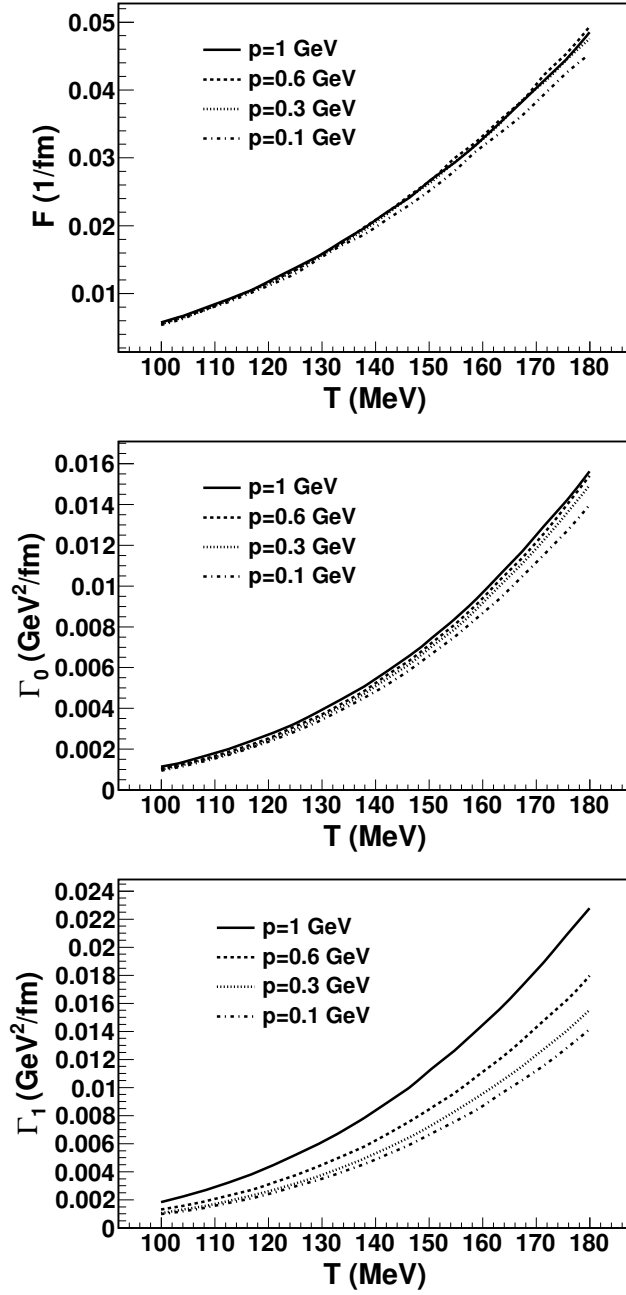


Figure 8.11: Momentum-space drag and diffusion coefficients as function of temperature for a slow charm quark with momentum $p = 1$ GeV, 0.6 GeV, 0.3 GeV and 0.1 GeV. Note that the intensity of the drag force is roughly proportional to the temperature.

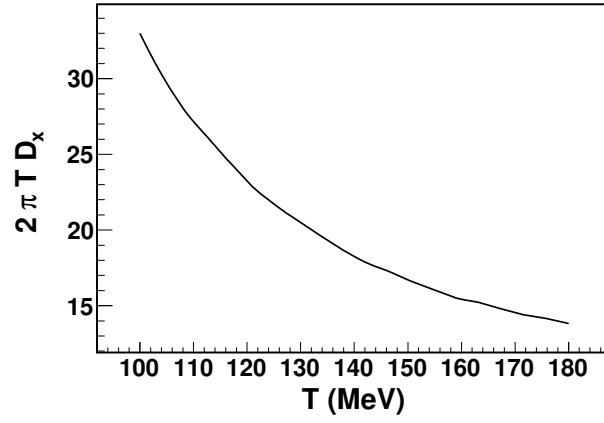


Figure 8.12: Spatial diffusion coefficient as a function of temperature.

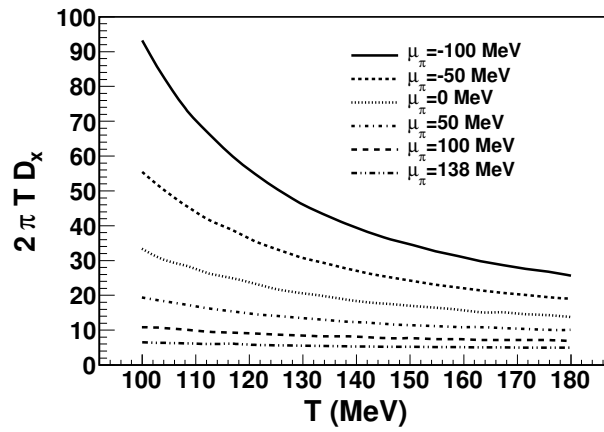


Figure 8.13: Same as in Fig. 8.12 but as a function of the chemical potential

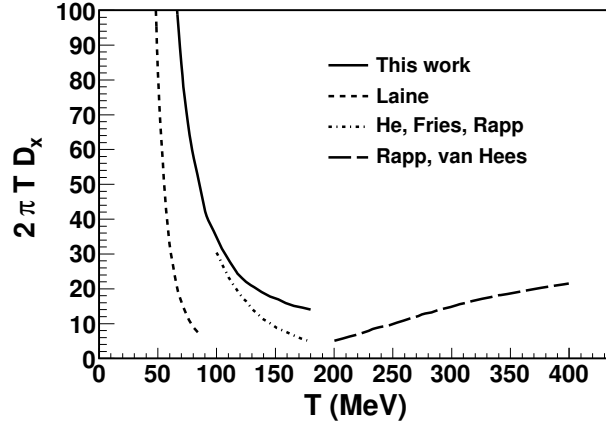


Figure 8.14: Comparison of our result for the diffusion coefficient at zero chemical potential with other estimates. The different results are explained in the text.

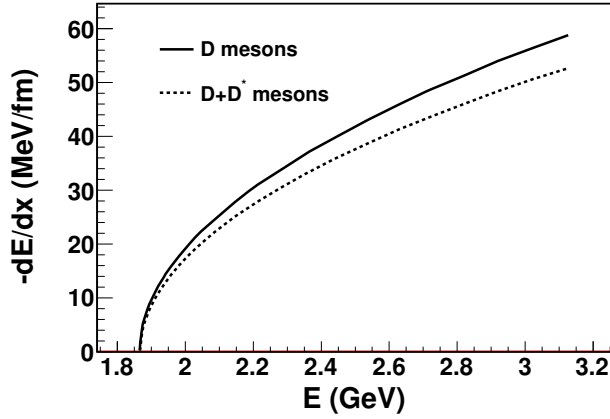


Figure 8.15: Loss of energy of a charmed meson as function of the energy in a pion gas at a fixed temperature of 150 MeV, assuming it can travel as a D or a D^* meson during the few Fermi of the gas's lifetime.

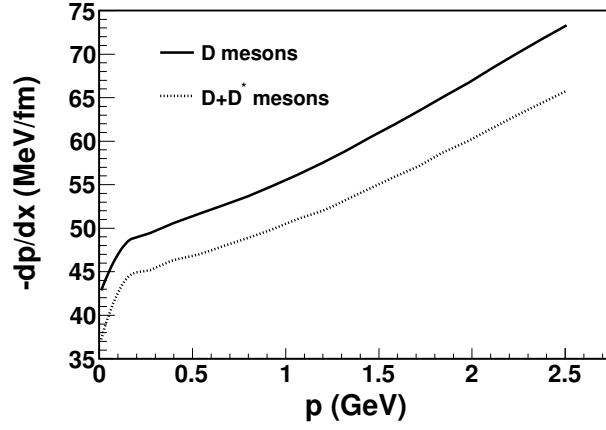


Figure 8.16: Loss of momentum per unit length as function of momentum of a charmed meson in a pion gas, same as in Fig. 8.15.

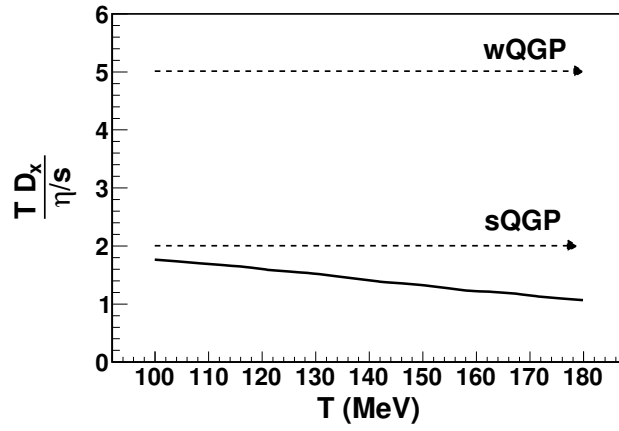


Figure 8.17: A dimensionless ratio with the viscosity over entropy density, proposed in Ref. [vHGR06]. The top dashed line corresponds to a “weakly coupled” quark-gluon plasma, the bottom line to a “strongly coupled” quark-gluon plasma. The solid line at the bottom, for charm propagating in our pion gas, is more suggestive of the second than of the first.

Chapter 9

Linear Sigma Model and Phase Transitions

In Chapter 3 we have commented about the experimental minimum of η/s observed at the phase transition for some fluids. We have supported this fact by explicitly calculating this coefficient for the atomic Argon. The purpose of this chapter is to gain more insight about this hypothesis by calculating explicitly this coefficient in a system that possesses a phase transition. However, the deconfinement phase transition of QCD occurring at a critical temperature¹ is not accesible only by chiral perturbation theory nor by perturbative QCD alone. For this reason we have chosen an alternative model for which a full description of the different thermodynamical phases from the same partition function is possible. The linear sigma model (L σ M) provides a simple model to perform such calculation. Moreover, we will work in the large- N limit in order to simplify the computation of the effective potential and the scattering amplitude.

9.1 L σ M Lagrangian and effective potential at finite temperature

The bare Euclidean Lagrangian of the L σ M reads

$$\mathcal{L}[\Phi_i, \partial_\mu \Phi_i] = \frac{1}{2} \partial_\mu \Phi^T \partial^\mu \Phi - \bar{\mu}^2 \Phi^T \Phi + \frac{\lambda}{N} (\Phi^T \Phi)^2 - \epsilon \Phi_{N+1} , \quad (9.1)$$

where the multiplet Φ_i contains $N+1$ scalar fields. The parameter λ is positive in order to have a potential bounded from below and we consider $\bar{\mu}^2$ to be positive in order to provide a spontaneous symmetry breaking (SSB). The SSB pattern reads (when $\epsilon = 0$) $SO(N+1) \rightarrow SO(N)$. The factor $\epsilon = m_\pi^2 f_\pi$ is responsible for the physical pion mass and when considered, it produces an explicitly breaking of the $SO(N+1)$ symmetry. We will denote the first N components of the multiplet as the “pions” and the last

¹We will speak about critical temperature both in the case of a critical point, a first order phase transition or a crossover and call it T_c . However one should understand that T_c actually corresponds to the critical temperature or to an approximate crossover temperature depending on the case.

component as the σ :

$$\Phi_i = (\pi_a, \sigma) , \quad (9.2)$$

with $i = 1, \dots, N+1$, and $a = 1, \dots, N$.

Let us briefly review the dynamics of the model at $T = 0$. In this case as $\bar{\mu}^2 > 0$ the potential possesses a non-zero vacuum expectation value (VEV) and one expects a SSB. We choose the VEV to be in the $N+1$ direction, i.e in the σ direction and call it f_π .

$$\langle \Phi^T \Phi \rangle = \langle \sigma^2(T=0) \rangle = f_\pi^2 = NF^2 . \quad (9.3)$$

This VEV satisfies the equation

$$-2\bar{\mu}^2 f_\pi + \frac{4\lambda}{N} f_\pi^3 - \epsilon = 0 . \quad (9.4)$$

The solution to this equation is obtained for small explicit breaking term:

$$f_\pi = \sqrt{\frac{N\bar{\mu}^2}{2\lambda}} + \frac{\epsilon}{4\bar{\mu}^2} = f_\pi(\epsilon=0) + \frac{\epsilon}{4\bar{\mu}^2} = f_\pi(\epsilon=0) + \frac{N\epsilon}{8\lambda f_\pi^2(\epsilon=0)} . \quad (9.5)$$

In our notation we will call $f_\pi(\epsilon=0)$ and $f_\pi = \sqrt{N}F$ to the VEV value of the σ at $T = 0$ for the case without and with explicit symmetry breaking term, respectively. In what follows, the VEV will be denoted as $v(T)$ for arbitrary temperature, in such a way that $f_\pi = v(T=0)$. Moreover, recall that the N -dependence of the parameters of the model reads:

$$\lambda \sim \mathcal{O}(1), \quad \bar{\mu}^2 \sim \mathcal{O}(1), \quad F^2 \sim \mathcal{O}(1), \quad f_\pi^2 \sim \mathcal{O}(N), \quad \epsilon \sim \mathcal{O}(\sqrt{N}) . \quad (9.6)$$

9.1.1 Spontaneous symmetry breaking at $T = 0$

For simplicity, we start with the $T = 0$ case, where the dynamics are governed by the broken phase. The VEV f_π is chosen to be in the σ direction. In this case, the VEV for the pions is zero. Recall that when finding the minimum of the potential we have assumed that the field configuration that minimizes the action is homogeneous. This is a strong assumption but we will maintain it for simplicity.

The degrees of freedom are the quantum fluctuations around the VEV. In the case of the pions, these fluctuations correspond to the Goldstone bosons if $\epsilon = 0$ or to the pseudo-Goldstone bosons if $\epsilon \neq 0$. They are the radial modes and they are massless because the potential is “flat” around them (the second derivative of the potential vanishes). We will maintain the notation π for these Goldstone modes.

$$\langle \pi^a \rangle = 0 . \quad (9.7)$$

Along the σ direction, the VEV is $\langle \sigma^2(T=0) \rangle = f_\pi^2 = NF^2$, and quantum fluctuations around this value will be denoted by $\tilde{\sigma}$ and correspond to the Higgs, the massive or longitudinal mode, because the potential has curvature around the VEV. So that

$$\sigma = f_\pi + \tilde{\sigma} \rightarrow \langle \sigma \rangle = f_\pi . \quad (9.8)$$

This description is the appropriate one for a saddle point treatment. We will consider that the most important contribution to the quantum partition function is the classical minimum configuration and the next contribution comes from the quantum fluctuations (Goldstone bosons and Higgs).

Because at $T = 0$ there exists SSB we will rewrite the Lagrangian (9.1) in terms of the variables π , f_π and $\tilde{\sigma}$ just substituting (9.8) in the original Lagrangian:

$$\begin{aligned} \mathcal{L} = & \frac{1}{2} \partial_\mu \pi^a \partial^\mu \pi^a + \frac{1}{2} \partial_\mu \tilde{\sigma} \partial^\mu \tilde{\sigma} - \bar{\mu}^2 \pi^a \pi^a - \bar{\mu}^2 \tilde{\sigma}^2 \\ & + \frac{\lambda}{N} [2f_\pi^2 (\pi^a \pi^a + 3\tilde{\sigma}^2) + (\pi^a \pi^a)^2 + 2\pi^a \pi^a \tilde{\sigma}^2 + \tilde{\sigma}^4 + 4f_\pi \tilde{\sigma}^3 + 4\pi^a \pi^a f_\pi \tilde{\sigma}] \\ & + \left(-\epsilon + \frac{4\lambda}{N} f_\pi^3 - 2\bar{\mu}^2 f_\pi \right) \tilde{\sigma} + \frac{1}{2} \partial_\mu f_\pi \partial^\mu f_\pi - \bar{\mu}^2 f_\pi^2 + \frac{\lambda}{N} f_\pi^4 - \epsilon f_\pi \end{aligned} \quad (9.9)$$

Note that the tadpole term vanishes by construction because the term between parenthesis satisfies Eq. (9.4). We are interested in the expression of an effective potential for the variable f_π , where the fluctuations are integrated out. From such an effective potential one can obtain the vacuum expectation value just imposing $\frac{dV_{eff}}{df_\pi} = 0$. Before doing so, we can read the value of the Higgs mass from the obtained Lagrangian

$$M_{\tilde{\sigma}}^2 = -2\bar{\mu}^2 + \frac{12\lambda}{N} f_\pi^2 , \quad (9.10)$$

that at $T = 0$ and at tree level it is

$$M_{\tilde{\sigma}}^2 = 4\bar{\mu}^2 + \frac{\epsilon}{f_\pi} = \frac{8\lambda f_\pi^2}{N} + \frac{\epsilon}{f_\pi} = \frac{8\lambda f_\pi^2(\epsilon=0)}{N} + 3\frac{\epsilon}{f_\pi} \quad (9.11)$$

The mass of the pions reads

$$m_\pi^2 = -2\bar{\mu}^2 + \frac{4\lambda}{N} f_\pi^2 , \quad (9.12)$$

that as expected it only depends of the explicit symmetry breaking term

$$m_\pi^2 = \frac{\epsilon}{f_\pi} , \quad (9.13)$$

and vanishes at $\epsilon = 0$.

In the opposite way, one can choose the value of the bare parameters $\bar{\mu}^2$ and λ in such a way that they reproduce the physical pion and Higgs masses and f_π :

$$\bar{\mu}^2 = \frac{M_{\tilde{\sigma}}^2 - 3m_\pi^2}{4} , \quad (9.14)$$

$$\lambda = \frac{N}{8f_\pi^2} (M_{\tilde{\sigma}}^2 - m_\pi^2) . \quad (9.15)$$

The last expression can be expressed in terms of the VEV with $\epsilon = 0$:

$$\lambda = \frac{N}{8f_\pi^2(\epsilon = 0)} \frac{M_\sigma^2 - m_\pi^2}{\alpha^2}, \quad (9.16)$$

where α is a multiplicative constant relating f_π and $f_\pi(\epsilon = 0)$

$$f_\pi = \alpha f_\pi(\epsilon = 0), \quad (9.17)$$

that explicitly reads

$$\alpha = \frac{M_\sigma^2 - 3m_\pi^2}{M_\sigma^2 - 4m_\pi^2}. \quad (9.18)$$

Finally, the tree level propagators for the Goldstone bosons and the Higgs:

$$D_\pi^{-1} = k^2 - 2\bar{\mu}^2 + \frac{4\lambda}{N} f_\pi^2, \quad (9.19)$$

$$D_\sigma^{-1} = k^2 - 2\bar{\mu}^2 + \frac{12\lambda}{N} f_\pi^2. \quad (9.20)$$

The first method to obtain the effective potential for f_π is the standard calculation described in textbooks. In this case, one neglects the fluctuations of the Higgs and performs a mean field approximation for it $\sigma \equiv f_\pi$. Then, expanding the quantum fluctuations of the Goldstone bosons, one only considers the quadratic terms as being the first correction in the action. The integration of these fluctuations is straightforward as it is performed by a simple Gaussian integral. The cubic and quartic terms are neglected as they are not so easily integrable in the partition function. The fluctuations of the Higgs can be neglected at $T = 0$ but around the critical temperature this is a hard assumption, because the fluctuations of the Higgs are rather relevant. One could even perform the complete Gaussian integration for both the Higgs and the Goldstone boson fluctuations. This would correspond to a complete 1-loop calculation of the effective potential.

However, as we want to take the large- N limit, we feel that we can go one step further and perform the quartic integration of the fluctuations. This is done by using the auxiliary field method. The calculation gets more complicated but the introduction of the auxiliary field allows for a systematic counting of N factors and gives simplification in the large- N limit.

All these perturbative approaches perform the 1-loop integration of the fluctuations regardless of its wavelenght. All the frequency modes of the fields are treated at the same footing and this unorganized integration produces two undesirable features in the effective potential. First, an imaginary part of the effective potential appears. This imaginary part has been given the interpretation of a decay rate per unit volume of the unstable vacuum state by Weinberg and Wu in [WW87].

The second characteristic is the non-convexity of the quantum effective potential, but the effective potential (defined through a Legendre transformation) should be always convex. This non-convexity problem and the imaginary part appear as long as a perturbative method is used to calculate the effective potential [vK08].

A solution to these features can be to use a non-perturbative method to generate the effective potential. For example, the Functional Renormalization Group (FRG) generates the effective potential in such a way that an organized integration of the fluctuations is performed. Following the ideas of the renormalization group, only the low wavelength components of the quantum fluctuations are integrated-out at each step. The UV components are then integrated infinitesimally step by step and the final effective potential (defined in the infrared scale) does not acquire an imaginary part and it remains convex at every scale (at the IR point, the Maxwell construction can be dynamically generated through renormalization flow) [ABP99].

In spite of these issues, we believe that it is not necessary to perform a more sophisticated method to obtain the effective potential. The only relevant result for us is the localization of the minimum of the effective potential, which eventually gives us the position of the critical temperature, and this minimum is always outside of the non-convex region. In any case, the possible presence of an imaginary part (whose domain in fact coincides with the domain of the non-convex part of the potential) is not even relevant for us.

9.1.2 Auxiliary field method

We start considering the partition function:

$$\mathcal{Z} = \int \mathcal{D}\pi^a \mathcal{D}\sigma \exp\left(-\int d^4x \mathcal{L}\right), \quad (9.21)$$

with the Lagrangian in Eq. (9.1). We introduce an auxiliary field χ to make the integral Gaussian.

$$\chi \equiv 2\sqrt{2}\frac{\lambda}{N}\Phi^T\Phi. \quad (9.22)$$

The quartic coupling is therefore substituted by

$$\exp\left(\int d^4x \frac{\lambda}{N}\Phi^4\right) = \int \mathcal{D}\chi \exp\left[-\frac{1}{2}\int d^4x \left(\frac{N}{4\lambda}\chi^2 - \sqrt{2}\chi\Phi^2\right)\right] \quad (9.23)$$

up to a overall constant. Note that this auxiliary field has introduced a mass term and a coupling with Φ^2 in the Lagrangian. However, there is no kinetic term for it. That means that χ possesses no true dynamics.

The partition function transforms to

$$\begin{aligned} \mathcal{Z} = \int \mathcal{D}\pi^a \mathcal{D}\sigma \mathcal{D}\chi \exp\left(-\int d^4x \left[\frac{1}{2}\partial_\mu \pi^a \partial^\mu \pi^a + \frac{1}{2}\partial_\mu \sigma \partial^\mu \sigma - \bar{\mu}^2 \pi^a \pi^a - \bar{\mu}^2 \sigma^2 \right. \right. \\ \left. \left. - \frac{1}{2}\frac{N}{4\lambda}\chi^2 + \frac{1}{2}\sqrt{2}\chi\pi^a \pi^a + \frac{1}{2}\sqrt{2}\chi\sigma^2 - \epsilon\sigma \right] \right). \end{aligned} \quad (9.24)$$

The action in terms of the π^a , σ and χ fields reads

$$S = \int d^4x \left[\frac{1}{2}\pi^a \left(-\square_E - 2\bar{\mu}^2 + \sqrt{2}\chi\right) \pi^a + \frac{1}{2}\sigma \left(-\square_E - 2\bar{\mu}^2 + \sqrt{2}\chi\right) \sigma - \frac{1}{2}\frac{N}{4\lambda}\chi^2 - \epsilon\sigma \right] \quad (9.25)$$

Note that before identifying the pion propagator one must get rid of the unphysical σ tadpole. We have already seen that this term vanishes at $T = 0$. Now, to see the cancelation of the tadpole we perform a shift of the σ field $\sigma = v + \tilde{\sigma}$. This separation produces an additional shift of the auxiliary field:

$$\chi = 2\sqrt{2}\frac{\lambda}{N}v^2 + \tilde{\chi} . \quad (9.26)$$

Inserting the two transformations and using Eq. (9.4) we see that the tadpole for $\tilde{\sigma}$ disappears:

$$\begin{aligned} S[\pi^a, v, \tilde{\sigma}, \tilde{\chi}] = \int d^4x \frac{1}{2} \pi^a (-\square_E + G_\pi^{-1}[0, \chi]) \pi^a + \frac{1}{2} \tilde{\sigma} (-\square_E + G_\pi^{-1}[0, \chi]) \tilde{\sigma} \\ - \bar{\mu}^2 v^2 + \frac{1}{2} \sqrt{2} \tilde{\chi} v^2 + 2 \frac{\lambda}{N} v^4 - \epsilon v - \frac{1}{2} \frac{N}{4\lambda} \tilde{\chi}^2 + \sqrt{2} \tilde{\chi} v \tilde{\sigma} , \end{aligned} \quad (9.27)$$

where we have introduced for conveniency the following function:

$$G_\pi^{-1}[q, \chi] \equiv q^2 - 2\bar{\mu}^2 + \sqrt{2}\chi = q^2 - 2\bar{\mu}^2 + \frac{4\lambda}{N} \Phi^2 . \quad (9.28)$$

In the action (9.27) has appeared a mass mixing term between $\tilde{\chi}$ and $\tilde{\sigma}$. To avoid such a term we make an extra shift to the field $\tilde{\chi}$, namely

$$\tilde{\chi} = \chi + 4\sqrt{2}\frac{\lambda}{N}v\tilde{\sigma} . \quad (9.29)$$

The action in Eq. (9.27) transforms to

$$\begin{aligned} S[\pi^a, v, \tilde{\sigma}, G_\pi^{-1}[0, \chi]] = \int d^4x \frac{1}{2} \pi^a (-\square_E + G_\pi^{-1}[0, \chi]) \pi^a + \frac{1}{2} \tilde{\sigma} (-\square_E + G_\pi^{-1}[0, \chi]) \tilde{\sigma} \\ + 8 \frac{\lambda}{N} v^2 \tilde{\sigma} - \bar{\mu}^2 v^2 + \frac{\lambda}{N} v^4 - \epsilon v - \frac{N}{8\lambda} \chi^2 . \end{aligned} \quad (9.30)$$

The function G_π^{-1} is nothing but the inverse of the pion propagator in the Fourier space. The inverse propagator of the $\tilde{\sigma}$ field is

$$G_{\tilde{\sigma}}^{-1}[q, \chi] = G_\pi^{-1}[q, \chi] + 8 \frac{\lambda}{N} v^2 . \quad (9.31)$$

9.2 Effective potential at $T \neq 0$

Now we proceed to integrate the fluctuations out of the action in order to generate the effective potential for the field v . The integration of the pions is done in the standard way

$$\begin{aligned} \int \mathcal{D}\pi^a \exp \left(- \int d^4x \frac{1}{2} \pi^a [-\square_E + G_\pi^{-1}[0, \chi]] \pi^a \right) \rightarrow \\ \int d^4x \exp \left(- \frac{N}{2} \int \frac{d^3q}{(2\pi)^3} \log G_\pi^{-1}[q, \chi] \right) . \end{aligned} \quad (9.32)$$

The integration of the Higgs is performed in the same way but taking $N = 1$. The effective potential (density) reads

$$V_{eff} = -\bar{\mu}^2 v^2 + \frac{\lambda}{N} v^4 - \epsilon v - \frac{N}{8\lambda} \chi^2 + \frac{N}{2} \oint_{\beta} \log G_{\pi}^{-1}[q, \chi] + \frac{1}{2} \oint_{\beta} \log G_{\tilde{\sigma}}^{-1}[q, \chi] , \quad (9.33)$$

with

$$\oint_{\beta} = T \sum_{n \in \mathbb{Z}} \int \frac{d^3 q}{(2\pi)^3} . \quad (9.34)$$

Note the N -counting of the terms of the effective potential. Following (9.6) one finds that all the terms behave as $\mathcal{O}(N)$ except the last one. So, in the large- N limit the contribution of the Higgs to the effective potential is suppressed by one power of N with respect to the contribution of the pions. We neglect that term in what follows. The effective action reads:

$$V_{eff}[v, G_{\pi}^{-1}] = -\bar{\mu}^2 v^2 + \frac{\lambda}{N} v^4 - \epsilon v - \frac{N}{8\lambda} \chi^2 + \frac{N}{2} \oint_{\beta} \log G_{\pi}^{-1}[q, \chi] . \quad (9.35)$$

Finally, we will write the redundant χ field in terms of $G_{\pi}^{-1}[0, \chi]$:

$$V_{eff}[v, G_{\pi}^{-1}] = \frac{1}{2} \left(v^2 - N \frac{F^2}{\alpha^2} \right) G_{\pi}^{-1}[0, \chi] - \frac{N}{16\lambda} (G_{\pi}^{-1}[0, \chi])^2 - \epsilon v + \frac{N}{2} \oint_{\beta} \log G_{\pi}^{-1}[q, \chi] , \quad (9.36)$$

where we have dropped an v -independent term from the potential. The last term needs to be regulated because it contains a divergence. Therefore, the Higgs mass and the coupling need to be renormalized.

Doing the integration in the last term one gets

$$\frac{N}{2} \oint_{\beta} \log G_{\pi}^{-1}[q, \chi] = \frac{N}{2} \left[\frac{G_{\pi}^{-1}[0, \chi]}{2} I_{G_{\pi}^{-1}} - \frac{(G_{\pi}^{-1}[0, \chi])^2}{4(4\pi)^2} - g_0(T, G_{\pi}^{-1}[0, \chi]) \right] \quad (9.37)$$

where

$$I_{G_{\pi}^{-1}} = -\frac{G_{\pi}^{-1}[0, \chi]}{(4\pi)^2} \left[N_{\epsilon} + 1 - \log \frac{\mu^2}{G_{\pi}^{-1}[0, \chi]} \right] \quad (9.38)$$

with

$$N_{\epsilon} = \frac{2}{\epsilon} + \log 4\pi - \gamma_E . \quad (9.39)$$

The function $g_0(T, M^2)$ is the following finite integral

$$g_0(T, M^2) = \frac{T^4}{3\pi^2} \int_y^{\infty} dx (x^2 - y^2)^{3/2} \frac{1}{e^x - 1} , \quad (9.40)$$

with $y = M/T$. The derivative of this function with respect to M^2 defines the function $g_1(T, M)$:

$$g_1 = -\frac{dg_0}{dM^2}, \quad (9.41)$$

that in terms of an integral reads

$$g_1(T, M^2) = \frac{T^2}{2\pi^2} \int_y^\infty dx \frac{\sqrt{x^2 - y^2}}{e^x - 1}. \quad (9.42)$$

In the limit $y \rightarrow 0$ the two functions take the analytic results:

$$g_0(T, 0) = \frac{T^4}{3\pi^2} \Gamma(4) \zeta(4) = \frac{\pi^2 T^4}{45}, \quad (9.43)$$

$$g_1(T, 0) = \frac{T^2}{2\pi^2} \Gamma(2) \zeta(2) = \frac{T^2}{12}. \quad (9.44)$$

We have used the dimensional regularization scheme. We are going to define the renormalized coupling as

$$\frac{1}{\lambda_R} \equiv \frac{1}{\lambda} + \frac{1}{4\pi^2} \left(1 - \log \frac{\mu^2}{G_\pi^{-1}[0, \chi]} - \frac{(4\pi)^2}{G_\pi^{-1}[0, \chi]} I_{G_\pi^{-1}} \right) = \frac{1}{\lambda} + \frac{1}{2\pi^2} \left(1 + \frac{N_\epsilon}{2} - \log \frac{\mu^2}{G_\pi^{-1}[0, \chi]} \right). \quad (9.45)$$

The renormalization works by taking the following two terms of the potential:

$$\begin{aligned} & -\frac{N}{16\lambda} (G_\pi^{-1}[0, \chi])^2 + \frac{N}{2} \oint_\beta \log G_\pi^{-1}[q, \chi] = \\ & = -\frac{N}{16} (G_\pi^{-1}[0, \chi])^2 \left[\frac{1}{\lambda_R} - \frac{1}{4\pi^2} \log \left(\frac{\sqrt{e} G_\pi^{-1}[0, \chi]}{\mu^2} \right) \right] - \frac{N}{2} g_0(T, G_\pi^{-1}[0, \chi]), \end{aligned} \quad (9.46)$$

where now all the terms are finite. The renormalized effective potential finally reads:

$$\begin{aligned} V_{eff}(v, G_\pi^{-1}[0, \chi]) &= \frac{1}{2} (v^2 - N \frac{F^2}{\alpha^2}) G_\pi^{-1}[0, \chi] - \epsilon v - \frac{N}{2} g_0(T, G_\pi^{-1}[0, \chi]) \\ &\quad - \frac{N}{16} (G_\pi^{-1}[0, \chi])^2 \left[\frac{1}{\lambda_R} - \frac{1}{4\pi^2} \log \left(\frac{\sqrt{e} G_\pi^{-1}[0, \chi]}{\mu^2} \right) \right]. \end{aligned} \quad (9.47)$$

One can see that by construction the effective potential does not depend on the renormalization scale:

$$\frac{dV_{eff}}{d\mu} = 0. \quad (9.48)$$

To obtain the value of $G_\pi^{-1}[0, \chi]$ at the minimum of the potential, we simply do:

$$\left. \frac{dV_{eff}}{dG_\pi^{-1}[0, \chi]} \right|_{G_\pi^{-1}[0, \chi] = G_{\pi,0}^{-1}[0, \chi]} = 0 \quad (9.49)$$

that explicitly reads

$$\frac{1}{2} \left(v^2 - N \frac{F^2}{\alpha^2} \right) - \frac{N}{8} G_{\pi,0}^{-1}[0, \chi] \left(\frac{1}{\lambda_R} - \frac{1}{4\pi^2} \log \frac{e G_{\pi,0}^{-1}[0, \chi]}{\mu^2} \right) + \frac{N}{2} g_1(T, G_{\pi,0}^{-1}[0, \chi]) = 0 . \quad (9.50)$$

The solution $G_{\pi,0}^{-1}[0, \chi]$ to this equation is introduced into the expression of the effective potential to obtain a v -dependent potential:

$$V_{eff}(v) = V_{eff}(v, G_{\pi,0}^{-1}[0, \chi](v)) \quad (9.51)$$

The extremum of the effective potential gives the value of v_0 , that is the order parameter (dependent on the temperature):

$$\left. \frac{dV_{eff}}{dv} \right|_{v=v_0} = 0 . \quad (9.52)$$

This equations explicitly reads

$$v_0 G_{\pi,0}^{-1} = \epsilon . \quad (9.53)$$

The mass of the pion can be extracted as

$$m_\pi^2 = G_{\pi,0}^{-1}[0, \chi] \quad (9.54)$$

and the Higgs mass as

$$M_R^2 = G_{\pi,0}^{-1}[0, \chi] + 8 \frac{\lambda}{N} v_0^2 . \quad (9.55)$$

The following results can be obtained when there is no explicit symmetry breaking $\epsilon = 0$. In the broken phase (low temperatures) the order parameter is known to be different from zero $v_0 \neq 0$, from Eq. (9.53) one has the solution $G_{\pi,0}^{-1}[0, \chi] = 0$ that means that the pion mass is vanishing in the broken phase. This is nothing but the Goldstone Theorem.

Substituting $G_{\pi,0}^{-1}[0, \chi]$ in (9.50) one arrives at ($\alpha = 1$)

$$v^2(T) = N F^2 \left(1 - \frac{T^2}{12 F^2} \right) , \quad (9.56)$$

where we have used the result (9.44).

So that the critical temperature (at which the order parameter $v(T)$ vanishes) is

$$T_c = \sqrt{12} F = \sqrt{\frac{12}{N}} f_\pi . \quad (9.57)$$

Finally, the Higgs mass

$$M_R^2(\mu) = 8 \frac{\lambda_R(\mu)}{N} v^2(T) \quad (9.58)$$

follows the behaviour of v such as at the critical temperature the Higgs becomes massless.

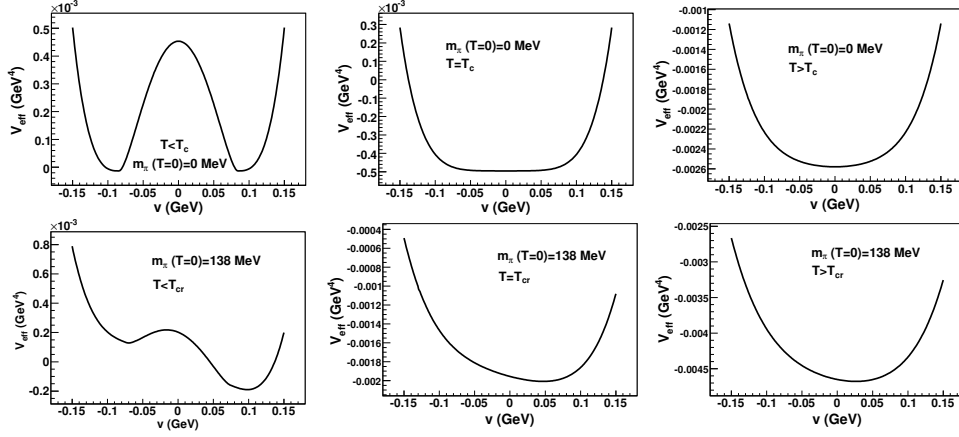


Figure 9.1: Effective potential at different temperatures for the case $\epsilon = 0$ (upper panels) and $\epsilon \neq 0$ (lower panels).

In the symmetric phase (high temperatures) v is expected to be zero and $G_{\pi,0}^{-1}[0, \chi] \neq 0$ is a nontrivial function of the temperature. The thermal masses for the pion and for the Higgs are now degenerate:

$$m_\pi^2 = M_R^2 = G_{\pi,0}^{-1}[0, \chi] . \quad (9.59)$$

Turning to the numerical computation, we obtain the following results. First, we show the shape of the effective potential as a function of v in Fig. 9.1. The upper panels show the case in which there is no explicit symmetry breaking ($m_\pi(T=0) = 0$ MeV). From left to right, the panels show the effective potential at a temperature below the critical one, the potential at T_c , and above the critical temperature. In the lower panels we have used an explicitly symmetry-breaking pion mass at zero temperature of $m_\pi = 138$ MeV. From left, to right, the panels show V_{eff} for temperatures below T_c , at T_c and above T_c . Note that the absolute minimum of the effective potential gives the value of the VEV.

For the case $\epsilon = 0$ there is no explicit symmetry breaking term, so we expect to have a second order phase transition defined by the critical temperature (9.57). We use a vanishing pion mass at $T = 0$ (with $N = 3$), a Higgs mass of $M_R = 500$ MeV and a value of $v(T=0) = 93$ MeV. We obtain the results appearing in Fig. 9.2. In the left panel we show in blue line the behaviour of $v(T)$ that follows the analytic solution in Eq. (9.56). The numerical critical temperature coincides with the theoretical value of $T_c = 2f_\pi \simeq 200$ MeV. In red line we show the susceptibility, defined as the T -derivative of the order parameter. Its peak shows the position of the critical temperature. In the right panel we show the thermal masses as a function of the temperature. The mass of the pions (blue line) at $T < T_c$ must be always zero according to the Goldstone theorem (numerically it is fixed at 0.5 MeV in order to avoid computational problems). At T_c it starts growing with temperature in the symmetric phase. The mass of the Higgs

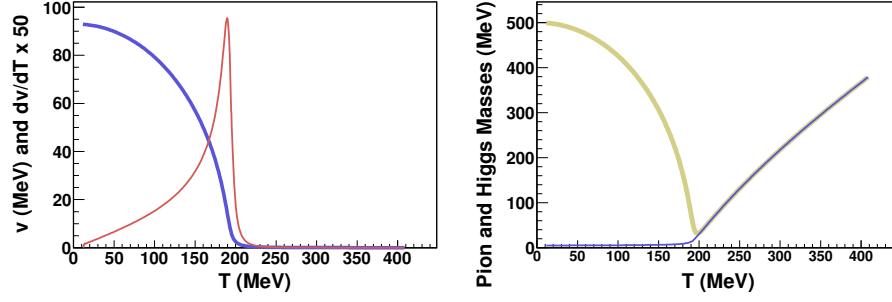


Figure 9.2: Second order phase transition: Left panel: Order parameter or vacuum expectation value of the σ (blue broader line) and its derivative (red narrower line). Right panel: Thermal mass for the pion (blue narrower line) and for the Higgs (yellow broader line).

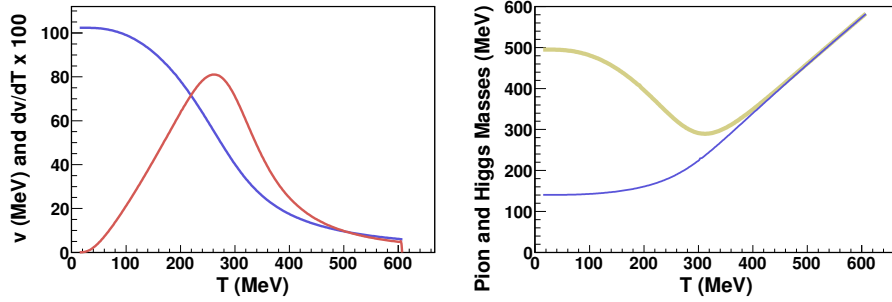


Figure 9.3: Crossover: Left panel: Order parameter or vacuum expectation value of the σ (blue broader line) and its derivative (red narrower line). Right panel: Thermal mass for the pion (blue narrower line) and for the Higgs (yellow broader line).

(yellow line) follows the same pattern as the order parameter becoming zero at T_c . For higher temperatures it increases with temperature being degenerate with the thermal pion mass.

In the $\epsilon \neq 0$ a crossover effect is expected (this is the same situation as adding an external magnetic field to a ferromagnet). We fix $m_\pi = 138$ MeV at zero temperature and same values for M_R and f_π . The results are shown in Fig. 9.3. The left panel shows the order parameter $v(T)$ that decreases with temperature and never becomes exactly zero. The crossover temperature can be defined as the position of the peak in the susceptibility that we show in red line (although other definitions of the crossover temperature can be made). In the right panel we show the pion thermal mass (blue) and the Higgs mass (yellow). They are degenerate for high temperatures.

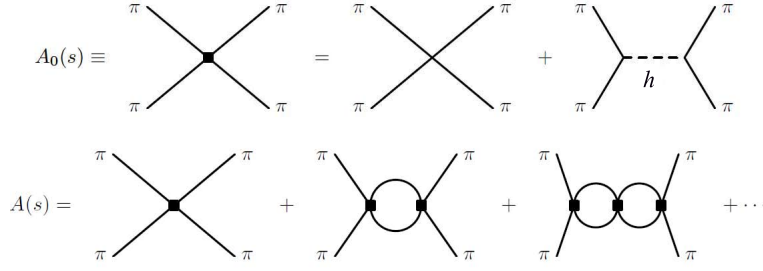


Figure 9.4: Tree-level (left) and resummed (right) amplitude for $\pi - \pi$ scattering at $\mathcal{O}(1/N)$.

9.3 Scattering amplitude

We now calculate the scattering amplitude for the elastic pion-pion dispersion needed for the computation of the shear viscosity. The pion-pion scattering amplitude at tree-level is simply

$$A_0 = \frac{s}{v^2} \frac{1}{1 - \frac{s}{M_{\tilde{\sigma}}^2}}, \quad (9.60)$$

where $v(T)$ is the VEV $M_{\tilde{\sigma}}$ is the Higgs mass. The amplitude is explicitly $\mathcal{O}(1/N)$. Although we have traded the coupling constant in terms of other variables this counting is a reminiscence of the $1/N$ behavior of the quartic coupling constant. In the large- N limit (at fixed NF^2) the s -channel iteration of the amplitude A_0 is also of order $1/N$ so one needs to resum the infinite series containing an increasing number of pion vertices and pion loops (see Fig. 9.4). The pion one-loop integral reads

$$I(s) = \frac{1}{16\pi^2} [N_\epsilon + 2 + \text{Log}(-\mu^2/s)], \quad (9.61)$$

where we have used the dimensional regulation approach. The logarithm is to be understood as complex and the divergence is retained in the N_ϵ factor. This factor is introduced in the definition of the renormalized mass of the sigma and this provides a finite value for $I(s)$ that depends on the renormalization scale μ .

The resummed amplitude reads

$$A(s, t, u) = A(s) = \frac{s}{v^2} \frac{1}{1 - \frac{s}{M_R^2(s)} + \frac{sN}{32\pi^2 v^2} \text{Log}\left(\frac{-s}{\mu^2}\right)}. \quad (9.62)$$

As $s > 0$, we choose the branch cut of the logarithm along the positive s axis. The complex logarithm reads $\text{Log}(-s) = \log(s) + i\pi$.

When the pion mass is different from zero, the previous amplitude must be slightly modified:

$$A(s) = \frac{s}{v^2} \frac{1}{1 - \frac{s}{M_R^2} - \frac{sN}{32\pi^2 v^2} \left[\rho_{\pi\pi} \log \left| \frac{\rho_{\pi\pi}-1}{\rho_{\pi\pi}+1} \right| + i\pi \rho_{\pi\pi} - \log \left(\frac{m_\pi^2}{\mu^2} \right) \right]} , \quad (9.63)$$

in order to include the two-body phase space that reads $\rho_{\pi\pi}(s) = \sqrt{1 - \frac{4m_\pi^2}{s}}$. In the limit of $m_\pi \rightarrow 0$ tends to the Eq. (9.62).

Moreover, the effect of this finite pion mass is to give more vertices that enter in the scattering amplitude, we will call these amplitude A_m . We take we expression of this amplitude from the reference [DM95]. It reads:

$$A_m(s) = -\frac{m_\pi^2}{v^2} \frac{1 + \frac{2s}{M_R^2} - \frac{sN}{16\pi^2 v^2} \log \left(\frac{m_\pi^2}{\mu^2} \right)}{\left\{ 1 - \frac{s}{M_R^2} - \frac{sN}{32\pi^2 v^2} \left[\rho_{\pi\pi} \log \left| \frac{\rho_{\pi\pi}-1}{\rho_{\pi\pi}+1} \right| + i\pi \rho_{\pi\pi} - \log \left(\frac{m_\pi^2}{\mu^2} \right) \right] \right\}^2} . \quad (9.64)$$

We now consider the partial amplitudes projected on isospin channels, the amplitude T^0 is the dominant in the large- N limit:

$$\begin{cases} T^0 = NA(s) + A(t) + A(u) = NA(s) + \mathcal{O}\left(\frac{1}{N}\right) , \\ T^1 = A(t) - A(u) = \mathcal{O}\left(\frac{1}{N}\right) , \\ T^2 = A(t) + A(u) = \mathcal{O}\left(\frac{1}{N}\right) . \end{cases} \quad (9.65)$$

In terms of the definite isospin-spin partial amplitudes defined in Eq. (B.19) the relevant low-energy amplitudes are the same as in the ChPT pion gas. The N -counting for each reads

$$\begin{cases} t^{00}(s) = \frac{NA(s)}{32\pi} + \mathcal{O}\left(\frac{1}{N}\right) , \\ t^{11}(s) = \mathcal{O}\left(\frac{1}{N}\right) , \\ t^{20}(s) = \mathcal{O}\left(\frac{1}{N}\right) . \end{cases} \quad (9.66)$$

The partial amplitude t^{00} reads in terms of the amplitudes

$$t^{00}(s) = \frac{N}{32\pi} [A(s) + A_m(s)] . \quad (9.67)$$

The total cross section for $m_\pi = 0$ with averaged initial flavors is [DLETR09b]

$$\bar{\sigma}(s) = \frac{s}{32\pi v^4} \frac{1}{\left[1 - \frac{s}{M_R^2} + \frac{sN}{32\pi^2 v^2} \log \left(\frac{s}{\mu^2} \right) \right]^2 + \left(\frac{sN}{32\pi v^2} \right)^2} . \quad (9.68)$$

This cross section is plotted in Fig. 9.5 for the cases with $m_\pi(T=0) = 0$ (second order phase transition) and $m_\pi(T=0) = 138$ MeV (crossover).

9.4 Shear viscosity over entropy density

The viscosity for a gas of pions in the LσM can be obtained by an analogous derivation of that for the ChPT gas by substituting the pion isospin degeneracy g_π by N . As

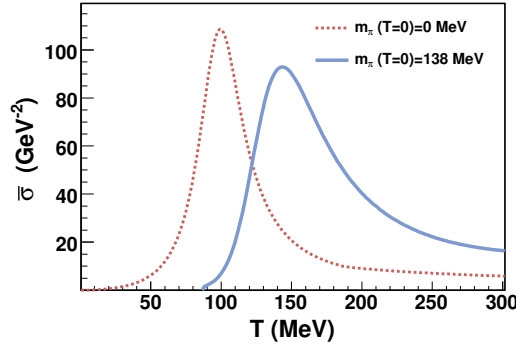


Figure 9.5: Cross section for the linear sigma model at large N .

we always keep the pion mass finite in the numerical program to avoid complications, we can use the same adimensional variables in the calculation. At first order in the expansion of the function $B(x) \simeq b_0$ the viscosity reads

$$\eta = \frac{Nm_\pi^6}{30\pi^2 T^3} \frac{K_0}{\mathcal{C}_{00}}, \quad (9.69)$$

where the pion mass m_π is now taken from Eq. (9.54), K_0 is defined in Eq. (3.19) and \mathcal{C}_{00} in Eq. (3.29). Note that as $\mathcal{C}_{00} \sim \mathcal{O}(1/N)$, then the shear viscosity is $\mathcal{O}(N^2)$. This result is expected [AR04], because the shear viscosity is naively proportional to the inverse of the coupling constant squared, and the coupling constant is suppressed by one power of N .

The result for $N = 3$, $m_\pi(T = 0) = 0$ and different Higgs masses $M_R = 0.2, 0.5, 1.2$ GeV is given in Figure 9.6. The result is similar to that appearing in our reference [DLETR09b] where we have used a slightly different parametrization for the distribution function. We have found a unique minimum of η/s for the three cases, always greater than the KSS value $1/(4\pi)$. However the position of the minimum depends on the value of M_R .

To check whether the minimum of η/s corresponds to the localization of the critical temperature one must compare the previous figure with the order parameter. We show this comparison in Figure 9.7 at different values of $F(T = 0)$. In the left panel we show the normalized value of $v(T)$ showing that the position of the critical temperature (where the order parameter takes the value zero) depends linearly on F as shown in Eq. (9.57). The same behaviour is followed by the minimum viscosity over entropy density shown in the right panel. Moreover, the exact position of this minimum is near the T_c shown in the left panel. However, the minimum is not exactly at T_c as shown in Fig. 9.7 but slightly below.

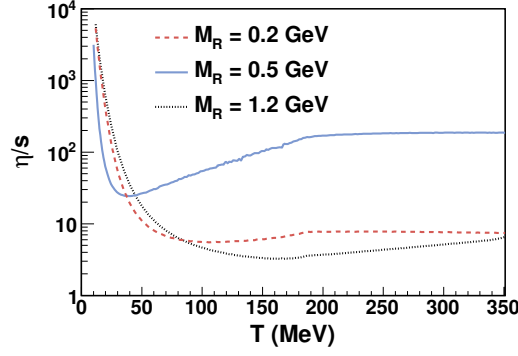


Figure 9.6: Viscosity over entropy density in the linear sigma model at large N for different values of M_R .

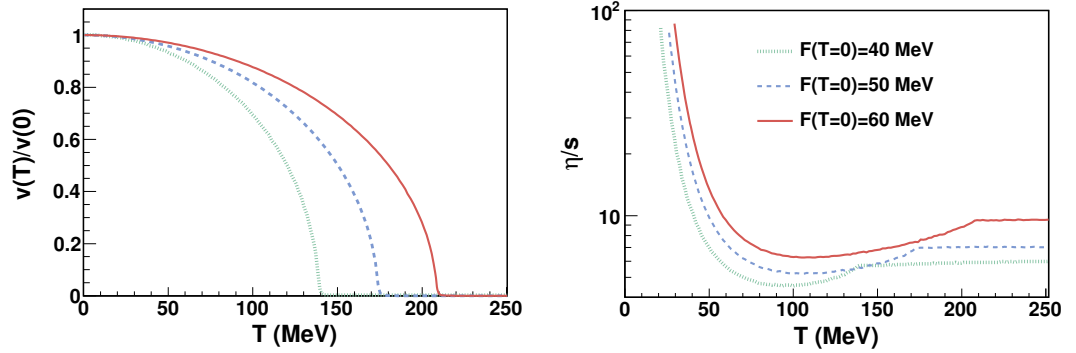


Figure 9.7: Comparison between the minimum of the viscosity over entropy density and the position of the critical temperature. The minimum is located close to it but slightly below.

9.4.1 Validity of transport equation

The second hypothesis for deriving the Boltzmann equation in Section 2.2 was that the mean free path should be much smaller than the interaction range. The mean free path depends inversely on the particle density and the cross section:

$$\lambda_{mfp} \sim \frac{1}{n\bar{\sigma}} . \quad (9.70)$$

The interaction range can be expressed in terms of the scattering lengths at low energies. More generically it is of the order of the square root of the cross section. Therefore, the condition of applicability of the BUU equation reads:

$$\frac{1}{n\bar{\sigma}} \gg \sqrt{\bar{\sigma}} \rightarrow n\bar{\sigma}^{3/2} \ll 1 . \quad (9.71)$$

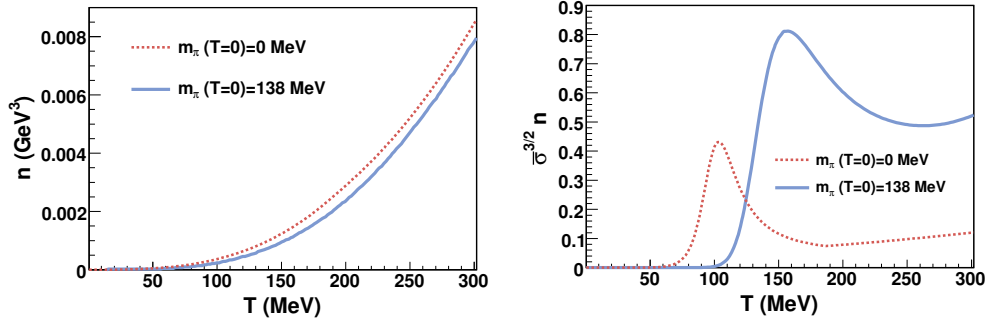


Figure 9.8: Left panel: particle number density at equilibrium for the linear sigma model with $N = 3$. Right panel: Product $\bar{\sigma}^{3/2} n$, that should be less than 1 for the applicability of the BUU equation.

In Fig. 9.8 we plot this product and see that the condition is satisfied for all temperatures. The interaction is not weak at the position of the peak of the cross section, at this point the condition (9.71) is less evident, however the value of the particle density makes the product be smaller than one. This does not happen at higher temperatures where the particle density is large and the dilute gas assumption is not valid anymore.

Chapter 10

Measurement of the Bulk Viscosity

The estimation of ζ/s by matching experimental measurements of flow coefficients and the results from hydrodynamic simulations is hard for the bulk viscosity because of the difficulty of disentangle its effect with respect to the bigger effect of the shear viscosity. Nevertheless, there have been attempts of adding the effect of non-vanishing ζ/s along these research lines [SH09, Boz11a, Boz11c]. Another novel method [TTM08] consists in extracting the bulk viscosity from the typical size of clusters close to the freeze-out, near the hadronization temperature.

Here we propose a method to extract the bulk viscosity from the particle energy-momentum correlations. The basics of this method follows a similar treatment developed by Gavin and Abdel-Aziz in [GAA06, GAA07] to estimate the shear viscosity.

10.1 Fluctuations and correlations of the stress-energy tensor

Consider a system in thermal equilibrium at temperature T . An active degree of freedom needs to maintain an energy of order kT due to the energy equipartition theorem. But this energy is dissipated according to the transport equations in the medium. Therefore, the energy is a fluctuating statistical variable according to the macrocanonical description of thermodynamics. This is the intuitive explanation of the fluctuation-dissipation theorem [CW51], as a necessity of energy equipartition. Extending this fluctuation to all of the elements of the stress-energy tensor, one can expect that the shear and the bulk viscosity could be accessed by the fluctuations of some off-diagonal elements and its trace, respectively. The stress-energy tensor is divided into an ideal and a dissipative part (A.15):

$$T_{\mu\nu} = w u_\mu u_\nu - P \eta_{\mu\nu} + \tau_{\mu\nu} , \quad (10.1)$$

where the latter is encoding the shear and bulk viscosities together with first order velocity gradients and a fluctuating term. For a fluid element at rest (A.38):

$$\tau_{ij} = -\eta \left(\partial_i u_j + \partial_j u_i - \frac{2}{3} \delta_{ij} \nabla \cdot \mathbf{u} \right) - \zeta \delta_{ij} \nabla \cdot \mathbf{u} + t_{ij} . \quad (10.2)$$

The fluctuating part of the stress-energy tensor vanishes when averaged

$$\langle t_{ij} \rangle = 0 . \quad (10.3)$$

However the two-point correlation function is related to the viscosities [LL87]:

$$\langle t_{ij}(\mathbf{r}_1, t_1) t_{kl}(\mathbf{r}_2, t_2) \rangle = 2T \delta(\mathbf{r}_1 - \mathbf{r}_2) \delta(t_1 - t_2) \left[\eta (\delta_{ik} \delta_{jl} + \delta_{il} \delta_{jk}) + \left(\zeta - \frac{2}{3} \eta \right) \delta_{ij} \delta_{kl} \right] . \quad (10.4)$$

To separate the bulk viscosity we make $j = i$ and $l = k$ and sum over i and k :

$$\langle t_{ii}(\mathbf{r}_1, t_1) t_{kk}(\mathbf{r}_2, t_2) \rangle = 18T \zeta \delta(\mathbf{r}_1 - \mathbf{r}_2) \delta(t_1 - t_2) . \quad (10.5)$$

The bulk viscosity can be extracted by measuring correlations over the fluctuation of the trace of the stress-energy tensor t_{ii} .

10.1.1 Local rest frame

Consider first a fluid element in the rest frame, ignoring relativistic corrections. Taking cylindrical coordinates (r, ϕ, z) defined in Chapter 1, the trace of the stress-energy tensor is

$$\tau_{xx} + \tau_{yy} + \tau_{zz} = \tau_{rr} + r^2 \tau_{\phi\phi} + \tau_{zz} . \quad (10.6)$$

Now, if we assume that there is cylindrical symmetry for perfectly central collisions, one expects that $\partial \mathbf{v} / \partial \phi = 0$, meaning that $\tau_{\phi\phi} = 0$.

$$\langle \tau_{ii}(\mathbf{r}_1, t_1) \tau_{kk}(\mathbf{r}_2, t_2) \rangle = \langle (\tau_{rr} + \tau_{zz})(\mathbf{r}_1, t_1) (\tau_{rr} + \tau_{zz})(\mathbf{r}_2, t_2) \rangle . \quad (10.7)$$

Finally, we are left with three independent correlations, which will lead to the necessity of full energy reconstruction.

Average equilibrium hypothesis

Consider a large number of head-on collisions of Au+Au (RHIC) or Pb+Pb (LHC). As explained in Sec. 1.3 those events with highest multiplicity are considered to be the most central ones, thus belonging to the lowest centrality class. If one has a large database of equally prepared systems, the $\langle \rangle$ average symbol is then understood as an average over all the recorded central collisions.

The fundamental hypothesis underlying the analysis is that a state of hydrodynamic equilibrium is reached after the collision. This is supported by a large body of data from the RHIC experiments and is widely assumed to be a good approximation to reality. We require, as in [GAA06, GAA07] that the average taken over all collisions coincides with the equilibrium state, i.e. the dissipative part of the stress-energy tensor averages to zero $\langle \tau_{ij} \rangle = 0$. We refer to this as the ‘‘Average Equilibrium Hypothesis’’ and this excludes systematic deviations from equilibrium that may affect all collisions, and in effect attributes deviations from equilibrium to event-by-event fluctuations.

This hypothesis is in the spirit of the Gibbs ensemble and the ergodic hypothesis, where the study of many copies of the same system at fixed time is equivalent to the study over very large times of the fluctuations of one given system.

Correlation of particle momenta

As an example, we will detail the calculation of the correlation $\langle \tau_{rr} \tau_{rr} \rangle$ in terms of the detected particle energy and momenta. The calculation of $\langle \tau_{zz} \tau_{zz} \rangle$ and the mixed correlation $\langle \tau_{rr} \tau_{zz} \rangle$ are analogously performed.

The number of particles per unit of phase space is

$$\frac{dN}{dx^3 d^3p} = \frac{dn}{d^3p} = \frac{f_p}{(2\pi)^3} , \quad (10.8)$$

where f_p is the distribution function, that is separated in an equilibrium part and an out-of-equilibrium correction $f_p = n_p + \delta f_p$. The number of particles is

$$dN = (n_p + \delta f_p) d^3x \frac{d^3p}{(2\pi)^3} . \quad (10.9)$$

Consider the following correlator

$$C_{rr} = \left\langle \sum_{\text{all } ij} \frac{(p_{ri})^2}{E_i} \frac{(p_{rj})^2}{E_j} \right\rangle . \quad (10.10)$$

The sum over i, j runs over all pairs of particles in a given collision event (including the square of the function of each particle). Note that we include both charged and neutral particles. Additionally, we assume that almost all of the detected particles are pions, in order to finally obtain the bulk viscosity of a pion gas. After constructing the sum over all particles, one takes the average over all events of the data sample. Using Eq. (10.9) we obtain

$$\begin{aligned} C_{rr} &= \int dn_1 dn_2 \left\langle \frac{(p_{r1})^2}{E_1} \frac{(p_{r2})^2}{E_2} \right\rangle = \int \frac{d^3p_1}{(2\pi)^3} \frac{d^3p_2}{(2\pi)^3} d^3x_1 d^3x_2 \left\langle \frac{(p_{r1})^2}{E_1} \frac{(p_{r2})^2}{E_2} f(1, 2) \right\rangle \\ &= \int \frac{d^3p_1}{(2\pi)^3} \frac{d^3p_2}{(2\pi)^3} d^3x_1 d^3x_2 \left\langle \frac{(p_{r1})^2}{E_1} \frac{(p_{r2})^2}{E_2} (n_{p1} + \delta f_{p1})(n_{p2} + \delta f_{p2}) \right\rangle . \end{aligned} \quad (10.11)$$

In the previous step we have factorized the two-particle distribution function $f(1, 2)$ into the product of two one-particle distribution functions.

Additionally, invoking the Average Equilibrium Hypothesis we can ignore the terms linear in δf_p since under the average symbol $\langle \delta f_p \rangle = 0$ (no systematic out-of-equilibrium effects). Finally,

$$C_{rr} = \langle N \rangle^2 \left\langle \frac{p_r^2}{E} \right\rangle^2 + \int d^3x_1 d^3x_2 \langle \tau_{rr}(\mathbf{x}_1) \tau_{rr}(\mathbf{x}_2) \rangle , \quad (10.12)$$

with N the total particle multiplicity in an individual event. We have used Eq. (A.46) in the last step.

Equation (10.12) relates the fluctuations of the stress-energy tensor to the particle momenta as measured in a detector, but includes both the stochastic force t_{ij} whose

correlator reveals the bulk viscosity and the hydrodynamic non-fluctuating part τ_{ij}^{hyd} . One can substitute directly τ_{ij} by t_{ij} in the terms linear in t_{ij} due to

$$\langle \tau_{rr}(\mathbf{x}) \rangle = \langle t_{rr}(\mathbf{x}) \rangle = \left\langle \int \frac{d^3p}{(2\pi)^3} \frac{(p_r)^2}{E} \delta f_p \right\rangle = 0 \quad (10.13)$$

under the Average Equilibrium Hypothesis. This leaves the quadratic terms $\langle \tau_{rr}^{hyd}(\mathbf{x}_1, t_1) \tau_{rr}^{hyd}(\mathbf{x}_2, t_2) \rangle$ and $\langle t_{rr}(\mathbf{x}_1, t_1) t_{rr}(\mathbf{x}_2, t_2) \rangle$.

For calculating the shear viscosity in [GAA06, GAA07] they take the correlator of the hydrodynamic part. This correlator satisfies a diffusion equation whose exponential solution decays in time with a characteristic diffusion time. From this time they read off the shear viscosity. In our case we will take the correlator of the fluctuating force t_{ij} from which one can have access to the viscosity as well. To separate the two terms we perform a time-integration over a small $\Delta\mathcal{T}$, this allows to separate the stochastic force (that is proportional to $\delta(t_1 - t_2)$) and the hydrodynamic part (that features a mild time dependence $e^{-\lambda t}$). This works as follows. A general fluctuating force, x that obeys an equation like [LL84]

$$\frac{dx}{dt} = -\lambda x + y, \quad (10.14)$$

has a time-correlation function with the shape

$$\langle x(t_1)x(t_2) \rangle = \langle x^2 \rangle e^{-\lambda|t_1-t_2|}. \quad (10.15)$$

Performing a double integration in time,

$$\int_{\Delta\mathcal{T}} dt_1 \int_{\Delta\mathcal{T}} dt_2 \langle x(t_1)x(t_2) \rangle = \langle x^2 \rangle (\Delta\mathcal{T})^2 + \mathcal{O}((\Delta\mathcal{T})^3), \quad (10.16)$$

one sees that the solution is a second order infinitesimal. However, doing the same integration over the stochastic part of the right-hand side of Eq. (10.5) (equivalent to the correlator $\langle y(t_1)y(t_2) \rangle$)

$$\int_{\Delta\mathcal{T}} dt_1 \int_{\Delta\mathcal{T}} dt_2 \delta(t_1 - t_2) = \Delta\mathcal{T} \quad (10.17)$$

we obtain that it is a first order infinitesimal. Thus, the hydrodynamic correlation is of one order lesser and it is possible to separate this correlation from the stochastic one. Under the integration one can safely exchange $\tau_{rr}(\mathbf{x}_1)\tau_{rr}(\mathbf{x}_2)$ by $t_{rr}(\mathbf{x}_1)t_{rr}(\mathbf{x}_2)$.

Finally, the expression relating the stress-energy tensor fluctuations and the experimental observable in terms of particle momenta is,

$$\begin{aligned} \int_{\Delta\mathcal{T}} dt_1 \int_{\Delta\mathcal{T}} dt_2 \int_{\Delta V} d^3x_1 \int_{\Delta V} d^3x_2 \langle t_{rr}(\mathbf{x}_1, t_1) t_{rr}(\mathbf{x}_2, t_2) \rangle = \\ \Delta\mathcal{T} \left(\left\langle \sum_{\text{all } ij} \frac{(p_{ri})^2}{E_i} \frac{(p_{rj})^2}{E_j} \right\rangle - \langle N \rangle^2 \left\langle \frac{p_r^2}{E} \right\rangle^2 \right), \end{aligned} \quad (10.18)$$

where the average on the last term is a double average over both the particles in an event and the sample of events under certain kinematic cuts. $\langle N \rangle$ is by the average multiplicity, and the particles are supposed to have been emitted during the small interval $\Delta\mathcal{T}$.

The experimental observable proposed in Eq. (10.18) can be achieved by measuring particle momenta and energies alone. The integration over space cannot be extended to the entire collision volume, since different fluid elements have wildly different velocities, and we have considered the local rest frame of the fluid. We will lift this restriction in the next section.

For the time being, take a fluid element in the small volume ΔV characterized by small rapidity and transverse velocity so that the nonrelativistic analysis is a reasonable starting point. Then, integrating the Eq. (10.5) over this volume and the time duration of the particle emission $\Delta\mathcal{T}$, we have

$$18T \zeta \frac{\Delta V}{\Delta\mathcal{T}} = \langle \sum_{\text{all } ij} \frac{(p_{ri})^2}{E_i} \frac{(p_{rj})^2}{E_j} \rangle - \langle N \rangle^2 \langle \frac{p_r^2}{E} \rangle^2 + \langle \sum_{\text{all } ij} \frac{(p_{zi})^2}{E_i} \frac{(p_{zj})^2}{E_j} \rangle - \langle N \rangle^2 \langle \frac{p_z^2}{E} \rangle^2 + 2 \langle \sum_{\text{all } ij} \frac{(p_{ri})^2}{E_i} \frac{(p_{zj})^2}{E_j} \rangle - 2 \langle N \rangle^2 \langle \frac{p_r^2}{E} \rangle \langle \frac{p_z^2}{E} \rangle. \quad (10.19)$$

One can express the last equation in terms of each particle's energy and mass by noting that $p_r^2 + p_z^2 = E^2 - m^2$ as

$$18T \zeta \frac{\Delta V}{\Delta\mathcal{T}} = \langle \sum_{\text{all } ij} \frac{(E^2 - m^2)_i (E^2 - m^2)_j}{E_i E_j} \rangle - \langle N \rangle^2 \langle \frac{E^2 - m^2}{E} \rangle^2 \equiv \Delta \left(\frac{E^2 - m^2}{E} \right).$$

Under the assumption of purely radial transverse flow (no vorticity) one can identify $p_r = p_\perp$, the perpendicular particle momentum. In the left-hand side there still remains to extract the emission time and volume (hydrodynamical problem) and the temperature of the system, that can be obtained by other observations such as photon or particle spectra.

10.1.2 Boosted fluid element

The fluid element in the nuclear explosion is boosted in the laboratory frame. Now we will leave the rest frame assumption to include a boost of the fluid element. If the fluid four-velocity is denoted by u^μ the Eq. (10.20) can be taken to the laboratory frame by introducing the time-dilatation factor $\gamma = (\sqrt{1 - \beta^2})^{-1}$ and noting that $E_i = p_i^\mu u_\mu$. The result is

$$18T \zeta \gamma^2 \frac{\Delta V_{\text{lab}}}{\Delta\mathcal{T}_{\text{lab}}} = \Delta \left(\frac{(p \cdot u)^2 - m^2}{p \cdot u} \right), \quad (10.20)$$

with

$$\Delta \left(\frac{(p \cdot u)^2 - m^2}{p \cdot u} \right) \equiv \langle \sum_{\text{all } ij} \frac{((p \cdot u)^2 - m^2)_i ((p \cdot u)^2 - m^2)_j}{(p \cdot u)_i (p \cdot u)_j} \rangle - \langle N \rangle^2 \langle \frac{(p \cdot u)^2 - m^2}{p \cdot u} \rangle^2. \quad (10.21)$$

Let us assume that one has identified a set of kinematic cuts that select a swarm composed of those particles coming from the fluid element ΔV_{lab} during the time interval $\Delta \mathcal{T}_{\text{lab}}$. The fluid element's rest frame will coincide with the center of mass frame. Therefore its velocity can be obtained from the particle swarm's energy-momentum in the laboratory frame as

$$\beta = \frac{\sum_i \mathbf{p}_i}{\sum_i E_i} , \quad (10.22)$$

and

$$u^\mu = \gamma(1, \beta) . \quad (10.23)$$

Once u^μ corresponding to the fluid element has been so constructed, one can compute all the products $(p \cdot u)_i$ as

$$(p \cdot u)_i = p_i^\mu u_\mu = \gamma(E_i - \mathbf{p}_i \cdot \beta) . \quad (10.24)$$

The four-velocity u^μ satisfies $u^\mu u_\mu = 1$ and can be parametrized by

$$u^\mu = \left(\sqrt{1 + u_\perp^2} \cosh \eta, u_\perp \cos \phi, u_\perp \sin \phi, \sqrt{1 + u_\perp^2} \sinh \eta \right) , \quad (10.25)$$

where η is the pseudorapidity variable, analogously defined as the particle pseudorapidity in Eq. (1.12):

$$\eta = \frac{1}{2} \log \left(\frac{P + P_z}{P - P_z} \right) . \quad (10.26)$$

Let us address the fluid's element's space and time sizes ΔV_{lab} , $\Delta \mathcal{T}_{\text{lab}}$. This requires understanding of the hydrodynamics of the expanding fireball, and here we will content ourselves with the simplest of models, a spherical expansion characterized by a freeze-out surface at time τ_f (this is a valid approximation if the formation radius is much smaller, $\tau_0 \ll \tau_f$, else the polar caps of the sphere are distorted, and if the elliptic flow is moderately small). The total swarm's longitudinal momentum will be P_z in the direction of the heavy-ion beam and is usually traded by pseudorapidity.

We will consider pure radial flow, so that the swarm's perpendicular momentum \mathbf{P}_\perp in the transverse plane is parallel to the radial vector in cylindrical coordinates. The radial direction is automatically determined by the measurement of P_\perp for the swarm. We will express ΔV_{lab} and $\Delta \mathcal{T}_{\text{lab}}$ in terms of the momentum spread of the chosen particle swarm, centered around energy E , transverse momentum P_\perp , azimuthal angle ϕ and pseudorapidity η .

In the time of kinetic freeze-out τ_f the particle travelled a distance $\rho = \tau_f \beta_\perp$ from the origin ($\beta_\perp = P_\perp/E$). A particle arriving at the freeze out distance a time $\Delta \mathcal{T}_{\text{lab}}$ later will have lagged by $\rho/\Delta \beta_\perp$. Therefore

$$\Delta \mathcal{T}_{\text{lab}} = \tau_f \frac{\Delta \beta_\perp}{\beta_\perp} = \rho \frac{\Delta \beta_\perp}{\beta_\perp^2} \quad (10.27)$$

and differentiating $E = m\gamma$

$$\Delta \mathcal{T}_{\text{lab}} = \frac{\tau_f}{P_\perp^2} \frac{\Delta E}{E} m^2 . \quad (10.28)$$

Turning now to spatial cylindrical coordinates,

$$\Delta V_{\text{lab}} \equiv \Delta z \rho \Delta \rho \Delta \phi . \quad (10.29)$$

The longitudinal velocity gives $\Delta z = \tau_f \Delta \beta_z$. Likewise, $\Delta \rho = \tau_f \Delta \beta_\perp$. Altogether, employing again the definition of β in terms of the total energy and momentum in Eq. (10.22),

$$\Delta V_{\text{lab}} = \tau_f^3 \Delta \phi \frac{P_\perp}{E} \left[\left(\frac{1}{P_z} - \frac{P_z}{E^2} \right) \Delta E - \frac{1}{E \sinh \eta} \Delta P_\perp \right] \left(\frac{\Delta P_\perp}{E} - \frac{P_\perp}{E^2} \Delta E \right) . \quad (10.30)$$

Finally, eliminating ΔP_z in terms of ΔP_\perp and ΔE , we find

$$\frac{\Delta V_{\text{lab}}}{\Delta \mathcal{T}_{\text{lab}}} = \tau_f^2 \frac{\Delta \phi}{\Delta E} \frac{P_\perp^3}{m^2} \left[\left(\frac{1}{P_z} - \frac{P_z}{E^2} \right) \Delta E - \frac{1}{E \sinh \eta} \Delta P_\perp \right] \left(\frac{\Delta P_\perp}{E} - \frac{P_\perp}{E^2} \Delta E \right) . \quad (10.31)$$

Note that differentiating the invariant mass of the swarm

$$M^2 = E^2 - \mathbf{P}^2$$

the three cuts ΔE , ΔP_\perp and $\Delta \eta$ are not independent, satisfying the constraint

$$E \Delta E = \cosh \eta \sinh \eta P_\perp^2 \Delta \eta + \cosh^2 \eta P_\perp \Delta P_\perp . \quad (10.32)$$

Putting all together we obtain the final formula for the bulk viscosity. The *modus operandi* is the following. Define three appropriate kinematic cuts $\Delta \phi$, ΔP_\perp and ΔE defining a swarm of particles centered around ϕ , P_\perp and E to a set of recorded central collision events. To choose the appropriate cuts we study the efficiency dependence by means of a Monte Carlo simulation.

Then, the estimate for the bulk viscosity is obtained by substituting Eq. (10.31) into Eq. (10.20) to give

$$\zeta = \frac{E^3 \Delta E m^2}{18 T_f \gamma^2 \tau_f^2 \Delta \phi P_\perp^3} \Delta \left(\frac{(p \cdot U)^2 - m^2}{p \cdot U} \right) \frac{1}{\left[\left(\frac{E}{P_z} - \frac{P_z}{E} \right) \Delta E - \frac{1}{\sinh \eta} \Delta P_\perp \right] (E \Delta P_\perp - P_\perp \Delta E)} , \quad (10.33)$$

that depends on the freeze-out temperature T_f and the freeze-out time τ_f . These can be obtained from other measurements and then grant access to the bulk viscosity. The temperature can be obtained by fitting the low p_\perp particle multiplicity to a thermal distribution (Bose-Einstein for pions) as we explained for the ALICE distribution in Section 1.6. The freeze-out time can be estimated as indicated in Eq. (1.40) by using the Hanbury-Brown-Twiss interferometry.

For midrapidity ($\eta \simeq 0$) one can use the approximate formula:

$$\zeta \simeq \frac{1}{18 T_f \gamma^2 \tau_f^2} \frac{1}{\Delta \phi \Delta \eta} \frac{m^2}{P_\perp^3} \frac{E^3}{E^2 - P_\perp^2} \Delta \left(\frac{(p \cdot U)^2 - m^2}{p \cdot U} \right) , \quad (10.34)$$

that is independent of ΔP_\perp .

In this particular case, one can divide the bulk viscosity over the entropy density in Eq. (1.30). If all the magnitudes are expressed in terms of GeV the final result reads

$$\frac{\zeta}{s} \simeq 6.4 \cdot 10^{-4} \frac{\sqrt{T_f(\text{GeV})} m^2}{\gamma^2 \Delta\phi} \frac{E^2}{P_\perp^2 E^2 - P_\perp^2} \Delta \left(\frac{(p \cdot U)^2 - m^2}{p \cdot U} \right), \quad (10.35)$$

where we have particularized some parameters for the ALICE results, viz. $\Delta\eta = 1.8$ for the whole pseudorapidity interval of the detector, $dN_{ch}/d\eta = 1601$ [A⁺11a] and we have used the relation (1.40) to simplify the final expression.

In the Sec. 10.2, we study a sample of possible kinematic cuts and their efficiency for the hypothesis of the particles in a swarm of given kinematic cuts come from the same fluid element created by the thermal distribution in the freeze-out time.

10.2 Kinematic cuts

In this section we discuss the choices for the kinematic cuts, particularly ΔP_\perp , $\Delta\phi$ that are workable for an experimental collaboration, considering especially the ALICE experiment at the LHC. In devising them, we have to compromise between several constraints.

- First, since our method calls for the separation of an interval $\Delta\mathcal{T}$ smaller than the lifetime of the entire collision, to isolate the fluctuations, we need to consider a fluid element that is actually in motion and provides us with a clock. Therefore we will need to impose a p_\perp cut that excludes $p_\perp = 0$.
- Second, not all particles in a swarm move parallel enough to the average velocity U and may end up in a different element of phase space. To quantify the theory error introduced by this effect we have written a small Monte Carlo program described shortly.
- Third, the phase space element chosen for the measurement needs to contain enough particles across the collision data base to make a measurement possible.
- Fourth and last, we have to consider that ALICE's pseudorapidity acceptance is limited to the interval $(-0.9, 0.9)$ (the barrel spans about 46 degrees in polar angle to each side of the collision point).

The crux of the matter is in the second point. The pion emission due to the freeze out of a fluid element at rest can approximately be described by a Bose-Einstein distribution in momentum p ,

$$\frac{dN}{N} = C \frac{p^2 dp}{e^{(\sqrt{p^2 + m^2} - \mu)/(k_B T)} - 1} \quad (10.36)$$

characterized by a temperature T and chemical potential μ . This emission is isotropic in the rest-frame of the fluid, but if the fluid element is boosted, the boost velocity has to be compounded with the particle velocity (according to the special-relativistic

velocity transformation rule). If the boost velocity is large enough, it dominates the composition. Most particles are emitted aligned with β .

However, if the boost velocity is of order of the Bose-Einstein velocity allowed by this distribution, the emission becomes less beamed and each element of phase space is populated by particles emitted from different fluid elements.

In view of our fourth point above, since the longitudinal boost accepted by the ALICE detector has at most $|\eta| \simeq 0.9$, we will consider the central part of the collision, that is, take the entire longitudinal acceptance as one bin with $\eta = 0$, $\Delta\eta \simeq 1.8$. Neglect of longitudinal momentum allows to write Eq. (10.36) in terms of the transverse momentum alone as

$$\frac{dN}{N} = C \frac{p_{\perp}^2 dp_{\perp}}{e^{(\sqrt{p_{\perp}^2 + m^2} - \mu)/(k_B T)} - 1} . \quad (10.37)$$

To assess the kinematic cuts we proceed by writing a Monte Carlo program. Employing Von Neumann's rejection method we generate a sample of several thousands of pions (corresponding to a few simulated collision events) distributed at random in ϕ and according to the ALICE experimental p_{\perp} distribution [App11] in 900 GeV p+p collisions, that is well fit by an ad-hoc formula

$$\frac{1}{N_{ev}} \frac{1}{2\pi p_{\perp}} \frac{d^2 N_{ch}}{d\eta dp_{\perp}} = \begin{cases} 11.47 e^{-4.10 p_{\perp}} & p_{\perp} < 1.7 \text{ GeV} \\ 0.25 p_{\perp}^{-5.95} & p_{\perp} > 1.7 \text{ GeV} \end{cases} . \quad (10.38)$$

This we call *defining sample* and is only used to construct average boost velocities.¹

To explore pairs of $(\Delta p_{\perp}, \Delta\phi)$ cuts we select the pions from the *defining sample* whose momenta fall within the so chosen fluid cell. We sum their momenta and energy to construct the cell's velocity according to Eq. (10.22).

Once the fluid cell has been defined and the average velocity is known, we turn to Eq. (10.37) and generate a second sample of thermally distributed pions in the rest frame, also by Von Neumann's rejection method, the *thermal sample*.

This sample represents isotropic emission in the fluid's rest frame and we impose no restriction on p_{\perp} or ϕ except thermal distribution.

Finally, we apply the Lorentz boost with the velocity from Eq. (10.22) corresponding to the fluid cell to each of the pions in the *thermal sample*, and examine what fraction of them falls outside of the initial kinematic cuts that defined the fluid cell.

We find that a non-negligible but controllable percentage of the sample pions end up into a different fluid cell. The results are listed in Table 10.1 as percentages of particles appearing with momenta that would correspond to a fluid cell other than used to generate them.

For completeness we also address ALICE's Pb+Pb data at $\sqrt{s} = 2.76$ TeV. We fit the p_{\perp} distribution in analogy with Eq. (10.38) by

$$\frac{1}{N_{ev}} \frac{1}{2\pi p_{\perp}} \frac{d^2 N_{ch}}{d\eta dp_{\perp}} = \begin{cases} 8.90 \cdot 10^5 e^{-2.93 p_{\perp}} & p_{\perp} < 2.0 \text{ GeV} \\ 2.00 \cdot 10^5 p_{\perp}^{-6.29} & p_{\perp} > 2.0 \text{ GeV} \end{cases} \quad (10.39)$$

¹ Incidentally, the same data [App11] taken at low p_{\perp} can be used to fit the rest-frame Bose-Einstein thermal distribution parameters (temperature and pion chemical potential) in Eq. (10.37).

	All p_{\perp}		$p_{\perp} > 0.3$ GeV		$p_{\perp} > 0.5$ GeV	
	β	%	β	%	β	%
$\Delta\phi = \pm 20^\circ$	0.93	41.6	0.96	36.5	0.97	36.7
$\Delta\phi = \pm 30^\circ$	0.91	31.9	0.93	33.3	0.94	36.9
$\Delta\phi = \pm 45^\circ$	0.86	24.7	0.88	33.7	0.89	42.4
$\Delta\phi = \pm 60^\circ$	0.79	18.6	0.81	35.7	0.82	49.2
	$p_{\perp} \in (0.3, 2)$ GeV		$p_{\perp} \in (0.3, 3)$ GeV			
	β	%	β	%		
$\Delta\phi = \pm 20^\circ$	0.96	62.0	0.96	48.8		
$\Delta\phi = \pm 30^\circ$	0.93	51.0	0.93	39.9		
$\Delta\phi = \pm 45^\circ$	0.88	42.2	0.88	35.6		
$\Delta\phi = \pm 60^\circ$	0.81	39.6	0.81	36.3		

Table 10.1: We show average velocity β of the given swarms of particles within the azimuthal angular $\Delta\phi$ and the transverse momentum Δp_{\perp} kinematic cuts, with the particles distributed according to Eq. (10.38) corresponding to proton-proton collisions. We also show, for each given binning with velocity β , the percentage of thermally emitted particles following Eq. (10.37) that are lost from the bin after compounding β with the particle's thermal velocity. Typical results show that a fourth to a third of particles with well-chosen cuts populate other fluid elements introducing an irreducible theory error.

to obtain the corresponding *defining sample* and repeat the analysis (obtain each cell's velocity, generate a *thermal sample*, boost the pions thereof and examine their final momenta). The corresponding result is given in Table 10.2.

Examination of Table 10.1 teaches several general lessons.

- If the boost velocity is generally larger (the average momentum is at higher p_{\perp}), pions do not spread out too much and losses from the cell are lowered.
- If the azimuthal-angle cut $\Delta\phi$ is larger, losses from the cell are in general smaller because, after boosting the *thermal sample*, most pions remain inside this larger cone.
- If on the other hand the azimuthal-angle cut is very small, low momentum particles find it easy to leave the tiny resulting angular cone. One can reduce the mixing between fluid cells by proceeding to larger p_{\perp} so the boost focuses the swarm in the correct direction.
- In the extreme case, if the momentum cut is centered at huge momenta, the cell's β is very close to 1. Almost independently of the initial thermal configuration most of the particles follow the boost and fall within the *defining* momentum cut. By increasing the angular acceptance this proportion is further improved. However the statistics with real data fall exponentially with p_{\perp} , so a balance

	All p_{\perp}		$p_{\perp} > 0.3$ GeV		$p_{\perp} > 0.5$ GeV	
	β	%	β	%	β	%
$\Delta\phi = \pm 20^\circ$	0.95	38.1	0.96	36.1	0.97	36.6
$\Delta\phi = \pm 30^\circ$	0.92	30.0	0.94	33.1	0.94	36.4
$\Delta\phi = \pm 45^\circ$	0.87	23.9	0.88	33.2	0.89	40.9
$\Delta\phi = \pm 60^\circ$	0.80	18.2	0.81	34.3	0.81	45.8
	$p_{\perp} \in (0.3, 2)$ GeV		$p_{\perp} \in (0.3, 3)$ GeV			
	β	%	β	%		
$\Delta\phi = \pm 20^\circ$	0.96	69.9	0.96	57.2		
$\Delta\phi = \pm 30^\circ$	0.94	59.7	0.94	47.3		
$\Delta\phi = \pm 45^\circ$	0.88	49.9	0.88	39.7		
$\Delta\phi = \pm 60^\circ$	0.81	44.1	0.81	36.8		

Table 10.2: Same as in Table 10.1 but for lead-lead collisions, with the pion distribution following Eq. (10.39).

has to be found between larger momentum and sufficient data. (At too large momentum one should not trust thermalization either).

A reasonable choice would be for instance to take a small angular cut of 60° and identify all pions with $p_{\perp} > 0.3$ GeV. The number of particles that mix with other fluid cells is then around a third. This mixing should be considered a systematic theory uncertainty in the measurement of the bulk viscosity.

We urge the experimental collaboration to perform the measurement².

²The small ALICE group in CIEMAT, Madrid, is attempting it.

Conclusions

In this dissertation we have presented the calculation of the transport coefficients in hadronic matter at low temperature with the use of effective field theories. The transport coefficients are enormously relevant for the dynamics of the expanding fireball in a relativistic heavy-ion collision. Collective flow, particle spectra and the nuclear modification factors are some of the observables that depend on the transport properties of the fluid created at the RHIC and the LHC. There is one such transport coefficient for each conserved (or approximately conserved) charge of the fluid.

First, in Chapter 3 we have computed the coefficient of shear viscosity of a pure pion gas in Eq. (3.20). We have used $SU(2)$ chiral perturbation theory in order to describe the pion-pion interaction at low temperatures, $T \leq m_\pi$. We have implemented the inverse amplitude method in order to unitarize the scattering amplitude. This unitarization scheme has provided a well-behaved cross section at moderate energies and has supplied a way to describe the ρ resonance employing only pion fields (with contact coupling appropriately chosen to incorporate the $q\bar{q}$ physics not explicitly included). Because at low temperatures the inelastic processes are exponentially suppressed we have only considered elastic interactions and included a pion (pseudo-)chemical potential. The result of the shear viscosity for several chemical potentials is shown in Fig. 3.2.

We have also calculated the KSS coefficient (shear viscosity over entropy density) in this gas as a function of temperature showing that for temperatures near the freeze-out ($T_f \simeq 150$ MeV) this coefficient is of order one. This value can even be lowered by the extension to the $SU(3)$ chiral perturbation theory with the inclusion of kaons and η mesons. This coefficient is plotted in Fig. 3.8 together with the perturbative results of the quark-gluon plasma, providing an indication of a minimum around the phase-transition temperature.

Some other empirical measurements indicate that η/s reaches its minimum value at the liquid-gas phase transition. We have confirmed this fact theoretically in the case of atomic Argon, by using on the one hand the hard-sphere gas approximation plus the ideal thermodynamics and on the other hand the Eyring theory of liquids together with the van der Waals equation of state. We always obtain a minimum at the phase transition (regardless of whether it being first order, second order or a

crossover transition) with very good agreement with the experimental values in Fig. 3.4.

In Chapter 4 we have calculated the bulk viscosity of the pion gas as a function of temperature and chemical potential. We have properly identified the two zero modes present in the collision operator (corresponding to energy and particle conservation) and solved the kinetic equation to obtain an estimate of this value in Eq. (4.33). We have also calculated the coefficient ζ/s obtaining a value around the freeze-out temperature of the order of $\zeta/s = 10^{-2}$ as it is shown in Fig. 4.4. We have plotted the connection with the perturbative plasma at higher temperatures in Fig. 4.7.

We have completed the calculation of the classical transport coefficients of a pure pion gas in Chapter 5 by computing the thermal and electrical conductivities. Both present a zero mode corresponding to momentum conservation. We have obtained the generalization of the Wiedemann-Franz law for the pion gas in Eq. (5.68).

With the use of these transport coefficients we have calculated the relaxation times in Chapter 6. Using the relaxation time approximation we have been able to estimate the numerical value of these relaxation times both in the energy-independent approximation in Fig. 6.1 and in the more realistic “quadratic *ansatz*” approximation in Fig. 6.2.

Additional transport coefficients can be considered allowing the interplay of flavor degrees of freedom. In Chapter 7 we have included the strange-degree of freedom in the thermalized pion gas and calculated the strangeness diffusion coefficient (that appears in Fick’s diffusion law) by solving the Boltzmann equation corresponding to the kaonic distribution function. The results are shown in Fig. 7.2.

Moreover, in Chapter 8 we have considered the heavier charm degree of freedom and calculated the charm drag force and the diffusion coefficients. These transport coefficients appear in the Fokker-Planck equation. This equation (8.12) has been obtained from the Boltzmann-Uehling-Uhlenbeck equation in the heavy mass limit. Results are shown in Fig. 8.9. We have derived the momentum dependent fluctuation-dissipation theorem and the Einstein relation that allow to obtain a single diffusion coefficient in the static limit. For the $\pi - D$ meson interaction we have used an effective Lagrangian that contains both chiral and heavy quark symmetries. We have unitarized the scattering amplitude in order to avoid an unnatural increase of the cross section. The low energy constants of the effective Lagrangian have been constrained by symmetry arguments and fixed by matching the pole position of the D_0 and D_1 resonances and the mass difference of the D and D^* mesons, that are generated in our scheme. The results for the spatial diffusion coefficient, together with other results along these research lines are shown in Fig. 8.14. We have also estimated the energy and momentum losses of one charmed quark in the medium in Figs. 8.15 and 8.16.

To gain more insight on the possible minimum of η/s at the phase transition, although with no claim of realism, we have studied this coefficient in the linear sigma model in the large- N limit. This model presents a second-order phase transition in the chiral limit and a crossover when the physical pion mass is considered. We have computed the 1-loop effective potential in the large- N limit with the use of the auxiliary field method. This has provided a clear way to pin down the critical and crossover temperatures. The temperature dependence of the order parameter is plotted in Figs. 9.2 and 9.3. We have calculated the shear viscosity by solving the Boltzmann-Uehling-

Uhlenbeck equation for the pions and we have used a scattering amplitude with corrections due to the physical pion mass in the crossover case. We obtain a minimum of η/s slightly below the critical temperature as shown in Fig. 9.7.

Finally, we have used the fluctuations of the energy-momentum tensor and the correlation between its components to provide an experimental method to measure the bulk viscosity in a relativistic heavy-ion collision. By computing correlations among components of momentum and energies of the detected pions we are able to provide an estimation of the bulk viscosity in the medium with Eq. (10.33). Focusing on the ALICE experiment at midrapidity this equation can be simplified, in Eq. (10.35) we show our estimate for ζ/s .

To summarize, we have provided a comprehensive study of transport in the final stage (meson gas) of a relativistic heavy-ion collision. We hope our results will help disentangle properties of this hadronic medium from those of the early stage quark-gluon phase. While using solidly established theory methods, we are providing practical coefficients and their temperature dependence that can be used in hydrodynamic simulations of heavy-ion collisions.

Appendix A

Relativistic Hydrodynamics

A.1 Ideal hydrodynamics

The dynamics of a relativistic fluid is encoded in the description of relativistic hydrodynamics. The fluid is described by its energy density $\epsilon(t, \mathbf{x})$, its pressure field $P(t, \mathbf{x})$ and its four-velocity u^μ defined as:

$$u^\mu(t, \mathbf{x}) \equiv \frac{dx^\mu}{d\tau}, \quad (\text{A.1})$$

where $x^\mu = (t, x, y, z)$ and τ is the proper time. The four-velocity is expressed as

$$u^\mu = \gamma(1, \mathbf{v}), \quad (\text{A.2})$$

where $\gamma = \sqrt{1 - \mathbf{v}^2}$ and \mathbf{v} is the three-velocity of the fluid element. The four-velocity satisfies the relativistic normalization $u_\mu u^\mu = 1$ and in the local rest frame it takes the particular value:

$$u^\mu = (1, \mathbf{0}). \quad (\text{A.3})$$

The two functions ϵ and P are related through the equation of state $P = P(\epsilon)$ and they enter in the relativistic description of the energy content of the fluid, i.e. the energy-momentum tensor, $T^{\mu\nu}$. For an ideal gas, it has the form:

$$T^{\mu\nu} = \epsilon u^\mu u^\nu - P \Delta^{\mu\nu}, \quad (\text{A.4})$$

where $\Delta^{\mu\nu} \equiv \eta^{\mu\nu} - u^\mu u^\nu$ is a projector operator orthogonal to u^μ ($\Delta^{\mu\nu} u_\mu = 0$). It can also be written in terms of the enthalpy density $w = \epsilon + P$ as:

$$T^{\mu\nu} = w u^\mu u^\nu - P \eta^{\mu\nu}. \quad (\text{A.5})$$

In the nonrelativistic limit ($P \ll \epsilon$) the enthalpy density reduces to the mass density $w \rightarrow mn$ of the fluid. In an arbitrary frame, the energy density can be extracted from the energy-momentum as

$$\epsilon = u_\mu u_\nu T^{\mu\nu} \quad (\text{A.6})$$

as can the pressure scalar

$$P = -\frac{1}{3}\Delta^{\mu\nu}T_{\mu\nu} . \quad (\text{A.7})$$

In the absence of external currents the energy-momentum tensor is conserved:

$$\partial_\mu T^{\mu\nu} = 0 . \quad (\text{A.8})$$

Eq. (A.8) contains four equations. Contracting this set of equations with u_ν and Δ_ν^α we obtain respectively

$$D\epsilon + w\nabla^\mu u_\mu = 0 , \quad (\text{A.9})$$

$$wDu^\alpha - \nabla^\alpha P = 0 , \quad (\text{A.10})$$

where we have defined $D \equiv u^\mu \partial_\mu$ and $\nabla^\alpha \equiv \Delta^{\alpha\mu} \partial_\mu$, in such a way that the space-time derivative is separated into a time-like and space-like components

$$\partial^\mu = u^\mu D + \nabla^\mu . \quad (\text{A.11})$$

Note that with these definitions $\partial^\mu u_\mu = \nabla^\mu u_\mu$ and $u_\mu \nabla^\mu = 0$.

Eq. (A.9) corresponds to the relativistic version of the “equation of energy” and Eq. (A.10) to the relativistic generalization of Euler’s equation.

If the system presents a conserved particle number we can also define a four-particle current

$$n^\mu = nu^\mu , \quad (\text{A.12})$$

whose first component gives the particle density $n = u^\mu n_\mu$. This vector is also conserved:

$$\partial_\mu n^\mu = 0 , \quad (\text{A.13})$$

that can be written as

$$Dn + n\nabla^\mu u_\mu = 0 , \quad (\text{A.14})$$

that is the continuity equation for an ideal fluid.

A.2 Viscous hydrodynamics

To take into account the dissipative corrections in the hydrodynamics, extra terms should appear in the expressions of the energy-momentum tensor $T^{\mu\nu}$ and the particle four-flow n^μ [LL87]:

$$T^{\mu\nu} = wu^\mu u^\nu - P\eta^{\mu\nu} + \tau^{\mu\nu} , \quad (\text{A.15})$$

$$n^\mu = nu^\mu + \nu^\mu . \quad (\text{A.16})$$

The form of these dissipative parts depends on the choice we make of the reference frame (see discussion in Sec. 2.4). We will use the Landau-Lifshitz frame defined by the conditions that the momentum density should vanish in the local rest reference frame.

$$T^{i0} = wu^i u^0 + \tau^{i0} = 0 \text{ if } u_i = 0 \rightarrow \tau^{i0} = 0 . \quad (\text{A.17})$$

As the energy flow (T^{0i}) is equal to the momentum density (T^{i0}), that also means that the velocity is associated with the energy flow. For this reason, sometimes the Landau condition is given in the form of a condition over the velocity of the system to be parallel to the energy flow [GvLvW80]:

$$u^\mu = \frac{T^{\mu\nu} u_\nu}{u_\alpha T^{\alpha\beta} u_\beta} . \quad (\text{A.18})$$

The Landau condition reads in the local rest reference frame

$$\tau^{i0} = 0 . \quad (\text{A.19})$$

There are still two more conditions in order to define properly the system. The energy and particle densities are defined out of equilibrium in such a way that they coincide with the equilibrium values i.e. to be out of equilibrium does not change the energy and particle content of the system. Taking the definitions of these two quantities the conditions read (in the local rest reference frame):

$$\tau^{00} = 0, \quad (\text{A.20})$$

$$\nu^0 = 0 . \quad (\text{A.21})$$

In an arbitrary reference frame they are:

$$\tau^{\mu\nu} u_\mu = 0 , \quad (\text{A.22})$$

$$\nu^\mu u_\mu = 0 . \quad (\text{A.23})$$

We will refer to Eqs. (A.18), (A.22), (A.23) as the conditions of fit.

The energy-momentum tensor and the particle flow must obey the conservation laws given in Eqs. (A.8) and (A.13).

The equation of continuity is given from Eq. (A.13)

$$Dn + n\nabla^\mu u_\mu + \nabla^\mu \nu_\mu - \nu_\mu D u^\mu = 0 , \quad (\text{A.24})$$

and the rest of the equations of fluid motions are obtained by projecting Eq. (A.8) along u^μ and Δ_ν^α respectively

$$D\epsilon + w\partial_\mu u^\mu - \tau^{\mu\nu} \nabla_{\{\mu} u_{\nu\}} = 0 , \quad (\text{A.25})$$

$$w D u^\alpha - \nabla^\alpha P + \Delta_\nu^\alpha \partial_\mu \tau^{\mu\nu} = 0 , \quad (\text{A.26})$$

where

$$A_{\{\mu} B_{\nu\}} = \frac{1}{2} (A_\mu B_\nu + A_\nu B_\mu) . \quad (\text{A.27})$$

Eqs. (A.25) and (A.26) are the relativistic generalization of the Navier-Stokes equations.

The form of the tensors $\tau^{\mu\nu}$ and ν^μ is unique using the law of entropy increase and the equations of motion. The four-entropy flow is defined as

$$s^\mu = su^\mu - \frac{\mu}{T}\nu^\mu . \quad (\text{A.28})$$

The law of entropy increase reads

$$\partial_\mu s^\mu \geq 0 . \quad (\text{A.29})$$

Introducing (A.28) into (A.29) and using that $D = u^\mu \partial_\mu$ we find

$$\partial_\mu s^\mu = Ds + s\partial_\mu u^\mu - \partial_\mu \left(\frac{\mu}{T}\nu^\mu \right) . \quad (\text{A.30})$$

Using now the equation of state ($w = Ts + \mu n$) and the Gibbs-Duhem equation (2.40) we can transform the previous equation into

$$\partial_\mu s^\mu = \frac{D\epsilon}{T} - \frac{\mu}{T}Dn + \frac{w}{T}\partial_\mu u^\mu - \frac{\mu}{T}n\nabla_\mu u^\mu - \partial_\mu \left(\frac{\mu}{T}\nu^\mu \right) . \quad (\text{A.31})$$

Now we insert the Navier-Stokes equation (A.25) in order to simplify the relation together with Eq. (A.23) that results in the identity

$$\nu^\mu \nabla_\mu \left(\frac{\mu}{T} \right) = \nu^\mu \partial_\mu \left(\frac{\mu}{T} \right) . \quad (\text{A.32})$$

We finally obtain for the four-divergence of the entropy flow:

$$\partial_\mu s^\mu = \frac{1}{T}\tau^{\mu\nu}\nabla_{\{\mu}u_{\nu\}} - \nu^\mu \nabla_\mu \left(\frac{\mu}{T} \right) \geq 0 . \quad (\text{A.33})$$

Usually, the tensor $\tau^{\mu\nu}$ is separated into a traceless part that we will call $\pi^{\mu\nu}$ and a part with non-vanishing trace [Rom10],

$$\tau^{\mu\nu} = \pi^{\mu\nu} + \Delta^{\mu\nu} \frac{1}{3}\tau^\alpha_\alpha . \quad (\text{A.34})$$

Analogously the tensor $\nabla_{\{\mu}u_{\nu\}}$ is separated into a traceless ($\nabla_{\langle\mu}u_{\nu\rangle}$) and a traceful part:

$$\nabla_{\{\mu}u_{\nu\}} = \frac{1}{2}\nabla_{\langle\mu}u_{\nu\rangle} + \frac{1}{3}\Delta_{\mu\nu}\nabla_\alpha u^\alpha . \quad (\text{A.35})$$

Then, Eq. (A.33) transforms to

$$\partial_\mu s^\mu = \frac{1}{2T}\pi^{\mu\nu}\nabla_{\langle\mu}u_{\nu\rangle} + \frac{1}{3T}\tau^\mu_\mu\nabla_\alpha u^\alpha - \nu^\mu \nabla_\mu \left(\frac{\mu}{T} \right) \geq 0 . \quad (\text{A.36})$$

We now choose the form of the dissipative parts in order to satisfy this inequality. We obtain [LL87]:

$$\begin{cases} \pi^{\mu\nu} = \eta \nabla^{\langle\mu}u^{\nu\rangle} , \\ \frac{1}{3}\tau^\mu_\mu = \zeta \nabla_\alpha u^\alpha , \\ \nu_\mu = -\kappa \left(\frac{nT}{w} \right)^2 \nabla_\mu \left(\frac{\mu}{T} \right) , \end{cases} \quad (\text{A.37})$$

or

$$\begin{cases} \tau^{\mu\nu} = 2\eta \nabla^{\{\mu} u^{\nu\}} + \left(\zeta - \frac{2}{3}\eta\right) \partial_\alpha u^\alpha \Delta^{\mu\nu} , \\ \nu_\mu = -\kappa \left(\frac{nT}{w}\right)^2 \nabla_\mu \left(\frac{\mu}{T}\right) , \end{cases} \quad (\text{A.38})$$

where η, ζ and κ should be non-negative coefficients, called shear viscosity, bulk or volume viscosity and thermal or heat conductivity, respectively. The factor $(nT/w)^2$ in the definition of the thermal conductivity is needed if one wants to match that expression with the relativistic Fourier's law. We have detailed this step in Sec. 5.1.1. Note, that from the explicit form of the dissipative terms in (A.38) it is evident that the conditions (A.22) and (A.23) are fulfilled.

A.3 Microscopic relations

It is essential to derive the equations that relate the microscopical properties of the particles and the macroscopic quantities that characterize the fluid. These equations are obtained by using the one-particle distribution function $f_p(t, \mathbf{x})$. For example, the particle four-flow, noting that $u^\mu = p^\mu/E_p$:

$$n^\mu(t, \mathbf{x}) = g \int d^3p \frac{p^\mu}{(2\pi)^3 E_p} f_p(t, \mathbf{x}) , \quad (\text{A.39})$$

where E_p is just the on-shell energy of the particle $E_p = p_0 = \sqrt{m^2 + p^2}$. The energy momentum tensor reads:

$$T^{\mu\nu}(t, \mathbf{x}) = g \int d^3p \frac{p^\mu p^\nu}{(2\pi)^3 E_p} f_p(t, \mathbf{x}) . \quad (\text{A.40})$$

If the system is only slightly out of equilibrium, the one-particle distribution function can be expressed as the equilibrium distribution function plus a deviation from equilibrium. As in the case of first order Chapman-Enskog expansion

$$f_p(t, \mathbf{x}) = n_p(t, \mathbf{x}) + f_p^{(1)}(t, \mathbf{x}) , \quad (\text{A.41})$$

where the equilibrium distribution function for a Bose-Einstein gas reads (in the local rest reference frame)

$$n_p(t, \mathbf{x}) = \frac{1}{e^{\beta(E_p - \mu)} - 1} . \quad (\text{A.42})$$

With the help of this factorization the particle four-flow can be separated into an equilibrium and a dissipative part:

$$n u^\mu(t, \mathbf{x}) = g \int d^3p \frac{p^\mu}{(2\pi)^3 E_p} n_p(t, \mathbf{x}) \quad (\text{A.43})$$

and

$$\nu^\mu(t, \mathbf{x}) = g \int d^3p \frac{p^\mu}{(2\pi)^3 E_p} f_p^{(1)}(t, \mathbf{x}) . \quad (\text{A.44})$$

An analogous factorization can be made for the energy-momentum tensor. The ideal part reads:

$$T_0^{\mu\nu}(t, \mathbf{x}) = g \int d^3p \frac{p^\mu p^\nu}{(2\pi)^3 E_p} n_p(t, \mathbf{x}) \quad (\text{A.45})$$

and the stress-energy tensor reads

$$\tau^{\mu\nu}(t, \mathbf{x}) = g \int d^3p \frac{p^\mu p^\nu}{(2\pi)^3 E_p} f_p^{(1)}(t, \mathbf{x}) . \quad (\text{A.46})$$

These expressions in terms of the moments of the one-particle distribution function can be generalized to an arbitrary rank. We will describe some properties of these distribution moments in Appendix C.

An important remark is that the particle density out of equilibrium $n \equiv u_\mu n^\mu$ is actually the same as in equilibrium due to the frame choice

$$u_\mu \nu^\mu = u_\mu \Delta_\nu^\mu n^\nu = 0 . \quad (\text{A.47})$$

To be consistent one must ensure that in the microscopical relations the particle density and the energy density must be the same as in equilibrium and therefore it must satisfy the conditions of fit

$$\nu^0(t, \mathbf{x}) = \frac{g}{(2\pi)^3} \int d^3p f_p^{(1)}(t, \mathbf{x}) = 0 , \quad (\text{A.48})$$

$$\tau^{00}(t, \mathbf{x}) = \frac{g}{(2\pi)^3} \int d^3p E_p f_p^{(1)}(t, \mathbf{x}) = 0 , \quad (\text{A.49})$$

and

$$\tau^{0i}(t, \mathbf{x}) = \frac{g}{(2\pi)^3} \int d^3p p_i f_p^{(1)}(t, \mathbf{x}) = 0 . \quad (\text{A.50})$$

Appendix B

Unitarized Chiral Perturbation Theory

Quantum chromodynamics is asymptotically free, that means that the strong coupling constant goes to zero in the UV (see for instance the expressions of the thermal strong coupling constant in the $N_f = 2$ and $N_f = 3$ cases in (3.52) and (3.54), respectively). In this regime the application of a perturbative scheme is possible.

On the contrary, at energy scales of the order of $\Lambda_{QCD} \sim 200$ MeV the running coupling constant becomes much larger than one and perturbation theory ceases to be valid for lower scales.

The physics of a dilute meson gas are well under this scale ($m = 138$ MeV, $T, \mu \leq m$) and one needs to develop a nonperturbative method to work with it. One of these methods is the use of an effective field theory, that it is called Chiral Perturbation Theory (ChPT) and it is based on the spontaneous symmetry breaking pattern of chiral symmetry of QCD (if the quarks were massless):¹

$$SU(N_f)_L \times SU(N_f)_R \rightarrow SU(N_f)_V . \quad (\text{B.1})$$

The Goldstone bosons appearing in the symmetry breaking are the coordinates of the coset space $SU(N_f)_L \times SU(N_f)_R / SU(N_f)_V$, whose dimension is $\dim(SU(N_f)_L \times SU(N_f)_R) - \dim(SU(N_f)_V) = N_f^2 - 1$. These Goldstone bosons are identified with the three charged pions when $N_f = 2$ and with the meson octet composed by pions, kaons and the η meson if $N_f = 3$.

The light mesons are not massless in nature and therefore the chiral symmetry is not an exact symmetry of the Lagrangian. The introduction of non zero quark masses in the QCD Lagrangian gives an explicit symmetry breaking term. As the quark masses are very small compared to the chiral breaking scale $\Lambda_\chi \sim 1$ GeV, the effect of the quark mass is treated as a small perturbation, and one can still consider the chiral symmetry as an approximate symmetry of the Lagrangian.

¹ For vanishing quark masses, the QCD Lagrangian is invariant under $U(1)_V \times U(1)_A \times SU(N_f)_L \times SU(N_f)_R$. However, at the quantum level the current associated with the symmetry $U(1)_A$ is not conserved due to the axial anomaly. The symmetry of $U(1)_V$ in the quantum theory is responsible for the baryon number conservation.

The ChPT Lagrangian is constructed by considering all the possible terms compatible with the symmetries of QCD: C, P, T , Lorentz invariance and chiral symmetry. These terms are organized by the numbers of derivatives (or powers of momentum) acting on the Goldstone bosons.

$$\mathcal{L}_{\text{ChPT}} = \mathcal{L}_2 + \mathcal{L}_4 + \mathcal{L}_6 + \dots \quad (\text{B.2})$$

The subindex denote the number of derivatives in the terms (note that this number should be even because parity conservation). Working at low energy one only needs to consider the first terms in the chiral expansion (B.2). We will discuss the details of these terms for the cases $N_f = 2$ and $N_f = 3$.

Thus, non-perturbative quark-gluon interactions at small energies control a few parameters that are fit to data, and appear in a perturbative way in terms of hadronic degrees of freedom.

B.1 $SU(2)$ ChPT Lagrangian at $\mathcal{O}(p^4)$

When the strange degree of freedom is not relevant i.e. considering only u and d quarks, one can use the $SU(2)$ Chiral Perturbation Theory [GL84]. The pions (π^+, π^-, π^0) correspond to the three (pseudo-)Goldstone bosons of the theory. These fields are represented nonlinearly as

$$U(x) = \exp\left(i \frac{\lambda^a \pi^a}{F_0}\right), \quad (\text{B.3})$$

where λ^a are the Pauli matrices and F_0 will denote the pion decay constant to lowest order. The index a runs from 1 to 3.

The field U transforms under the chiral group $SU(2)_L \times SU(2)_R$ as

$$U \rightarrow U' = RUL^\dagger, \quad (\text{B.4})$$

where the matrices R and L belong to $SU(2)_R$ and $SU(2)_L$ respectively.

In the absence of external fields –except for the scalar source that includes the quark masses– the LO Lagrangian reads

$$\mathcal{L}_2 = \frac{F_0^2}{4} \text{Tr} [\partial_\mu U \partial^\mu U^\dagger] + \frac{F_0^2}{4} \text{Tr} [\chi U^\dagger + U \chi^\dagger], \quad (\text{B.5})$$

where

$$\chi = 2B_0 \begin{pmatrix} m & 0 \\ 0 & m \end{pmatrix} = \begin{pmatrix} M_0^2 & 0 \\ 0 & M_0^2 \end{pmatrix}, \quad (\text{B.6})$$

with $m = m_u \simeq m_d$ is the light quark mass (in the isospin limit) and M_0 is the lowest order pion mass.

Under the chiral transformation $SU(2)_L \times SU(2)_R$ only the kinetic term of \mathcal{L}_2 is invariant.

Expanding the Lagrangian in powers of the pion field one obtains an infinite number of interaction terms.

$$\mathcal{L}_2 = F_0^2 M_0^2 + \frac{1}{2} \partial_\mu \pi \cdot \partial^\mu \pi - \frac{1}{2} M_0^2 \pi^2 + \frac{1}{6 F_0^2} [(\partial_\mu \pi \cdot \pi)^2 - (\partial_\mu \pi \cdot \partial^\mu \pi) \pi^2] + \frac{M_0^2}{24 F_0^2} (\pi^2)^2 + \dots \quad (\text{B.7})$$

where the next terms correspond to six-, eight-, ... particle interaction.

The next-to-leading Lagrangian reads [GL84], [DGNMP97]

$$\begin{aligned} \mathcal{L}_4 = & \frac{l_1}{4} \{ \text{Tr} [\partial^\mu U \partial_\mu U^\dagger] \}^2 + \frac{l_2}{4} \text{Tr} [\partial_\mu U \partial_\nu U^\dagger] \text{Tr} [\partial^\mu U \partial^\nu U^\dagger] \\ & + \frac{l_3}{16} \{ \text{Tr} [\chi^\dagger U + \chi U^\dagger] \}^2 + \frac{l_4}{4} \text{Tr} [\partial_\mu U \partial^\mu \chi^\dagger + \partial_\mu \chi \partial^\mu U^\dagger] - \frac{l_7}{16} \{ \text{Tr} [\chi U^\dagger - U \chi^\dagger] \}^2 \\ & + \frac{h_1 + h_3}{4} \text{Tr} [\chi \chi^\dagger] + \frac{h_1 - h_3}{16} \{ (\text{Tr} [\chi U^\dagger + U \chi^\dagger])^2 + (\text{Tr} [\chi U^\dagger - U \chi^\dagger])^2 \\ & - 2 \text{Tr} [\chi U^\dagger \chi U^\dagger + U \chi^\dagger U \chi^\dagger] \} , \end{aligned} \quad (\text{B.8})$$

where the constants l_i and h_i are called the “low energy constants” and they are not known *a priori* as symmetry arguments do not fix them. They must be obtained from experiment or from lattice QCD calculations.

The Lagrangian \mathcal{L}_4 also provides terms that correct the pion mass and the 4-point vertex when expanding them in powers of π^a :

$$\mathcal{L}_4 = (l_3 + h_1) M_0^4 - \frac{l_3 M_0^4}{F_0^2} \pi^2 + \frac{l_1}{F_0^4} (\partial_\mu \pi \cdot \partial^\mu \pi)^2 + \frac{l_2}{F_0^4} (\partial_\mu \pi \cdot \partial_\nu \pi)^2 + \frac{4l_3 + h_1 - h_3}{12 F_0^4} M_0^4 (\pi^2)^2 + \dots \quad (\text{B.9})$$

B.1.1 $\pi - \pi$ scattering

The pion-pion scattering $(a, b \rightarrow c, d)$ amplitude $T_{ab,cd}$ is expressed as a combination of one function $A(s, t, u)$ that depends on the three Mandelstam variables:

$$T_{ab,cd} = A(s, t, u) \delta_{ab} \delta_{cd} + A(t, s, u) \delta_{ac} \delta_{bd} + A(u, t, s) \delta_{ad} \delta_{cb} , \quad (\text{B.10})$$

where only two Mandelstam variables are independent due to the condition $s + t + u = 4m_\pi^2$. The function $A(s, t, u)$ can be obtained from the ChPT Lagrangian [GL84] at $\mathcal{O}(p^4)$ and it consists of a sum of two pieces

$$A(s, t, u) = A^{(2)}(s, t, u) + A^{(4)}(s, t, u) + \mathcal{O}(p^6) . \quad (\text{B.11})$$

The LO amplitude $A^{(2)}(s, t, u)$ is obtained from \mathcal{L}_2 and it coincides with the “low energy theorem” derived by Weinberg [Wei66]:

$$A^{(2)} = \frac{s - m_\pi^2}{f_\pi^2} , \quad (\text{B.12})$$

where the pion mass and decay constant are the physical ones. The corrections to these variables that are of order p^4 and they are included in the NLO amplitude. The NLO amplitude contains terms coming from tree-level and tadpole contribution in \mathcal{L}_4 and one-loop correction of the LO Lagrangian. Written in terms of the physical mass and pion decay constant as in [Mei93]:

$$\begin{aligned}
A^{(4)} = & \frac{1}{96\pi^2 f_\pi^4} \left\{ 2 \left(\bar{l}_1 - \frac{4}{3} \right) (s - 2m_\pi^2)^2 + \left(\bar{l}_2 - \frac{5}{6} \right) [s^2 + (t - u)^2] + 12m_\pi^2 s (\bar{l}_4 - 1) \right. \\
& - 3m_\pi^4 (\bar{l}_3 + 4\bar{l}_4 - 5) \left. \right\} + \frac{1}{6f_\pi^4} \left\{ 3(s^2 - m_\pi^4) \bar{J}(s) + [t(t - u) - 2m_\pi^2 t + 4m_\pi^2 u - 2m_\pi^4] \bar{J}(t) \right. \\
& \left. + [u(u - t) - 2m_\pi^2 u + 4m_\pi^2 t - 2m_\pi^4] \bar{J}(u) \right\} + \mathcal{O}(p^6) . \tag{B.13}
\end{aligned}$$

The terms of order p^4 coming from the correction of the pion mass and decay constant are those containing the low energy constants \bar{l}_3 and \bar{l}_4 . The function $\bar{J}(s)$ comes from the pion loop and reads

$$\bar{J}(s) = \frac{1}{16\pi^2} \left[2 + \rho_{\pi\pi} \log \frac{\rho_{\pi\pi} - 1}{\rho_{\pi\pi} + 1} \right] , \tag{B.14}$$

where the two-body phase space factor is

$$\rho_{\pi\pi} = \sqrt{1 - \frac{4m_\pi^2}{s}} . \tag{B.15}$$

Once the scattering amplitude has been obtained it is natural to project it into definite isospin channel T_I . For $\pi - \pi$ scattering three isospin channels ($I = 0, 1, 2$) are allowed. All of them can be written as combination of a single amplitude $A(s, t, u)$:

$$T^0(s, t, u) = 3A(s, t, u) + A(t, s, u) + A(u, t, s) , \tag{B.16}$$

$$T^1(s, t, u) = A(t, s, u) - A(u, t, s) , \tag{B.17}$$

$$T^2(s, t, u) = A(t, s, u) + A(u, t, s) . \tag{B.18}$$

It is customary to project these amplitudes in definite spin channels, thus representing the scattering amplitudes into partial wave amplitudes with definite isospin and spin channels, t_{IJ} . The explicit expression is

$$t_{IJ}(s) = \frac{1}{64\pi} \int_{-1}^1 dx P_J(x) T^I(s, t(s, x), u(s, x)) , \tag{B.19}$$

where $x = \cos \theta_{CM}$ and the $P_J(x)$ are the Legendre polynomial of order J .

B.2 Meson-meson scattering in $SU(3)$ ChPT at $\mathcal{O}(p^4)$

At moderate temperatures, the presence of the next light mesons (kaon and η meson) may be important. The extension to $N_f = 3$ to include the s -quark degree of freedom can be done in ChPT. The addition of kaons and η mesons improves not only the estimation of the transport coefficients in the hadronic sector (by the increase of the mesonic content of the gas) but also the pion-pion interaction by the introduction of more intermediate channels in the $\pi - \pi$ scattering amplitudes.

The construction of the effective Lagrangian follows the same rules as described by the $SU(2)$ case, where the field parametrization is chosen to be exponential

$$U(x) = \exp\left(i \frac{\lambda^a \phi^a}{F_0}\right), \quad (\text{B.20})$$

where now the index a runs from 1 to 8, λ^a are the Gell-Mann matrices and

$$\frac{1}{\sqrt{2}} \lambda^a \phi_a = \begin{pmatrix} \frac{\pi^0}{\sqrt{2}} + \frac{\eta}{\sqrt{6}} & \pi^+ & K^+ \\ \pi^- & -\frac{\pi^0}{\sqrt{2}} + \frac{\eta}{\sqrt{6}} & K^0 \\ K^- & \bar{K}^0 & -\frac{2\eta}{\sqrt{6}} \end{pmatrix}. \quad (\text{B.21})$$

The LO Lagrangian is analogous to the $SU(2)$ case:

$$\mathcal{L}_2 = \frac{F_0^2}{4} \text{Tr} [\partial_\mu U \partial^\mu U^\dagger] + \frac{F_0^2}{4} \text{Tr} [\chi U^\dagger + U \chi^\dagger], \quad (\text{B.22})$$

and the LO scattering amplitude coincides with the low energy theorem by Weinberg [Wei66] as in the $SU(2)$ case.

However, the Lagrangian at $\mathcal{O}(p^4)$ contains twelve low energy constants (ten denoted by L_i and two H_i) that are not fixed by any symmetry argument and must be determined by experimental matching of some specific observables. The expression of the Lagrangian at NLO is [Sch03]:

$$\begin{aligned} \mathcal{L}_4 = & L_1 \{ \text{Tr} [D_\mu U (D^\mu U)^\dagger] \}^2 + L_2 \text{Tr} [D_\mu U (D_\nu U)^\dagger] \text{Tr} [D^\mu U (D^\nu U)^\dagger] \\ & + L_3 \text{Tr} [D_\mu U (D^\mu U)^\dagger D_\nu U (D^\nu U)^\dagger] + L_4 \text{Tr} [D_\mu U (D^\mu U)^\dagger] \text{Tr} [\chi U^\dagger + U \chi^\dagger] \\ & + L_5 \text{Tr} [D_\mu U (D^\mu U)^\dagger (\chi U^\dagger + U \chi^\dagger)] + L_6 \{ \text{Tr} [\chi U^\dagger + U \chi^\dagger] \}^2 \\ & + L_7 \{ \text{Tr} [\chi U^\dagger - U \chi^\dagger] \}^2 + L_8 \text{Tr} [U \chi^\dagger U \chi^\dagger + \chi U^\dagger \chi U^\dagger] \\ & - i L_9 \text{Tr} [f_{\mu\nu}^R D^\mu U (D^\nu U)^\dagger + f_{\mu\nu}^L (D^\mu U)^\dagger D^\nu U] + L_{10} \text{Tr} [U f_{\mu\nu}^L U^\dagger f_R^{\mu\nu}] \\ & + H_1 \text{Tr} [f_{\mu\nu}^R f_R^{\mu\nu} + f_{\mu\nu}^L f_L^{\mu\nu}] + H_2 \text{Tr} [\chi \chi^\dagger]. \end{aligned} \quad (\text{B.23})$$

The NLO meson scattering amplitudes are obtained by using the corresponding tree-level and tadpole terms of the Lagrangian at $\mathcal{O}(p^4)$ and the 1-loop corrections coming from the LO Lagrangian. These 1-loop functions contain all the possible intermediate states, for instance $\pi\pi \rightarrow KK \rightarrow \pi\pi$. We read the amplitudes at NLO from the formulas given in [NP02b], where all the $SU(3)$ ChPT scattering amplitudes for any meson-meson dispersion process are calculated.

B.3 Problem of unitarity

The partial scattering amplitudes t_{IJ} at definite isospin I and spin J given from the ChPT Lagrangian are expressible as even powers of the pion momentum or in powers of the Mandelstam variable s as

$$t_{IJ}(s) = t_{IJ}^{(0)}(s) + t_{IJ}^{(1)}(s) + \dots, \quad (\text{B.24})$$

where $t_{IJ}^{(i)}(s)$ is $\mathcal{O}(s^i)$. The partial amplitudes are basically polynomials in s . The total partial amplitude $t_{IJ}(s)$ must fulfill the unitarity condition for the scattering amplitude. For the partial amplitude this condition reads:

$$\Im t_{IJ}(s) = \rho_{ab} |t_{IJ}|^2, \quad (\text{B.25})$$

where ρ_{ab} is defined in (8.43). The perturbative amplitudes satisfy this relation only order by order:

$$\Im t_{IJ}^{(0)} = 0, \quad (\text{B.26})$$

$$\Im t_{IJ}^{(0)} + t_{IJ}^{(1)} = \rho_{ab} |t_{IJ}^{(0)}|^2, \quad (\text{B.27})$$

$$\Im t_{IJ}^{(0)} + t_{IJ}^{(1)} + t_{IJ}^{(2)} = \rho_{ab} (|t_{IJ}^{(0)}| + 2t_{IJ}^{(0)} \Re t_{IJ}^{(1)}) \simeq \rho_{ab} |t_{IJ}^{(0)} + t_{IJ}^{(1)}|^2. \quad (\text{B.28})$$

These amplitudes do not respect exact unitarity and this violation of Eq. (B.25) produces an unnatural increase of the cross section even at moderate energies. In addition, the polynomial expansion of the partial amplitudes makes impossible to describe resonances as they are unable to present poles at any finite order in the expansion. Some unitarization methods have been developed in order to cure this problem. We will describe the inverse amplitude method that provides a new scattering amplitude that satisfies exact unitarity and it is constructed from the perturbative amplitudes obtained by ChPT.

B.4 Inverse amplitude method

The inverse amplitude method (IAM) [DHT90, DP93, DP97] is a way of constructing a scattering amplitude that respects exact unitarity and is able to reproduce the presence of resonances as poles of the partial amplitudes.

Consider the perturbative amplitude at $\mathcal{O}(s^2)$, $t_{IJ}^{(1)}(s)$. When $s \rightarrow \infty$ the amplitude grows as s^2 . We can write down an exact dispersion relation for this amplitude if we apply the Cauchy theory to $t_{IJ}^{(1)}(s)/s^3$. We need three subtractions in the dispersion relation to obtain a well behaved function as $s \rightarrow \infty$. For elastic scattering of two pions:

$$t_{IJ}(s) = C_0 + C_1 s + C_2 s^2 + \frac{s^3}{\pi} \int_{-\infty}^{\infty} \frac{\Im t_{IJ}(s') ds'}{s'^3 (s' - s - i\epsilon)}. \quad (\text{B.29})$$

In the region of integration the amplitude presents a left cut due to crossing and a right cut above the elastic threshold $s = 4m_\pi^2$ so that we can write

$$t_{IJ}(s) = C_0 + C_1 s + C_2 s^2 + \frac{s^3}{\pi} \int_{4m_\pi^2}^{\infty} \frac{\Im t_{IJ}(s') ds'}{s'^3(s' - s - i\epsilon)} + \frac{s^3}{\pi} \int_{-\infty}^0 \frac{\Im t_{IJ}(s') ds'}{s'^3(s' - s - i\epsilon)} . \quad (\text{B.30})$$

We apply this dispersion relation to the perturbative amplitudes

$$t_{IJ}^{(0)} = a_0 + a_1 s \quad (\text{B.31})$$

$$t_{IJ}^{(1)} = b_0 + b_1 s + b_2 s^2 + \frac{s^3}{\pi} \int_{4m_\pi^2}^{\infty} \frac{\rho_{ab} t_{IJ}^{(0)2}}{s'^3(s' - s - i\epsilon)} + LC(t_{IJ}^{(1)}) , \quad (\text{B.32})$$

where the last term represents the contribution of the left cut and in the right cut we have replaced the perturbative unitarity relation.

The polynomial part is expanded in terms of the pion mass:

$$C_0 = a_0 + b_0 + \dots \quad (\text{B.33})$$

$$C_1 = a_1 + b_1 + \dots \quad (\text{B.34})$$

$$C_2 = b_2 + \dots \quad (\text{B.35})$$

The inverse amplitude method can be derived writing down a dispersion relation to the inverse amplitude $1/t_{IJ}(s)$, that has the same analytic structure as $t_{IJ}(s)$. For convenience one uses the dispersion relation for

$$G(s) = \frac{t_{IJ}^{(0)2}}{t_{IJ}} , \quad (\text{B.36})$$

because $t_{IJ}^{(0)2}$ is a real polynomial, it does not change the analytic structure of $1/t_{IJ}(s)$. Such dispersion relation reads

$$G(s) = G_0 + G_1 s + G_2 s^2 + \frac{s^3}{\pi} \int_{4m_\pi^2}^{\infty} \frac{\Im G(s') ds'}{s'^3(s' - s - i\epsilon)} + LC(G) + PC , \quad (\text{B.37})$$

where the last contribution represents the pole contribution in $G(s)$, coming from any zeroes of $t(s)$.

In the right cut we use

$$\Im G = t_{IJ}^{(0)2} \Im \frac{1}{t_{IJ}} = t_{IJ}^{(0)2} \frac{1}{|t_{IJ}|^2} \Im t_{IJ}^* = -t_{IJ}^{(0)2} \frac{1}{|t_{IJ}|^2} \Im t_{IJ} \quad (\text{B.38})$$

and (B.25)

$$\Im G = -t_{IJ}^{(0)2} \rho_{ab} , \quad (\text{B.39})$$

that is an exact substitution from ChPT. On the left cut one cannot calculate $\Im G$ exactly, because (B.25) is only valid above threshold. We use the approximation of order $\mathcal{O}(s^2)$ for the left cut:

$$\frac{\Im t_{IJ}}{|t_{IJ}|^2} = \frac{\Im t_{IJ}^{(0)} + \Im t_{IJ}^{(1)} + \mathcal{O}(s^3)}{|t_{IJ}^{(0)} + t_{IJ}^{(1)}|^2} \simeq \Im t_{IJ}^{(1)} \frac{1}{|t_{IJ}^{(0)}|^2} \quad (\text{B.40})$$

$$\Im G = -t_{IJ}^{(0)2} \frac{\Im t_{IJ}}{|t_{IJ}|^2} \simeq -t_{IJ}^{(0)2} \frac{\Im t_{IJ}}{|t_{IJ}^{(0)}|^2} \simeq -\Im t_{IJ}^{(1)} \quad (\text{B.41})$$

So that

$$LC(G) \simeq -LC(t_{IJ}^{(1)}) . \quad (\text{B.42})$$

Expanding the subtraction constants G_i in powers of the pion mass we get:

$$G_0 = a_0 - b_0 + \dots \quad G_1 = a_1 - b_1 + \dots; \quad G_2 = -b_2 + \dots \quad (\text{B.43})$$

Finally, the dispersion relation for $G(s)$:

$$G(s) = a_0 - b_0 + a_1 s - b_1 s - b_2 s^2 - \frac{s^3}{\pi} \int_{4m_\pi^2}^{\infty} \frac{\rho_{ab} t_{IJ}^{(0)2}(s') ds'}{s'^3 (s' - s - i\epsilon)} - LC(t_{IJ}^{(1)}) , \quad (\text{B.44})$$

where we have neglected the pole contribution to $G(s)$, coming from zeroes of $t_{IJ}(s)$. These zeros do exist and are called Adler zeroes and the IAM can be modified to include them if one needs it below threshold [NPR08].

Writing this dispersion relation in terms of the perturbative amplitudes we obtain

$$\frac{t_{IJ}^{(0)2}}{t_{IJ}} \simeq t_{IJ}^{(0)} - t_{IJ}^{(1)} . \quad (\text{B.45})$$

And therefore the total amplitude is approximated as

$$t_{IJ} \simeq \frac{t_{IJ}^{(0)}}{1 - t_{IJ}^{(1)}/t_{IJ}^{(0)}} . \quad (\text{B.46})$$

One can apply the simple formula (B.46) to the ChPT amplitudes at LO $t_{IJ}^{(0)}$ and NLO $t_{IJ}^{(1)}$ to form the partial amplitude t_{IJ} that respects exact unitarity (B.25):

$$\Im t_{IJ}(s) = t_{IJ}^{2(0)} \Im \frac{1}{t_{IJ}^{(0)} - t_{IJ}^{(1)}} = \rho_{ab} |t_{IJ}|^2 . \quad (\text{B.47})$$

Moreover, as befits a rational function of s , the possible poles of the amplitude give information about the presence of resonances in that channel. As an example, consider pion-pion scattering in the three relevant channels at low energy, $IJ = 00, 11, 20$.

l_1	l_2	l_3	l_4
-0.27	5.56	3.4	4.3

Table B.1: Set of low energy constants used in the $\pi-\pi$ scattering amplitude needed for the calculation of the transport coefficients. The phase-shifts corresponding to these low energy constants are shown in Figure B.1.

We construct the partial amplitudes for these three channels, apply Eq. (B.46) to them and extract the phase-shifts from the relation

$$t_{IJ}(s) = \frac{e^{i\delta_{IJ}(s)} \sin \delta_{IJ}(s)}{\rho_{\pi\pi}(s)} . \quad (\text{B.48})$$

In Fig. B.1 we show the results from the standard $SU(2)$ ChPT in dashed line and after using the inverse amplitude method in solid line. We use the set of low energy constants given in Table B.1. We compare the two results with the experimental data in [P⁺73], [EM74] and [L⁺74]. As can be seen, the description of the experimental data above few hundred MeV is only acceptable after proper unitarization of the scattering amplitudes.

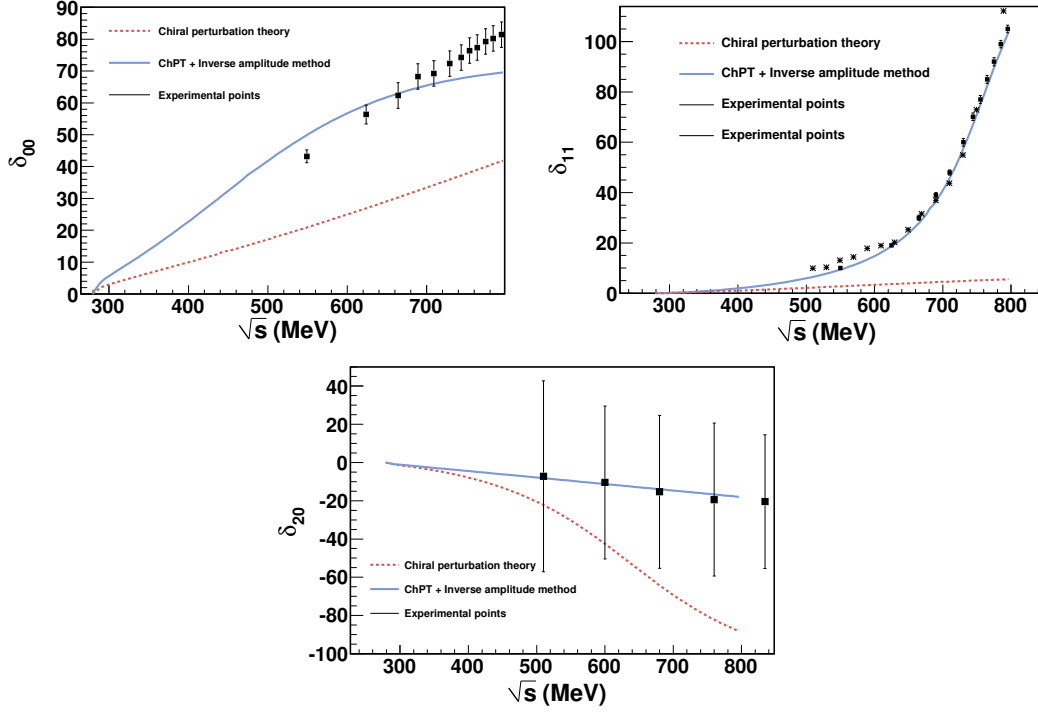


Figure B.1: Results for the pion-pion phase-shifts obtained from the perturbative $SU(2)$ ChPT amplitudes (dashed line) and from those obtained using the inverse amplitude method (solid line). We plot the three relevant isospin-spin channels at low energy. Data points are obtained from [P⁺73], [EM74] and [L⁺74].

Appendix C

Moments of the Distribution Function

In Chapters 3, 4 and 5 we have defined three sets of functions I_i, J_i and K_i that are integrals over an appropriate measure containing the function $n_p(1 + n_p)$. One can generalize all these functions by studying the moments of the equilibrium distribution function [Mur07]. There are two sets of moments. The first one is useful for the thermodynamical quantities defined at equilibrium and they are the moments of the distribution function n_p :

$$\mathcal{I}^{\alpha_1 \alpha_2 \dots \alpha_n}(x) = g \int \frac{d^3 p}{(2\pi)^3 E_p} n_p(x) p^{\alpha_1} p^{\alpha_2} \dots p^{\alpha_n} . \quad (\text{C.1})$$

These moments define thermodynamical functions in equilibrium, e.g. the first moment is recognized as the particle four-flow and the second moment to be the energy-momentum tensor.

All these moments can be expanded in a finite sum of symmetrized tensors depending on the velocity u^{α_1} and $\Delta^{\alpha_1 \alpha_2} = g^{\alpha_1 \alpha_2} - u^{\alpha_1} u^{\alpha_2}$. In general, the expansion reads:

$$\mathcal{I}^{\alpha_1 \alpha_2 \dots \alpha_n} = \sum_{k=0}^{[n/2]} \binom{n}{2k} (2k-1)!! \mathcal{I}_{n,k} \Delta^{(2k} u^{n-2k)} , \quad (\text{C.2})$$

where $[n/2] = \text{Int}(n/2)$ and

$$\Delta^{(2k} u^{n-2k)} \equiv \frac{2^k k! (n-2k)!}{n!} \sum_{\text{permutations}} \Delta^{\alpha_1 \alpha_2} \cdot \Delta^{\alpha_{2k-1} \alpha_{2k}} u^{\alpha_{2k+1}} \cdot u^{\alpha_n} . \quad (\text{C.3})$$

The coefficients $\mathcal{I}_{n,k}$ are thermodynamical functions depending on T and μ .

For instance, the first three moments read:

$$\mathcal{I}^{\alpha_1} = \mathcal{I}_{1,0} u^{\alpha_1} , \quad (\text{C.4})$$

$$\mathcal{I}^{\alpha_1 \alpha_2} = \mathcal{I}_{2,0} u^{\alpha_1} u^{\alpha_2} - \mathcal{I}_{2,1} \Delta^{\alpha_1 \alpha_2} , \quad (\text{C.5})$$

$$\mathcal{I}^{\alpha_1 \alpha_2 \alpha_3} = \mathcal{I}_{3,0} u^{\alpha_1} u^{\alpha_2} u^{\alpha_3} - 3 \mathcal{I}_{3,1} \Delta^{(\alpha_1 \alpha_2} u^{\alpha_3)} . \quad (\text{C.6})$$

As Eq. (C.4) is nothing but the four-particle flux in equilibrium (A.43) and Eq. (C.5) corresponds to the ideal energy-momentum tensor (A.45), then these expansions give the physical interpretation of the coefficients \mathcal{I}_{nk} . From the relations (A.12) and (A.4) one can deduce:

$$\mathcal{I}_{1,0} = n; \quad \mathcal{I}_{2,0} = \epsilon; \quad \mathcal{I}_{2,1} = P. \quad (\text{C.7})$$

The integral expression of the coefficients \mathcal{I}_{nk} can be obtained by contracting Eq. (C.2) with a tensor of the shape (C.3). The result of this contraction is [Mur07] (recall that there is a small typo in Eq. (A8) of this reference):

$$\mathcal{I}_{n,k}(\beta, \mu) = \frac{g}{(2\pi)^3} \frac{1}{(2k+1)!!} \int \frac{d^3p}{E_p} [(p^\mu u_\mu)^2 - p^\mu p_\mu]^k (p^\nu u_\nu)^{n-2k} \frac{1}{e^{\beta(p^\mu u_\mu - \mu)} - 1}. \quad (\text{C.8})$$

These integrals are scalars and therefore, one can calculate them in any frame. Using the local rest reference frame and in terms of the variables that we have defined in the main text ($x = E_p/m$ and $y = m/T$) these coefficients read

$$\mathcal{I}_{n,k}(y, z) = \frac{4\pi g m^{n+2}}{(2k+1)!!(2\pi)^3} \int_1^\infty dx x^{n-2k} (x^2 - 1)^{k+1/2} \frac{1}{z^{-1} e^{y(x-1)} - 1}. \quad (\text{C.9})$$

They satisfy the useful relation:

$$\mathcal{I}_{n+2,k} = m^2 \mathcal{I}_{n,k} + (2k+3) \mathcal{I}_{n+2,k+1}. \quad (\text{C.10})$$

This set of functions is not enough when describing some physical quantity that contains the derivative of the distribution function, for example, the susceptibilities χ_{xy} defined in (2.46) and needed for the bulk viscosity. For this reason, one also defines the moments of $n_p(1 + n_p)$, sometimes called ‘‘auxiliary moments’’:

$$\mathcal{J}^{\alpha_1 \alpha_2 \dots \alpha_n}(x) = g \int \frac{d^3p}{(2\pi)^3 E_p} n_p(x) [1 + n_p(x)] p^{\alpha_1} p^{\alpha_2} \dots p^{\alpha_n}. \quad (\text{C.11})$$

These moments can also be expanded in the same basis as before:

$$\mathcal{J}^{\alpha_1 \alpha_2 \dots \alpha_n} = \sum_{k=0}^{[n/2]} \binom{n}{2k} (2k-1)!! \mathcal{J}_{n,k} \Delta^{(2k} u^{n-2k)}, \quad (\text{C.12})$$

where now we have defined another set of coefficients $\mathcal{J}_{n,k}$. The expression of these coefficients is

$$\mathcal{J}_{n,k}(\beta, \mu) = \frac{g}{(2\pi)^3} \frac{1}{(2k+1)!!} \int \frac{d^3p}{E_p} [(p^\mu u_\mu)^2 - p^\mu p_\mu]^k (p^\nu u_\nu)^{n-2k} \frac{e^{\beta(p^\mu u_\mu - \mu)}}{[e^{\beta(p^\mu u_\mu - \mu)} - 1]^2}. \quad (\text{C.13})$$

In the local reference frame and in terms of adimensional variables they read:

$$\mathcal{J}_{n,k}(y, z) = \frac{4\pi g m^{n+2}}{(2k+1)!!(2\pi)^3} \int_1^\infty dx x^{n-2k} (x^2 - 1)^{k+1/2} \frac{z^{-1} e^{y(x-1)}}{[z^{-1} e^{y(x-1)} - 1]^2}. \quad (\text{C.14})$$

They fulfill a relation analogous to (C.10);

$$\mathcal{J}_{n+2,k} = m^2 \mathcal{J}_{n,k} + (2k+3) \mathcal{J}_{n+2,k+1} . \quad (\text{C.15})$$

There is a useful relation between the $\mathcal{I}_{n,k}$ and the $\mathcal{J}_{n,k}$ that can be obtained by the use of integration by parts:

$$\mathcal{J}_{n,k} = T \left[\mathcal{I}_{n-1,k-1} + (n-2k) \mathcal{I}_{n-1,k} \right] . \quad (\text{C.16})$$

As for the function $\mathcal{I}_{n,k}$ it is possible to match the coefficients $\mathcal{J}_{n,k}$ with thermodynamical quantities. Using the definition (C.11), the equation of state $w = \epsilon + P = Ts + \mu n$ and the Gibbs-Duhem relation (2.40) it is straightforward to show that

$$Tn = \mathcal{J}_{2,1} , \quad Tw = T(\epsilon + P) = \mathcal{J}_{3,1} , \quad T^2 s = \mathcal{J}_{3,1} - \mu \mathcal{J}_{2,1} , \quad (\text{C.17})$$

$$\chi_{\mu\mu} \equiv \left(\frac{\partial n}{\partial \mu} \right)_T = \frac{\mathcal{J}_{1,0}}{T} , \quad \chi_{T\mu} \equiv \left(\frac{\partial n}{\partial T} \right)_\mu = \frac{\mathcal{J}_{2,0} - \mu \mathcal{J}_{1,0}}{T^2} , \quad (\text{C.18})$$

$$\chi_{TT} \equiv \left(\frac{\partial s}{\partial T} \right)_\mu = \frac{\mathcal{J}_{3,0} - 2\mu \mathcal{J}_{2,0} + \mu^2 \mathcal{J}_{1,0}}{T^3} . \quad (\text{C.19})$$

From the general expression (C.14) for $\mathcal{J}_{n,k}$ one can make connection to the previously defined integrals I_i, J_i, K_i . These relations are:

$$\mathcal{J}_{4+i,2} = \frac{4\pi}{15} \frac{gm^{6+i}}{(2\pi)^3} K_i , \quad (\text{C.20})$$

$$\mathcal{J}_{i,0} = 4\pi \frac{gm^{2+i}}{(2\pi)^3} I_i , \quad (\text{C.21})$$

$$\mathcal{J}_{2+i,1} = \frac{4\pi}{3} \frac{gm^{4+i}}{(2\pi)^3} J_i . \quad (\text{C.22})$$

Appendix D

Second-Order Relativistic Fluid Dynamics

In Sec. 1.7.3 we have commented the acausality problems that presents the first order fluid dynamics, that amounts to the presence of instabilities for short wavelenght modes in the hydrodynamic simulations. We will briefly show the nature of this pathology and motivate why it is essential to introduce the second-order hydrodynamics [IS79], at least for numerical calculation purposes. Finally, we discuss how this problem does not affect our theoretical calculation based on the Chapman-Enskog expansion.

We will use the simple case of the Fick's diffusion law and also the case of the Navier-Stokes equation due to the relevance of the shear viscosity in relativistic heavy ion collisions. We will follow the discussions given in [Rom10], [Kel68].

In the first order relativistic fluid dynamics, the irreversible currents are proportional to the hydrodynamic gradients. The transport coefficients are just the proportionality constants between the two. In Fick's diffusion law, the charge diffusion coefficient D_x is the proportionality constant between the three-current j^i and the charge concentration ρ . For example, in the one dimensional case where the current is taken to be parallel to the x direction:

$$j^x = -D_x \frac{\partial \rho}{\partial x} . \quad (\text{D.1})$$

Using now the current conservation equation $\partial_\mu j^\mu = 0$ one can obtain a second-order differential equation for ρ :

$$\frac{\partial \rho}{\partial t} - D_x \frac{\partial^2 \rho}{\partial x^2} = 0 . \quad (\text{D.2})$$

Eq. (D.2) is a parabolic differential equation that permits infinite propagation speed, leading to acausality phenomena.

In the case of the shear viscosity we use the Navier-Stokes equation (A.26) applied to a fluid moving along the y direction. We look for momentum flux along the x direction. Therefore we will need to focus on the τ^{xy} component of the stress-energy tensor:

$$w \frac{\partial v_y}{\partial t} + \frac{\partial \tau^{xy}}{\partial x} = 0 , \quad (\text{D.3})$$

where τ^{xy} is taken from Eq. (A.38)

$$\tau^{xy} = -\eta \frac{\partial v_y}{\partial x} . \quad (\text{D.4})$$

Inserting this equation into the previous one:

$$\frac{\partial v_y}{\partial t} - \frac{\eta}{w} \frac{\partial^2 v_y}{\partial x^2} = 0 , \quad (\text{D.5})$$

that is the same kind of parabolic differential equation.

Consider the general heat equation:

$$\frac{\partial n}{\partial t} - A \frac{\partial^2 n}{\partial x^2} = 0 , \quad (\text{D.6})$$

where A represents a normalized transport coefficient (as D_x or η/w), and n represents the conserved hydrodynamical field that is transported.

Substituting the following *ansatz* for $n \propto e^{-\omega t + i q x}$ to obtain the dispersion relation, it gives a group velocity

$$v(q) = \frac{d\omega}{dq} = 2Aq . \quad (\text{D.7})$$

This velocity can be larger than the speed of light producing an acausal propagation mode. Another way to see this is to calculate the solution of the equation (D.6) with the initial condition $n(t=0, x) = \delta(x)$. The solution is [Kel68]:

$$n(t, x) = \frac{1}{\sqrt{4\pi A t}} \exp\left(-\frac{x^2}{4A t}\right) . \quad (\text{D.8})$$

This equation has support outside of the lightcone $x > t$ as one can see in the left panel of Fig. D.1, showing that the causality condition is violated in this solution.

A possible way of solving this undesirable effects is to modify the equation by introducing some phenomenological relaxation time in a second order term:

$$\tau \frac{\partial^2 n}{\partial t^2} + \frac{\partial n}{\partial t} - A \frac{\partial^2 n}{\partial x^2} = 0 , \quad (\text{D.9})$$

that converts the differential equation into a hyperbolic-like one (Eq. (D.9) is sometimes called the “telegrapher equation” because it describes electromagnetic propagation along a lossy line).

Inserting the same *ansatz* for the solution we obtain the following propagation velocity:

$$v = \frac{d|\omega|}{dq} = \frac{2q(\omega)A}{|1 - 2\tau\omega|} \quad (\text{D.10})$$

when $q \rightarrow \infty$ ($\omega \rightarrow \infty$)

$$v = \sqrt{\frac{A}{\tau}} \quad (\text{D.11})$$

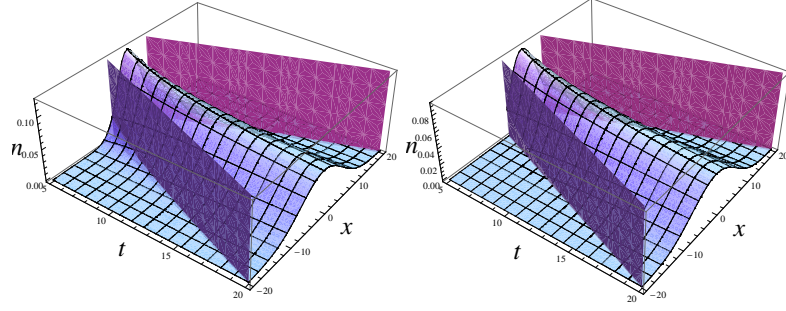


Figure D.1: Left panel: Solution of Eq. (D.5) for $A = 1$. Right panel: solution of Eq. (D.9) for $A = \tau = 1$. Note that for early times, the solution in the left panel has support outside the light cone (represented by the vertical planes) whereas the solution of the right panel is concentrated inside the light cone.

that respects causality as long as

$$\tau \geq A. \quad (\text{D.12})$$

To see this more clearly, we solve Eq. (D.9) with the initial condition $n(t=0, x) = \delta(x)$ and $\partial n(t, x)/\partial t|_{t=0} = 0$. The solution is [Kel68]

$$n(t, x) = \begin{cases} \frac{1}{2} \exp(-\frac{t}{2\tau}) \left[\frac{1}{2\sqrt{A\tau}} I_0\left(\frac{1}{2\sqrt{A\tau}}\left(\frac{A}{\tau}t^2 - x^2\right)\right) + \frac{t}{2\tau} \frac{1}{\sqrt{A/\tau t^2 - x^2}} I_1\left(\frac{1}{2\sqrt{A\tau}}\left(\frac{A}{\tau}t^2 - x^2\right)\right) \right] & |x| < \sqrt{\frac{A}{\tau}}t, \\ 0 & |x| > \sqrt{\frac{A}{\tau}}t \end{cases} \quad (\text{D.13})$$

where I_0, I_1 are the modified Bessel functions of the first kind. We plot this solution in the right panel of Fig. D.1 showing that causality is respected in this solution.

We would like to stress that the acausality problem in first order hydrodynamics is a conceptual problem contained in the equations of motion. This problem produces some important instabilities in the numerical solution of hydrodynamics for the short wavelength modes. For these cases, it is sufficient to include these relaxation times in order to avoid the infinite propagation of high frequency modes. This is usually done in the context of the Israel-Stewart theory [Isr76, IS79] or in terms of other refinements to that work, as in [DT08, LR08].

However, as we have shown, this problem is only present for short wavelengths, where the hydrodynamics ceases to be valid at some point. Even more, the Chapman-Enskog expansion is only valid when the mean-free path is much smaller than any other length scale in the system, among them the wavelength (see Section 2.3). This expansion forbids large propagation velocities and suppresses the acausality problems. Moreover, it has been shown that the effect of these higher order terms can be neglected when one is not far from equilibrium [Hei09].

Appendix E

Langevin Equation for Charm Diffusion

We will derive the relation between the spatial diffusion coefficient D_x (that appears in the Fick's diffusion law, for instance in Eq. (D.1)) and the momentum diffusion coefficient D , that we have estimated through the Fokker-Planck equation. Moreover we will explain the physical interpretation of the coefficients F , Γ_0 and Γ_1 , and obtain the expressions for the energy and momentum losses per unit length of the heavy quark.

We start by deriving the Fokker-Planck equation from the Langevin equation. Then the classical solution to the Langevin equation will allow us to identify the space-diffusion term and relate it to the Fokker-Planck coefficient of diffusion in momentum space.

The charm quark (that can be understood as a Brownian particle inside the medium) moves in the pion gas and is diffused because of the collisions with these mesons. The position and momentum of the charm quark can be regarded as stochastic variables depending on time. The classical, nonrelativistic stochastic differential equations that govern their motion are:

$$\frac{dx^i}{dt} = \frac{p^i}{m_D} \tag{E.1}$$

$$\frac{dp^i}{dt} = -F^i(\mathbf{p}) + \xi^i(t) , \tag{E.2}$$

where the index $i = 1, 2, 3$ labels the space component of \mathbf{x} and \mathbf{p} . This equation is called the Langevin equation. The $F^i(\mathbf{p})$ is a deterministic drag force which depends on momentum through the collision processes and $\xi(t)$ is a stochastic term called white noise. It verifies the following properties

$$\langle \xi^i(t) \rangle = 0 , \tag{E.3}$$

$$\langle \xi^i(t) \xi^j(t') \rangle = \Gamma^{ij}(\mathbf{p}) \delta(t - t') . \tag{E.4}$$

In an isotropic gas one naturally has $\Gamma^{ij}(\mathbf{p}) = \Gamma(\mathbf{p}) \delta^{ij}$.

We now discretize the time variable (in order to simplify some steps) and we will thereafter take again the continuum limit $\delta t \rightarrow 0$:

$$t_n \equiv n\delta t; \quad \mathbf{x}_n \equiv \mathbf{x}(t_n); \quad \mathbf{p}_n \equiv \mathbf{p}(t_n); \quad n = 0, 1, 2, \dots \quad (\text{E.5})$$

and choose a mid-point discretization for $F^i(\mathbf{p})$ [Ris96]

$$F_n^i(\mathbf{p}) = F^i \left[\frac{\mathbf{p}_n + \mathbf{p}_{n+1}}{2} \right]. \quad (\text{E.6})$$

The discretized Langevin equation reads then

$$\mathbf{x}_{n+1} = \mathbf{x}_n + \frac{\mathbf{p}_n}{m_D} \delta t, \quad (\text{E.7})$$

$$\mathbf{p}_{n+1} = \mathbf{p}_n - \mathbf{F}_n \delta t + \mathbf{L}_n \delta t, \quad (\text{E.8})$$

with a time average over the random noise

$$L_n^i = \frac{1}{\delta t} \int_{t_n}^{t_{n+1}} dt \xi^i(t). \quad (\text{E.9})$$

From Eqs. (E.3) and (E.4), L_n^i verifies:

$$\langle L_n^i \rangle = 0, \quad (\text{E.10})$$

$$\langle L_n^i L_{n'}^j \rangle = \frac{\Gamma}{\delta t} \delta^{ij} \delta_{nn'}. \quad (\text{E.11})$$

(From this last relation one deduces that the variable $L_n^i \sim \mathcal{O}(\delta t^{-1/2})$).

The average $\langle \rangle$ is taken with respect to the probability associated with the stochastic process. Since the stochastic variables are positions and momenta, this probability is nothing but the one-particle classical distribution function, $f(t, \mathbf{x}, \mathbf{p})$. Averages are then computed by means of

$$\langle T(t) \rangle_{X,P} \equiv \int d\mathbf{x} d\mathbf{p} T(t, \mathbf{x}_n, \mathbf{p}_n) f(t, \mathbf{x}_n, \mathbf{p}_n), \quad (\text{E.12})$$

where $T(t, \mathbf{x}_n, \mathbf{p}_n)$ is any function of the stochastic variables and time.

In the Fokker-Planck equation we look for the time evolution of the distribution function itself, so we need to calculate the probability that a particle at time t_{n+1} is at \mathbf{x}, \mathbf{p}

$$f(t_{n+1}, \mathbf{x}, \mathbf{p}) = \langle \delta^{(3)}(\mathbf{x}_{n+1} - \mathbf{x}) \delta^{(3)}(\mathbf{p}_{n+1} - \mathbf{p}) \rangle, \quad (\text{E.13})$$

from the distribution function at a prior time.

We introduce the discretized Langevin equation inside the deltas in (E.13):

$$\delta(\mathbf{x}_{n+1} - \mathbf{x}) = \delta(\mathbf{x}_n - \mathbf{x} + \frac{\mathbf{p}_n}{m_D} \delta t), \quad (\text{E.14})$$

$$\delta(\mathbf{p}_{n+1} - \mathbf{p}) = \delta(\mathbf{p}_n - \mathbf{p} + [\mathbf{F}_n + \mathbf{L}_n] \delta t). \quad (\text{E.15})$$

Expanding the deltas up to $\mathcal{O}(\delta t)$,

$$\delta(x_{n+1}^i - x^i) = \delta(x_n^i - x^i) + \sum_j \frac{\partial}{\partial x_n^j} \delta(x_n^i - x^i) \frac{p_n^j}{m_D} \delta t, \quad (\text{E.16})$$

$$\begin{aligned} \delta(p_{n+1}^i - p^i) &= \delta(p_n^i - p^i) + \sum_j \frac{\partial}{\partial p_n^j} \delta(p_n^i - p^i) [F^j(p_n) + L_n^j] \delta t \\ &\quad + \frac{1}{2} \sum_j \sum_k \frac{\partial^2}{\partial p_n^j \partial p_n^k} \delta(p_n^i - p^i) L_n^j L_n^k (\delta t)^2, \end{aligned} \quad (\text{E.17})$$

and introducing these expansions inside equation (E.13), we see that

$$\begin{aligned} f(t_{n+1}, \mathbf{x}, \mathbf{p}) &= \langle \delta^{(3)}(\mathbf{x}_n - \mathbf{x}) \delta^{(3)}(\mathbf{p}_n - \mathbf{p}) \rangle + \left\langle \sum_j \frac{\partial}{\partial x_n^j} \delta^{(3)}(\mathbf{x}_n - \mathbf{x}) p_n^j \delta^{(3)}(\mathbf{p}_n - \mathbf{p}) \right\rangle \frac{\delta t}{m_D} \\ &\quad + \langle \delta^{(3)}(\mathbf{x}_n - \mathbf{x}) \sum_j \frac{\partial}{\partial p_n^j} \delta^{(3)}(\mathbf{p}_n - \mathbf{p}) [L_n^j - F^j(p_n)] \rangle \delta t \\ &\quad + \frac{1}{2} \langle \delta^{(3)}(\mathbf{x}_n - \mathbf{x}) \sum_j \sum_k \frac{\partial^2}{\partial p_n^j \partial p_n^k} \delta^{(3)}(\mathbf{p}_n - \mathbf{p}) L_n^j L_n^k \rangle (\delta t)^2. \end{aligned}$$

In order to obtain $f(t_n, \mathbf{x}, \mathbf{p})$ in the left-hand side, we introduce the following identity

$$\delta^{(3)}(\mathbf{x}_n - \mathbf{x}) \delta^{(3)}(\mathbf{p}_n - \mathbf{p}) = \int d\mathbf{z} d\mathbf{q} \delta^{(3)}(\mathbf{x}_n - \mathbf{z}) \delta^{(3)}(\mathbf{z} - \mathbf{x}) \delta^{(3)}(\mathbf{p}_n - \mathbf{q}) \delta^{(3)}(\mathbf{q} - \mathbf{p}) \quad (\text{E.18})$$

and replace the definition in Eq. (E.13)

$$\langle \delta^{(3)}(\mathbf{x}_n - \mathbf{z}) \delta^{(3)}(\mathbf{p}_n - \mathbf{q}) \rangle = f(t_n, \mathbf{z}, \mathbf{q}). \quad (\text{E.19})$$

One obtains

$$\begin{aligned} f(t_{n+1}, \mathbf{x}, \mathbf{p}) &= \int d\mathbf{z} d\mathbf{q} \delta^{(3)}(\mathbf{z} - \mathbf{x}) \delta^{(3)}(\mathbf{q} - \mathbf{p}) f(t_n, \mathbf{z}, \mathbf{q}) \\ &\quad + \int d\mathbf{z} d\mathbf{q} \delta^{(3)}(\mathbf{q} - \mathbf{p}) \sum_i \frac{\partial}{\partial z^i} \delta^{(3)}(\mathbf{z} - \mathbf{x}) q^i f(t_n, \mathbf{z}, \mathbf{q}) \frac{\delta t}{m_D} \\ &\quad - \int d\mathbf{z} d\mathbf{q} \delta^{(3)}(\mathbf{z} - \mathbf{x}) \sum_i \frac{\partial}{\partial q^i} \delta^{(3)}(\mathbf{q} - \mathbf{p}) F^i(\mathbf{q}) f(t_n, \mathbf{z}, \mathbf{q}) \delta t \\ &\quad + \int d\mathbf{z} d\mathbf{q} \delta^{(3)}(\mathbf{z} - \mathbf{x}) \sum_{ij} \frac{\partial^2}{\partial q^i \partial q^j} \delta^{(3)}(\mathbf{q} - \mathbf{p}) \frac{\Gamma^{ij}(\mathbf{q})}{2} f(t_n, \mathbf{z}, \mathbf{q}) \delta t \end{aligned} \quad (\text{E.20})$$

where the average operation has been factorized because p_n^i only depend on $L_{n'}^i$, with $n' < n$.

Now integrate by parts and finally, over \mathbf{z} and \mathbf{q} :

$$\begin{aligned} f(\mathbf{x}, \mathbf{p}, t_{n+1}) &= f(t_n, \mathbf{x}, \mathbf{p}) - \frac{\mathbf{p}}{m_D} \cdot \frac{\partial}{\partial \mathbf{x}} f(t_n, \mathbf{x}, \mathbf{p}) \delta t + \sum_i \frac{\partial}{\partial p^i} F^i(\mathbf{p}) f(t_n, \mathbf{x}, \mathbf{p}) \delta t \\ &\quad + \frac{1}{2} \sum_{ij} \frac{\partial^2}{\partial p^i \partial p^j} \Gamma^{ij}(\mathbf{p}) f(t_n, \mathbf{x}, \mathbf{p}) \delta t. \end{aligned} \quad (\text{E.21})$$

We return to the continuum limit $\delta t \rightarrow 0$:

$$\frac{\partial f(t, \mathbf{x}, \mathbf{p})}{\partial t} + \frac{\mathbf{p}}{m_D} \frac{\partial}{\partial \mathbf{x}} f(t, \mathbf{x}, \mathbf{p}) = \sum_i \frac{\partial}{\partial p^i} F^i(\mathbf{p}) f(t, \mathbf{x}, \mathbf{p}) + \frac{1}{2} \sum_{ij} \frac{\partial^2}{\partial p^i \partial p^j} \Gamma^{ij}(\mathbf{p}) f(t, \mathbf{x}, \mathbf{p}) . \quad (\text{E.22})$$

Taking the average in space

$$\frac{\partial f_c(t, \mathbf{p})}{\partial t} = -\frac{\partial}{\partial p^i} [F^i(\mathbf{p}) f_c(t, \mathbf{p})] + \frac{1}{2} \frac{\partial^2}{\partial p^i \partial p^j} \Gamma_{ij}(\mathbf{p}) f_c(t, \mathbf{p}) , \quad (\text{E.23})$$

that coincides with the Fokker-Planck equation in Eq. (8.12). We see that the diffusion coefficients Γ_0 , Γ_1 , stem from the random force in the Langevin equations, and the drag coefficient from the deterministic friction force there.

In the static limit $\mathbf{p} \rightarrow 0$, we can solve the Langevin (or, in this limit also called Uhlenbeck-Orstein) equation

$$\frac{d\mathbf{p}}{dt} = -F\mathbf{p} + \xi(t) , \quad (\text{E.24})$$

whose solution is

$$\mathbf{p}(t) = \mathbf{p}_0 e^{-Ft} + e^{-Ft} \int_0^t d\tau e^{F\tau} \xi(\tau) . \quad (\text{E.25})$$

Taking the average one can see that due to the drag force, the friction term makes the particle eventually stop in the fluid's rest frame.

$$\langle \mathbf{p}(t) \rangle = \mathbf{p}_0 e^{-Ft} . \quad (\text{E.26})$$

The second of Hamilton's equations

$$\frac{d\mathbf{x}}{dt} = \frac{\mathbf{p}}{m_D} , \quad (\text{E.27})$$

is then solved by

$$\mathbf{x}(t) = \mathbf{x}_0 + \int_0^t d\tau \frac{\mathbf{p}(\tau)}{m_D} . \quad (\text{E.28})$$

Taking the average

$$\langle \mathbf{x}(t) \rangle = \mathbf{x}_0 + \frac{\mathbf{p}_0}{Fm_D} (1 - e^{-Ft}) . \quad (\text{E.29})$$

To make the connection with the spatial diffusion coefficient we can show the mean quadratic displacement of the Brownian particle ($r = \sqrt{x^2 + y^2 + z^2}$)

$$\langle (r(t) - r_0)^2 \rangle = \langle (x(t) - x_0)^2 + (y(t) - y_0)^2 + (z(t) - z_0)^2 \rangle , \quad (\text{E.30})$$

that, from Fick's diffusion law, is simply

$$\langle (r(t) - r_0)^2 \rangle = 6D_x t . \quad (\text{E.31})$$

From the averaged solution to Langevin's equation (E.28),

$$\langle (x(t) - x_0)^2 \rangle = \frac{1}{m_D^2} \int_0^t \int_0^t d\tau d\tau' \langle p^x(\tau) p^x(\tau') \rangle . \quad (\text{E.32})$$

With the help of (E.25) and (E.4) and carefully performing the integral [Ris96] one obtains the leading term of this expression when $t \gg F^{-1}$ as

$$\langle (x(t) - x_0)^2 \rangle = \frac{2\Gamma t}{m_D^2 F^2} , \quad (\text{E.33})$$

so that

$$D_x = \frac{\Gamma}{m_D^2 F^2} = \frac{T^2}{\Gamma} , \quad (\text{E.34})$$

where finally we have used Einstein's relation. Thus, the calculation of the momentum space diffusion coefficient Γ automatically entails an estimate for the space diffusion coefficient D_x .

Not all three coefficients $F(p^2)$, $\Gamma_0(p^2)$ and $\Gamma_1(p^2)$ appearing in the Fokker-Planck equation are independent, but rather related by a fluctuation-dissipation relation. Since we consider the p -dependence of the three coefficients, the fluctuation-dissipation relation will be momentum dependent, although we also expose the $p \rightarrow 0$ limit. A transparent procedure is to match the asymptotic solution of the Fokker-Planck equation to the thermal equilibrium distribution function, thus guaranteeing energy equipartition.

First of all, the Fokker-Planck equation can be written as an equation of continuity [LLP81]:

$$\frac{\partial f_c(t, \mathbf{p})}{\partial t} = - \frac{\partial}{\partial p_i} n_i , \quad (\text{E.35})$$

where

$$n_i \equiv -F_i(p^2) f_c(t, \mathbf{p}) - \frac{\partial}{\partial p_j} [\Gamma_{ij}(p^2) f_c(t, \mathbf{p})] \quad (\text{E.36})$$

is the particle flux density in momentum space. At statistical equilibrium, this flux is zero, and the equilibrium distribution function is the Bose-Einstein function,

$$f_c \sim \frac{1}{e^{-p^2/2MT} - 1} . \quad (\text{E.37})$$

Employing the approximation $1 + f_c \approx 1$, valid for small charm-quark number, one can obtain

$$F_i(p^2) + \frac{\partial \Gamma_{ij}(p^2)}{\partial p_j} = \frac{1}{MT} \Gamma_{ij}(p^2) p_j . \quad (\text{E.38})$$

This momentum-dependent fluctuation-dissipation relation can be recast for the functions $F(p^2)$, $\Gamma_0(p^2)$ and $\Gamma_1(p^2)$ as:

$$F(p^2) + \frac{1}{p} \frac{\partial \Gamma_1(p^2)}{\partial p} + \frac{2}{p^2} [\Gamma_1(p^2) - \Gamma_0(p^2)] = \frac{\Gamma_1(p^2)}{MT} . \quad (\text{E.39})$$

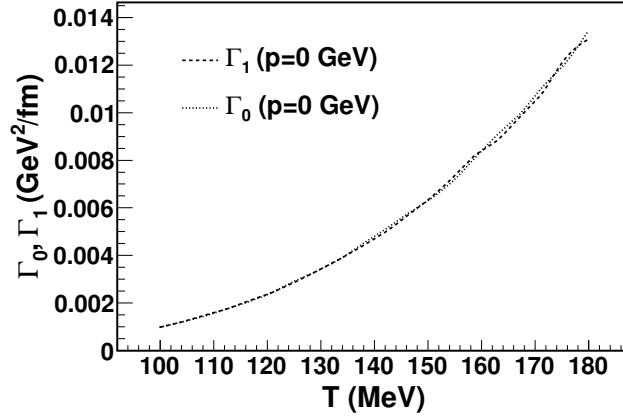


Figure E.1: Momentum-space transport coefficients as function of temperature. Dotted: $\Gamma_0(p^2 \rightarrow 0)$. Dashed: $\Gamma_1(p^2 \rightarrow 0)$. The very good agreement in our computer programme, as appropriate in this limit, makes the curves barely distinguishable.

For low-momentum charm quarks, $\Gamma_1(p^2), \Gamma_0(p^2) \rightarrow \Gamma$, $F(p^2) \rightarrow F$. We then recover the well known Einstein relationship

$$F = \frac{\Gamma}{MT} . \quad (\text{E.40})$$

Thus, in the static limit two coefficients take the same value and the third is obtained from them by Eq. (E.40), and we are left with only one independent diffusion coefficient.

The equality of the two Γ coefficients in the limit of zero momentum is numerically checked in Figs. E.1 and E.2.

The Langevin equation also allows us to directly obtain the classical interpretation of F as a loss of energy per unit length. Ignoring the fluctuating force,

$$\frac{d\gamma m \mathbf{v}}{dt} = -\mathbf{F} \quad (\text{E.41})$$

can be multiplied by \mathbf{v} to yield

$$\frac{dm\gamma}{dt} = -\mathbf{F} \cdot \mathbf{v} \quad (\text{E.42})$$

and remembering that $\mathbf{F} = F\mathbf{p}$ in Eq. (8.13), the loss of energy per unit length is simply $F|\mathbf{p}|$, as in the nonrelativistic theory.

The loss of momentum per unit length can then be expressed as

$$\left| \frac{d\mathbf{p}}{dx} \right| = \left| \frac{d\mathbf{p}}{v dt} \right| = F E \quad (\text{E.43})$$

in terms of the energy and momentum of the charmed particle.

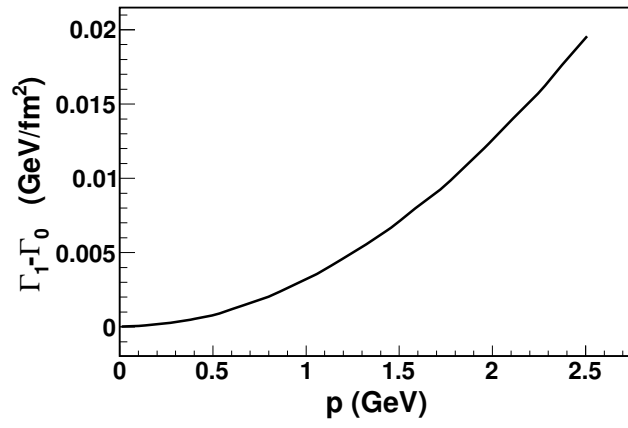


Figure E.2: Momentum-space transport coefficients as function of momentum at fixed temperature 150 MeV. The two coefficients converge at low p .

Appendix F

Numerical Evaluation of the Collision Integral

In this Appendix we summarize the numerical procedure to calculate the collision integrals in Eqs. (3.29), (4.32) and (5.46). An analogous integral in Eq. (7.33) appears for the strangeness diffusion coefficient. The only difference is that the masses of the incoming particles are different.

The one-dimensional integrations needed for the functions (3.19), (4.15) and (5.28) are estimated by a Gaussian quadrature method.

Consider the general multidimensional integral

$$\mathcal{C}_F = \int \prod_{i=1}^4 \frac{d^3 k_i}{(2\pi)^3 2E_i} \overline{|T|^2} (2\pi)^4 \delta^{(4)}(k_1 + k_2 - k_3 - p) F(k_1, k_2, k_3, p) , \quad (\text{F.1})$$

where $F(k_1, k_2, k_3, p)$ is an arbitrary function of the momenta (containing Bose-Einstein distribution functions). The three integrals in Eq. (8.16) are quite similar to that considered in (F.1) and the method to calculate them is analogous but somehow simpler as they do not include integration in p .

The masses of the particles will be denoted $m_1 = m_3 = m_\pi$ and $m_2 = m_p = m_K$, the case for $\pi - \pi$ dispersion is easily obtained by doing $m_K \rightarrow m_\pi$.

In principle, the integral (F.1) contains twelve integration variables but they will be reduced to five. We start by considering the total momentum and total energy variables.

$$\mathbf{K} = \mathbf{k}_1 + \mathbf{k}_2 = \mathbf{k}_3 + \mathbf{p} , \quad (\text{F.2})$$

$$W = E_1 + E_2 = E_3 + E_p . \quad (\text{F.3})$$

Without loss of generality take the direction of the total momentum along the OZ axis:

$$\mathbf{K} = (0, 0, K) . \quad (\text{F.4})$$

Then, take the outgoing momentum \mathbf{p} to be in the OZX plane, with a polar angle θ_p with respect to \mathbf{K} .

$$\mathbf{p} = (p \sin \theta_p, 0, p \cos \theta_p) . \quad (\text{F.5})$$

By momentum conservation the form of \mathbf{k}_3 is fixed

$$\mathbf{k}_3 = \mathbf{K} - \mathbf{p} = (-p \sin \theta_p, 0, K - p \cos \theta_p) . \quad (\text{F.6})$$

One of the incoming momenta, say \mathbf{k}_1 is completely arbitrary in space. We will call θ_1 and φ_1 to its polar and azimuthal angles, respectively.

$$\mathbf{k}_1 = (k_1 \sin \theta_1 \cos \varphi_1, k_1 \sin \theta_1 \sin \varphi_1, k_1 \cos \theta_1) . \quad (\text{F.7})$$

Finally, the last momentum \mathbf{k}_2 is fixed by momentum conservation:

$$\mathbf{k}_2 = (-k_1 \sin \theta_1 \cos \varphi_1, -k_1 \sin \theta_1 \sin \varphi_1, K - k_1 \cos \theta_1) . \quad (\text{F.8})$$

Returning to the integral (F.1), let us change the integration variables from $(\mathbf{k}_3, \mathbf{p})$ to (\mathbf{K}, \mathbf{p}) . The Jacobian of this change of variables is one. Note that the Dirac's delta of three-momentum allows for a trivial integration of \mathbf{k}_2 . The integral reads

$$\mathcal{C}_F = \int d\mathbf{K} d\mathbf{k}_1 d\mathbf{p} \frac{1}{(2\pi)^{12} 16E_1 E_2 E_3 E_p} \overline{|T|^2} (2\pi)^4 \delta(E_1 + E_2 - E_3 - E_p) F(K, k_1, p) . \quad (\text{F.9})$$

Then perform the trivial integrations of the angular variables of \mathbf{K} and the integration over the azimuthal angle of \mathbf{p} :

$$\begin{aligned} \mathcal{C}_F = & \int dK K^2 (4\pi) dk_1 k_1^2 d(\cos \theta_1) d\varphi_1 dp p^2 d(\cos \theta_p) (2\pi) \\ & \times \frac{1}{(2\pi)^8 16E_1 E_2 E_3 E_p} \overline{|T|^2} \delta(E_1 + E_2 - E_3 - E_p) F(K, k_1, p) . \end{aligned} \quad (\text{F.10})$$

For simplicity, let us call $x_1 \equiv \cos \theta_1$ and $x_p \equiv \cos \theta_p$. The introduction of the total energy variable can help us to easily perform the two integrations over x_1 and x_p . The energy Dirac's delta is expressed as

$$\delta(E_1 + E_2 - E_3 - E_p) = \int dW \delta(W - E_1 - E_2) \delta(E_3 + E_p - W) . \quad (\text{F.11})$$

Using the properties of the Dirac's delta one can obtain

$$\delta(W - E_1 - E_2(x_1)) = \frac{E_2}{k_1 K} \delta(x_1 - x_1^0) , \quad (\text{F.12})$$

$$\delta(W - E_3(x_p) - E_p) = \frac{E_3}{p K} \delta(x_p - x_p^0) , \quad (\text{F.13})$$

where

$$x_1^0 = \frac{K^2 + W(2E_1 - W) + m_K^2 - m_\pi^2}{2k_1 K} , \quad (\text{F.14})$$

$$x_p^0 = \frac{K^2 + W(2E_p - W) - m_K^2 + m_\pi^2}{2p K} . \quad (\text{F.15})$$

Eq. (F.1) is reduced to a five-dimensional integral

$$\mathcal{C}_F = \frac{1}{(2\pi)^6} \frac{1}{8} \int dW dK dk_1 dp d\varphi_1 \frac{k_1 p}{E_1 E_p} \overline{|T|^2} F(K, k_1, p) . \quad (\text{F.16})$$

Finally, we show the relation with the Mandelstam variables (they enter in the expression of the amplitude squared $|T|^2$):

$$s = (E_1 + E_2)^2 - (\mathbf{k}_1 + \mathbf{k}_2)^2 = W^2 - K^2 , \quad (\text{F.17})$$

$$t = (E_1 - E_3)^2 - (\mathbf{k}_1 - \mathbf{k}_3)^2 = m_\pi^2 + m_K^2 - 2E_1 E_3 + 2k_1 k_3 y , \quad (\text{F.18})$$

$$u = 2m_K^2 + 2m_\pi^2 - t - s , \quad (\text{F.19})$$

where y is the cosine of the angle between \mathbf{k}_1 and \mathbf{k}_3 :

$$y = \frac{-p \cos \varphi_1 \sqrt{1 - (x_1^0)^2} \sqrt{1 - (x_p^0)^2}}{\sqrt{p^2 + K^2 - 2K p x_p^0}} . \quad (\text{F.20})$$

F.1 VEGAS

The resulting integral (F.16) is a five-dimensional over W, K, k_1, p and φ_1 whose integrand is a very complicated function of these variables. The easiest way to perform the integration is to use a Monte Carlo integration routine. In our case we use VEGAS [Lep78, Lep80]. In a nutshell, it is an adaptative Monte Carlo method to compute multidimensional integrations. It is adaptative in the sense that the integration mesh is dynamically modified after each iteration in a way that the random points concentrate where the integrand is maximum in absolute value.

Suppose that our integral is represented by

$$\mathcal{C}_F = \int_{\Omega} d^5 u f(\mathbf{u}) , \quad (\text{F.21})$$

where $\mathbf{u} = (W, K, k_1, p, \varphi_1)$ and Ω is the volume integral. The integral is approximated by a sum:

$$\mathcal{C}_F \simeq S = \frac{\Omega}{N} \sum_{i=1}^N \frac{f(\mathbf{u}_i)}{p(\mathbf{u}_i)} , \quad (\text{F.22})$$

where $p(\mathbf{u})$ is a probability density function normalized to unity:

$$\int_{\Omega} d^5 u p(\mathbf{u}) = 1 . \quad (\text{F.23})$$

After m iterations, where the number of random points N is doubled, there are successive approximations to the integral, S_j , $j = 1, \dots, m$. The weighted average corresponds to the estimate of the integral:

$$\mathcal{C}_F \simeq \frac{\sum_{j=1}^m \frac{S_j}{\sigma_j^2}}{\sum_{j=1}^m \frac{1}{\sigma_j^2}} , \quad (\text{F.24})$$

where σ_j^2 represents the variance of the S_j distribution. For large m it reads:

$$\sigma_j^2 \simeq \frac{1}{N-1} \left[\frac{\Omega^2}{N} \sum_{i=1}^N \left(\frac{f(\mathbf{u}_i)}{p(\mathbf{u}_i)} \right)^2 - S_j^2 \right] . \quad (\text{F.25})$$

The value σ_j measures the accuracy of S_j as an approximation for the integral \mathcal{C}_F . After each iteration the probability density function $p(\mathbf{u})$ is modified in order to reduce the magnitude of σ_j . Theoretically, this factor is minimized when the probability density function satisfies:

$$p(\mathbf{u}) = \frac{|f(\mathbf{u})|}{\int_{\Omega} d^5u |f(\mathbf{u})|} . \quad (\text{F.26})$$

Therefore the random points must be concentrated where the integrand is largest. More details of the VEGAS routine are given in [Lep78,Lep80].

Bibliography

- [A⁺04] S.S. Adler et al. Identified charged particle spectra and yields in Au+Au collisions at $\sqrt{s_{NN}} = 200$ GeV. *Phys.Rev.C*, 69:034909, 2004.
- [A⁺05] J. Adams et al. Distributions of charged hadrons associated with high transverse momentum particles in pp and Au + Au collisions at $\sqrt{s_{NN}} = 200$ GeV. *Phys.Rev.Lett.*, 95:152301, 2005. Data tables available at <http://www.star.bnl.gov/central/publications>.
- [A⁺08] A. Adare et al. Transverse momentum and centrality dependence of dihadron correlations in Au+Au collisions at $\sqrt{s_{NN}} = 200$ GeV: Jet-quenching and the response of partonic matter. *Phys.Rev.C*, 77:011901, 2008.
- [A⁺10] K. Aamodt et al. Elliptic flow of charged particles in Pb-Pb collisions at $\sqrt{s_{NN}} = 2.76$ TeV. *Phys.Rev.Lett.*, 105:252302, 2010.
- [A⁺11a] K. Aamodt et al. Centrality dependence of the charged-particle multiplicity density at mid-rapidity in Pb-Pb collisions at $\sqrt{s_{NN}} = 2.76$ TeV. *Phys.Rev.Lett.*, 106:032301, 2011.
- [A⁺11b] K. Aamodt et al. Harmonic decomposition of two-particle angular correlations in Pb-Pb collisions at $\sqrt{s_{NN}} = 2.76$ TeV. 2011. arXiv:nucl-ex/1109.2501.
- [A⁺11c] K. Aamodt et al. Suppression of charged particle production at large transverse momentum in central Pb-Pb collisions at $\sqrt{s_{NN}} = 2.76$ TeV. *Phys.Lett.B*, 696:30–39, 2011.
- [A⁺11d] K. Aamodt et al. Two-pion Bose-Einstein correlations in central Pb-Pb collisions at $\sqrt{s_{NN}} = 2.76$ TeV. *Phys.Lett.B*, 696:328–337, 2011.
- [A⁺11e] A. Adare et al. Measurements of higher-order flow harmonics in Au+Au collisions at $\sqrt{s_{NN}} = 200$ GeV. 2011. arXiv:1105.3928.

- [ABP99] J. Alexandre, V. Branchina, and J. Polonyi. Instability induced renormalization. *Phys.Lett.B*, 445:351–356, 1999.
- [ACLETR11] L.M. Abreu, D. Cabrera, F.J. Llanes-Estrada, and J.M. Torres-Rincon. Charm diffusion in a pion gas implementing unitarity, chiral and heavy quark symmetries. *Ann.of Phys.*, 326(10):2737–2772, 2011.
- [ADM06] P.B. Arnold, C. Dogan, and G.D. Moore. The bulk viscosity of high-temperature QCD. *Phys.Rev.D*, 74:085021, 2006.
- [AMP07] N. Armesto, L. McLerran, and C. Pajares. Long range forward-backward correlations and the color glass condensate. *Nucl.Phys.A*, 781:201–208, 2007.
- [AMY00] P.B. Arnold, G.D. Moore, and L.G. Yaffe. Transport coefficients in high temperature gauge theories. 1. Leading log results. *JHEP*, 0011:001, 2000.
- [AMY03] P.B. Arnold, G.D. Moore, and L.G. Yaffe. Transport coefficients in high temperature gauge theories. 2. Beyond leading log. *JHEP*, 0305:051, 2003.
- [App11] H. Appelshauser. Particle production at large transverse momentum with ALICE. *J.Phys.G*, 38:124014, 2011.
- [AR04] G. Aarts and J.M. Martinez Resco. Shear viscosity in the O(N) model. *JHEP*, 0402:061, 2004.
- [AR10] B. Alver and G. Roland. Collision geometry fluctuations and triangular flow in heavy-ion collisions. *Phys.Rev.C*, 81:054905, 2010.
- [Ber89] G.F. Bertsch. Pion interferometry as a probe of the plasma. *Nucl.Phys.A*, 498:173C–180C, 1989.
- [BGK54] P.L. Bhatnagar, E.P. Gross, and M. Krook. A model for collision processes in gases. 1. Small amplitude processes in charged and neutral one-component systems. *Phys.Rev.*, 94:511–525, 1954.
- [Bil11] A. Bilandzic. Anisotropic flow of charged particles at $\sqrt{s_{NN}} = 2.76$ TeV measured with the ALICE detector. *J.Phys.G*, 38:124052, 2011.
- [Bjo83] J.D. Bjorken. Highly relativistic nucleus-nucleus collisions: The central rapidity region. *Phys.Rev.D*, 27:140–151, 1983.
- [Boz11a] P. Bozek. Components of the elliptic flow in Pb-Pb collisions at $\sqrt{s_{NN}} = 2.76$ TeV. *Phys.Lett.B*, 699:283–286, 2011.
- [Boz11b] P. Bozek. Modeling global event properties using hydrodynamics from RHIC to LHC. 2011. arXiv:1109.3878.

- [Boz11c] P. Bozek. Spectra, flow and HBT in Pb-Pb collisions at the LHC. *J.Phys.G*, 38:124043, 2011.
- [CC91] S. Chapman and T.G. Cowling. *The mathematical theory of non-uniform gases*. Cambridge University Press, 1991.
- [CF74] F. Cooper and G. Frye. Comment on the single particle distribution in the hydrodynamic and statistical thermodynamic models of multiparticle production. *Phys.Rev.D*, 10:186, 1974.
- [CKM06] L.P. Csernai, J.I. Kapusta, and L.D. McLerran. On the strongly-interacting low-viscosity matter created in relativistic nuclear collisions. *Phys.Rev.Lett.*, 97:152303, 2006.
- [CN07] J. Chen and E. Nakano. Shear viscosity to entropy density ratio of QCD below the deconfinement temperature. *Phys.Lett.B*, 647:371–375, 2007.
- [Col11] ALICE Collaboration. Higher harmonic anisotropic flow measurements of charged particles in Pb-Pb collisions at $\sqrt{s_{NN}} = 2.76$ TeV. *Phys.Rev.Lett.*, 107:032301, 2011.
- [CW51] H.B. Callen and T.A. Welton. Irreversibility and generalized noise. *Phys. Rev.*, 83:34–40, 1951.
- [Dav96] D. Davesne. Transport coefficients of a hot pion gas. *Phys.Rev.C*, 53:3069–3084, 1996.
- [DB09] N. Demir and S.A. Bass. Shear-viscosity to entropy-density ratio of a relativistic hadron gas. *Phys. Rev. Lett.*, 102(17):172302, 2009.
- [DG85] P. Danielewicz and M. Gyulassy. Dissipative phenomena in quark gluon plasmas. *Phys.Rev.D*, 31:53–62, 1985.
- [DGNMP97] A. Dobado, A. Gomez-Nicola, A.L. Maroto, and J.R. Pelaez. *Effective Lagrangians for the standard model*. Springer-Verlag, 1997.
- [DHT90] A. Dobado, M.J. Herrero, and T.N. Truong. Unitarized chiral perturbation theory for elastic pion-pion scattering. *Phys.Lett.B*, 235:134, 1990.
- [DLE04] A. Dobado and F.J. Llanes-Estrada. Viscosity of meson matter. *Phys.Rev.D*, 69(11):116004, 2004.
- [DLER07] A. Dobado, F. J. Llanes-Estrada, and J. M. Torres Rincon. Heat conductivity of a pion gas. 2007. arXiv:hep-ph/0702130.
- [DLER08] A. Dobado, F.J. Llanes-Estrada, and J.M. Torres Rincon. The status of the KSS bound and its possible violations (How perfect can a fluid be?). *AIP Conf. Proc.*, 1031:221–231, 2008.

- [DLETR09a] A. Dobado, F.J. Llanes-Estrada, and J.M. Torres-Rincon. η/s and phase transitions. *Phys.Rev.D*, 79:014002, 2009.
- [DLETR09b] A. Dobado, F.J. Llanes-Estrada, and J.M. Torres-Rincon. Minimum of η/s and the phase transition of the linear sigma model in the large- N limit. *Phys.Rev.D*, 80:114015, 2009.
- [DLETR11a] A. Dobado, F. J. Llanes-Estrada, and J.M. Torres-Rincon. Bulk viscosity of low-temperature strongly interacting matter. *Phys.Lett.B*, 702:43–48, 2011.
- [DLETR11b] A. Dobado, F.J. Llanes-Estrada, and J.M. Torres-Rincon. Bulk viscosity and energy-momentum correlations in high energy hadron collisions. 2011. arXiv:1101.1801.
- [DM95] A. Dobado and J. Morales. Pion mass effects in the large N limit of ChPT. *Phys.Rev.D*, 52:2878–2890, 1995.
- [DP93] A. Dobado and J.R. Pelaez. A global fit of $\pi\pi$ and πK elastic scattering in ChPT with dispersion relations. *Phys.Rev.D*, 47:4883–4888, 1993.
- [DP97] A. Dobado and J.R. Pelaez. The inverse amplitude method in chiral perturbation theory. *Phys.Rev.D*, 56:3057–3073, 1997.
- [DS11] K. Dusling and T. Schaefer. Bulk viscosity, particle spectra and flow in heavy-ion collisions. 2011. arXiv:1109.5181.
- [DT08] K. Dusling and D. Teaney. Simulating elliptic flow with viscous hydrodynamics. *Phys.Rev.C*, 77:034905, 2008.
- [EM74] P. Estabrooks and A.D. Martin. $\pi\pi$ phase shift analysis below the $K-\bar{K}$ threshold. *Nucl.Phys.B*, 79:301, 1974.
- [FFN09] D. Fernandez-Fraile and A. Gomez Nicola. Bulk viscosity and the conformal anomaly in the pion gas. *Phys.Rev.Lett.*, 102:121601, 2009.
- [GAA06] S. Gavin and M. Abdel-Aziz. Measuring shear viscosity using transverse momentum correlations in relativistic nuclear collisions. *Phys.Rev.Lett.*, 97:162302, 2006.
- [GAA07] S. Gavin and M. Abdel-Aziz. Measuring shear viscosity using correlations. *Braz.J.Phys.*, 37:1023–1030, 2007.
- [Gav85] S. Gavin. Transport coefficients in ultrarelativistic heavy ion collisions. *Nucl.Phys.A*, 435:826–843, 1985.
- [GDSA11] S. Ghosh, S.K. Das, S. Sarkar, and J. Alam. Dragging D mesons by hot hadrons. *Phys.Rev.D*, 84:011503, 2011.

- [GHM09] F.K. Guo, C. Hanhart, and U.-G. Meissner. Interactions between heavy mesons and Goldstone bosons from chiral dynamics. *Eur.Phys.J. A*, 40:171–179, 2009.
- [GIJMV10] F. Gelis, E. Iancu, J. Jalilian-Marian, and R. Venugopalan. The color glass condensate. *Ann.Rev.Nucl.Part.Sci.*, 60:463–489, 2010.
- [GKMCW10] L.S. Geng, N. Kaiser, J. Martin-Camalich, and W. Weise. Low-energy interactions of Nambu-Goldstone bosons with D mesons in covariant chiral perturbation theory. *Phys.Rev.D*, 82:054022, 2010.
- [GL84] J. Gasser and H. Leutwyler. Chiral perturbation theory to one loop. *Ann.Phys.*, 158:142, 1984.
- [GO07] D. Gamermann and E. Oset. Axial resonances in the open and hidden charm sectors. *Eur.Phys.J. A*, 33:119–131, 2007.
- [Gra11] J.L. Gramling. Two-pion Bose-Einstein correlations in Pb-Pb collisions at $\sqrt{s_{NN}} = 2.76$ TeV measured with the ALICE experiment. 2011. arXiv:nucl-ex/1109.5366.
- [GS03] V. Garzó and A. Santos. *Kinetic theory of gases in shear flows: nonlinear transport*, volume 131. Springer Netherlands, 2003.
- [GvLvW80] S.R. De Groot, W.A. van Leeuwen, and C.G. van Weert. *Relativistic kinetic theory: principles and applications*. North-Holland, 1980.
- [Hei04] U.W. Heinz. Concepts of heavy ion physics. pages 165–238, 2004. arXiv:hep-ph/0407360.
- [Hei09] U.W. Heinz. Early collective expansion: Relativistic hydrodynamics and the transport properties of QCD matter. 2009. arXiv:nucl-th/0901.4355.
- [HFR11] M. He, R.J. Fries, and R. Rapp. Thermal relaxation of charm in hadronic matter. *Phys.Lett.B*, 701:445–450, 2011.
- [HK85] A. Hosoya and K. Kajantie. Transport coefficients of QCD matter. *Nucl.Phys.B*, 250:666, 1985.
- [IS79] W. Israel and J.M. Stewart. Transient relativistic thermodynamics and kinetic theory. *Ann. Phys.*, 118:341–372, 1979.
- [Isr76] W. Israel. Nonstationary irreversible thermodynamics: A causal relativistic theory. *Ann. Phys.*, 100:310–331, 1976.
- [Jia11] J. Jia. Measurement of elliptic and higher order flow from ATLAS experiment at the LHC. *J.Phys.*, G38:124012, 2011.
- [Kel68] D.C. Kelly. Diffusion: A relativistic appraisal. *Am. J. Phys.*, 36:585, 1968.

- [KKT08] F. Karsch, D. Kharzeev, and K. Tuchin. Universal properties of bulk viscosity near the QCD phase transition. *Phys.Lett.B*, 663:217–221, 2008.
- [KSS05] P. Kovtun, D. T. Son, and A. O. Starinets. Viscosity in strongly interacting quantum field theories from black hole physics. *Phys.Rev.Lett.*, 94:111601, 2005.
- [L⁺74] M.J. Losty et al. A study of $\pi^-\pi^-$ scattering from π^-p interactions at 3.93-GeV/c. *Nucl.Phys.B*, 69:185–204, 1974.
- [Lai11] M. Laine. Heavy flavour kinetic equilibration in the confined phase. *JHEP*, 1104:124, 2011.
- [Lep78] G.P. Lepage. A new algorithm for adaptive multidimensional integration. *J.Comput.Phys.*, 27:192, 1978. Revised version.
- [Lep80] G.P. Lepage. VEGAS: An adaptive multidimensional integration program. 1980.
- [Li11] W. Li. Correlations and fluctuations measured by the CMS experiment in pp and PbPb. *J.Phys.G*, 38:124027, 2011.
- [Lib03] R.L. Liboff. *Kinetic theory: classical, quantum, and relativistic descriptions*. Springer Verlag, 2003.
- [LL84] L.D. Landau and E.M. Lifshitz. *Physique statistique, première partie. Cours de Physique Théorique, tome V*. MIR, 1984.
- [LL87] L.D. Landau and E.M. Lifshitz. *Fluid Mechanics. Course of Theoretical Physics vol 6*. Institute of Physical Problems, USSR Academy of Science, Moscow, Russia,, 1987.
- [LLP81] L.D. Landau, E.M. Lifshitz, and L.P. Pitaevskii. *Physical Kinetics. Course of Theoretical Physics, vol. 10*. Pergamon Press, Oxford, 1981.
- [LR02] J. Letessier and J. Rafelski. *Hadrons and quark-gluon plasma*, volume 18. Cambridge Univ Press, 2002.
- [LR08] M. Luzum and P. Romatschke. Conformal relativistic viscous hydrodynamics: Applications to RHIC results at $\sqrt{s} = 200$ GeV. *Phys.Rev.C*, 78:034915, 2008.
- [LS08] M.F.M. Lutz and M. Soyeur. Radiative and isospin-violating decays of $D(s)$ -mesons in the hadrogenesis conjecture. *Nucl.Phys.A*, 813:14–95, 2008.
- [Mal98] J.M. Maldacena. The large N limit of superconformal field theories and supergravity. *Adv. Theor. Math. Phys.*, 2:231–252, 1998.

- [MDLE05] C. Manuel, A. Dobado, and F.J. Llanes-Estrada. Shear viscosity in a CFL quark star. *JHEP*, 0509:076, 2005.
- [Mei93] U. G. Meissner. Recent developments in chiral perturbation theory. *Rept.Prog.Phys.*, 56:903–996, 1993.
- [MLE07] C. Manuel and F.J. Llanes-Estrada. Bulk viscosity in a cold CFL superfluid. *JCAP*, 0708:001, 2007.
- [Mro06] S. Mrowczynski. Instabilities driven equilibration of the quark-gluon plasma. *Acta Phys.Polon.B*, 37:427–454, 2006.
- [Mur07] A. Muronga. Relativistic dynamics of non-ideal fluids: Viscous and heat-conducting fluids. ii. Transport properties and microscopic description of relativistic nuclear matter. *Phys.Rev.C*, 76:014910, 2007.
- [N⁺10] K. Nakamura et al. Review of particle physics. *J.Phys.G*, 37:075021, 2010.
- [NDH⁺11] H. Niemi, G.S. Denicol, P. Huovinen, E. Molnar, and D.H. Rischke. Influence of the shear viscosity of the quark-gluon plasma on elliptic flow in ultrarelativistic heavy-ion collisions. *Phys.Rev.Lett.*, 106:212302, 2011.
- [Nic06] D. Fernandez-Fraile A. Gomez Nicola. The electrical conductivity of a pion gas. *Phys.Rev.D*, 73:045025, 2006.
- [NP02a] A. Gomez Nicola and J. R. Pelaez. Meson-meson scattering within one loop chiral perturbation theory and its unitarization. *Phys.Rev.D*, 65:054009, 2002.
- [NP02b] A. Gomez Nicola and J.R. Pelaez. Meson meson scattering within one loop chiral perturbation theory and its unitarization. *Phys.Rev.D*, 65:054009, 2002.
- [NPR08] A. Gomez Nicola, J.R. Pelaez, and G. Rios. The inverse amplitude method and Adler zeros. *Phys.Rev.D*, 77:056006, 2008.
- [Oll92] J.Y. Ollitrault. Anisotropy as a signature of transverse collective flow. *Phys.Rev.D*, 46:229–245, 1992.
- [OO97] J.A. Oller and E. Oset. Chiral symmetry amplitudes in the S wave isoscalar and isovector channels and the sigma, f0(980), a0(980) scalar mesons. *Nucl.Phys.A*, 620:438–456, 1997.
- [P⁺73] S.D. Protopopescu et al. $\pi\pi$ partial wave analysis from reactions $\pi + p \rightarrow \pi^+\pi^-\Delta^{++}$ and $\pi^+p \rightarrow K^+K^-\Delta^{++}$ at 7.1-GeV/c. *Phys.Rev.D*, 7:1279, 1973.

- [PG11] S. Plumari and V. Greco. Elliptic flow and shear viscosity within a transport approach from RHIC to LHC energy. 2011. arXiv:hep-ph/1110.2383.
- [PPVW93] M. Prakash, M. Prakash, R. Venugopalan, and G. Welke. Nonequilibrium properties of hadronic mixtures. *Phys. Rept.*, 227:321–366, 1993.
- [Pra86] S. Pratt. Pion interferometry of quark-gluon plasma. *Phys.Rev.D*, 33:1314–1327, 1986.
- [RC11] V. Roy and A.K. Chaudhuri. 2+1 dimensional hydrodynamics including bulk viscosity: a systematics study. 2011. arXiv:1109.1630.
- [Ris96] H. Risken. *The Fokker-Planck equation: Methods of solution and applications*, volume 18. Springer Verlag, 1996.
- [Rom10] P. Romatschke. New developments in relativistic viscous hydrodynamics. *Int.J.Mod.Phys. E*, 19:1–53, 2010.
- [ROS05] L. Roca, E. Oset, and J. Singh. Low lying axial-vector mesons as dynamically generated resonances. *Phys.Rev.D*, 72:014002, 2005.
- [RvH08] R. Rapp and H. van Hees. Heavy quark diffusion as a probe of the quark-gluon plasma. 2008. arXiv:hep-ph/0803.0901.
- [SAPE98] Y. Sinyukov, R. Lednicky S.V. Akkelin, J. Pluta, and B. Erazmus. Coulomb corrections for interferometry analysis of expanding hadron systems. *Phys.Lett.B*, 432:248–257, 1998.
- [Sch03] S. Scherer. Introduction to chiral perturbation theory. *Adv.Nucl.Phys.*, 27:277, 2003. To be edited by J.W. Negele and E. Vogt.
- [SH09] H. Song and U.W. Heinz. Extracting the QGP viscosity from RHIC data - A status report from viscous hydrodynamics. *J.Phys.G*, 36:064033, 2009.
- [SS06] D.T. Son and A.O. Starinets. Hydrodynamics of r-charged black holes. *JHEP*, 0603:052, 2006.
- [SSH93] E. Schnedermann, J. Sollfrank, and U.W. Heinz. Thermal phenomenology of hadrons from 200-A/GeV S+S collisions. *Phys.Rev.C*, 48:2462–2475, 1993.
- [ST09] T. Schafer and D.A. Teaney. Nearly perfect fluidity: From cold atomic gases to hot quark gluon plasmas. *Rept. Prog. Phys.*, 72:126001, 2009.
- [SU97] B. Svetitsky and A. Uziel. Passage of charmed particles through the mixed phase in high-energy heavy ion collisions. *Phys.Rev.D*, 55:2616–2623, 1997.

- [’t 74] G. ’t Hooft. A planar diagram theory for strong interactions. *Nucl.Phys.B*, 72:461, 1974.
- [Tea10] D.A. Teaney. Viscous hydrodynamics and the quark gluon plasma. *Quark-Gluon Plasma 4*, page 207, 2010.
- [Toi11] A. Toia. Bulk properties of Pb-Pb collisions at $\sqrt{s_{NN}} = 2.76$ TeV measured by ALICE. *J.Phys.G*, 38:124007, 2011.
- [TTM08] G. Torrieri, B. Tomasik, and I. Mishustin. Bulk viscosity driven clusterization of quark-gluon plasma and early freeze-out in relativistic heavy-ion collisions. *Phys.Rev.C*, 77:034903, 2008.
- [vHGR06] H. van Hees, V. Greco, and R. Rapp. Heavy-quark probes of the quark-gluon plasma at RHIC. *Phys.Rev.C*, 73:034913, 2006.
- [vK08] M.T.M. van Kessel. The path-integral approach to spontaneous symmetry breaking. 2008. Ph.D. Thesis (Advisor: prof. dr. R.H.P. Kleiss).
- [Wei66] S. Weinberg. Pion scattering lengths. *Phys.Rev.Lett.*, 17:616–621, 1966.
- [Wie08] U.A. Wiedemann. Heavy-ion collisions: Selected topics. lecture from the european school of high-energy physics. pages 277–306, 2008.
- [Wig32] E.P. Wigner. On the quantum correction for thermodynamic equilibrium. *Phys.Rev.*, 40:749–760, 1932.
- [WW87] E.J. Weinberg and A. Wu. Understanding complex perturbative effective potential. *Phys.Rev.D*, 36:2474, 1987.
- [YCC⁺92] T. Yan, H. Cheng, C. Cheung, G. Lin, et al. Heavy quark symmetry and chiral dynamics. *Phys.Rev.D*, 46:1148–1164, 1992.
- [YHM05] K. Yagi, T. Hatsuda, and Y. Miake. Quark-gluon plasma: From big bang to little bang. *Camb.Monogr.Part.Phys.Nucl.Phys.Cosmol.*, 23:1–446, 2005.

Index

- Γ -phase space, 31
- α_s thermal, 54, 66
- η meson, 91, 163
- n -particle distribution functions, 32
- s -quark, 91
- Stosszahlansatz*, 33

- AdS/CFT correspondence, 51, 118
- ALICE collaboration, 149
- Argon, 52
- auxiliary field method, 129
- average equilibrium hypothesis, 142, 144
- Avogadro's number, 53
- azimuthal angle, 4

- BBGKY hierarchy, 33
- BGK approximation, *see* relaxation-time approximation
- Boltzmann's H -theorem, 34, 83
- Bose-Einstein distribution function, 62
- Brownian particle, 99, 181, 184
- bulk viscosity, 23, 40, 59, 61, 65
 - from hydro codes, 24
 - in perturbative plasma, 66
 - measurement, 147
- BUU equation, 34, 36, 60, 64, 73, 80, 91, 101

- centrality, 6, 142
- CGC initial conditions, 22
- Chapman-Enskog expansion, 35, 36, 161, 177
- charm diffusion coefficients, 99, 103, 115
- charm drag coefficient, 99, 103, 115
- chiral perturbation theory, 49, 54, 163
- collision axis, 3
- compressibility, 39, 65
- conditions of fit, 40, 70, 72, 159
- conformal field theory, 51, 59
- continuity equation, 158
- Cooper-Frye prescription, 13
- correlation of stress-energy tensor, 143
- cumulant method, 19

- D mesons, 100
- detailed balance, 34
- diffusion coefficient
 - in space, 181
 - momentum, 181
- effective Lagrangian, 104
- effective potential, 128
 - convexity of, 128
- effective potential
 - imaginary part of, 128
- Einstein relation, 115
- Einstein's relation, 185
- electric field, 69, 78
- electrical conductivity, 69, 78, 80
- elliptic flow, 17, 20–22
- energy
 - per particle, 10
- energy density
 - of the fireball, 9
- energy equipartition theorem, 141
- energy flow, 71

- energy momentum tensor, 174
- energy-momentum tensor, 71, 157, 162
- enthalpy density, 71, 157
- entropy
 - per particle, 10
- entropy density, 23, 52, 53
 - of the fireball, 9
- entropy flow, 160
- equation of continuity, 159
- equation of state, 59
- ergodic hypothesis, 142
- Euler's equation, 38, 158
- event plane method, 18, 29
- Eyring's theory, 52

- Fermi gas, 52
- Fick's law, 177, 181
- flow coefficients, 17
- fluctuation-dissipation theorem, 141, 185
- Fokker-Planck equation, 91, 101, 103, 181, 185
- Fourier's law, 71, 161
- Fredholm's alternative, 64
- freeze-out
 - temperature, 11, 147
 - time, 14, 147
- freeze-out temperature, 15
- freeze-out time, 11, 146
- functional renormalization group, 129

- Gibbs ensemble, 142
- Glauber model, 7
 - initial conditions, 22
 - initial conditions, 8, 22, 23
- Goldstone bosons, 104
- Goldstone theorem, 133, 134

- hard-sphere approximation, 52
- HBT interferometry, 11, 147
- heat conductivity, 23, 40, 80
- heat flow, 70, 71
- heavy quark
 - energy loss, 104
 - momentum loss, 104
- Heisenberg uncertainty principle, 52

- helium-4, 52
- Helmholtz free energy, 53
- hydrodynamical simulations, 22
- hydrodynamics
 - second order, 23, 177

- impact parameter, 3, 6, 8, 16
- inverse amplitude method, 65
- isochorus speed of sound, 39

- kaon, 91, 163
- Knudsen number, 36
- KSS bound, 24, 54
- KSS coefficient, 43, 51

- Landau-Lifshitz condition of fit, *see* conditions of fit
- Langevin equation, 181, 182, 184–186
- lattice QCD, 60, 67, 165
- linear sigma model, 125
- Liouville equation, 32
- Lioville equation, 32
- Lorentz force, 78
- low energy constants, 96, 112, 165, 167, 171

- mass number, 2
- Maxwell construction, 129
- mean field approximation, 128
- midrapidity, 147

- Navier-Stokes equation, 23, 159, 160, 177
- normal solution, 36
- nuclear density distribution, 7
- nuclear thickness function, 7
- number of binary collisions, 8
- number of participants, 8

- Ohm's law, 78
- on-shell unitarization, 109

- partial amplitudes, 137
- particle flow, 71, 161
- partition function, 52
- phase space density, 32
- pion, 163

- pQCD, 54
- pressure, 52, 71, 157
- proper time, 157
- pseudorapidity, 146
 - fluid cell, 5
 - particle, 5
- quark-gluon plasma, 24, 118
- rapidity
 - fluid cell, 4
 - particle, 4
- reaction plane, 3, 17
- relaxation time, 83, 85, 89
- relaxation-time approximation, 83
 - energy-independent, 84
 - quadratic ansatz, 84, 87
- renormalization group, 129
- Reynolds number, 50
- S-matrix, 34
- scattering amplitudes, 171
- scattering amplitudes ($D\pi$ system), 106
- scattering length, 139
- second viscosity, *see* bulk viscosity
- shear viscosity, 23, 40
 - from hydro codes, 23
 - in the perturbative plasma, 54
- spatial diffusion coefficient, 99
- spatial eccentricity, 16
- specific heat, 39
- speed of sound
 - isochorus, 65
- spontaneous symmetry breaking, 125, 126
- strangeness, 91
- stress-energy tensor, 61, 177
 - correlations of, 142
 - fluctuations of, 142
- tadpole, 127
- thermal conductivity, 69, 72
- thermal susceptibilities, 39
- trace anomaly, 59
- transverse momentum, 4
- triangular flow, 17, 18
- two-body phase space, 110, 166
- unitarity, 109, 168, 171
- van der Waals equation, 53
- velocity, 157
 - fluid element, 3
- volume viscosity, *see* bulk viscosity
- Wiedemann-Franz law, 80
- Woods-Saxon potential, 7
- zero modes, 45, 60, 62, 64, 70, 73

Glossary

AdS/CFT	anti-de Sitter/conformal field theory correspondence, 51
BBGKY	Bogoliubov-Born-Green-Kyrkwood-Yvon, 33
BCS	Bardeen-Cooper-Schrieffer, 52
BEC	Bose-Einstein condensate, 52
BGK	Bhatnagar-Gross-Krook, 83
BUU	Boltzmann-Uehling-Uhlenbeck, 34
CGC	Color Glass Condensate, 22
ChPT	chiral perturbation theory, 49
CM	center of mass, 2
EP	event plane, 18
HBT	Hanbury-Brown-Twiss, 11
HQEF	heavy quark effective theory, 104
IAM	inverse amplitude method, 168
KSS	Kovtun-Son-Starinets, 24
$L\sigma M$	linear sigma model, 125
LHC	Large Hadron Collider, 1
LO	leading order, 106
NLO	next-to leading order, 106
QCD	quantum chromodynamics, 106
QGP	quark-gluon plasma, 24

RHIC	Relativistic Heavy Ion Collider, 1
RTA	relaxation time approximation, 83
SSB	spontaneous symmetry breaking, 125
VEV	vacuum expectation value, 126