

# Record statistics in random vectors and quantum chaos

Shashi C. L. Srivastava,<sup>1,\*</sup> Arul Lakshminarayan,<sup>2,†</sup> and Sudhir R. Jain<sup>3,‡</sup>

<sup>1</sup>*RIB Group, Variable Energy Cyclotron Centre, 1/AF Bidhan nagar, Kolkata 700 064, India*

<sup>2</sup>*Department of Physics, Indian Institute of Technology Madras, Chennai 600036, India*

<sup>3</sup>*Nuclear Physics Division, Bhabha Atomic Research Centre, Mumbai 400 085, India*

(Dated: June 4, 2019)

The record statistics of complex random states are analytically calculated, and shown that the probability of a record intensity is a Bernoulli process. The correlation due to normalization leads to a probability distribution of the records that is non-universal but tends to the Gumbel distribution asymptotically. The quantum standard map is used to study these statistics for the effect of correlations apart from normalization. It is seen that in the mixed phase space regime the number of intensity records is a power law in the dimensionality of the state as opposed to the logarithmic growth for random states.

The study of the statistics of extreme events plays a very important role in a variety of contexts from hydrology to climate change[1]. Records are extreme events in an indexed data set, and the success of the many books of records is a testimony of their fascination. Questions about how the records increase with time, or the number of records set are of natural interest in a variety of contexts from sports to rain fall [2], and a mathematical theory of records for i.i.d. random variables has developed [3, 4]. If  $\{x_t, t = 1, \dots, N\}$  is a finite time series, the first element,  $R_1$ , of the corresponding records series is  $x_1$  itself and at subsequent times  $t$  it will be  $R_t = \max(x_t, R_{t-1})$ . As  $x_t$  is a random variable, so is  $R_t$  and properties of this random variable is of interest.

Apart from the many statistical problems to which it naturally applies the theory of extremes has also been studied in the context of deterministic dynamical systems [6]. This article focusses on record statistics of random vectors and this is compared to the record statistics of eigenvectors of a quantized dynamical system, the standard map. For this purpose, we will derive the exact record statistics for complex random vectors which is correlated via the normalization. It is known that the eigenstate intensities in fully chaotic systems with no particular symmetries are conjectured to behave exactly as these random vectors subject only to a normalization constraint. These are also the statistical properties of eigenvectors of the classical ensembles of random matrix theory. For chaotic systems, the applicability of random matrix theory [7, 8] has been well appreciated for long [9].

One of the motivation of studying extreme value or record statistics in random states and quantum states is to see whether deviations arise for dynamical systems that have system specific origins, for example through wavefunction localization. On the other hand they may be interesting in themselves, for example the Tracy-Widom distribution [10], the distribution of the extreme eigenvalues, is relevant to finding the fraction of entangled states [11]. An earlier related work [12] studied the statistics of the maximum and minimum intensi-

ties in complex random states and in the quantum standard map. The present work simultaneously generalizes many results therein and studies interesting new quantities such as the number of records in a state, and the distribution of the *position* of the maximum. The “time-series” in which records are studied is simply the wavefunction itself. Thus if  $|\psi\rangle$  is a normalized state vector whose components in a complete orthonormal basis  $|n\rangle$  are  $\langle n|\psi\rangle$ , the “time-series” whose records we are interested in is simply  $x_n = |\langle n|\psi\rangle|^2$ ,  $n = 1, \dots, N$ , where  $N$  is the dimension of the Hilbert space. Thus the “time” in which the records are observed is not the real time, but could be some observable such as position or momentum. The question of records is then a matter of statistics of large intensities. As we study eigenvectors that could be random or scarred, the question of quantum unique ergodicity is also addressed.

Define the probability density for the record variable to be  $R$ , at time  $t$  as  $P(R, t)$ . The average record is given by  $\langle R_t \rangle = \int dR R P(R, t)$ . Let  $P(x_1, \dots, x_N)$  be the j.p.d.f. of  $N$  random variables. The probability that the record at time  $t$ ,  $R_t$ , is less than  $R$  is given by

$$Q(R, t) = \int_0^R dx_1 \dots dx_t P_t(x_1, \dots, x_t) \quad (1)$$

where  $P_t(x_1, \dots, x_t) = \int P(x_1, \dots, x_N) dx_{t+1} \dots dx_N$  is the marginal j.p.d.f. of the first  $t$  random variables. It follows that  $P(R, t) = dQ(R, t)/dR$ .

Components of normalized complex random vectors  $z_i = \langle n|\psi\rangle$ , have the j.p.d.f.:  $P(z_1, z_2, \dots, z_N) = (\Gamma(N)/\pi^N) \delta\left(\sum_{j=1}^N |z_j|^2 - 1\right)$ . These are also the distribution of the components of the eigenvectors of the GUE or CUE (Gaussian or Circular unitary ensembles) random matrices. It is the invariant uniform distribution under arbitrary unitary transformations on the  $2N - 1$  dimensional sphere. It is the unique such (Haar) measure on  $S^{2N-1}$ . The normalization provides correlation among the components that becomes weak for large  $N$ . The intensities  $x_i = |z_i|^2$  being the random variables of interest it is more useful to define the j.p.d.f. directly in

terms of these:

$$P(x_1, \dots, x_n; u) = \Gamma(N) \delta \left( \sum_{i=1}^N x_i - u \right), \quad (2)$$

where  $u$  is introduced for future immediate use, the actual j.p.d.f. corresponding to  $u = 1$ . Defining  $Q(R, t; u) =$

$$\int_0^R dx_1 \dots dx_t \int_0^\infty P(x_1, \dots, x_N; u) dx_{t+1} \dots dx_N, \quad (3)$$

leads to

$$\int_0^\infty e^{-su} Q(R, t; u) du = \frac{\Gamma(N)}{s^N} \sum_{m=0}^t (-1)^m \binom{t}{m} e^{-smR}. \quad (4)$$

Using the convolution theorem, and then setting  $u = 1$  in  $Q(R, t; u)$  gives

$$Q(R, t) = \sum_{m=0}^t (-1)^m \binom{t}{m} (1 - mR)^{N-1} \Theta(1 - mR), \quad (5)$$

Hence  $P(R, t) = \sum_{m=1}^t (-1)^{m+1} \binom{t}{m} m(N-1)(1 - mR)^{N-2} \Theta(1 - mR)$ , the probability density that the record is  $R$  at time  $t$ . Note that  $P(R, N)$  is the probability density that the maximum value of the entire data set is  $R$ , which was calculated for the case of random GUE vectors in [12] and therefore  $P(R, t)$  here is a generalization. The piecewise smooth probability distribution found there has a similar behaviour here.

It was shown in [12] that  $P(R, N)$  is Gumbel distributed asymptotically. In fact the generalization presented in Eq. (5) is also Gumbel distributed for large  $N$ , as for large  $N$  and large  $t \gg 1$

$$Q(R, t) \approx (1 - \exp(-NR))^t \approx \exp(-t \exp(-NR)). \quad (6)$$

Since the Gumbel distribution is of the form  $\exp(-\exp(-(x - a_N)/b_N))$  where  $a_N$  and  $b_N$  are the shift and scaling, it follows that for the records statistics the relevant parameters are  $a_N = \log(t)/N$  and  $b_N = 1/N$ . The shift generalizes from  $\log(N)/N$  for the maximum, while the scaling remains the same. The above form also appears in the limit when the correlations are ignored.

The average record as a function of time is  $\langle R(t) \rangle = 1 - \int_0^1 Q(R, t) dR =$

$$\frac{1}{N} \sum_{m=1}^t (-1)^{m+1} \frac{1}{m} \binom{t}{m} = \frac{H_t}{N} = \frac{1}{N} \sum_{k=1}^t \frac{1}{k}, \quad (7)$$

where  $H_t$  is a Harmonic number as defined above. Known asymptotics of the Harmonic numbers implies that

$$\langle R(t) \rangle = \frac{1}{N} \left( \gamma + \ln(t) + \frac{1}{2t} - \sum_{k=1}^{\infty} \frac{B_{2k}}{2k t^{2k}} \right), \quad (8)$$

where  $B_{2k}$  are Bernoulli numbers, and  $\gamma$  is the Euler-Mascheroni constant. Again, this presents a generalization of the average maximum intensity found in [12] which corresponds to  $t = N$ .

Other interesting quantities include the average number of records, the distribution of the lifetimes of the records, the probability that the last record (which is also the maximum) survives for a given time and so on. A remarkable well-known fact from the theory of records is that for i.i.d. variables these quantities are distribution-free, that is independent of the particular underlying distribution  $p(x)$  [5]. For example the average number of records  $\langle N_R \rangle = H_N \sim \log(N) + \gamma$  is indeed very small compared to the length  $N$  of the data set; typically records are rare events. These follow from a classic result [4, 5] that the probability of a record occurring at position  $j$  is  $1/j$ , independent of the past and future position of the records. In other words the probability of the position of the records is a Bernoulli process,  $\text{Ber}(1/j)$ .

It is not hard to prove, as is done now, that this result extends to the intensities of random states, although they are correlated by the normalization constraint. Let there be records at positions  $(j_1 = 1 < j_2 < \dots < j_m)$  and let  $I_{j_k} = 1$  if there is a record at  $j_k$  or 0 otherwise. Then the j.p.d.f.  $\text{Prob}(I_{j_1} = 1, I_{j_2} = 1, \dots, I_{j_m} = 1) =$

$$\int_{\mathcal{C}} P(x_1, \dots, x_N; u = 1) dx_1 \dots dx_N = \prod_{k=1}^m \frac{1}{j_k}. \quad (9)$$

Here  $\mathcal{C}$  is the set of constraints:  $0 \leq x_k \leq x_{j_2}, j_1 \leq k \leq j_2 - 1; 0 \leq x_k \leq x_{j_3}, j_2 \leq k \leq j_3 - 1; \dots, 0 \leq x_k \leq x_{j_m}, j_{m-1} \leq k \leq j_m - 1; 0 \leq x_k \leq 1, j_m \leq k \leq N$ . The above result follows on using the Laplace transform to free the constraint in Eq. (2). However this is the result for i.i.d. random variables, and implies that the occurrence of a record at  $j_k$  is an independent process, as the above is valid for all arbitrary choices of the locations  $j_k$ . Hence  $\text{Prob}(I_j = 1) = 1/j$  and  $\text{Prob}(I_j = 0) = 1 - 1/j$ , in other words the process is  $\text{Ber}(1/j)$ .

The average number of records is thus

$$\langle N_R \rangle = \left\langle \sum_{j=1}^N I_j \right\rangle = \sum_{j=1}^N \frac{1}{j} = H_N, \quad (10)$$

while as a random variable  $N_R$  is a so-called Karamata-Stirling process. Such laws hold for a variety of disparate processes including the number of cycles in a random permutation of  $N$  objects, number of nodes in extreme side branch of random binary search trees etc. [13]. Being distribution-free, the number of records is a statistics that directly detects correlations. There are few analytical results for correlated variables, one notable exception being a random walk where it has been shown that the number of records grows much faster as  $\sqrt{N}$  while the probability that a record occurs at  $j$  decays as  $1/\sqrt{j}$  [14] rather than the i.i.d. and random states results of  $\log(N)$

and  $1/j$  respectively. In the case of the random walk the number of records is not a self-averaging quantity, the standard deviation being of the order of the mean.

The probability that the final record, which is the maximum in the entire data sequence, lasts for time  $m$  can also be simply calculated: denoted  $S_N(m) = P(I_N = 0, I_{N-1} = 0, \dots, I_{N-m+2} = 0, I_{N-m+1} = 1) = 1/N$ , it is (somewhat surprisingly) independent of  $m$ , and uniform. This implies that the *position* at which the maximum occurs is uniformly distributed. The implications of this for quantum chaotic wavefunctions where strong scarring effects of classical periodic orbits can affect the maxima of states is of natural interest.

Attention is now turned from random vectors to a quantum dynamical system that is chaotic in the classical limit. As the standard map is a simple dynamical system which has a well-studied transition to chaos through the usual route of smooth Hamiltonian systems it will be a good model to study. It also allows breaking parity and time-reversal symmetries through quantum phases and hence allows for studying GUE, GOE, (or CUE, COE), as well as intermediate statistics. The record statistics obtained here are compared with the statistical properties of eigenvectors of the following standard map [15], which is the Floquet operator in position basis of a kicked pendulum on a torus phase space:  $U_{nn'} =$

$$\frac{1}{N} \sum_{m=0}^{N-1} \exp \left[ -i\pi \frac{(m+\beta)^2}{N} + 2\pi i \frac{(m+\beta)}{N} (n-n') \right] \times \exp \left[ -i \frac{KN}{2\pi} \cos \frac{2\pi(n+\alpha)}{N} \right]. \quad (11)$$

Here the standard map (the area-preserving map:  $(q', p') = (q + p, p + (K/2\pi) \sin(2\pi q'))$ ) parameter is such that  $K = 0$  is an integrable model, and is in fact just a free rotor, while at  $K \approx 1$  the last KAM torus breaks allowing global diffusion in the momentum space. If the standard map is unfolded to a cylinder it displays normal diffusion in momentum for large enough  $K$ . When  $K \gg 5$ , the classical map is essentially fully chaotic. For such parameters this leads to quantum eigenstates which follow the CUE/GUE or COE/GOE results depending on the value of the phases  $\alpha$  and  $\beta$ . If  $\beta \neq 0$  and  $\alpha \neq 0, 1/2$  we can expect that both the time-reversal symmetry and parity symmetry is broken and the typical eigenstates would be like complex random states.

The dimensionality of the Hilbert space  $N$  is the inverse (scaled) Planck constant. Thus the “data” in this case are the various eigenfunctions and especially their intensities. The records, created in “time” are the peaks of the eigenfunctions that outdo all the intensities prior to it as we increase the index of the eigenfunction component. Clearly this can in general depend on the space in which the eigenfunctions are represented. Thus for small values of  $K$  we expect there to be many localized states in the momentum space while being nearly uni-

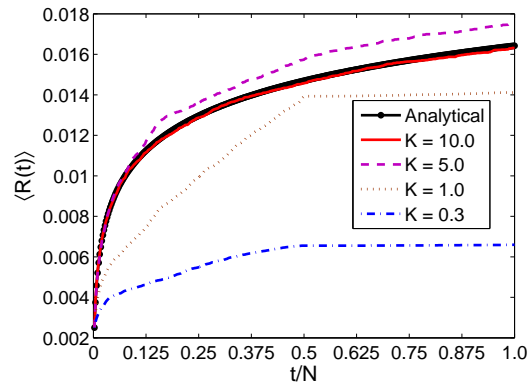


FIG. 1. The average record  $\langle R(t) \rangle$ , from the ensemble of eigenstates of the quantum standard map in the position representation. The parameters used are  $N = 400$  and  $K = 10$  (highly chaotic),  $K = 5$  (mostly chaotic),  $K = 1$  (mixed phase space), and  $K = 0.3$  (mostly regular). The analytical curve refers to the random state result in Eq. (8). In all cases  $\alpha = \beta = 0.25$ .

formly distributed in the position, and this will reflect in any studies of records or extremes. However for large  $K$ , position or momentum basis will be equivalent up to fluctuations.

The average record as a function of the index normalized by the dimension of the Hilbert space (which acts as “time” for these vectors) for various values of  $K$  is plotted in Fig. 1. While this agrees well with the random states result in the chaotic region, there are interesting deviations in the mixed phase space regime of  $K < 5$ . For example when  $K (= 0.3)$ , in the position space most of the records are set up by  $t/N = 0.5$  originating in the very weakly broken parity symmetry. There are significant deviations from the random state even for  $K = 5$ , while for  $K = 10$  these disappear. The momentum space average records (not shown here) are somewhat similar but mostly lie above the random state result and are not affected as much by the weakly broken parity symmetry due to their localization.

As has been previously discussed, the distribution of the record at “time”  $t$  is Gumbel for large  $N$  with appropriate shift and scaling. It is shown in Fig. 2 that indeed the record for eigenfunctions of the quantum standard map in the classically chaotic regime is Gumbel distributed; also plotted is the distribution for the “record” when  $t = N$  which refers to the maximum intensity, thus recovering the earlier results of [12]. For small  $N$  deviations from the Gumbel are seen when the exact result  $P(R, t)$  derived above is to be used; this is illustrated in the inset of this figure. The distribution of the position of the maximum in the position representation is shown in Fig. 3, where one can see a transition to the uniform distribution along with the classical transition to chaos.

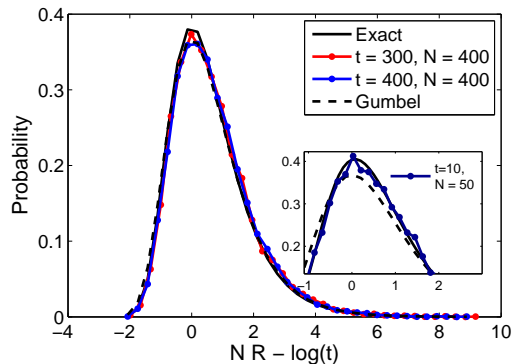


FIG. 2. The distribution of the records when the index is  $t$  for eigenfunctions of the quantum standard map with  $K = 10$ . After rescaling and a shift, the distributions are of the Gumbel type, except for small  $N$  (see inset) where deviations are seen and the exact formula for  $P(R, t)$  is to be used.

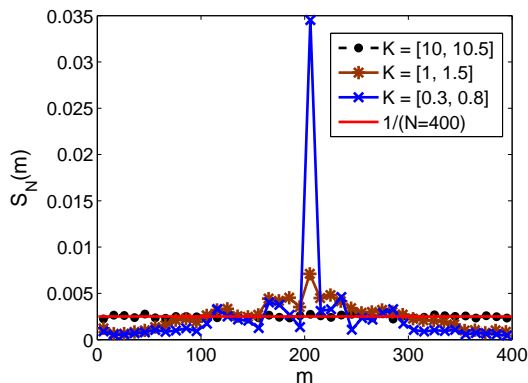


FIG. 3. The distribution of the position of the last record set, which is also the maximum, for eigenfunctions of the standard map with  $N = 400$  and for various values of  $K$ .

The sharp deviations from uniformity at lower  $K$  is dominated by the stable fixed point at  $(q = 1/2, p = 0)$ .

It has been shown above that for random  $N$ -dimensional vectors there are on the average  $\sim \log N + \gamma$  intensity records. While we can expect to see this for the standard map in the chaotic regime, the mixed and near-integrable regimes show marked departures and the correlations lead to results that are similar to random walks, with a power law scaling in  $N$  and the standard deviation of the number of records being the same order as the average, indicating non-stationarity. For very small  $K$  the number of records is simply of the order of  $N$  itself as the eigenfunctions are in the nature of smooth functions, but in a mixed phase space regime and  $K < 1$  a power law is clearly indicated. For instance for  $K = 0.7$ , the power-law exponent is  $0.89 \pm 0.02$ , while for  $K = 1.1$  it is  $0.33 \pm .08$ , and for larger  $K$  the transition to a loga-

rithmic law makes the exponents hard to estimate. The average number of records as a function of  $K$  is presented in Fig. 4, where the effects of the scaling in the mixed regime is seen as well. It is interesting that while both the momentum and position representation record numbers approximately converge after  $K \approx 2$ , it is only when  $K > 5$ , when there are tiny islands left, if at all, that they come to the random vector result.

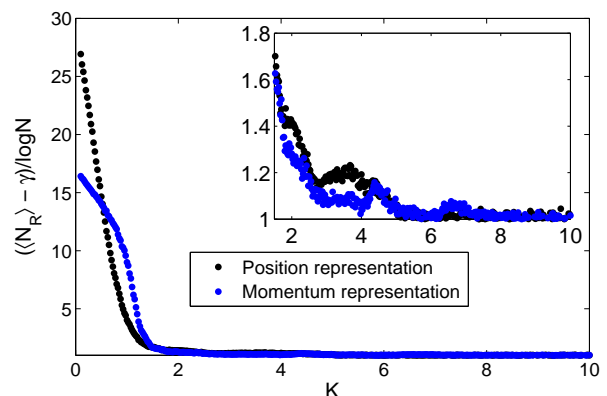


FIG. 4. An appropriately scaled and shifted average number of records  $\langle N_R \rangle$  vs  $K$  for the eigenfunctions of the quantum standard map with  $N = 400$ .

This Letter has derived results on record of intensities of correlated random vectors. Apart from deriving the average record, it has been shown that the probability that a record appears at an index  $j$  is a Bernoulli process that is the same as that for i.i.d. variables. The quantum standard map presents the scope of studying systems which possess increasingly complex spectrum with the system parameter,  $K$ . For a quantum system with random high-lying states, records' statistics found in the first part of the Letter applies. This corresponds to quantum unique ergodicity (QUE)[16], which is lost when some of the eigenvectors are scarred. The study of position of the last record set in case of standard map, parametrized by  $K$  suggests that beyond a certain value of  $K$ , the eigenvectors become like random vectors insofar as the records of intensities is concerned. Thus, with respect to  $K$ , quantum dynamics of the standard map makes a transition from non-QUE to QUE. This is also consistent with the finding where the number of records vs  $N$  goes through a transition from linear to algebraic to logarithmic, as  $K$  increases. Ergodicity implies that the position of the maximum intensity is uniformly distributed. Various extensions are possible - for higher dimensions, the theory of records has a multivariate extension [5]; the role of simultaneous breakdown of parity and time-reversal on records of intensities would be worth studying too.

---

\* shashi@vecc.gov.in

† arul@physics.iitm.ac.in

‡ srjain@barc.gov.in

- [1] E. J. Gumbel, *Statistics of Extremes* (Dover Publications Inc., New York, 2004); H. K. E. S. Albeverio, V. Jentsch, *Extreme Events in Nature and Society* (Springer, Berlin, 2006).
- [2] D. Gembris, J.G. Taylor and D. Suter, *Nature* 417, 506 (2002); R.M. Vogel, A. Zafirakou-Koulouris and N. C. Matalas, *Water Res. Research* 37, 1723(2001); S. Redner and M. R. Petersen, *Phys. Rev. E* 74, 061114 (2006).
- [3] N. Glick, *Amer. Math. Monthly* 85, 2 (1978); V.B. Nevzorov, *Theory Probab. Appl.* 32, 201 (1987).
- [4] A. Renyi, *Theorie des elements saillants d'une suite d'observations*, *Selected Papers of Alfred Renyi*, Volume 2, Academic Press, New York (1962).
- [5] B. C. Arnold, N. Balakrishnan, and H. N. Nagaraja, *Records* (John Wiley & Sons, New York, 1998).
- [6] C. Nicolis, V. Balakrishnan, and G. Nicolis, *Phys. Rev. Lett.* 97, 210602 (2006).
- [7] M. L. Mehta, *Random Matrices* (Third Edition) (Elsevier, Amsterdam, 2004).
- [8] T. A. Brody, J. Flores, J. B. French, P. A. Mello, A. Pandey, and S. S. M. Wong, *Rev. Mod. Phys.* 53, 385 (1981).
- [9] O. Bohigas, M. J. Giannoni, and C. Schmit, *Phys. Rev. Lett.* 52, 1 (1984).
- [10] C. A. Tracy and H. Widom, *Commun. Math. Phys.* 177, 727 (1996).
- [11] U. T. Bhosale, S. Tomsovic, A. Lakshminarayan, arXiv:1202.2982.
- [12] A. Lakshminarayan, S. Tomsovic, O. Bohigas, S. N. Majumdar, *Phys. Rev. Lett.* 100, 044103 (2008)
- [13] Z.-D. Bai, H.-K. Hwang, W.-Q. Liang, *Random Structures & Algorithms*, 13, 319 (1998).
- [14] S.N. Majumdar and R.M. Ziff, *Phys. Rev. Lett.* 101, 050601 (2008).
- [15] F. M. Izrailev, *Phys. Rep.* 196, 299 (1990).
- [16] T. Tao, *Structure and Randomness: pages from year one of a mathematical blog*, American Mathematical Society, 234 (2008).