

Evaluation of the neutron background in a direct WIMP detector with HPGe target using a reactor neutrino detector as a neutron veto system

XiangPan Ji, Ye Xu, JunSong Lin, Yulong Feng,
JunCheng Wang, QiKun Li, DanNing Di*

School of Physics, Nankai University, Tianjin 300071, China

Abstract

A direct WIMP (Weakly Interacting Massive Particle) detector with a neutron veto system is designed to better reject neutrons. An experimental configuration is studied in the present paper: 984 Ge modules are placed inside a reactor neutrino detector. The neutrino detector is used as a neutron veto device. The neutron background for the experimental design has been estimated using the Geant4 simulation. The results show that the neutron background can decrease to $O(0.01)$ events per year per tonne of high purity Germanium. If there is only a kind of WIMPs in the halo of our galaxy, we calculate the sensitivity to spin-independent WIMP-nucleon elastic scattering. An exposure of one tonne \times year could reach a cross-section of about 4×10^{-11} pb. Besides, we also discuss the possibility of that a dual-component dark matter scenario can be explored with the detector designed in the present paper.

Keywords: Dark matter, Neutron background, Neutrino detector, High purity germanium

PACS numbers: 95.35.+d, 95.55.Vj, 29.40.Mc

1 Introduction

It is indicated by seven year Wilkinson Microwave Anisotropy Probe data combined with measurements of baryon acoustic oscillations and Hubble constant that $\sim 83\%$ of the matter content in the Universe is non-baryonic dark matter [1, 2, 3]. Weakly Interacting Massive Particles (WIMPs) [4], predicted by extensions of the Standard Model of particle physics, are a well-motivated class of candidates for dark matter. They are distributed in the halo surrounding the Milky Way. WIMPs may be directly detected through measuring nuclear recoils in terrestrial detectors produced by their scattering off target nuclei [5, 6, 7]. The nuclear recoils is expected to have a roughly exponential energy distribution with a mean energy in a few tens of keV [6, 8, 9].

*Corresponding author, e-mail address: xuye76@nankai.edu.cn

In direct searches for WIMPs, there are three different methods used to detect the nuclear recoils, including collecting ionization, scintillation and heat signatures induced by them. The background of this detection is made up of electron recoils produced by γ and β scattering off electrons, and nuclear recoils produced by neutrons scattering elastically off target nucleus. It is very efficient discriminating nuclear recoils from electron recoils with pulse shape discrimination, hybrid measurements and so on. The rejection powers of these techniques can even reach 10^6 [10, 11]. For example, the CDMS-II [10] and EDELWEISS-II [12] experiments measure both ionization and heat signatures using cryogenic germanium detectors in order to discriminate between nuclear and electron recoils, and the XENON100 [13] and ZEPLIN-III [14] experiments measure both ionization and scintillation signatures using two-phase xenon detectors. However, it is very difficult to discriminate between nuclear recoils induced by WIMPs and by neutrons. This discrimination is one of the most important tasks in direct dark matter searches.

The cross-sections of neutron-nuclei interactions are much larger than those of WIMP-nuclei, so the multi-interactions between neutrons and detector components are applied to tag neutrons and thus separate WIMPs from neutrons. In the ZEPLIN-III experiment, the 0.5% Gadolinium (Gd) doped polypropylene is used as the neutron veto device, and its maximum tagging efficiency for neutrons reaches about 80% [15]. In Ref. [16], the 2% Gd-doped water is used as the neutron veto, and its neutron background can be reduced to 2.2 (1) events per year per tonne of liquid xenon (liquid argon). In our past work [17], the reactor neutrino detector with 1% Gd-doped liquid scintillator (Gd-LS) is used as the neutron veto system, and its neutron background can be reduced to about 0.3 per year per tonne of liquid xenon. These neutron background events are mainly from the spontaneous fission and (α, n) reactions due to ^{238}U and ^{232}Th in the photomultiplier tubes (PMTs) in the liquid xenon.

Because of its advantages of the low background rate, energy resolutions and low energy threshold, high purity Germanium (HPGe) is widely applied in dark matter experiments. It makes their neutron background much less than in the case of Xenon target that there are no PMTs in HPGe detectors. The feasibility of direct WIMPs detection with the neutron veto based on the neutrino detector had been validated in our past work[17]. So, in the present paper, a neutrino detector with Gd-LS (1% Gd-doped) is still used as a neutron-tagged device and WIMP detectors with HPGe targets(called Ge modules) are placed inside the Gd-LS. Here we designed an experimental configuration: 984 Ge modules are individually placed inside four reactor neutrino detector modules which are used as a neutron veto system. The experimental hall of the configuration is assumed to be located in an underground laboratory with a depth of 910 meter water equivalent (m.w.e.), which is similar to the far hall in the Daya Bay reactor neutrino experiment[18]. Collecting ionization signals is considered as the only method of the WIMPs detection in our work. The neutron background for this design are estimated using the Geant4 [19] simulation.

The basic detector layout will be described in the section 2. Some features of the simulation in our work will be described in the section 3. The neutron background of the experimental configuration will be estimated in the section 4. The other background, including mimic signals due to neutrino events, bulk electron recoil events and surface events in the HPGe targets, will be roughly estimated in the section 5. We will respectively discuss the detectabilities of only a kind of WIMPs and dual-components of WIMPs scenarios in the section 6.

2 Detector description

Four identical WIMP detectors with HPGe targets are individually placed inside four identical neutrino detector modules. The experimental hall of this experimental configuration is assumed to be located in an underground laboratory with a depth of 910 m.w.e., which is similar to the far hall in the Daya Bay reactor neutrino experiment. The detector is located in a cavern of $20 \times 20 \times 20 \text{ m}^3$. The four identical cylindrical neutrino modules (each 413.6 cm high and 393.6 cm in diameter) are immersed into a $13 \times 13 \times 8 \text{ m}^3$ water pool at a depth of 2.5 meters from the top of the pool and at a distance of 2.5 meters from each vertical surface of the pool. The detector configuration is shown in Fig.1.

Each neutrino module is partitioned into three enclosed zones. The innermost zone is filled with Gd-LS, which is surrounded by a zone filled with unload liquid scintillator (LS). The outermost zone is filled with transparent mineral oil[18]. 366 8-inch PMTs are mounted in the mineral oil. These PMTs are arranged in 8 rings of 30 PMTs on the lateral surface of the oil region, and 5 rings of 24, 18, 12, 6, 3 on the top and bottom caps.

Each WIMP detector (136.6 cm height, 75.8 cm in diameter) consists of two components: the upper component is a cooling system with liquid Nitrogen (30 cm height, 52.8 cm in diameter) and the lower one is an active target of 246 Ge modules arranged in 6 columns (each column includes 4 rings of 20, 14, 6, 1) inside a 0.5 cm thick copper vessel (83.6 cm height, 53.8 cm in diameter). Each Ge module is made up of a copper vessel and a HPGe target: there is a HPGe target (6.2 cm height, 6.2 cm in diameter, $\sim 1 \text{ kg}$) in a 0.1 cm thick copper vessel (12.6 cm height, 6.4 cm in diameter).

3 Some features of simulation

The Geant4 (version 8.2) package has been used in our simulations. The physics list in the simulations includes transportation processes, decay processes, low energy processes, electromagnetic interactions (multiple scattering processes, ionization processes, scintillation processes, optical processes, cherenkov processes, Bremsstrahlung processes, etc.) and hadronic interactions (lepton nuclear processes, fission processes, elastic scattering processes, inelastic scattering processes, capture processes, etc.). The cuts for the productions of gammas, electrons and positrons are 1 mm, 100 μm and 100 μm , respectively. The quenching factor is defined as the ratio of the detector response to nuclear and electron recoils. The Birks factor for protons in the Gd-LS is set to 0.01 $\text{g}/\text{cm}^2/\text{MeV}$, corresponding to the quenching factor 0.17 at 1 MeV, in our simulations.

4 Neutron background estimation

The recoil energies for WIMP interactions with Ge nuclei was set to a range from 10 keV to 100 keV[10] in this work. Proton recoils induced by neutrons and neutron-captured signals are used to tag neutrons which reach the Gd-LS. The energy deposition produced by proton recoils is close to a uniform distribution. Neutrons captured on Gd and H lead to a release of about 8 MeV and 2.2 MeV of γ particles, respectively. Due to the instrumental limitations of the Gd-LS, we assume neutrons will be tagged if their energy deposition in the Gd-LS is more than 1 MeV, corresponding to 0.17 MeVee (electron equivalent energy). In the Gd-LS, it

is difficult to distinguish signals induced by neutrons from electron recoils, which are caused by the radioactivities in the detector components and the surrounding rocks. But these radioactivities can be controlled to less than ~ 50 Hz according to the Daya Bay experiment[18]. If we assume a $100 \mu\text{s}$ for neutron tagging time window, the indistinguishable signals due to the radioactivities will result in a total dead time of less than 44 hours per year.

Neutrons are produced from the detector components and their surrounding rock. For the neutrons from the surrounding rock there are two origins: first by spontaneous fission and (α, n) reactions due to U and Th in the rock (these neutrons can be omitted because they are efficiently shielded, see Sec.4.2), and secondly by cosmic muon interactions with the surrounding rock.

We estimated the number of neutron background in the Ge target of one tonne. This number has been normalized to one year of data taking and are summarized in Tab.1.

4.1 Neutron background from detector components

Neutrons from the detector components are induced by (α, n) reactions due to U and Th. According to Mei et al.[20], the differential spectra of neutron yield can be expressed as

$$Y_i(E_n) = N_i \sum_j \frac{R_\alpha(E_j)}{S_i^m(E_j)} \int_0^{E_j} \frac{d\sigma(E_\alpha, E_n)}{dE_\alpha} dE_\alpha$$

where N_i is the total number of atoms for the i^{th} element in the host material, $R_\alpha(E_j)$ refers to the α -particle production rate for the decay with the energy E_j from ^{232}Th or ^{238}U decay chain, E_α refers to the α energy, E_n refers to the neutron energy, and S_i^m is the mass stopping power of the i^{th} element.

4.1.1 Neutrons from copper vessels

In the copper vessels, neutrons are produced by the U and Th contaminations and emitted with their average energy of 0.81 MeV[20]. Their total volume is about $5.4 \times 10^4 \text{ cm}^3$. The radioactive impurities Th can be reduced to 2.5×10^{-4} ppb in some copper samples[21]. If we conservatively assume a 0.001 ppb U/Th concentrations in the copper material[22], a rate of one neutron emitted per $4 \times 10^4 \text{ cm}^3$ per year is estimated[16]. Consequently, there are 1.3 neutrons produced by the all copper vessels per year.

The simulation result is summarized in Tab.1. 0.38 neutron events/(ton·yr) reach the HPGe targets and their energy deposition falls in the same range as that of the WIMP interactions (see Tab.1). As 0.01 of them are not tagged in the Gd-LS, these background events cannot be eliminated. The uncertainty of the neutron background from the copper vessels are from the binned neutron spectra in the Ref.[20]. But the neutron background errors from the statistical fluctuation (their relative errors are less than 1%) are too small to be taken into account.

4.1.2 Neutrons from other components

The U and Th contaminations in other detector components also contribute to the neutron background in our experiment setup. Neutrons from the Aluminum reflectors are emitted with the average energy of 1.96 MeV[20]. The U and Th

contaminations in the Carbon material are considered as the only neutron source in the Gd-LS/LS. Neutrons from the Gd-LS/LS are emitted with the average energy of 5.23 MeV[20]. The U and Th contaminations in the SiO_2 material are considered as the only neutron source in the PMTs in the oil. Neutrons from PMTs are emitted with the average energy of 2.68 MeV[20]. The U and Th contaminations in the Fe material are considered as the only neutron source in the stainless steel tanks. Neutrons from the stainless steel tanks are emitted with the average energy of 1.55 MeV[20]. We evaluated the neutron background from the above components using the Geant4 simulation. All the nuclear recoils in the HPGe targets, which is in the same range as that of the WIMP interactions, are tagged. The neutron background from these components can be ignored.

4.2 Neutron background from natural radioactivity in the surrounding rock

In the surrounding rock, almost all the neutrons due to natural radioactivity are below 10 MeV [16, 23]. Water can be used for shielding neutrons effectively, especially in the low energy range of less than 10 MeV [24]. The Ge detectors are surrounded by about 2.5 meters of water and more than 1 meter of Gd-LS/LS, so these shields can reduce the neutron contamination from the radioactivities to a negligible level.

4.3 Neutron background due to cosmic muons

Neutrons produced by cosmic muon interactions constitute an important background component for dark matter searches. These neutrons with a hard energy spectrum extending to several GeV energies, are able to travel far from produced vertices.

The total cosmogenic neutron flux at a depth of 910 m.w.e. is evaluated by a function of the depth for a site with a flat rock overburden [25], and it is $1.31 \times 10^{-7} \text{ cm}^{-2} \text{ s}^{-1}$. The energy spectrum (see Fig.2) and angular distribution of these neutrons are evaluated at the depth of 910 m.w.e. by the method in [25, 26]. The neutrons with the specified energy and angular distributions are sampled on the surface of the cavern, and the neutron interactions with the detector are simulated with the Geant4 package. Tab.1 shows that 30 neutron events/(ton·yr) reach the HPGe targets and their energy deposition is in the same range as that of the WIMP interactions. 0.3 of them are not tagged by the Gd-LS/LS. Muon veto systems can tag muons very effectively, thereby most cosmogenic neutrons can be rejected. For example, using the muon veto system, the neutron contamination level could be reduced by a factor of about 10[23]. In the Daya Bay experiment, the contamination level can even be reduced by a factor of more than 30[18]. We conservatively assume the neutron contamination level from cosmic muons decreases by a factor of 10 using a muon veto system. This could lead to the decrease of cosmogenic neutron contamination to 0.03 events/(ton·yr). The uncertainties of the cosmogenic neutron background in Tab.1 are from the statistical fluctuation.

5 Rough estimation of other background

Besides neutron background, the other background is from reactor neutrino events and electron recoils in the experimental design in the present paper. The contami-

nation caused by electron recoils consists of bulk electron recoil events and surface events.

5.1 Contamination due to reactor neutrino events

Since neutrino detectors are fairly close to nuclear reactors (about 2 kilometers away) in reactor neutrino experiments, a large number of reactor neutrinos will pass through the detectors, and nuclear recoils will be produced by neutrino elastic scattering off target nucleus in the Ge detectors. Although neutrinos may be a source of background for dark matter searches, they can be reduced to a negligible level by setting the recoil energy threshold of 10 keV[27]. Besides, nuclear recoils may also be produced by low energy neutrons produced by the inverse β -decay reaction $\bar{\nu}_e + p \rightarrow e^+ + n$. But their kinetic energies are almost below 100 keV[28], and their maximum energy deposition in the WIMP detectors is as large as a few keV. Thus the neutron contamination can be reduced to a negligible level by the energy threshold of 10 keV.

5.2 Contamination due to bulk electron recoils

In the present paper, only the cosmogenic isotopes ^{68}Ge and ^{60}Co produced by spallation in HPGe targets are considered as the electron recoil contamination in the bulks of the HPGe targets. The production rates of cosmogenic isotopes are a function relative to the cosmic-ray neutron flux[29]. The production rates of ^{68}Ge and ^{60}Co are ~ 1 and ~ 4 atoms per day per kilogram in the enriched germanium in an underground site at the depth of ~ 4000 m.w.e.[29], respectively. We roughly estimated that the production rates of ^{68}Ge and ^{60}Co are respectively about 160 and 640 atoms per day per kilogram at the depth of 910 m.w.e according to the comparison between the cosmic-ray neutron fluxes at the two different underground depth[25]. Considering the fact that the rejection power against electron recoils can reach $O(10^7)$ [10], we estimate that the bulk electron recoil contamination due to ^{68}Ge and ^{60}Co is less than 0.01 events/(ton·yr).

5.3 Contamination due to surface events

Surface events occur within a layer very close to the surface of a HPGe target. Because of their incomplete charge collection, they mimic nuclear recoils and then contribute to a important background component for direct dark matter detection with HPGe targets. According to the CDMS-II experiment[10], a rate of surface events is assumed to be about 0.25 per Ge module per day in the detector described above. If its rejection power against surface events can reach $\sim 10^6$ (this is the one expected by the SuperCDMS experiment[30]), the contamination due to surface events is roughly estimated to be ~ 0.1 events/(ton·yr).

6 Conclusion and discussion

The neutron background can be effectively suppressed the neutrino detector used as the neutron veto system in direct dark matter searches. Tab.1 shows the total neutron contamination are 0.04 events/(ton·yr). And compared to Ref.[17], it is reduced by a factor of about 8. If the electron recoils and surface event contamina-

tions are considered, the total background amounts to about 0.15 events/(ton·yr) and most of it is from the surface events in the HPGe targets.

To evaluate the detector capability of directly detecting dark matter, we assume a standard dark matter galactic halo[9], an energy resolution that amounts to 25% for the energy range of interest and 50% nuclear recoil acceptance.

If there is only a kind of WIMPs in the halo of our galaxy and no signals are significantly observed, a sensitivity to WIMP-nucleon spin-independent elastic scattering can be calculated via the same method as Ref.[31]. Our calculation shows that an exposure of one tonne \times year could reach a cross-section of about $4 \times 10^{-11} \text{pb}$ at the 90% confidence level (see Fig.3).

If there are two components of WIMPs in the halo of our galaxy, we will make the following discussion based on the method in Ref.[33]. There are the only two stable components of WIMPs χ_1 and χ_2 in the Universe. Their energy densities are Ω_{χ_1} and Ω_{χ_2} , respectively, and $\Omega_{DM} = \Omega_{\chi_1} + \Omega_{\chi_2}$ (Ω_{DM} is the total dark matter energy density). We define a ratio of the relic abundances of the two WIMPs species as $\omega = \Omega_{\chi_1}/\Omega_{\chi_2}$. If χ_1 is lighter than χ_2 , we define a parameter Δ corresponding to the relative mass splitting $\Delta = (m_{\chi_2} - m_{\chi_1})/m_{\chi_1}$.

Employing the various pair of values for Δ and ω (they are 0.1, 1 and 10, respectively), we evaluate that the different discriminations of the detector described above with 5 years of data acquisition. Our results can be obtained using the χ^2 criterion in Ref.[33] under the 90% confidence level (see Fig.4). In Fig.4, the different color regions stand for the different detection capabilities: the yellow ones stand for that WIMPs can be detected and two WIMPs species can be discriminated; the green ones stand for that WIMPs can be detected, but two WIMPs species can not be discriminated; the blue ones stand for that WIMPs can not be detected. Compared to Fig.3, Fig.4 shows that it is much more difficult that we search for dark matter particles with the direct detection if there are two components of WIMPs in the dark matter halo. Besides, Fig.4 shows that the discrimination between two WIMPs species suffers great limitation in the case of the small difference between their masses (see three top panels for $\Delta=0.1$). Large values of ω , that is dark matter is dominated by the light component, more likely lead to discrimination between two components of dark matter. For the HPGe detector described above, its best detection lies in a few tens of GeV range of m_{χ_1} , the mass of the light component. In the case of $\Delta=1$ and $\omega=10$, its detection and discrimination limits can reach $\sim 10^{-10} \text{pb}$ and $\sim 10^{-8} \text{pb}$, respectively.

References

- [1] N. Jarosik, et.al., ApJS, 192, 14 (2011)
- [2] W. J. Percival, et al., MNRAS, 401, 2148 (2010)
- [3] A. G. Riess, et al., ApJ, 699, 539 (2009)
- [4] G. Steigman and M. S. Turner, Nucl. Phys. B253, 375 (1985)
- [5] M. W. Goodman and E. Witten, Phys. Rev. D31, 3059 (1985)
- [6] G. Jungman, M. Kamionkowski, and K. Griest, Phys. Rep. 267, 195 (1996)
- [7] R. J. Gaitskell, Ann. Rev. Nucl. Part. Sci. 54, 315 (2004)

- [8] G. Bertone, D. Hooper and J. Silk, Phys. Rept. 405, 279 (2005)
- [9] J. D. Lewin and P. F. Smith, Astropart. Phys. 6, 87 (1996)
- [10] Z. Ahmed, et al., Science 327, 1619 (2010)
- [11] W.H.Lippincott, et al., Phys. Rev. C78, 035801 (2008)
- [12] E. Armengaud, et al., Phys. Lett. B702, 329 (2011)
- [13] E. Aprile, et al., Astropart. Phys. 35, 573 (2012)
- [14] D. Akimov, et al., Phys. Lett. B709, 14 (2012)
- [15] D. Akimov, et al., Astropart. Phys. 34, 151 (2010)
- [16] A. Bueno, M. C. Carmona and A. J. Melgarejo, JCAP. 08, 019 (2008).
- [17] Ye Xu, et al., JCAP06, 009 (2011)
- [18] Daya Bay Collaboration, arXiv:hep-ex/0701029v1
- [19] S. Agostinelli, et al., Nucl. Instru. Meth. A506, 250 (2003)
- [20] D. M. Mei, C. Zhang and A. Hime, Nucl. Instrum. Meth. A606, 651 (2009)
- [21] Marin E. Keillor, et al., J. Radioanal. Nucl. Chem. 282, 703-708 (2009)
- [22] D. S. Leonard, et al., Nucl. Instrum. Meth. A591, 490 (2008)
- [23] M. J. Carson, et al., Astropart. Phys. 21, 667 (2004)
- [24] J. M. Carmona, et al., Astropart. Phys. 21, 523 (2004)
- [25] D. M. Mei and A. Hime, Phys. Rev. D73, 053004 (2006)
- [26] Y.F.Wang, et al., Phys. Rev.D64, 013012 (2001)
- [27] Jocelyn Monroe and Peter Fisher, Phys. Rev. D76, 033007 (2007)
- [28] M. Apollonio, et al., CHOOZ Collaboration, Eur. Phys. J. C27, 331-374(2003), arXiv: hep-ex/0301017
- [29] F. T. Avignone, et al., Nucl. Phys. B(Proc.Suppl.), 28A, 280 (1992).
- [30] SuperCDMS Collaboration, Dark Matter in Astro- and Particle Physics: Proceedings of DARK 2004, 259-268, arXiv:astro-ph/0502435
- [31] G.J.Feldman and R.D.Cousins, Phys. Rev. D57, 3873 (1998)
- [32] <http://pisrv0.pit.physik.uni-tuebingen.de/darkmatter/limits/index.php>
- [33] S. Profumo, K. Sigurdson and L. Ubaldi, JCAP12,016 (2009)

	$10\text{keV} < E_{\text{recoil}} < 100\text{keV}$	Not Tagged
copper vessels	0.38 ± 0.07	0.01 ± 0.002
cosmic muons	30.0 ± 1.73	0.3 ± 0.17
muon veto	3.0 ± 0.55	0.03 ± 0.055
total(muon veto)	3.4 ± 0.55	0.04 ± 0.055

Tab. 1: Estimation of neutron background from different sources for an underground laboratory at a depth of 910 m.w.e. The column labeled " $10\text{keV} < E_{\text{recoil}} < 100\text{keV}$ " identifies the number of neutrons whose energy deposition in the Ge is in the same range as WIMP interactions. The column labeled "Not Tagged" identifies the number of neutrons which are misidentified as WIMP signatures (their energy deposition in the Ge is in the same range as WIMP interactions while their recoil energies in the Gd-LS/LS are less than the energy threshold of 1 MeV). The row labeled "copper vessel" identifies the number of neutrons from the copper vessels. The row labeled "cosmic muons" identifies the number of cosmogenic neutrons in the case of not using the muon veto system. The row labeled "muon veto" identifies the number of cosmogenic neutrons in the case of using the muon veto system. We assume that neutron contamination level from cosmic muons decreases by a factor of 10 using a muon veto system. Only the total background in the case of using the muon veto system is listed in this table. The terms after \pm are errors.

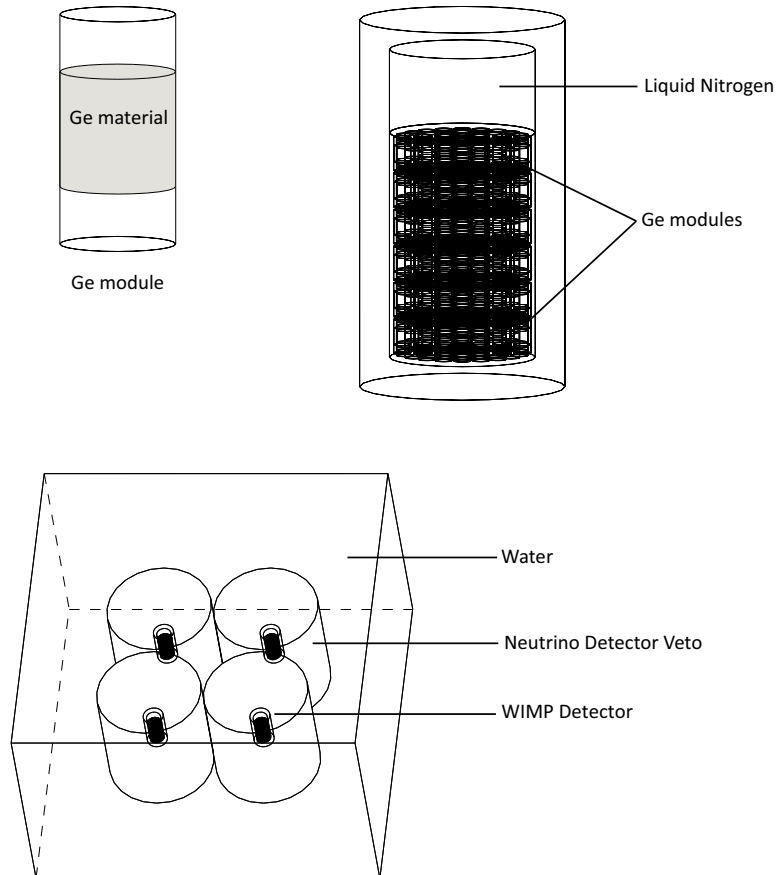


Fig. 1: Top left: Ge Module with HPGe material. Top right: WIMP detector with 246 Ge Modules. Bottom: four WIMP detectors individually placed inside four neutrino detectors in a water shield.

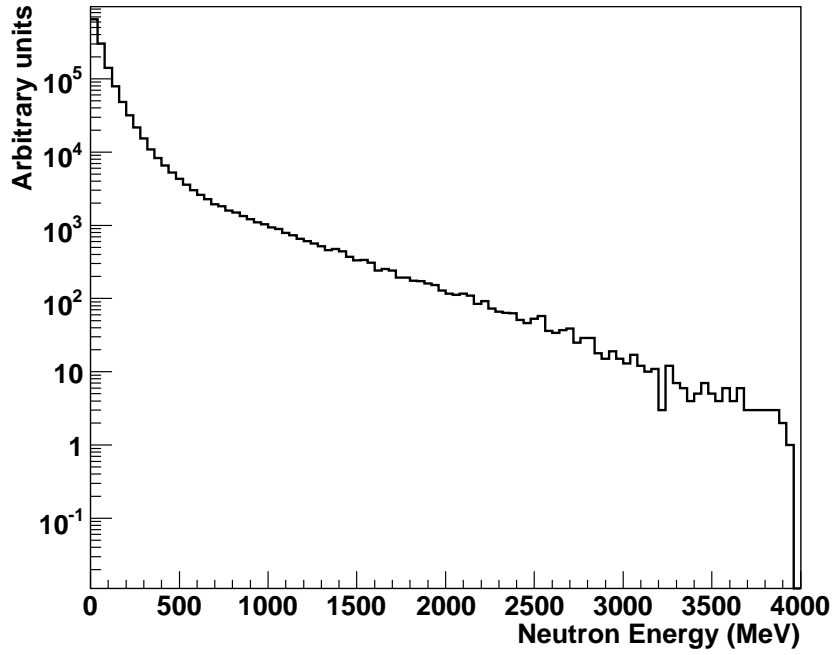


Fig. 2: The energy spectrum of cosmogenic neutrons at depth of 910 m.w.e.

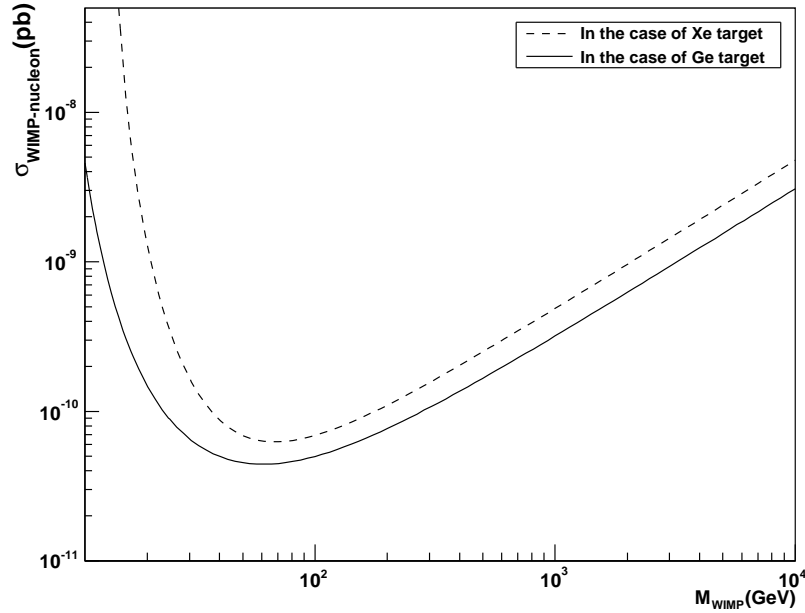


Fig. 3: We calculate the sensitivity to spin-independent WIMP-nucleon elastic scattering assuming an exposure of one tonne \times year. The calculation shows this exposure could reach a cross-section of about $4 \times 10^{-11} pb$ at the 90% confidence level. The tool from Ref.[32] has been used. The dashed line stands for the sensitivity in the case of the Xe detector with a neutron veto based on the neutrino detector[17]. The real line stands for the sensitivity in the case of the Ge detector with a neutron veto based on the neutrino detector.

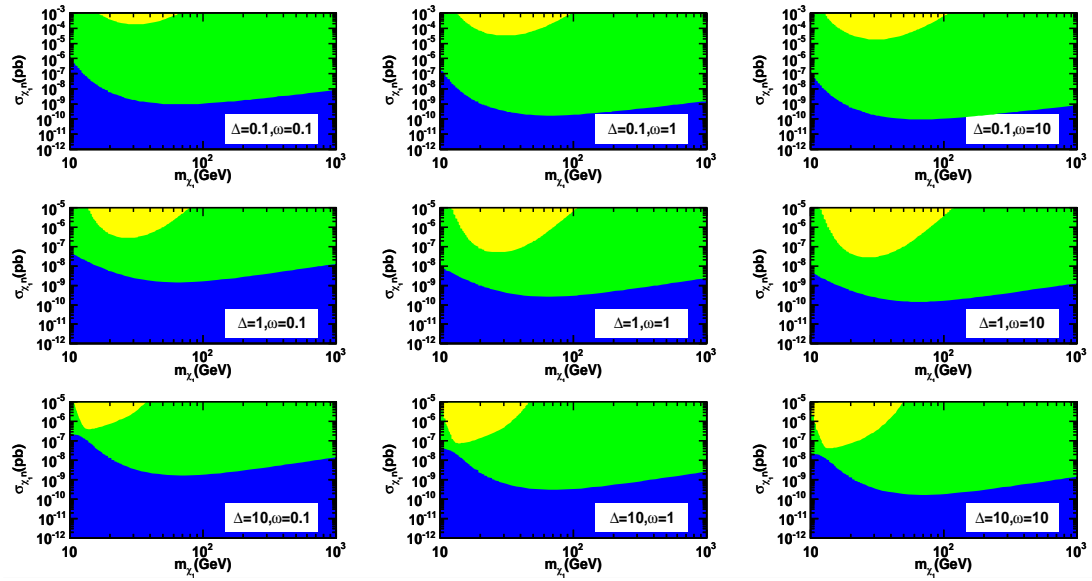


Fig. 4: WIMPs detection capabilities of the HPGe detector described in the present paper. Δ and $\omega = 0.1, 1$ and 10 , respectively. The results are based on the exposure of one tonne \times 5 years and 50% nuclear recoil acceptance. The different color regions stand for the different detection capabilities: the yellow ones stand for that WIMPs can be detected and two WIMPs species can be discriminated; the green ones stand for that WIMPs can be detected, but two WIMPs species can not be discriminated; the blue ones stand for that WIMPs can not be detected.