

# Marginally Specified Priors for Nonparametric Bayesian Estimation

David C. Kessler<sup>1</sup>, Peter D. Hoff<sup>2</sup>, and David B. Dunson<sup>3</sup>

<sup>1</sup>Department of Biostatistics, University of North Carolina, Chapel Hill

<sup>2</sup>Departments of Statistics and Biostatistics, University of Washington

<sup>3</sup>Department of Statistical Science, Duke University

March 29, 2022

## Abstract

Prior specification for nonparametric Bayesian inference involves the difficult task of quantifying prior knowledge about a parameter of high, often infinite, dimension. Realistically, a statistician is unlikely to have informed opinions about all aspects of such a parameter, but may have real information about functionals of the parameter, such the population mean or variance. This article proposes a new framework for nonparametric Bayes inference in which the prior distribution for a possibly infinite-dimensional parameter is decomposed into two parts: an informative prior on a finite set of functionals, and a nonparametric conditional prior for the parameter given the functionals. Such priors can be easily constructed from standard nonparametric prior distributions in common use, and inherit the large support of the standard priors upon which they are based. Additionally, posterior approximations under these informative priors can generally be made via minor adjustments to existing Markov chain approximation algorithms for standard nonparametric prior distributions. We illustrate the use of such priors in the context of multivariate density estimation using Dirichlet process mixture models, and in the modeling of high-dimensional sparse contingency tables.

*Key Words:* contingency tables; density estimation; Dirichlet process mixture model; multivariate unordered categorical data; non-informative prior; prior elicitation; sparse data.

---

Address for correspondence: [pdhoff@uw.edu](mailto:pdhoff@uw.edu). David Kessler's work was partially supported by NIEHS training grant T32ES007018. Peter Hoff's work was partially supported by NICHD grant 1R01HD067509-01A1.

# 1 Introduction

Many real-world data analysis situations do not lend themselves well to simple statistical models indexed by a finite-dimensional parameter. This has led to the development of a rich class of nonparametric Bayesian (NP Bayes) methods, the general idea of which is to obtain inference under a prior that has support on the entire space of relevant probability distributions [Ferguson, 1973]. These methods have been applied to a variety of problems, such as density estimation [Muller et al., 1996], image segmentation [Sudderth and Jordan, 2008], speaker diarization [Fox et al., 2011], regression and classification [Neal, 1999], functional data analysis [Petroni et al., 2009] and quantitative trait loci mapping [Zou et al., 2010] to name only a few. This breadth of applications reflects the utility of NP Bayes methods in modern statistical data analysis.

Many NP Bayes methods are built upon either the Dirichlet distribution (DD) for finite sample spaces or the Dirichlet process (DP) [Ferguson, 1973] for infinite sample spaces. For the latter case, the body of work on parameter estimation [Escobar, 1994], density estimation and inference [Escobar and West, 1995] and the steady improvement in sampling methods [Escobar, 1994, Walker, 2007, Yau et al., 2011, Kalli et al., 2011] have all made the DP prior an attractive choice for many applications. For a given sample space  $\mathcal{Y}$ , a DD or DP prior over distributions on  $\mathcal{Y}$  is parameterized in terms of a “base measure”  $Q_0$  on  $\mathcal{Y}$  and a “concentration parameter”  $\alpha$ . Although samples from the DP prior are discrete with probability one, this prior is nonparametric in the sense that it has weak support on the set of all distributions having the same support as  $Q_0$ . Analogously, the DD prior is nonparametric in the sense that it has support on the entire  $(|\mathcal{Y}| - 1)$ -dimensional simplex. For both the DD and DP, a large value of  $\alpha$  corresponds to a prior concentrated near  $Q_0$ . For the DP, a small  $\alpha$  results in distributions with probability mass concentrated on only a few points, drawn independently from  $Q_0$ . For the DD, a small  $\alpha$  can result in mass being concentrated near the vertices of the simplex.

For many NP Bayes methods, the DP is used as a prior for a mixing distribution in a mixture model: The data are assumed to come from a population with density  $p(y|Q) = \int p(y|\psi)Q(d\psi)$ , where  $\{p(y|\psi) : \psi \in \Psi\}$  is a simple parametric family. A DP prior on  $Q$  results in a Dirichlet process mixture model (DPMM) [Lo, 1984, Escobar and West, 1995, MacEachern and Müller, 1998]. As  $Q$  is discrete with probability 1, the resulting model for the population distribution is a countably infinite mixture model, where the parameters in the component measures are determined by  $Q_0$ ,

and the number of components with non-negligible weights is increasing in  $\alpha$ .

Clearly, the choice of  $\alpha$  and  $Q_0$  will have a significant effect on the prior for the population density, and potentially on posterior inference. Many applications include priors for the base measure [Escobar and West, 1995, Muller et al., 1996] and incorporate estimation of  $Q_0$  and  $\alpha$  into the posterior inference. Other approaches have addressed the challenge of specifying  $Q_0$  by applying empirical Bayes techniques to develop a point estimate for  $Q_0$  [McAuliffe et al., 2006]. In many applications, the base measure is given an overdispersed form in an attempt to avoid an unduly informative prior. Of course, doing so precludes the incorporation of prior information into the inference.

The particular case of the DP prior illustrates the general challenge of incorporating prior information in a nonparametric setting. The results of Yamato [1984] and Lijoi and Regazzini [2004] can be extended to adjust  $\alpha$  and  $Q_0$  in normal DPMMs so that the induced prior expectation and variance of the population mean can be approximately specified (as will be discussed further in Section 3), although specification beyond the population mean is problematic. Bush et al. [2010] proposed a limit of Dirichlet process approach in order to allow calibration of a minimally informative Bayesian analysis with prior information. A central part of this effort is to compensate for an overdispersed base measure by developing techniques for setting a local mass property. This is designed to make improper base measures feasible and to address the general problem of base measure elicitation in nonparametric analysis. Moala and O’Hagan [2010] proposed a method to update a Gaussian process (GP) prior with expert assessments of the mean and other aspects of an unknown density. As with the Dirichlet process prior, the GP prior requires specification of the mean and covariance functions that characterize the GP. These provide a base for the prior in the same way that the  $Q_0$  base measure does for the Dirichlet process prior. In the Moala and O’Hagan approach, elicitation of these quantities is derived from expert assessments of quantiles of the unknown distributions.

In this paper, we propose a very general method that allows for the combination of an arbitrary prior on a finite set of functionals with a nonparametric prior on the remaining aspects of the high- or infinite-dimensional unknown parameter. In the next section we show how such a partially informative prior distribution can be constructed from the combination of any prior distribution on the functionals of interest with the conditional distribution of the parameter given the functionals

under a canonical nonparametric prior. We show that the resulting marginally specified prior (MSP) inherits desirable features from the canonical prior: The MSP will generally share the support of the canonical prior, and posterior approximation under the MSP can typically be made via small modifications to any Markov chain Monte Carlo algorithm applicable under the canonical prior.

In Section 3 we illustrate the use of the marginally specified prior in the context of multivariate density estimation using normal DPMMs. In an example, we show that efforts to make the canonical DPMM informative in terms of marginal means and variances can lead to poor density estimates, whereas a noninformative DPMM can lead to suboptimal estimates of functionals due to its inability to incorporate prior information. In contrast, a marginally specified prior is able to both incorporate prior information and provide accurate density estimation. Additionally, for this particular example, accurate prior information results in improved density estimation over a canonical noninformative nonparametric prior.

In Section 4 we examine the important problem of NP Bayes analysis of large sparse contingency tables in the presence of prior information on the margins. In this context, we develop a marginally specified prior from a canonical NP Bayes approach. In an example, we illustrate how canonical NP Bayes methods designed to be informative on the margins can result in poor performance in terms of margin-free functionals (such as dependence functions). In contrast, a marginally specified prior can accommodate prior information about the population margins while being minimally informative about other aspects of the population, resulting in strong performance in terms of both marginal and margin-free aspects of the population. A discussion of the results and directions for future research follows in Section 5.

## 2 Marginally specified priors: Construction and computation

We consider the general problem of Bayesian inference for a parameter  $f$  belonging to a high- or infinite-dimensional space  $\mathcal{F}$ . For example, Section 3 considers multivariate density estimation over the space of all densities on  $\mathbb{R}^p$  with respect to Lebesgue measure, and Section 4 considers the high-dimensional space of multiway contingency tables. In general, Bayesian inference for  $f$  is based on a posterior distribution  $\pi(f \in A|y)$  derived from a sampling model  $\{p(y|f) : f \in \mathcal{F}\}$  and a prior distribution  $\pi$  defined on a  $\sigma$ -algebra  $\mathcal{A}$  of  $\mathcal{F}$ . In many high-dimensional problems there are only a few classes of priors for which posterior inference is tractable. Typically, practitioners

choose a member  $\pi_0$  of such a class based on support considerations and the feasibility of posterior approximation, rather than how well it accurately represents any information we may have about specific features of  $f$ . In this section, we show how to construct a nonparametric prior  $\pi_1$  that is informative about specific features of  $f$ , but has the same support as  $\pi_0$  and is “close” to  $\pi_0$  in terms of Kullback-Leibler divergence. We also show how MCMC approximation methods for  $\pi_0$  can be modified to obtain posterior inference under  $\pi_1$ .

## 2.1 Construction of a marginally specified prior

Let  $\theta = \theta(f)$  be a function of  $f$ , such as a population mean of  $p(y|f)$ , variance, marginal probability vectors or some finite set of functionals, and let  $\Theta$  be the range of  $\theta$ . Any prior distribution  $\pi_0$  on  $\mathcal{F}$  induces a prior distribution  $P_0$  on  $\Theta$  defined by

$$P_0(B) = E_{\pi_0}[1(\theta \in B)], \quad (1)$$

where  $B$  is any element of  $\mathcal{B}$ , a  $\sigma$ -algebra of  $\Theta$  making  $\theta(f)$  a measurable function. If  $\pi_0$  is chosen for computational convenience, the induced prior  $P_0$  may not show substantial agreement with available prior information  $P_1$  for the functional  $\theta$ . In some cases it may be possible to select a prior  $\pi_0$  from a computationally feasible class to make the induced prior  $P_0$  similar to  $P_1$ : The results of Lijoi and Regazzini [2004] and Yamato [1984] provide some guidance for Dirichlet process priors if the functionals are means, but in general this will be difficult. Furthermore, depending on the structure of the nonparametric class, selecting  $\pi_0$  in order to match  $P_0$  to  $P_1$  may result in  $\pi_0$  being inappropriate for other aspects of  $f$ . As will be illustrated in an example in Section 3, it can be difficult to make  $\pi_0$  highly informative about  $\theta(f)$  but weakly informative about other aspects of  $f$ .

Suppose a nonparametric prior  $\pi_0$  has been identified that is viewed as reasonable in some respects, such as being computationally feasible and having a large support, but does not represent available prior information  $P_1$  about  $\theta$ . The information in  $P_1$  can be accommodated by replacing  $P_0$ , the  $\theta$ -margin of  $\pi_0$ , with the desired margin  $P_1$ . Specifically, a marginally specified prior (MSP)  $\pi_1$  for  $f$  is obtained by combining the conditional distribution of  $f$  given  $\theta$  with our desired marginal distribution  $P_1$  for  $\theta$ , so that

$$\pi_1(A) = \int \pi_0(A|\theta)P_1(d\theta). \quad (2)$$

Since  $\theta = \theta(f)$ ,  $\pi_0(A|\theta)$  is a random function of  $f$  and is not uniquely defined on null sets of  $\pi_0$ . To make (2) meaningful, we restrict attention to informative prior distributions such that  $P_1$  is dominated by  $P_0$ . Under this condition, the measure  $\pi_1$  on  $\mathcal{A}$  is well defined, and the  $\theta$ -marginal of  $\pi_1$  can be computed as

$$\begin{aligned}\pi_1(\{f : \theta \in B\}) &= \int \pi_0(\{f : \theta \in B\}|\theta)P_1(d\theta) \\ &= \int 1(\theta \in B)P_1(d\theta) \\ &= P_1(B)\end{aligned}$$

for  $B \in \mathcal{B}$  as was desired. Additionally, since  $P_1 \ll P_0$ , these measures have densities  $p_1$  and  $p_0$  with respect to a common dominating measure  $\mu$  (which can be taken equal to  $P_0$ , for example).

This allows us to easily relate the support of  $\pi_1$  to that of  $\pi_0$ :

**Lemma 1.** *Suppose  $P_1 \ll P_0$ . Then  $\pi_1(A) = E_{\pi_0}[1(f \in A)\frac{p_1(\theta)}{p_0(\theta)}]$  for  $A \in \mathcal{A}$ .*

*Proof.* Let  $B_0 = \{\theta : p_0(\theta) > 0\}$ . Then  $1 = P_0(B_0) = P_1(B_0)$  by the assumption and so

$$\begin{aligned}\pi_1(A) &= \int_{B_0} \pi_0(A|\theta)p_1(\theta)\mu(d\theta) \\ &= \int_{B_0} \pi_0(A|\theta)\frac{p_1(\theta)}{p_0(\theta)}p_0(\theta)\mu(d\theta) \\ &= \int E_{\pi_0}[1(f \in A)\frac{p_1(\theta)}{p_0(\theta)}|\theta]p_0(\theta)\mu(d\theta) \\ &= E_{\pi_0}[1(f \in A)\frac{p_1(\theta)}{p_0(\theta)}].\end{aligned}$$

□

As a corollary, if the support of  $p_1$  matches that of  $p_0$ , then the support of  $\pi_1$  will be that of  $\pi_0$ :

**Corollary 1.** *Suppose  $P_1 \ll P_0 \ll P_1$ . Then  $\pi_1 \ll \pi_0 \ll \pi_1$ .*

*Proof.* It is clear from the definition of  $\pi_1$  that  $\pi_1 \ll \pi_0$ . To show  $\pi_0 \ll \pi_1$ , let  $A \in \mathcal{A}$  be a set such that  $\pi_1(A) = 0$ . We will show that  $P_0 \ll P_1$  implies  $\pi_0(A) = 0$ . Let  $B_j = \{\theta : p_j(\theta) > 0\}$  and  $A_j = \{f : \theta(f) \in B_j\}$  so that  $\pi_j(A_j) = P_j(B_j) = 1$  for  $j \in \{0, 1\}$ . We have

$$\begin{aligned}0 = \pi_1(A) &= \pi_1(A \cap A_1) \\ &= E_{\pi_0}[1(A \cap A_1)\frac{p_1}{p_0}] \quad (\text{by Lemma 1}) \\ &= E_{\pi_0}[1(A \cap A_0 \cap A_1)\frac{p_1}{p_0}].\end{aligned}\tag{3}$$

Since  $p_1/p_0 > 0$  on  $A_0 \cap A_1$ , (3) implies that  $\pi_0(A \cap A_0 \cap A_1) = 0$ . Since  $\pi_0(A_0) = 1$ , we have  $\pi_0(A \cap A_1) = \pi_0(A) - \pi_0(A \cap A_1^c) = 0$ . Since  $0 = \pi_1(A_1^c) = P_1(B_1^c)$  and  $P_0 \ll P_1$ , we must have  $0 = P_0(B_1^c) = \pi_0(A_1^c)$ , and so  $\pi_0(A) = 0$ .  $\square$

We also note that  $\pi_1$  has a characterization as the prior distribution that is closest to  $\pi_0$  in terms of Kullback-Leibler divergence, among priors with  $\theta$ -marginal density equal to  $p_1$ . The divergence of any prior  $\pi_1$  dominated by  $\pi_0$  is given by  $E_{\pi_0}[\ln \frac{\pi_1(f)}{\pi_0(f)}]$ , where the densities can be taken to be with respect to the  $\pi_0$ -measure, and here and in what follows  $\pi$  denotes either a measure or a density, depending on context. If  $\pi_1$  has  $\theta$ -marginal density  $p_1$ , the divergence can be expressed as

$$E_{\pi_0}[\ln \frac{\pi_1(f)}{\pi_0(f)}] = E_{\pi_0}[\ln \frac{\pi_1(f|\theta)}{\pi_0(f|\theta)}] + E_{\pi_0}[\ln \frac{p_1(\theta)}{p_0(\theta)}],$$

which is minimized by setting  $\pi_1(f|\theta) = \pi_0(f|\theta)$ .

## 2.2 Posterior approximation under MSPs

For practical reasons the most commonly used priors are those for which there exist straightforward Gibbs samplers or Metropolis-Hastings algorithms for posterior approximation. In many cases, simple modifications to these algorithms can be made to allow for the incorporation of informative priors over functionals of interest. To illustrate, suppose that under prior  $\pi_0$  we have a Gibbs sampler for a high dimensional parameter  $f$ . Recall that the Gibbs sampler can be viewed as a Metropolis-Hastings algorithm for which the proposals are accepted with probability one. From this perspective, a Gibbs sampler for approximating the posterior density  $\pi_0(f|y)$  is constructed from proposal distributions with densities  $J(f^*|f, y)$  that are proportional to the posterior density, so that

$$\frac{J(f^*|f, y)}{J(f|f^*, y)} = \frac{\pi_0(f^*|y)}{\pi_0(f|y)}. \quad (4)$$

For example, decomposing  $f$  as  $\{f_1, \dots, f_K\}$ , the full conditional distribution  $\pi_0(f_k|f_{-k}, y)$  is one such proposal distribution.

Posterior approximation of  $\pi_1(f|y)$  can proceed by using the proposal distributions of the Gibbs sampler for  $\pi_0(f|y)$ , but adjusting the acceptance probability. Specifically, the algorithm for approximating  $\pi_1(f|y)$  proceeds by iteratively simulating proposals  $f^*$  from distributions of the form

$J(f^*|f, y)$  which satisfy (4), and accepting each proposal  $f^*$  with probability  $1 \wedge r_{\text{MH}}$ , where

$$\begin{aligned} r_{\text{MH}} &= \frac{\pi_1(f^*|y)}{\pi_1(f|y)} \times \frac{J(f|f^*, y)}{J(f^*|f, y)} \\ &= \frac{\pi_1(f^*|y)}{\pi_1(f|y)} \times \frac{\pi_0(f|y)}{\pi_0(f^*|y)} \\ &= \frac{p(y|f^*)\pi_1(f^*)}{p(y|f)\pi_1(f)} \times \frac{p(y|f)\pi_0(f)}{p(y|f^*)\pi_0(f^*)} = \frac{\pi_1(f^*)/\pi_0(f^*)}{\pi_1(f)/\pi_0(f)}. \end{aligned}$$

If  $\pi_1$  is a marginally specified prior based on  $\pi_0$  and a marginal density  $p_1$  for  $\theta = \theta(f)$ , we can write  $\pi_1(f) = \pi_1(\theta)\pi(f|\theta) = p_1(\theta)\pi_0(f|\theta)$ , so that the acceptance ratio simplifies to

$$\frac{p_1(\theta^*)/p_0(\theta^*)}{p_1(\theta)/p_0(\theta)}.$$

Similarly, an approximation algorithm for  $\pi_1(f|y)$  can be constructed from a Metropolis-Hastings algorithm for  $\pi_0(f|y)$  via the same adjustment. Suppose we have a proposal distribution  $J(f^*|f, y)$  such that the acceptance ratio  $r_{\text{MH}}^0$  for  $\pi_0$  is computable:

$$r_{\text{MH}}^0 = \frac{\pi_0(f^*|y)}{\pi_0(f|y)} \frac{J(f|f^*, y)}{J(f^*|f, y)}$$

The Metropolis-Hastings algorithm for approximating  $\pi_1(f|y)$  using  $J(f^*|f, y)$  has acceptance ratio

$$\begin{aligned} r_{\text{MH}} &= \frac{\pi_1(f^*|y)}{\pi_1(f|y)} \frac{J(f|f^*, y)}{J(f^*|f, y)} \\ &= \frac{\pi_1(f^*|y)}{\pi_1(f|y)} \frac{\pi_0(f|y)}{\pi_0(f^*|y)} r_{\text{MH}}^0 \\ &= \frac{p_1(\theta^*)/p_0(\theta^*)}{p_1(\theta)/p_0(\theta)} r_{\text{MH}}^0. \end{aligned}$$

These results show that an MCMC approximation to  $\pi_1(f|y)$  can be constructed from an MCMC algorithm for  $\pi_0(f|y)$  as long as the ratio  $p_1(\theta)/p_0(\theta)$  can be computed. The value of  $p_1(\theta)$  for each  $\theta \in \Theta$  is presumably available as  $p_1$  is our desired prior distribution for  $\theta$ . In contrast, obtaining a formula for  $p_0(\theta)$  may be difficult. In situations where the dimension of  $\theta$  is not too large, one simple solution is to obtain a Monte Carlo estimate of  $p_0$  based on samples of  $f$  from  $\pi_0$ . Specifically, we can obtain an i.i.d. sample  $\{\theta_i = \theta(f_i), i = 1, \dots, S\}$  from  $f_1, \dots, f_S \sim \text{i.i.d. } \pi_0$ , and then approximate  $p_0$  with a kernel density estimate or flexible parametric family. Note that this can be done before the Markov chain is run, so that the same estimate of  $p_0$  is used for each iteration of the algorithm.

In situations where obtaining a reliable estimate of  $p_0$  is not feasible, it is still possible to induce a prior  $p_1$  that is approximately equal to a target prior  $\tilde{p}_1$ , as long as  $p_0$  is relatively flat compared



to  $\tilde{p}_1$ . This can be done by replacing  $p_0$ , the  $\theta$ -margin of  $\pi_0$ , with  $p_1(\theta) \propto p_0(\theta)\tilde{p}_1(\theta) = Kp_0(\theta)\tilde{p}_1(\theta)$ . This defines a valid probability density as long as  $p_0\tilde{p}_1$  is integrable, which is the case, for example, if either density is bounded. Heuristically, if the prior  $\pi_0$  on  $\mathcal{F}$  is chosen to be very diffuse, then the induced prior  $p_0$  is likely to be relatively flat on  $\Theta$  compared to the target informative prior  $\tilde{p}_1$ , and we should have  $p_1 \approx \tilde{p}_1$ . In terms of the MCMC approximation to the resulting marginally specified prior  $\pi_1$ , the adjustment to the acceptance ratio is then

$$\frac{p_1(\theta^*)/p_0(\theta^*)}{p_1(\theta)/p_0(\theta)} = \frac{\tilde{p}_1(\theta^*)}{\tilde{p}_1(\theta)},$$

which is presumably computable as  $\tilde{p}_1$  is the desired prior density.

### 3 Density estimation with marginally adjusted DPMM

Perhaps the most commonly used NP Bayes procedure is the Dirichlet process mixture model, or DPMM [Lo, 1984, Escobar and West, 1995, MacEachern and Müller, 1998]. The DPMM consists of a mixture model along with a Dirichlet process prior for the mixing distribution. The population density to be estimated and the prior can be expressed as

$$\begin{aligned} p(y|Q) &= \int p(y|\psi)Q(d\psi) \\ Q &\sim \text{DP}(\alpha Q_0), \end{aligned}$$

where  $\alpha$  and  $Q_0$  are hyperparameters of the Dirichlet process prior, with  $Q_0$  typically chosen to be conjugate to the parametric family of mixture component densities,  $\{p(y|\psi) : \psi \in \Psi\}$ , to facilitate posterior calculations. In this section we show how to obtain posterior approximations under a marginally specified prior  $\pi_1$  based on a DPMM. The approach is illustrated with the specific case of multivariate density estimation, for which we take the parametric family to be the class of multivariate normal densities. In an example analysis of the well-known bivariate dataset on eruption times of the Old Faithful geyser, we construct a prior distribution  $\pi_1$  based on the multivariate normal DPMM with a marginally specified informative prior on the marginal means and variances. Inference under  $\pi_1$  is compared to inference under two standard DPMMs, one where the hyperparameters are chosen to be informative about  $\theta$  and another where the hyperparameters are noninformative.

### 3.1 Posterior approximation

Given a sample  $y_1, \dots, y_n \sim \text{i.i.d. } p(y|Q)$ , posterior approximation for conjugate DPMMs is often made with a Gibbs sampler that iteratively simulates values of a function that associates data indices to the atoms of  $Q$ . In a DPMM, since  $Q$  is discrete with probability one, a given mixture component (atom of  $Q$ ) may be associated with multiple observations. Let  $g : \{1, \dots, n\} \rightarrow \{1, \dots, n\}$  be the unknown mixture component membership function, so that  $g_i = g_j$  means that  $y_i$  and  $y_j$  came from the same mixture component. Note that  $g$  can always be expressed as a function that maps  $\{1, \dots, n\}$  onto  $\{1, \dots, K\}$ , where  $K \leq n$ . Inference for conjugate DPMMs often proceeds by iteratively sampling each  $g_i$  from its full conditional distribution  $p(g_i|y_1, \dots, y_n, g_{-i})$  [Bush and MacEachern, 1996]. Additional features of  $Q$  and  $p(y|Q)$  can be simulated given  $g_1, \dots, g_n$  and the data.

This standard algorithm for DPMMs can be modified to accommodate a marginally specified prior distribution on a parameter  $\theta = \theta(Q)$ . Let  $f = \{g, \theta\}$  and let  $\pi_0$  be the prior density on  $f$  induced by the Dirichlet process on  $Q$ . Our marginally specified prior is given by  $\pi_1(f) = \pi_0(f)p_1(\theta)/p_0(\theta)$ , where  $p_0$  is the density for  $\theta$  induced by  $\pi_0$  and  $p_1$  is the informative prior density. An MCMC approximation to  $\pi_1(f|y_1, \dots, y_n)$  can be obtained via the procedure outlined in Section 2.2. Given a current state of the Markov chain  $f = \{\theta, g_k, g_1, \dots, g_{k-1}, g_{k+1}, \dots, g_n\} = \{\theta, g_k, g_{-k}\}$ , the next state is determined as follows:

1. Generate a proposal  $f^* = \{\theta^*, g_k^*, g_{-k}\}$  from  $\pi_0(\theta, g_k|g_{-k}, y) = \pi_0(g_k|g_{-k}, y)\pi_0(\theta|g, y)$  by
  - (a) generating  $g_k^* \sim \pi_0(g_k|g_{-k}, y)$ ;
  - (b) generating  $\theta^* \sim \pi_0(\theta|g_k^*, g_{-k}, y)$ .
2. Set the value of the next state of the chain to  $f^*$  with probability  $1 \wedge [p_1(\theta^*)/p_0(\theta^*)]/[p_1(\theta)/p_0(\theta)]$ , otherwise let the next state equal the current state.

This procedure is iterated over values of  $k \in \{1, \dots, n\}$ , possibly in random order, and repeated until the desired number of simulations of  $f$  is obtained. Note that steps 1.(a) and 1.(b) compose a standard Gibbs sampler for the DPMM in which posterior inference for  $\theta$  is provided, although typically we would only simulate  $\theta$  once per complete update of  $g_1, \dots, g_n$ . The algorithm for the marginally specified prior  $\pi_1$  requires that  $\theta$  be simulated with each proposed value of  $g_k$  so that the acceptance probability in step 2 can be calculated.

Implementing the steps of this MCMC algorithm involves two non-trivial computations: simulation of  $\theta$  from  $\pi_0(\theta|g, y)$ , and calculation of  $p_0(\theta)$  in order to obtain the acceptance probability. General methods for the latter were discussed in Section 2.2. For the former, we suggest using a Monte Carlo approximation to  $Q$  based upon a representation of Dirichlet processes due to Pitman [1996]. Let  $K$  be the number of unique values of  $g_1, \dots, g_n$  and let  $n_k$  be the number of observations  $i$  for which  $g_i = k$ . If  $Q_0$  is conjugate, then the parameter values  $\psi_{(1)}, \dots, \psi_{(K)}$  corresponding to the mixture components can generally be easily simulated. Corollary 20 of Pitman [1996] gives the conditional distribution of  $Q$  given  $\psi_{(1)}, \dots, \psi_{(K)}$  and counts  $n_1, \dots, n_K$  as

$$\{Q(H)|\psi_{(1)}, \dots, \psi_{(K)}, n_1, \dots, n_K\} \stackrel{d}{=} \gamma \sum_{k=1}^K 1(\psi_{(k)} \in H)w_k + (1 - \gamma)\tilde{Q}(H),$$

where  $\gamma \sim \text{Beta}(n, \alpha)$ ,  $w \sim \text{Dirichlet}(n_1, \dots, n_K)$  and  $\tilde{Q} \sim \text{DP}(\alpha Q_0)$ . A Monte Carlo approximation to  $Q$ , and therefore any functional of  $Q$ , can be obtained via simulation of a large number  $S$  of  $\psi$ -values from  $Q$ . To do this, we first simulate  $\gamma$  and  $w_1, \dots, w_K$  from their beta and Dirichlet full conditional distributions. From these values we sample cluster memberships for a sample of size  $S$  from  $Q$  using a multinomial( $S, \{\gamma w_1, \dots, \gamma w_K, 1 - \gamma\}$ ) distribution. Note that the count  $s$  for the  $K + 1$ st category represents the number of  $\psi$ -values that must be simulated from  $\tilde{Q}$ . To obtain the sample from  $\tilde{Q}$  we run a Chinese restaurant process of length  $s$ , and then generate the unique  $\psi$ -values from  $Q_0$  for each partition. This can generally be done quickly for two reasons: First, the expected number of samples needed from  $\tilde{Q}$  is only  $S\alpha/(\alpha + n)$ . For example, with  $S = 1000$ ,  $n = 30$  and  $\alpha = 1$ , we expect to only need about  $s = 32$  simulations from  $\tilde{Q}$ . Second, the number of unique values in a sample of size  $s$  from  $\tilde{Q}$  is only of order  $\log s$ , which will generally be manageably small.

### 3.2 Example: Old Faithful eruption times

The Old Faithful dataset consists of 272 bivariate observations of eruption times and waiting times between eruptions, both measured in minutes. To illustrate and evaluate the MSP methodology we construct two subsets of these data: a random sample of size  $n_0 = 30$  from which we obtain prior information and a second, non-overlapping random sample of size  $n = 30$  representing our observed data. The random samples were obtained by setting the random seed in R (version 2.14.0) to 1, sampling the prior dataset, and then sampling the observed dataset from the remaining

observations. For the purpose of this example, we view the full dataset of 272 observations as the “true population.” A scatterplot of the observed data and marginal density estimates are shown graphically in Figure 1. The observed dataset consisting of  $n = 30$  observations clearly captures the bimodality of the population. However, the marginal plots indicate that the sample has overrepresented one of the modes.

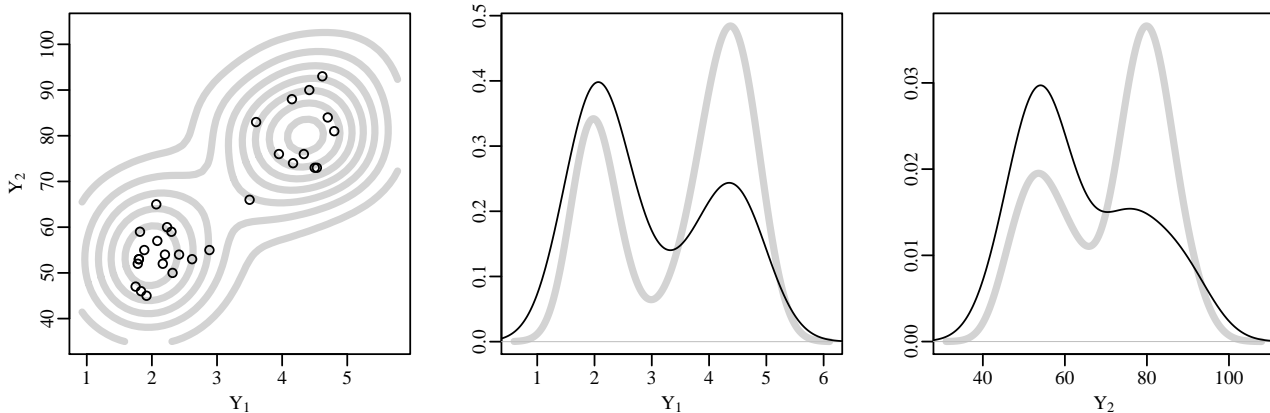


Figure 1: Population and sample: The left-most panel shows the contours of the population density and a scatterplot of the  $n = 30$  randomly sampled observations. The center and right panels show marginal densities for the population (light gray) and sample (black).

Suppose our knowledge of the prior sample is limited to the bivariate marginal sample means  $m_0 \in \mathbb{R}^2$  and sample variances  $v_0 \in (R^+)^2$ . In such a situation it would be desirable to construct a prior density  $p_1$  over the unknown population marginal means  $m$  and variances  $v$  based on the values of  $m_0$ ,  $v_0$  and  $n_0$ , and combine this information with the information in our fully observed sample to improve our inference about the population. Incorporating this information with conjugate priors would be more or less straightforward if our sampling model were bivariate normal, but it is difficult in the context of a DPMM. Proposition 5 of Yamato [1984] indicates that if the base measure  $Q_0$  in the Dirichlet process prior is multivariate normal( $\mu_0, \Sigma_0$ ), then the induced prior distribution on the mean  $\int xQ(dx)$  is approximately multivariate normal( $\mu_0, \Sigma_0/[\alpha + 1]$ ). This result is not directly applicable to the multivariate normal DPMM for two reasons, one being that  $Q$  represent the mixing distribution and not the population distribution, and the other being that in the conjugate multivariate normal DPMM the parameter  $\psi$  in the mixture component consists not just of a mean  $\mu$  but also a covariance matrix  $\Sigma$ . Specifically, in the conjugate  $p$ -variate normal

DPMM, the density  $q_0$  of the base measure  $Q_0$  for  $\psi = (\mu, \Sigma)$  is given by

$$q_0(\mu, \Sigma) = \text{normal}_p(\mu : \mu_0, \Sigma/\kappa_0) \times \text{inverse-Wishart}(\Sigma : S_0^{-1}, \nu_0) \quad (5)$$

where the functions on the right-hand side are the multivariate normal and inverse-Wishart densities respectively, the latter being parameterized so that  $E[\Sigma] = S_0/(\nu_0 - p - 1)$ . With some effort (details available from the second author) it is possible to obtain values of the hyperparameters  $(\mu_0, \kappa_0, S_0, \nu_0)$  and  $\alpha$  so that the induced prior distributions on the population mean  $m(Q) = \int \int yp(y|\psi)Q(d\psi)dy$  and variance  $V(Q) = \int \int yy^T p(y|\psi)Q(d\psi)dy - m(Q)m(Q)^T$  have the following properties:

$$E[m(Q)] \approx m_0, \quad \text{Var}[m(Q)] \approx V_0/n_0, \quad E[V(Q)] \approx V_0. \quad (6)$$

Unfortunately, it seems difficult to specify the prior on  $V(Q)$  separately from that of  $m(Q)$  within the context of the DPMM.

We construct three different nonparametric prior distributions for a comparative analysis of the Old Faithful data:

- Informative DPMM  $\pi_0^I$ : The base measure density  $q_0$  is as in (5) with  $(\mu_0 = m_0, \kappa_0 = n_0/(\alpha + 1), \nu_0 = n_0, S_0 = \nu_0 V_0)$ , where the diagonal of  $V_0$  is  $v_0$ , the marginal variances from the prior sample, and the correlation is equal to the sample correlation from the observed data. This results in a prior on  $Q$  essentially satisfying (6), thereby utilizing the prior information.
- Noninformative DPMM  $\pi_0^N$ : The base measure density  $q_0$  is as in (5) with  $(\mu_0 = \bar{y}, \kappa_0 = 1/10, \nu_0 = p + 2 = 4, S_0 = S_y)$ , where  $\bar{y}$  is the sample mean from the  $n = 30$  values in the observed sample, and  $S_y$  is the sample covariance matrix. This prior does not use information from the prior sample, and is designed to promote relative diffuseness of the induced prior on the marginal population means and variances. Note that using sample moments for the hyperparameters weakly centers the prior around the observed data. We can view this as a type of “unit information” prior [Kass and Wasserman, 1995].
- Marginally specified prior  $\pi_1$ : Letting  $\theta = (m_1, m_2, v_1, v_2)$  be the unknown population means and marginal variances, we construct a marginally specified prior by replacing the  $\theta$ -margin of  $\pi_0^N$  with  $p_1(\theta)$ , a product of two univariate normal and two inverse-gamma densities, chosen to match the prior on  $\theta$  induced by  $\pi_0^I$  as closely as possible.

Thus  $\pi_0^I$  and  $\pi_1$  have roughly the same  $\theta$ -margin, but otherwise  $\pi_1$  matches the more diffuse prior  $\pi_0^N$ . Of course, we could have given  $\pi_1$  any  $\theta$ -margin we wished, but matching the margins of  $\pi_0^I$  and  $\pi_1$  facilitates comparison. The hyperparameter  $\alpha$  was set to 1 for all of the above prior distributions.

In order to evaluate the Metropolis-Hastings ratios when approximating the posterior distribution under  $\pi_1$ , we found that a skewed multivariate  $t$ -distribution provided a very accurate approximation to the joint distribution of the marginal means and log variances induced by  $\pi_0^N$ . Via a change of variables, this provides an accurate approximation to  $p_0(\theta)$ , with which the acceptance probability is computed for approximation of  $\pi_1(f|y)$ .

Markov chains of length 25,000 were run under each prior, with parameter values being saved every 10th iteration, resulting in 2500 simulated values of each parameter with which to make posterior approximations. The chains showed no evidence of non-stationarity and mixed well under each prior: Based on the dependent MCMC sequences of length 2500, the equivalent number of independent observations of  $\theta$  (i.e., the effective sample sizes) were estimated as above 2000 for each element of  $\theta$  and under each prior.

Posterior predictive distributions under the three priors are shown in Figure 2. The informative DPMM provides a poor representation of the population distribution, given in light gray contours. This is primarily a result of having to set the  $\kappa_0$  hyperparameter to be moderately large ( $\kappa_0 = 30$ ) in order to obtain the desired informative prior variance for the population mean  $m = (m_1, m_2)$ . Unfortunately, setting this parameter so high means that values of  $\mu$  in the mixture model are tightly concentrated around  $m_0$ , and so the multimodality is not captured. In contrast, the posteriors under the noninformative DPMM  $\pi_0^I$  and the MSP  $\pi_1$  are able to capture the multimodality of the population.

Figure 3 gives marginal density estimates under the different priors. The figure suggests that the posterior under  $\pi_1$  is better at representing the underlying population than the posteriors under the other priors. Recall that the observed sample contains an unrepresentative number of low-valued observations. The posterior under the non-informative prior  $\pi_0^N$  uses only the observed data and thus is equally unrepresentative of the population. In contrast,  $\pi_1$  is able to use some information from the prior sample, and is therefore more representative of the population.

Finally, the marginal posterior distributions of the marginal parameters  $m$  and  $\log v$  are given

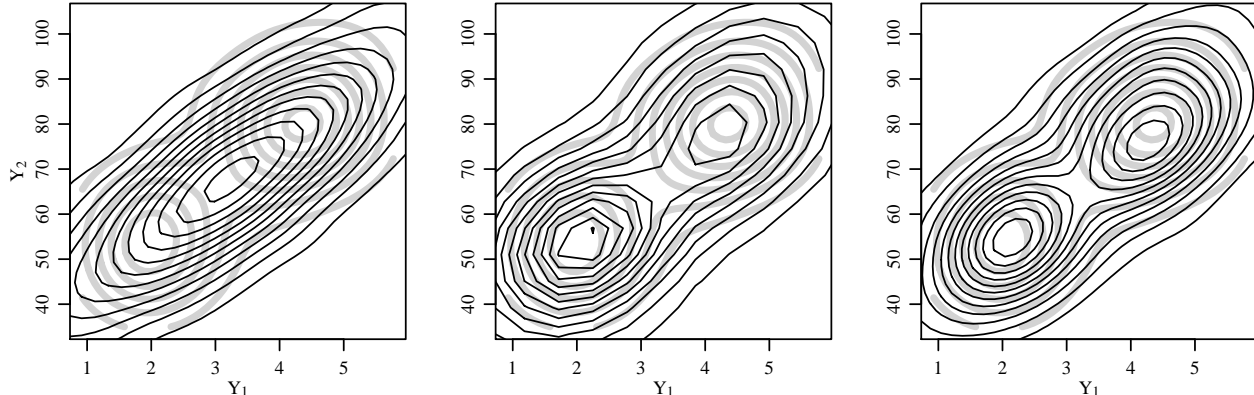


Figure 2: Contour plots of the posterior predictive density in black and the population density in gray, under  $\pi_0^I$ ,  $\pi_0^N$  and  $\pi_1$  from left to right.

in Figure 4. The priors are given in gray and the resulting posterior distributions are given in black. The population values based upon the full set of 272 observations are given by gray vertical lines. Across all parameters,  $\pi_1$  gives posteriors that are most concentrated around the population means. Note that the difference between the priors and the posteriors under  $\pi_0^I$  is not that large. We conjecture that this is primarily a result of the fact that under  $\pi_0^I$ , most observations are estimated as coming from the same mixture component, thereby overestimating the entropy, when in fact the data are bimodal. In contrast,  $\pi_1$  is able to recognize the bimodality and obtain improved estimates of the marginal densities.

In this example, we have shown that efforts to make the canonical DPMM informative in terms of marginal means and variances can lead to poor density estimates, whereas a noninformative DPMM can lead to suboptimal estimates of functionals due to its inability to incorporate prior information. In contrast, a marginally specified prior is able to both incorporate prior information and provide accurate density estimation.

## 4 Marginally specified priors for contingency table data

Even when multivariate categorical data include only moderate numbers of variables and categories, large or full models that allow for complex or arbitrary multivariate dependence can involve a very large number of parameters. For example, a full model for the  $2 \times 3 \times 2 \times 8 \times 12$ -way contingency

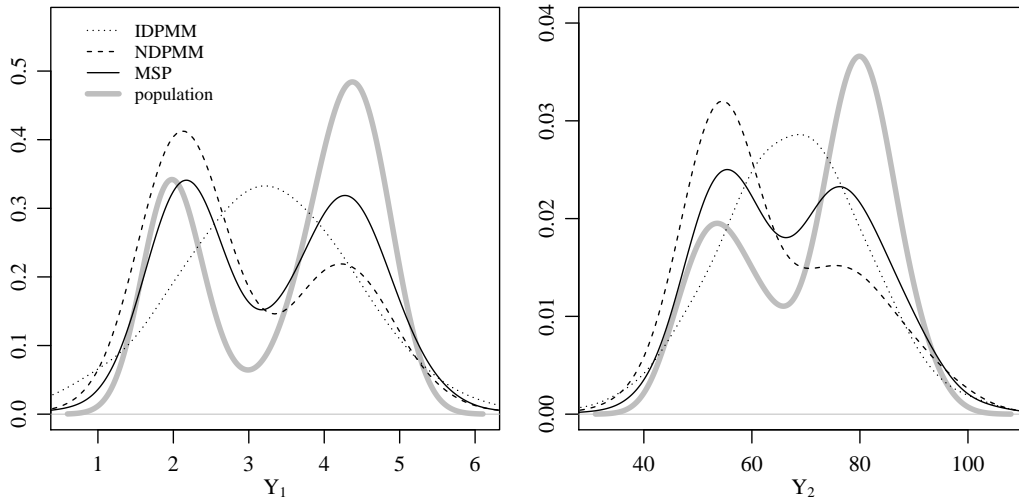


Figure 3: Marginal population densities and estimates from the three priors: informative DPMM (IDPMM), noninformative DPMM (NDPMM) and marginally specified prior (MSP).

table data we consider later in this section requires a 1151-dimensional parameter. One Bayesian approach to the analysis of such data is via model selection among reduced log-linear models [Dawid and Lauritzen, 1993, Dobra and Massam, 2010]. However, model selection can be difficult even for moderate numbers of variables and categories, due to the large number of models with low posterior probability and the resulting difficulty in completely exploring the model space. An alternative NP Bayes approach is provided by Dunson and Xing [2009], who developed a prior based on a Dirichlet process mixture of product multinomial distributions. Such a prior has full support on the parameter space but concentrates prior mass near simple submodels. However, this approach lacks a straightforward method for the incorporation of the type of marginal prior information that is frequently available for categorical data.

In this section we consider an alternative NP Bayes approach based on a marginal adjustment to a standard Dirichlet prior distribution. This approach is relatively straightforward computationally, and also allows for the incorporation of prior information on specific functionals of the unknown population distribution, such as the univariate marginals.



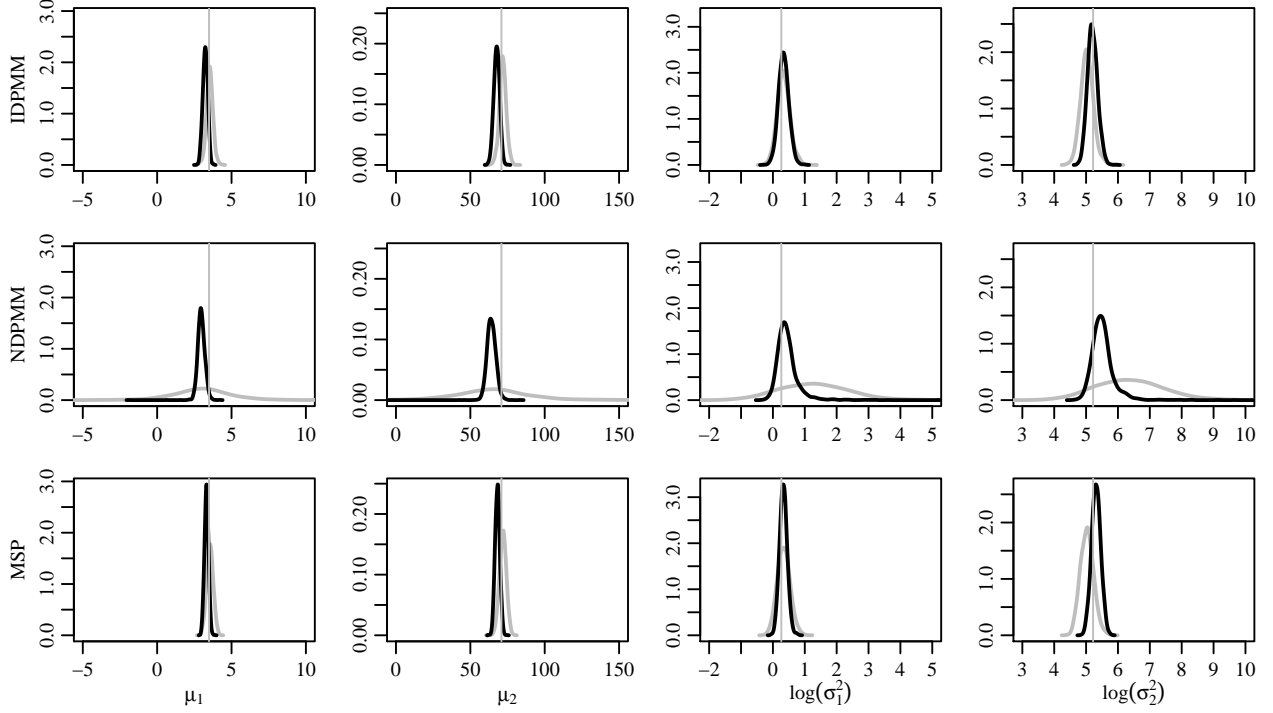


Figure 4: Priors (gray) and posteriors (black) for the marginal means and log variances.

#### 4.1 The canonical Dirichlet prior

Multivariate categorical data consist of observations  $y_i = (y_{i1}, \dots, y_{ip})$ , for which  $y_{ij} \in \{1, 2, \dots, d_j\}$  for  $j = 1, \dots, p$ . A  $p$ -way contingency table is a common representation for such data, in which each cell of the table indicates the count of observations  $y_i$  such that  $y_{i1} = c_1, \dots, y_{ip} = c_p$  for a specific response vector  $c = (c_1, \dots, c_p)$ . The sampling model for a contingency table can be expressed as a multinomial distribution, where for each cell  $c \in \mathcal{C} = \{c : 1 \leq c_j \leq d_j, j = 1, \dots, p\}$  we define  $f_c \equiv \Pr(y_{i1} = c_1, \dots, y_{ip} = c_p)$ . The full model of all distributions for the data can therefore be indexed by the parameter  $f = \{f_c : c \in \mathcal{C}\}$ , which lies in the  $(\prod d_j - 1)$ -dimensional simplex. Given  $n$  i.i.d. observations, the likelihood is  $L(f|y_1, \dots, y_n) = \prod_{c_1=1}^{d_1} \dots \times \prod_{c_p=1}^{d_p} f_c^{\sum 1(y_i=c)}$ , for which a standard conjugate prior is the Dirichlet distribution with hyperparameter  $\alpha \in (\mathbb{R}^+)^{\prod d_j}$ . This is a nonparametric prior in the sense that it gives full support on the space of possible values of  $f$ .

The Dirichlet prior is an appealing choice computationally because of its conjugacy, but this convenience can result in undesirable side effects. In particular, choosing what appears to be an uninformative Dirichlet prior for  $f$  can induce substantial informativeness about the marginals

$\{\theta_1, \dots, \theta_p\}$ , where  $\theta_j = \{\theta_{j1}, \dots, \theta_{jd_j}\} = \{\Pr(y_{ij} = 1|f), \dots, \Pr(y_{ij} = d_j|f)\}$ . For example, setting  $\alpha_c = 1$  for each cell  $c \in \mathcal{C}$  results in a uniform prior distribution for  $f$ , often used as a default prior distribution in the absence of prior information. However, the induced prior on the marginals  $\theta_1, \dots, \theta_p$  is highly informative: The marginalization properties of the Dirichlet distribution result in  $\theta_j \sim \text{Dir}(\prod_{k \neq j} d_k, \dots, \prod_{k \neq j} d_k)$ , which is generally highly concentrated around the uniform distribution on  $\{1, \dots, d_j\}$ . On the other hand, it is reasonably straightforward to choose values of  $\alpha_c$  to induce particular marginal Dirichlet priors on the  $\theta_j$ 's, although each marginal prior must have the same concentration. However, this approach to constructing an informative prior for the margins necessarily induces a prior over the remaining aspects of  $f$ , such as the dependence structure, that could be undesirably informative.

## 4.2 A marginally specified prior

To overcome these undesirable features of the Dirichlet prior, we construct a nonparametric prior on  $f$  based upon a Dirichlet distribution with a low total concentration, but with the induced marginal priors for  $\theta_1, \dots, \theta_p$  replaced with informative priors to reflect known information. Specifically, our prior for  $f$  takes the form

$$\begin{aligned} \pi_1(f, \theta) &= \pi_0(f|\theta) \times p_1(\theta) \\ &= \pi_0(f|\theta) \times \prod_{j=1}^p p_{1j}(\theta_j), \end{aligned}$$

where  $\pi_0(f)$  is a  $\text{Dirichlet}(\alpha_0, \dots, \alpha_0)$  distribution on the  $(\prod d_j - 1)$ -dimensional simplex and  $p_{1j}$  is an informative Dirichlet distribution on  $(d_j - 1)$ -dimensional simplex. Recall from Section 2 that the marginally specified prior  $\pi_1$  is the closest distribution in Kullback-Leibler divergence to  $\pi_0$  that has the desired priors on  $\theta_1, \dots, \theta_p$ . Also note that the methodology does not require that these induced priors be Dirichlet, although making them so will facilitate comparison to an informative Dirichlet prior distribution on  $f$  in the example data analysis that follows.

Estimation of  $f$  via the posterior distribution  $\pi_1(f|y)$  can proceed via an MCMC algorithm. As in the previous section, we modify an MCMC algorithm for simulating from  $\pi_0(f|y)$ , the posterior under the canonical nonparametric prior, in order to obtain simulations from  $\pi_1(f|y)$ , the posterior under the marginally specified prior. Our particular MCMC scheme relies on the representation of a Dirichlet-distributed random variable as a set of independent gamma variables scaled to sum

to one. That is, if  $Z_c \sim \text{gamma}(\alpha_c, 1)$  and  $f_c = Z_c / \sum Z_{c'}$ , then  $f \sim \text{Dirichlet}(\alpha_1, \dots, \alpha_{|\mathcal{C}|})$ . We employ an MCMC algorithm that is based upon simulating proposed values of  $\{\ln Z_c : c \in \mathcal{C}\}$  from a normal distribution centered at the current values. Because of the generally high dimension of the parameter  $f$ , proposing changes to every element of  $f$  simultaneously can result in low acceptance rates. To avoid this problem, at each iteration of the algorithm we propose changes to randomly chosen subvectors of  $f$ . The steps in a single iteration of the MCMC algorithm are then as follows:

1. Generate a proposal  $\{f^*, \theta_1^*, \dots, \theta_p^*\}$ :
  - (a) randomly sample a set of cells  $\mathcal{C}' \subset \mathcal{C}$ ;
  - (b) simulate proposals  $\{\log Z_c^* : c \in \mathcal{C}'\} = \{\log Z_c : c \in \mathcal{C}'\} + \epsilon$ ,  $\epsilon \sim \text{normal}(0, \delta I)$ ;
  - (c) compute the corresponding  $f^*$  and marginal probabilities  $\theta_1^*, \dots, \theta_p^*$ .
2. Compute the acceptance ratio  $r = r_0 r_1$  from  $r_0$ , the acceptance ratio for  $f$  under  $\pi_0$ , and  $r_1$ , the marginal prior ratio:

$$r_0 = \frac{p(y|f^*)\pi_0(Z^*)}{p(y|f)\pi_0(Z)} \prod_c (Z_c^*/Z_c) \quad , \quad r_1 = \frac{p_1(\theta^*)/p_0(\theta^*)}{p_1(\theta)/p_0(\theta)}.$$

3. Accept  $f^*, \theta_1^*, \dots, \theta_p^*$  with probability  $1 \wedge r$ .

Note that the ratio  $r_0$  includes the Jacobian of the transformation from  $Z$  to  $\ln Z$ , as the proposal distribution is symmetric on the log-scale. The number of cells  $|\mathcal{C}'|$  to update at each step and the variance parameter  $\delta$  in the proposal distribution can be adjusted to achieve target acceptance rates.

As mentioned above, we take  $p_1$  to be a product of Dirichlet densities representing prior information about the margins  $\theta_1, \dots, \theta_p$ . To calculate  $r_1$  we must also compute the corresponding joint distribution  $p_0$  of  $\theta_1, \dots, \theta_p$  under the Dirichlet distribution  $\pi_0$  on  $f$ . We approximate  $p_0$  by the product of the prior marginal densities of  $\theta_1, \dots, \theta_p$  under  $\pi_0$ , each of which are Dirichlet. However, we note that the  $\theta_j$ 's are only approximately independent of each other under  $\pi_0$ .

### 4.3 Example: North Carolina PUMS data

We evaluate the performance of the marginally specified prior and several associated priors in terms of their performance under the scenario of a researcher with accurate prior information about the

marginal distributions of the  $p$  categorical variables. Our scenario is based on data from the Public Use Microdata Sample (PUMS) of the American Community Survey, a yearly demographic and economic survey. We consider data on gender (male, female:  $d_1 = 2$ ), citizenship (native, naturalized, non-citizen:  $d_2 = 3$ ), primary language spoken (English, other:  $d_3 = 2$ ), class of worker ( $d_4 = 8$ ), and mode of transportation to work ( $d_5 = 12$ ) from 40,769 survey participants. The latter two variables are each dominated by a single category, “employee of private company” (63.75%) for worker class and “car, truck or van” (91.97%) for transportation. These classifications yield a five-way contingency table with  $|\mathcal{C}| = 1,152$  cells. From these data we constructed a “true” joint distribution  $\tilde{f}$  and marginal frequencies  $\tilde{\theta}$  by filling out the multiway contingency table with the PUMS data, replacing zero counts in the contingency table with small fractional counts, and normalizing the resulting counts to produce a probability distribution over  $|\mathcal{C}|$ . We then simulated smaller datasets of various sample sizes from  $\tilde{f}$ , and obtained posterior estimates for each under three different prior distributions:

- Informative Dirichlet prior  $\pi_0^I$ : A Dirichlet distribution with parameter  $\alpha_I f_0^I$ , where  $\alpha_I = |\mathcal{C}|$  and  $f_0^I$  is in the  $(|\mathcal{C}| - 1)$ -simplex. Using the method of Csiszár [1975], the prior mean  $f_0^I$  of  $f$  was chosen to be the frequency vector closest in Kullback-Leibler divergence to the uniform distribution on  $|\mathcal{C}|$  among those with margins equal to  $\tilde{\theta}$ . The induced marginal prior on each  $\theta_j$  is then  $\text{Dir}(|\mathcal{C}|\tilde{\theta}_j)$ , which has prior expectation  $\tilde{\theta}_j$  as desired. Note that the concentration hyperparameter  $\alpha_I$  is the same as that for a uniform prior on the simplex.
- Noninformative Dirichlet prior  $\pi_0^N$ : A Dirichlet distribution with parameter  $\alpha_N f_0^N$ , where  $\alpha_N = \sqrt{|\mathcal{C}|}$  and  $f_0^N = \{1/|\mathcal{C}|, \dots, 1/|\mathcal{C}|\}$ . This prior has the same prior expectation as the uniform prior on the  $(|\mathcal{C}| - 1)$ -simplex, but a smaller prior concentration by a factor of  $\sqrt{|\mathcal{C}|}$ .
- Marginally specified prior  $\pi_1$ : Constructed by replacing the marginal prior for  $\theta$  induced by  $\pi_0^N$  with the marginal prior under  $\pi_0^I$ .

We used the true joint distribution  $\tilde{f}$  to generate 200 replicate data sets of sizes  $n \in \{100, 1000, 5000, 10000, 20000, 40000\}$ . The  $\pi_0^I$  and  $\pi_0^N$  priors are conjugate to the multinomial likelihood, and so their posterior distributions are available in closed form. For estimation under  $\pi_1$ , the MCMC algorithm described above was run for  $3 \times 10^6$  iterations for each simulated dataset. The acceptance rate varied with the sample size  $n$ , from 89% at  $n = 100$  down to 63% at  $n = 10000$ . Effective

sample sizes corresponding to thinned Markov chains based on every 500th iterate were obtained and were found to be around 1000 (based on thinned chains of length 6000).

For each simulated dataset and prior we obtain posterior mean estimates  $(\hat{f}, \hat{\theta})$  which we compare to the true values  $(\tilde{f}, \tilde{\theta})$  used to generate the simulated data. To evaluate  $\hat{\theta}$ , we use an average of the absolute value of the Kullback-Leibler divergence between the true marginal distributions  $\{\tilde{\theta}_1, \dots, \tilde{\theta}_p\}$  and the estimated marginal distributions  $\{\hat{\theta}_1, \dots, \hat{\theta}_p\}$ :

$$M = \frac{1}{p} \sum_{j=1}^p \left| \sum_{c=1}^{d_j} \tilde{\theta}_{jc} \ln(\hat{\theta}_{jc}/\tilde{\theta}_{jc}) \right|.$$

Smaller values of  $M$  indicate better performance with respect to this marginal metric.

To assess the performance of  $\hat{f}$  on aspects of  $f$  other than the marginal distributions, we compared the true and estimated values of the local dependence functions (LDFs) of the  $\binom{p}{2}$  separate two-way marginal distributions. These LDFs describe the two-way dependencies among the variables, and are invariant to changes in the marginal distributions [Goodman, 1969]. The LDFs are formed from cross-product ratios of  $f$  as follows: Letting  $f_{c_1, c_2}^{j_1, j_2} = \Pr(y_{j_1} = c_1, y_{j_2} = c_2 | f)$ , we define

$$LDF_{c_1, c_2}^{j_1, j_2}(f) = \ln \left( \frac{f_{c_1, c_2}^{j_1, j_2} f_{c_1+1, c_2+1}^{j_1, j_2}}{f_{c_1, c_2+1}^{j_1, j_2} f_{c_1+1, c_2}^{j_1, j_2}} \right).$$

For each simulated dataset and prior distribution, we computed the average squared error between  $LDF_{c_1, c_2}^{j_1, j_2}(\hat{f})$  and  $LDF_{c_1, c_2}^{j_1, j_2}(\tilde{f})$  as

$$L = \binom{p}{2}^{-1} \sum_{j_1 < j_2} \frac{1}{(d_{j_1} - 1)(d_{j_2} - 1)} \sum_{c_1=1}^{d_{j_1}-1} \sum_{c_2=1}^{d_{j_2}-1} (LDF_{c_1, c_2}^{j_1, j_2}(\hat{f}) - LDF_{c_1, c_2}^{j_1, j_2}(\tilde{f}))^2.$$

Smaller values of  $L$  indicate better performance in terms of representing the two-way dependence structure of the true distribution  $\tilde{f}$ .

Figure 5 shows the  $M$  and  $L$  performance metrics for each prior and simulated dataset, with the averages over simulations at each sample size joined by lines. The sample sizes are displayed ordinally, with a slight horizontal shift for each prior so that the results under different priors can be distinguished. Not surprisingly, the estimates of  $\theta$  under  $\pi_0^I$  and  $\pi_1$  outperform those under  $\pi_0^N$ , as these former two priors were designed to have correct prior expectations for  $\theta$ . (The initial non-monotonic trend in the performance of  $\pi_0^I$  with sample size is due to the fact that  $\pi_0^I$  has exactly correct prior expectation: If the sample size were zero then  $M$  would be zero as well). In contrast, the second plot in Figure 5 indicates that  $\pi_0^I$  provides relatively poor estimates of the dependence

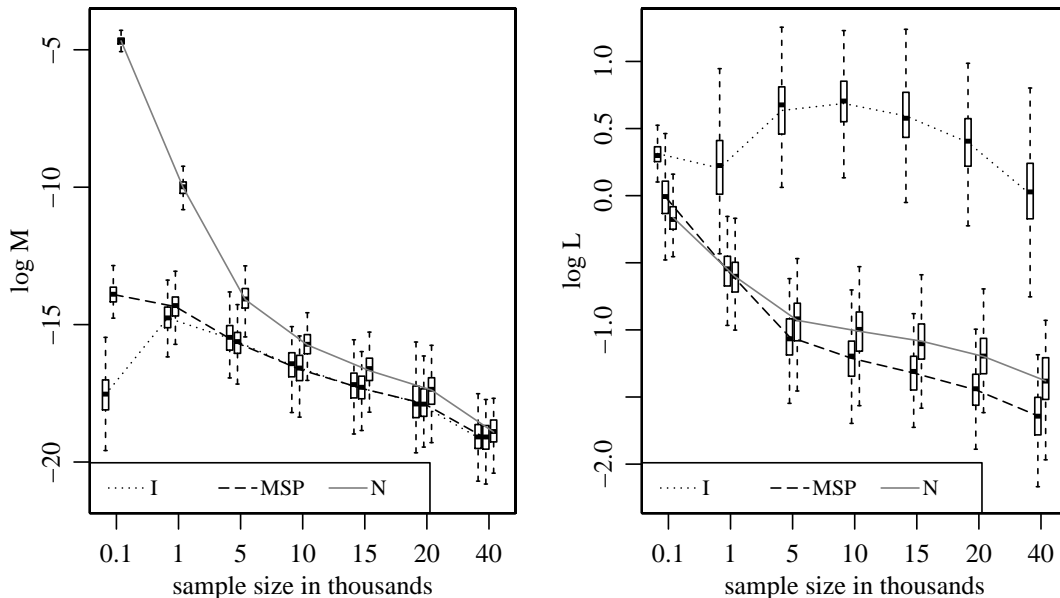


Figure 5: Comparison of  $M$  and  $L$  metrics on the log scale for  $\pi_0^I$  (I),  $\pi_0^N$  (N) and  $\pi_1$  (MSP) at various sample sizes.

functions: At all sample sizes, this prior underperforms compared to the other two, demonstrating the cost of making  $\pi_0^I$  directly informative about the marginals. On the other hand,  $\pi_0^N$  and  $\pi_1$  have very comparable performance in terms of estimation of the dependence functions. These comparisons, using both the marginal and margin-free performance metrics, highlight the desirable properties of the marginally specified prior formulation: A marginally specified prior  $\pi_1$  is able to represent prior information about specific functionals  $\theta(f)$  of the high-dimensional parameter  $f$  without being overly informative about other aspects of the parameter.

## 5 Discussion

Nonparametric priors for a high-dimensional parameter  $f$  based on Dirichlet processes or Dirichlet distributions do not easily facilitate partial prior information about arbitrary functionals  $\theta = \theta(f)$ . Attempts to make such priors informative about  $\theta$  can generally make the prior undesirably informative about other aspects of  $f$ .

In this article, we have presented a relatively simple solution to this problem, via construction of a marginally specified prior (MSP) that can induce a target marginal prior on a functional  $\theta$ , but is

otherwise as close as possible to a given canonical “noninformative” nonparametric prior. We have provided general posterior approximation schemes for such priors, based on conceptually simple modifications to standard MCMC routines for canonical nonparametric priors. In two examples we have shown that the MSP behaves as anticipated: Given accurate prior information, the MSP provides improved estimation for  $\theta$  as compared to “noninformative” priors, while providing similar or better estimation performance for other aspects of the unknown parameter  $f$ .

One barrier to the adoption of MSPs is that the posterior approximation schemes we have presented require that the ratio  $p_1(\theta)/p_0(\theta)$  be computable, where  $p_1$  is the desired informative prior for  $\theta$  and  $p_0$  is the prior induced on  $\theta$  by a canonical prior  $\pi_0$ . Generally,  $p_0$  will not have a closed form, and so must be approximated numerically or otherwise. If the dimension of  $\theta$  is small, it should generally be feasible to approximate  $p_0$  with a kernel density estimate, or by a simple parametric family. If  $\theta$  is high-dimensional, then other approximation strategies may be required, such as approximating the joint density of  $\theta$  as a product density (i.e. assuming independence of subvectors of  $\theta$ ) or perhaps by using mixture models. While the latter strategy may be more flexible and accurate than the former, it may roughly double the modeling efforts in any given problem by requiring one to essentially nonparametrically estimate  $p_0$  before estimating  $f$ .

Supplementary results and replication code for the material in Section 3 are available at the second author’s website: [www.stat.washington.edu/~hoff](http://www.stat.washington.edu/~hoff)

## References

- CA Bush and SN MacEachern. A semiparametric Bayesian model for randomised block designs. *Biometrika*, 83(2):275–285, JUN 1996. ISSN 0006-3444. doi: {10.1093/biomet/83.2.275}.
- C.A. Bush, J. Lee, and S.N. MacEachern. Minimally informative prior distributions for nonparametric Bayesian analysis. *Journal of the Royal Statistical Society B*, 72(2):253–268, 2010.
- I Csiszár. I-divergence geometry of probability distributions and minimization problems. *Annals of Probability*, 3(1):146–158, 1975. ISSN 0091-1798. doi: {10.1214/aop/1176996454}.
- AP Dawid and SL Lauritzen. Hyper Markov laws in the statistical-analysis of decomposable graphical models. *Annals Of Statistics*, 21(3):1272–1317, SEP 1993. ISSN 0090-5364. doi: {10.1214/aos/1176349260}.

- Adrian Dobra and Hele Massam. The mode oriented stochastic search (MOSS) algorithm for log-linear models with conjugate priors. *Statistical Methodology*, 7(3):240 – 253, 2010. ISSN 1572-3127. doi: 10.1016/j.stamet.2009.04.002.
- D.B. Dunson and C. Xing. Nonparametric Bayes modeling of multivariate categorical data. *Journal of the American Statistical Association (Theory and Methods)*, 104(487):1042–1051, 2009.
- M.D. Escobar. Estimating normal means with a Dirichlet process prior. *Journal of the American Statistical Association*, 89(425):268–277, 1994.
- M.D. Escobar and M. West. Bayesian density estimation and inference using mixtures. *Journal of the American Statistical Association*, 90(430):577–588, 1995.
- Thomas S. Ferguson. A Bayesian analysis of some nonparametric problems. *Ann. Statist.*, 1: 209–230, 1973. ISSN 0090-5364.
- E.B. Fox, E.B. Sudderth, M.I. Jordan, and A.S. Willsky. A sticky HDP-HMM with application to speaker diarization. *Annals of Applied Statistics*, 2011.
- L.A. Goodman. How to ransack social mobility tables and other kinds of cross-classification tables. *American Journal of Sociology*, pages 1–40, 1969.
- M. Kalli, J. Griffin, and S.G. Walker. Slice sampling mixture models. *Statistics and Computing*, 21(1):93–105, 2011.
- Robert E. Kass and Larry Wasserman. A reference Bayesian test for nested hypotheses and its relationship to the Schwarz criterion. *J. Amer. Statist. Assoc.*, 90(431):928–934, 1995. ISSN 0162-1459.
- A. Lijoi and E. Regazzini. Means of a Dirichlet process and multiple hypergeometric functions. *The Annals of Probability*, 32(2):1469–1495, 2004.
- Albert Y. Lo. On a class of Bayesian nonparametric estimates. I. Density estimates. *Ann. Statist.*, 12(1):351–357, 1984. ISSN 0090-5364. doi: 10.1214/aos/1176346412.
- Steven N. MacEachern and Peter Müller. Estimating mixture of Dirichlet process models. *Journal of Computational and Graphical Statistics*, 7:223–238, 1998.



- J.D. McAuliffe, D.M. Blei, and M.I. Jordan. Nonparametric empirical Bayes for the Dirichlet process mixture model. *Statistics and Computing*, 16(1):5–14, 2006.
- F.A. Moala and A.O. O’Hagan. Elicitation of multivariate prior distributions: A nonparametric Bayesian approach. *Journal of Statistical Planning and Inference*, 140(7):1635–1655, 2010.
- P. Muller, A. Erkanli, and M. West. Bayesian curve fitting using multivariate normal mixtures. *Biometrika*, 83(1):67–79, 1996.
- R.M. Neal. Regression and classification using Gaussian process priors. In J.M. Bernardo, J.O. Berger, A.P. Dawid, and A.F.M Smith, editors, *Bayesian Statistics*, volume 6, pages 475–501. Oxford University Press, 1999.
- S. Petrone, M. Guindani, and A.E. Gelfand. Hybrid Dirichlet mixture models for functional data. *Journal of the Royal Statistical Society B*, 71(4):755–782, 2009.
- Jim Pitman. Some developments of the Blackwell-MacQueen urn scheme. In *Statistics, probability and game theory*, volume 30 of *IMS Lecture Notes Monogr. Ser.*, pages 245–267. Inst. Math. Statist., Hayward, CA, 1996. doi: 10.1214/lnms/1215453576.
- E.B. Sudderth and M.I. Jordan. Shared segmentation of natural scenes using dependent Pitman-Yor processes. In *Proceedings of Neural Information Processing Systems*, 2008.
- S.G. Walker. Sampling the Dirichlet mixture model with slices. *Communications in Statistics - Simulation and Computation*, 36:45–54, 2007.
- Hajime Yamato. Characteristic functions of means of distributions chosen from a Dirichlet process. *Ann. Probab.*, 12(1):262–267, 1984. ISSN 0091-1798.
- C. Yau, O. Papaspiliopoulos, G.O. Roberts, and C Holmes. Bayesian non-parametric hidden Markov models with applications in genomics. *Journal of the Royal Statistical Society (B)*, 73(1):37–57, 2011.
- F. Zou, H. Huang, S. Lee, and I. Hoeschele. Nonparametric Bayesian variable selection with applications to multiple quantitative trait loci mapping with epistasis and gene-environment interaction. *Genetics*, 186(1):385–394, 2010.