

DID THE ANCIENT EGYPTIANS RECORD THE PERIOD OF THE ECLIPSING BINARY ALGOL – THE RAGING ONE?

L. JETSU, S. PORCEDDU, J. LYYTINEN, P. KAJATKARI, J. LEHTINEN, AND T. MARKKANEN
Department of Physics, P.O. Box 64, FI-00014 University of Helsinki, Finland

J. TOIVARI-VIITALA
Department of World Cultures, P.O. Box 59, FI-00014 University of Helsinki, Finland
Draft version November 27, 2024

ABSTRACT

The eclipses in binary stars give precise information of orbital period changes. Goodricke discovered the 2.867 days period in the eclipses of Algol in the year 1783. The irregular orbital period changes of this longest known eclipsing binary continue to puzzle astronomers. The mass transfer between the two members of this binary should cause a long-term increase of the orbital period, but observations over two centuries have not confirmed this effect. Here, we present evidence indicating that the period of Algol was 2.850 days three millennia ago. For religious reasons, the ancient Egyptians have recorded this period into the Cairo Calendar, which describes the repetitive changes of the Raging one. Cairo Calendar may be the oldest preserved historical document of the discovery of a variable star.

Subject headings: binaries: eclipsing – general: history and philosophy of astronomy – methods: statistical – stars: evolution – stars: individual (Algol, Bet Per, HD 19356)

1. INTRODUCTION

In Algol type eclipsing binaries (hereafter EB), one member has evolved away from the main sequence and Roche-lobe overflow has led to mass transfer (hereafter MT) to the other member. MT can increase or decrease the orbital period P_{orb} (Kwee 1958). Many EBs show only positive or negative P_{orb} changes. Alternating period changes (hereafter APC) seemed to occur only in EBs, where one member displayed magnetic activity (Hall 1989). Activity may explain APC (Applegate 1992), but this phenomenon is still poorly understood (Zavala et al. 2002; Lanza 2006; Liao & Qian 2010).

Montanari discovered Algol in 1669. It was the second variable discovered, 73 years after the discovery of Mira by Fabricius. Goodricke (1783) determined $P_{\text{orb}} = 2.^{\text{d}}867$ of Algol with naked eyes. He received the Copley Medal for this outstanding achievement. The observed (O) eclipses can not be calculated (C) with a constant P_{orb} . These $O-C$ show APC cycles of 1.9, 32 and 180 years. Algol is actually a triple system. The eclipsing stars in the $2.^{\text{d}}867$ close orbit are Algol A (B8 V) and Algol B (K2 IV). Algol C (F1 IV) in the wide orbit causes the 1.9 year cycle. Applegate’s theory may explain the longer cycles, because Algol B has a convective envelope. MT from Algol B to Algol A should cause a long-term P_{orb} increase, but APC may have masked this effect (Biermann & Hall 1973). This problem was discussed when Kiseleva et al. (1998) compared Algol to U Cep, where the parabolic $O-C$ trend has confirmed a P_{orb} increase caused by MT. Evidence for this effect in Algol is lacking after 230 years of observations. Thus, any P_{orb} information predating 1783 A.D. would be valuable.

Ancient Egyptian Scribes (hereafter AES) wrote Calendars of Lucky and Unlucky Days that assigned good and bad prognoses for the days of the year. These

prognoses were based on mythological and astronomical events considered influential for everyday life. The best preserved calendar is the Cairo Calendar (hereafter CC) in papyrus Cairo 86637 dated to 1271–1163 B.C. (Bakir 1966; Demaree & Janssen 1982; Helck et al. 1975–1992). Many CC prognoses had an astronomical origin, because AES acting as “hour-watchers” observed bright stars for religious reasons during every clear night (e.g. Leitz 1989, 1994; Krauss 2002, 2012). The traditions of AES in creating and copying tables of various different versions of star clocks spanned thousands of years. We have no exact knowledge about the volume of this activity and admittedly the evidence is scarce, but nevertheless the star clocks required existing astronomical observation practices. The little that we know about the observation practices comes mostly from Late Period (664–332 B.C.) sources such as the inscription on the statue of astronomer Harkhebi and the sighting instrument of Hor, son of Hor-wedja (Clagett 1995). Hardy (2002) argued that CC was a stellar almanac, where known bright stars, like α Car, can be identified. Porceddu et al. (2008, Paper I) detected the period of the Moon in CC. Indications of a less significant period, $2.^{\text{d}}85$, close to P_{orb} of Algol, were detected, but this connection had to be considered only tentative. Here, we concentrate on statistics, astrophysics and astronomy. We show that $n \approx 200$ good prognoses would induce P_{Moon} and P_{Algol} in CC, even if the remaining $n \approx 700$ good and bad prognoses had aperiodic origins (Leitz 1994, e.g. diseases, floods, feasts, winds). The connections between Algol and AES are discussed in detail in Porceddu et al. (2013, in preparation, hereafter Paper III), where we date CC to 1224 B.C. A shift of $\pm 300^{\text{y}}$ would not alter the main results presented here.

2. DATA

Table 1
CC prognoses for one Egyptian year.

Day	Akhet I	Akhet II	Akhet III	Akhet IV	Peret I	Peret II	Peret III	Peret IV	Shemu I	Shemu II	Shemu III	Shemu IV
D	$M=1$	$M=2$	$M=3$	$M=4$	$M=5$	$M=6$	$M=7$	$M=8$	$M=9$	$M=10$	$M=11$	$M=12$
1	GGG	GGG	GGG	GGG	GGG	GGG	GGG	GGG	GGG	GGG	GGG	GGG
2	GGG	GGG	—	GGG	GGG	GGG	GGG	GGG	—	—	GGG	GGG
3	GGS	GGG	GGG	SSS	GGG	—	—	SSS	GGG	GGG	SSS	SSS
4	GGG	SGS	—	GGG	GGG	GGG	GSS	GGG	SSS	SSS	GGG	SSG
5	GGG	SSS	—	GGG	GSS	GGG	GGG	SSS	—	GGG	SSS	GGG
6	SSG	GGG	GGG	SSS	GGG	—	GGG	SSS	GGG	—	—	SSS
7	GGG	SSS	GGG	SSS	SSS	GGG	SSS	GGG	GGG	SSS	SSS	—
8	GGS	GGG	—	GGG	GGG	GGG	GGG	GGG	—	GGG	SSS	GGG
9	GGG	GGG	SSS	GGG	GGG	GGG	GGG	—	GGG	GGG	GGG	GGG
10	GGG	GGG	GGG	GGG	SSS	SSS	SSS	—	—	GGG	SSS	GGG
11	SSS	GGG	GGG	GGG	SSS	GGG	GGG	SSS	—	SSS	SSS	SSS
12	SSS	SSS	—	SSS	—	GGG	GGG	SSS	—	GGG	—	GGG
13	GSS	GGG	SSS	GGG	GGG	SSS	GGG	SSS	—	GGG	—	GGG
14	—	GGG	SSS	GGG	SSS	SGG	—	—	—	GGG	SSS	GGG
15	GSS	GSS	SSS	—	GGG	—	SSS	GGG	—	SSS	GGG	SSS
16	SSS	GGG	GGG	GGG	GGG	—	SSS	GGG	GGG	GGG	SSS	GGG
17	SSS	GGG	—	—	SSS	GGG	SSS	SSS	GGG	SSS	—	GGG
18	GGG	SSS	SSS	SSS	GGG	SSS	GGG	—	GGG	SSS	SSS	SSG
19	GGG	GGG	SSS	SSS	SSS	GSS	—	GGG	GGG	SSS	SSS	GGG
20	SSS	SSS	SSS	SSS	SSS	SSS	SSS	—	SSS	SSS	SSS	—
21	GGG	SSG	GGG	SSG	GGG	—	—	—	SSS	SSG	GGG	GGG
22	SSS	—	—	GGG	GGG	GGG	SSS	SSS	GGG	SSS	SSS	GGG
23	SSS	—	SSS	GGS	GGG	GGG	GGG	—	GGG	GGG	SSS	SSS
24	GGG	SSS	GGG	—	GGG	SSS	SSS	—	SSS	GGG	GGG	GGG
25	GGS	SSS	GGG	—	GGG	GGG	—	SSS	GGG	GGG	GSG	GGG
26	SSS	SSS	GGG	GGG	SSS	—	SSS	—	GGG	SSS	GGG	GSG
27	GGG	SSS	GGG	GGS	GGG	—	SSS	SSS	—	SSS	SSS	SSS
28	GGG	GGG	GGG	SSS	GGG	GGG	GGG	GGG	—	GGG	SSS	GGG
29	SGG	GGG	GGG	SSS	GGG	SSS	GGG	GGG	GGG	GGG	GGG	GGG
30	GGG	GGG	GGG	GGG	GGG	SSS	GGG	GGG	GGG	GGG	GGG	GGG

Table 2

SSTP=1, 2, 3, ..., 23 and 24 created from Table 1.

SSTP	N_0	Div	X	Remove	n	ΔT
1	62	Equation (2)	G	none	564	359.3
2	62	Equation (2)	G	$D=1$	528	358.3
3	187	Equation (2)	G	none	564	359.4
4	187	Equation (2)	G	$D=1$	528	358.4
5	307	Equation (2)	G	none	564	359.3
6	307	Equation (2)	G	$D=1$	528	358.3
7	62	Equation (3)	G	none	564	359.6
8	62	Equation (3)	G	$D=1$	528	358.6
9	187	Equation (3)	G	none	564	359.6
10	187	Equation (3)	G	$D=1$	528	358.6
11	307	Equation (3)	G	none	564	359.6
12	307	Equation (3)	G	$D=1$	528	358.6
13	62	Equation (2)	S	none	351	354.0
14	62	Equation (2)	S	$D=20$	321	354.0
15	187	Equation (2)	S	none	351	354.0
16	187	Equation (2)	S	$D=20$	321	354.0
17	307	Equation (2)	S	none	351	354.0
18	307	Equation (2)	S	$D=20$	321	354.0
19	62	Equation (3)	S	none	351	354.0
20	62	Equation (3)	S	$D=20$	321	354.0
21	187	Equation (3)	S	none	351	354.0
22	187	Equation (3)	S	$D=20$	321	354.0
23	307	Equation (3)	S	none	351	354.0
24	307	Equation (3)	S	$D=20$	321	354.0

Note. — N_0 in Equation (1), day division Div (Equations (2) or (3)), selected prognoses (X), removed prognoses (Remove), sample size (n) and time span ($\Delta T = t_n - t_1$).

The CC prognoses are given in Table 1. The ancient Egyptian year had 365 days. It contained 12 months (M) of 30 days (D). Every month had 3 weeks of 10 days. The year was divided into the flood (Akhet), the winter (Peret) and the harvest (Shemu) seasons. CC gave three prognoses a day, except for the 5 additional “epagomenal” days of the year. We use the German notation G=“gut”=“good” and S=“schlecht”=“bad” (Leitz 1994). The notation for unreadable prognoses is “—”. The Egyptian day began from dawn. Daytime and nighttime were divided into 12 hours. For example, GGS for

Table 3Time points t_i for all prognoses of Table 1.

D	M	N_E	X	Div: Equation (2)			Div: Equation (3)		
				$N_0=62$	$N_0=187$	$N_0=307$	$N_0=62$	$N_0=187$	$N_0=307$
				[days]	[days]	[days]	[days]	[days]	[days]
1	1	1	G	0.080	0.095	0.076	0.120	0.142	0.114
1	1	1	G	0.239	0.284	0.227	0.359	0.426	0.341
1	1	1	G	0.399	0.473	0.379	0.739	0.784	0.727
2	1	2	G	1.080	1.095	1.076	1.120	1.142	1.113
2	1	2	G	1.240	1.284	1.227	1.360	1.425	1.340

Note. — Table 3 is published in its entirety in the electronic edition of the *Astrophysical Journal Series*. A portion is shown here for guidance regarding its form and content.

“I Akhet 25” means that the first two parts of this day were good, but the third part was bad. The logic of this day division procedure has not been explained anywhere in the known Egyptian texts. The prognosis is usually the same, GGG or SSS, for the whole day. However, 23 days have a heterogeneous prognosis, like GSS. Leitz (1994) used the descriptions of such days to infer how AES divided the day into parts. The first part refers to the morning, the second refers to mid-day and the third refers to the evening, but may also include the night.

We computed Gregorian days ($N_G = 1 \equiv \text{Jan 1st}$) from

$$N_G = \begin{cases} N_E + N_0 - 1, & N_E \leq 366 - N_0 \\ N_E + N_0 - 366, & N_E > 366 - N_0, \end{cases} \quad (1)$$

where $N_E = 30(M-1) + D$, and $N_0 = 62, 187$ or 307 . Leitz (1994) has suggested $N_0 = 187$. The values $N_0 = 307$ and 62 were obtained by adding 120 and 240 days to $N_0 = 187$. These three N_0 values were tested, because we did not know, where the Gregorian year began in CC. We used $\delta_\odot(N_G) \approx -23.45^\circ \cos [360^\circ(N_G + 10)/(365.25)]$. This accuracy was sufficient (see Section 3.6: 11th paragraph). The daytime at Middle Egypt ($\phi = 26^\circ 41'$) was $l_D(N_G) = (24/180^\circ) \{ \text{acos}[-\tan(\phi) \tan(\delta_\odot(N_G))] \}$ hours. Assuming that AES divided $l_D(N_G)$ into three intervals

gave

$$\begin{aligned} t_1(N_E) &= (N_E - 1) + (1/6)[l_D(N_G)/24] \\ t_2(N_E) &= (N_E - 1) + (3/6)[l_D(N_G)/24] \\ t_3(N_E) &= (N_E - 1) + (5/6)[l_D(N_G)/24]. \end{aligned} \quad (2)$$

In our other alternative, the daytime was divided into two intervals and the nighttime was the third interval:

$$\begin{aligned} t_1(N_E) &= (N_E - 1) + (1/4)[l_D(N_G)/24] \\ t_2(N_E) &= (N_E - 1) + (3/4)[l_D(N_G)/24] \\ t_3(N_E) &= (N_E - 1) + 1/2 + (1/2)[l_D(N_G)/24]. \end{aligned} \quad (3)$$

These divisions represented the extremes that can be used in placing three epochs within 24 hours. We created 24 different samples of series of time points t_i (hereafter SSTP) from Table 1. The t_i of G and S prognoses were separated. The $D = 1$ and 20 prognoses were always GGG and SSS (Table 1). We removed the t_i of these days from some samples. Table 2 summarizes our SSTP. The t_i values for all prognoses are given in Table 3, which is published only online. Columns 1–4 give D , M , N_E and the prognoses X . Columns 5–10 give t_i calculated for different combinations of Equations (1 – 3).

3. ANALYSIS

We did not analyse the “bivalent data” $y_i = y(t_i) = X(t_i) = G$ or S . We analysed t_i , which fulfilled $X(t_i) = G$ or S . These “circular data” could be analysed with numerous nonparametric methods (e.g. Batchelet 1981).

3.1. Rayleigh test

We analysed these t_i with a Rayleigh test between $P_{\min} = 1.45$ and $P_{\max} = 90^\circ$. Our P_{\min} exceeded the data spacing (Equations (2) and (3)) and our P_{\max} was $\Delta T/4$. We have applied nonparametric methods to astronomical (Jetsu 1996; Jetsu et al. 1997, 1999, 2000; Lyytinen et al. 2002; Lehtinen et al. 2011, 2012) and geophysical data (Jetsu 1997; Jetsu & Pelt 2000; Lyytinen et al. 2009). The sample size (n) and density ($\Delta T/(nP)$) of CC were better than in any of these previous studies.

The phases are $\phi_i = \text{FRAC}[(t_i - t_0)f]$, where $\text{FRAC}[x]$ removes the integer part of x , $f = P^{-1}$ is the tested frequency and t_0 is an arbitrary epoch. Rayleigh test statistic is $z(f) = |\mathbf{R}|^2/n$, where $\theta_i = 2\pi\phi_i$, $\mathbf{r}_i = [\cos\theta_i, \sin\theta_i]$ and $\mathbf{R} = \sum_{i=1}^n \mathbf{r}_i$. Rayleigh test null hypothesis is H_0 : “Phases ϕ_i calculated with an arbitrary tested P have a random distribution between 0 and 1.”

If H_0 is true, \mathbf{r}_i point to random directions θ_i and $|\mathbf{R}| \approx 0$. Coinciding θ_i give $|\mathbf{R}| = n$. The probability density function is $f(z) = e^{-z}$, which gives $P(z \leq z_0) = F(z_0) = 1 - e^{-z_0}$. If the tested f are between f_{\min} and f_{\max} , the number of independent statistical tests is $m = \text{INT}[(f_{\max} - f_{\min})/f_0]$, where $\text{INT}[x]$ removes the decimal part of x and $f_0 = 1/\Delta T$ (Jetsu & Pelt 1996, 2000). The probability that $z(f)$ exceeds the value z_0 is

$$Q = Q(z_0) = P(z(f) > z_0) = 1 - (1 - e^{-z_0})^m. \quad (4)$$

This Q is the *standard critical level*. We rejected H_0 if

$$Q < \gamma = 0.001, \quad (5)$$

where γ is called the *preassigned significance level*. We used simulations to check, if the above standard Q estimates were reliable for the CC data.

Table 4

Number of different daily prognosis combinations in Table 1.

Prognosis combination	SSTP=1, 3, ..., 35			SSTP=2, 4, ..., 36		
	Days	G	S	Days	G	S
GGG	177	531	0	165	495	0
GGS	6	12	6	6	12	6
GSG	2	4	2	2	4	2
GSS	6	6	12	6	6	12
SSS	105	0	315	95	0	285
SSG	6	6	12	6	6	12
SGG	2	4	2	2	4	2
SGS	1	1	2	1	1	2
Total	305	564	351	283	528	321
“—”	55	0	0	53	0	0
Total	360	564	351	336	528	321

→ Table 5 → Table 6

Table 5

Simulation of aperiodic data similar to SSTP=1, 3, ..., 23.

Stage A: Event	P(Event)
$X^*(t_1) = G$	191/305
$X^*(t_1) = S$	114/305
Stage B: Event	P(Event)
$X^*(t_1) = G \Rightarrow X^*(t_2) = G$	183/191
$X^*(t_1) = G \Rightarrow X^*(t_2) = S$	8/191
$X^*(t_1) = S \Rightarrow X^*(t_2) = S$	111/114
$X^*(t_1) = S \Rightarrow X^*(t_2) = G$	3/114
Stage C: Event	P(Event)
$X^*(t_1) = G$ and $X^*(t_2) = G \Rightarrow X^*(t_3) = G$	177/183
$X^*(t_1) = G$ and $X^*(t_2) = G \Rightarrow X^*(t_3) = S$	6/183
$X^*(t_1) = G$ and $X^*(t_2) = S \Rightarrow X^*(t_3) = G$	2/8
$X^*(t_1) = G$ and $X^*(t_2) = S \Rightarrow X^*(t_3) = S$	6/8
$X^*(t_1) = S$ and $X^*(t_2) = S \Rightarrow X^*(t_3) = S$	105/111
$X^*(t_1) = S$ and $X^*(t_2) = S \Rightarrow X^*(t_3) = G$	6/111
$X^*(t_1) = S$ and $X^*(t_2) = G \Rightarrow X^*(t_3) = G$	2/3
$X^*(t_1) = S$ and $X^*(t_2) = G \Rightarrow X^*(t_3) = S$	1/3

3.2. Simulation of data similar to SSTP=1, 3, ..., 23

Table 4 summarizes the real data: number of “Days” (columns 2 and 5) having the same “Prognosis combination” (column 1), and number of individual “G” (columns 3 and 6) or “S” prognoses (columns 4 and 7). For example, the event $X(t_1) = G$ occurred with the probability of $P(\text{Event}) = (177+6+2+6)/305 = 191/305$ in the *real* data of SSTP=1,3,...,23. The complementary event, $X(t_1) = S$, had $P(\text{Event}) = (105+6+2+1)/305 = 114/305$. We *simulated* aperiodic data, where the prognosis combinations of *real* data occurred with the same probabilities. Table 4 (Columns 2–4) gave the probabilities $P(\text{event})$ of Table 5. Notations like $X^*(t_1) = G$ or $X^*(t_1) = S$ refer to the events that the *simulated* prognosis for the first time point t_1 of an arbitrary day is either G or S. Aperiodic *simulated* data similar to the *real* data in SSTP=1,3,...,23 were generated with the following procedure:

1. We chose the simulated SSTP=1,3,... or 23. The t_1, t_2 and t_3 for every N_E were calculated with the N_0 and Div of this SSTP (Table 2). The time points of 55 randomly selected days were removed.
2. The random prognoses for each day were assigned using the probabilities $P(\text{Event})$ given in Table 5.
 - Stage A: The random prognosis $X^*(t_1)$ was assigned with the given probabilities $P(\text{event})$.
 - Stage B: The result for $X^*(t_1)$ then determined the probabilities $P(\text{event})$ used in assigning $X^*(t_2)$.
 - Stage C: The results for $X^*(t_1)$ and $X^*(t_2)$ then determined $P(\text{event})$ used in assigning $X^*(t_3)$.

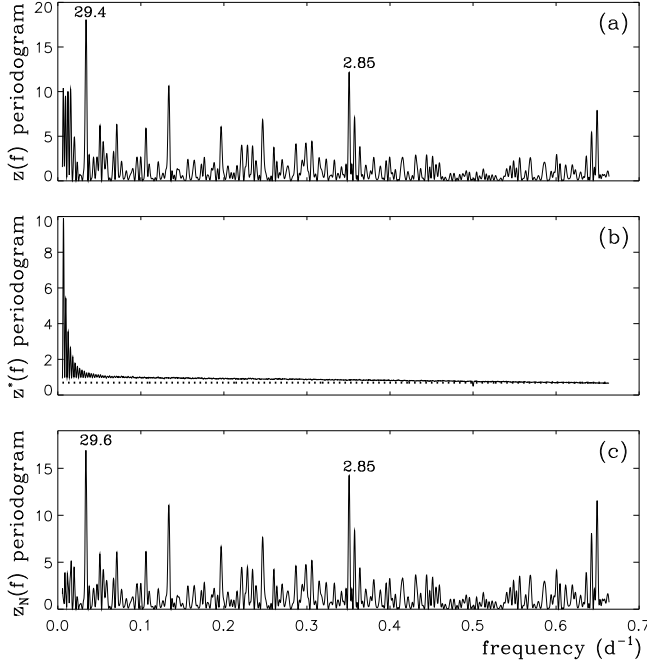


Figure 1. Three periodograms of SSTP=1. (a) $f(z)$ for *real* data gave $P_1 = 29.^d4$ and $P_2 = 2.^d85$. (b) $z^*(f)$ (continuous line) for *simulated* data similar to real data and level of $z_0 = 0.693 \equiv Q = 0.5$ (dotted line). (c) $z_N(f)$ for *real* data gave $P_1 = 29.^d6$ and $P_2 = 2.^d85$.

3. We removed t_i with $X^*(t_i) = S$ for SSTP=1,3,...,11 and t_i with $X^*(t_i) = G$ for SSTP=13,15,...,23.

We used this procedure to simulate 10000 samples of aperiodic random t_i similar to every SSTP=1, 3, ..., 23. This resembled the bootstrap approach (e.g. Jetsu & Pelt 1996), because we created random samples imitating all the defects of the real data. Our repeated random sampling could also be called the Monte Carlo approach.

The highest $z(f)$ peaks for the *real* data of SSTP=1 were at $P_1 = 29.^d4$ and $P_2 = 2.^d850$ (Figure 1a). They reached $Q = 0.0000034$ and 0.0012 . Hence, H_0 should be rejected with P_1 , but not with P_2 (Equation (5)).

The *noise periodogram* $z^*(f)$ for all 10000 simulated aperiodic data samples similar to SSTP=1 is shown in Figure 1b. This $z^*(f)$ is the *median*, not the *mean*, of $z(f)$ periodograms for all 10000 simulated data samples at any particular f , because the probability density function of z is not Gaussian. This density function, e^{-z} , predicts that half of the values fulfill $0 \leq z \leq 0.693$ and the rest fulfill $0.693 < z \leq n$. At the higher f , our $z^*(f)$ approached $z_0 = 0.693 \equiv Q = 0.5$ (Figure 1b: dotted line). However, $z^*(f)$ deviated from $z_0 = 0.693$ at lower f , i.e. the standard Q estimates were not reliable. The $z^*(f)$ periodogram displayed peaks at

$$f = f(\Delta T, k) = [P(\Delta T, k)]^{-1}, \quad (6)$$

where $k \geq 4$ was an integer and the long periods were $P(\Delta T, k) = \Delta T / (k + 1/2)$ (Figure 1b). The $n = 564$ simulated t_i were nearly evenly spaced over $\Delta T = 360^d$ that contained $k + 1/2$ cycles of $P(\Delta T, k)$. The sum of \mathbf{r}_i within the k full cycles was close to zero. The \mathbf{r}_i within the remaining $1/2$ cycle pointed to same side of the unit

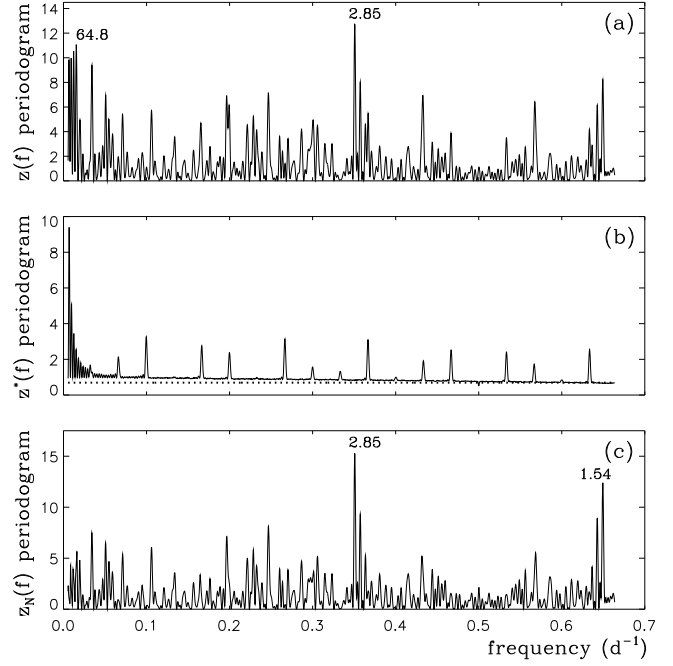


Figure 2. Three periodograms of SSTP=2.

circle. This caused the $z^*(f)$ peaks at $f(\Delta T, k)$. These $P(\Delta T, k)$ were unreal periods, which gave us another reason for rejecting the use of the standard Q estimates.

In the power spectrum analysis, the observed power at any tested f is the “signal–power to noise–power ratio” (Scargle 1982). We divided the standard Rayleigh test $z(f)$ periodogram for the real data with the noise periodogram $z^*(f)$ for similar simulated aperiodic data. This gave us the normalized periodogram

$$z_N(f) = z(f)/z^*(f). \quad (7)$$

To avoid any misunderstanding, we emphasize that the power spectrum method was not applied here. That parametric method relies on a sinusoidal model (Scargle 1982). It can be applied to a time series $y_i = y(t_i)$, but not to a series of time points t_i . Rayleigh test is a non-parametric method. There is no need to fit the data, because there is no model, nor model parameters.

The highest $z_N(f)$ peaks were at $P_1 = 29.^d6$ and $P_2 = 2.^d850$ (Figure 1c). Comparison to Figure 1a revealed that normalization shifted P_1 from $29.^d4$ to $29.^d6$, but it did not shift P_2 . Normalization also eliminated numerous unreal peaks, especially in the lowest f range. We used $z_N(f)$ to identify the best periods in SSTP=1. Their significance had to be also solved from simulations, because the standard Q estimates were unreliable. The peak at $f_1^{-1} = P_1 = 29.^d6$ reached $z_1 = z_N(f_1) = 16.68$. We used Table 5 to simulate ten million aperiodic samples similar to the real data of SSTP=1 and calculated $z_N(f)$ for each sample within $[f_1 - f_0/2, f_1 + f_0/2]$. The highest peak satisfied $z_N(f) > z_1 = 16.68$ only in 120 of these samples. Hence, the *simulated critical level* for $P_1 = 29.^d6$ was $Q^* = 0.000012$. For $P_2 = 2.^d850$, the same procedure gave $Q^* = 0.00014$, which fulfilled the criterion $Q^* < \gamma = 0.001$. These changes differed, i.e. $Q < Q^*$ for $P_1 = 29.^d6$ and $Q > Q^*$ for $P_2 = 2.^d850$. We

decided to revise the H_0 rejection criterion to

$$Q^* < \gamma = 0.001, \quad (8)$$

where Q was substituted with Q^* . The periods $P_3 = 1.^d5401$ ($Q^* = 0.00091$) and $P_4 = 7.^d48$ ($Q^* = 0.00091$) also satisfied Equation (8) for SSTP=1. We will discuss these two unreal periods later.

3.3. Simulation of data similar to SSTP=2,4,...,24

The sample size decreased after removing the $D = 1$ and 20 prognoses. Columns 5–7 of Table 4 gave the P(Event) of Table 6 used in generating simulated aperiodic data similar to the real data in SSTP=2,4,...,24.

1. We chose the simulated SSTP=2,4,... or 24. The t_1, t_2 and t_3 for every N_E were calculated with the N_0 and Div of this SSTP (Table 2). All time points at $D = 1$ and 20 were first removed. Then the time points of 53 randomly selected days were removed.
2. $X^*(t_1), X^*(t_2)$ and $X^*(t_3)$ were assigned as in Section 3.2, except that P(Event) were from Table 6.
3. We removed t_i with $X^*(t_i) = S$ for SSTP=2,4,...,12 and t_i with $X^*(t_i) = G$ for SSTP=14,16,...,24.

The highest $f(z)$ peaks for STTP=2 were at $P_1=2.^d850$ and $P_2=64.^d8$ (Figure 2a). Comparison between Figures 1b and 2b revealed many new $z^*(f)$ peaks caused by the removal of t_i at $D=1$. The standard Q estimates were certainly unreliable. The highest $z_N(f)$ peaks were at $P_1 = 2.^d850$ ($Q^* = 0.000094$) and $P_2 = 1.^d540$ ($Q^* = 0.00059$) (Figure 2c). Normalization did not shift P_1 , but it revised P_2 from $64.^d8$ to $1.^d540$. This unreal $P_2 = P(\Delta T, k = 5) = 64.^d8$ was predicted by Equation (6). It was nicely eliminated by normalization.

The most striking *difference* between SSTP=1 and 2 was that the highly significant $P_1 = 29.^d6$ vanished. The removal of ‘‘GGG’’ prognoses at $D = 1$ caused this. The most important *similarity* was that the $2.^d850$ period fulfilled the criterion of Equation (8) in both SSTP=1 and 2. After removing the $D = 1$ prognoses, the significance of this $2.^d850$ period increased ($Q^* = 0.00014 \rightarrow 0.000094$). In conclusion, the removal of $D = 1$ prognoses eliminated the $29.^d6$ period and the $2.^d850$ period became the best period. It also became more significant.

The σ_P estimates for all P were determined from $z_N(f)$ with the bootstrap method (Jetsu & Pelt 1996). Table 7 gives the best P for G prognoses. These P satisfied the rejection criterion of Equation (8). All best P for S prognoses (Table 8) failed this criterion of Equation (8).

3.4. Results of the period analysis of all G prognoses

Four periods for G prognoses, $29.^d6$, $2.^d85$, $1.^d54$ and $7.^d48$, satisfied rejection criterion of Equation (8).

SSTP=3,5,7,9&11 were similar to SSTP=1 in the sense that the G prognoses at $D = 1$ were not removed. The two best periods for SSTP=3,5,7,9&11 were within the error limits of the two best periods $P_1 = 29.^d6 \pm 0.^d2$ and $P_2 = 2.^d850 \pm 0.^d002$ for SSTP=1.

SSTP=4,6,8,10&12 were similar to SSTP=2, because the $D = 1$ prognoses were removed. The best periods for these five SSTP were within the error limits of the best period $P_1 = 2.^d850 \pm 0.^d002$ for SSTP=2.

Table 6

Simulation of aperiodic data similar to SSTP=2,4,...,24.

Stage A: Event	P(Event)
$X^*(t_1) = G$	179/283
$X^*(t_1) = S$	104/283
Stage B: Event	P(Event)
$X^*(t_1) = G \Rightarrow X^*(t_2) = G$	171/179
$X^*(t_1) = G \Rightarrow X^*(t_2) = S$	8/179
$X^*(t_1) = S \Rightarrow X^*(t_2) = S$	101/104
$X^*(t_1) = S \Rightarrow X^*(t_2) = G$	3/104
Stage C: Event	P(Event)
$X^*(t_1) = G$ and $X^*(t_2) = G \Rightarrow X^*(t_3) = G$	165/171
$X^*(t_1) = G$ and $X^*(t_2) = G \Rightarrow X^*(t_3) = S$	6/171
$X^*(t_1) = G$ and $X^*(t_2) = S \Rightarrow X^*(t_3) = G$	2/8
$X^*(t_1) = G$ and $X^*(t_2) = S \Rightarrow X^*(t_3) = S$	6/8
$X^*(t_1) = S$ and $X^*(t_2) = S \Rightarrow X^*(t_3) = S$	95/101
$X^*(t_1) = S$ and $X^*(t_2) = S \Rightarrow X^*(t_3) = G$	6/101
$X^*(t_1) = S$ and $X^*(t_2) = G \Rightarrow X^*(t_3) = G$	2/3
$X^*(t_1) = S$ and $X^*(t_2) = G \Rightarrow X^*(t_3) = S$	1/3

Table 7

Best periods for the G prognoses.

SSTP	P	Q^*	P	Q^*
	[days]		[days]	
1	29.6 ± 0.2	0.000012	2.850 ± 0.002	0.00014
	1.5401 ± 0.0008	0.00091	7.48 ± 0.02	0.00091
2	2.850 ± 0.002	0.000094	1.5400 ± 0.0008	0.00059
	29.6 ± 0.2	0.000015	2.850 ± 0.002	0.00024
3	1.5401 ± 0.0008	0.00057
	2.851 ± 0.002	0.00016	1.5401 ± 0.0008	0.00037
4	29.6 ± 0.2	0.000013	2.851 ± 0.002	0.00015
	1.5404 ± 0.0008	0.00081	7.48 ± 0.02	0.00089
5	2.851 ± 0.002	0.000094	1.5401 ± 0.0008	0.00054
	29.5 ± 0.2	0.000012	2.850 ± 0.002	0.00010
6	7.48 ± 0.02	0.00079
	2.850 ± 0.002	0.000060
7	29.6 ± 0.2	0.000012	2.851 ± 0.002	0.00016
	7.48 ± 0.02	0.00090
8	2.851 ± 0.002	0.000096
	29.6 ± 0.2	0.000013	2.851 ± 0.002	0.000076
9	7.48 ± 0.02	0.00088
	2.851 ± 0.002	0.000051
10	29.6 ± 0.2	0.000013	2.851 ± 0.002	0.000076
	7.48 ± 0.02	0.00088
11	29.6 ± 0.2	0.000013	2.851 ± 0.002	0.000076
	7.48 ± 0.02	0.00088
12	2.851 ± 0.002	0.000051

Table 8

Best periods for the S prognoses.

SSTP	P	Q^*	P	Q^*
	[days]		[days]	
13	30.3 ± 0.2	0.0021	7.48 ± 0.02	0.0028
14	2.795 ± 0.003	0.0066	1.5570 ± 0.0009	0.0095
15	30.3 ± 0.2	0.0018	7.48 ± 0.02	0.0026
16	2.822 ± 0.002	0.0079	2.795 ± 0.003	0.0084
17	30.3 ± 0.2	0.0020	7.49 ± 0.02	0.0031
18	2.796 ± 0.002	0.0053	1.5487 ± 0.0008	0.011
19	30.2 ± 0.2	0.0018	7.48 ± 0.02	0.0024
20	2.795 ± 0.003	0.0053	2.822 ± 0.002	0.011
21	30.3 ± 0.2	0.0019	7.48 ± 0.02	0.0028
22	2.822 ± 0.002	0.0061	2.795 ± 0.003	0.0068
23	30.3 ± 0.2	0.0021	7.48 ± 0.02	0.0024
24	2.795 ± 0.003	0.0041	2.824 ± 0.002	0.012

We compared the results for the SSTP=1&2 pair in Section 3.3. Comparison of the SSTP=3&4, SSTP=5&6, SSTP=7&8, SSTP=9&10 or SSTP=11&12 pairs showed that removing the G prognoses at $D = 1$ always led to the same result: *The best period $29.^d6$ lost its significance, while $2.^d850$ became the new best period and the significance of this periodicity increased.*

The *unreal* $1.^d54$ period detected in SSTP=1–6 was predicted by $P'(P_0, k_1, k_2) = [P^{-1} + (k_1/(k_2 P_0))]^{-1}$, where $P = 2.^d85$ is the real period, $P_0 = 1.^d0$ is the window pe-

riod, $k_1 = -1$ and $k_2 = 1$ (Tanner 1948). This unreal period was not detected in SSTP=7–12, because the daily t_i were evenly distributed over 24 hours with Equation (3) and therefore induced no $P_0 = 1.^d0$ window period.

We detected the *unreal* $7.^d48$ period in SSTP=1,5,7,9&11, but it vanished in SSTP=2,6,8,10&12, because it was nearly equal to $\delta t/4 = 7.^d50$, where $\delta t = 30^d$ was the distance between the removed $D=1$ prognoses.

Normalization shifted the best period from $29.^d4$ to $29.^d6$ in SSTP=1 (Figures 1ac). It caused similar shifts in SSTP=3,5,7,9&11. These shifts were always towards the mean of the synodic month, $P_{\text{syn}} = 29.^d53$, which would have been the most practical value for prediction purposes of AES. The synodic month is not constant, but varies between $29.^d3$ and $29.^d8$ in a year (Stephenson & Baolin 1991). Our P_{Moon} differed from $29.^d53$ only by $+0.^d07$ (SSTP=1,3,5,9&11) and $-0.^d03$ (SSTP=7). We solved the precision σ_P that AES could have reached from n observations of $P_i = P_{\text{syn}} + (A_{\text{Moon}}/2) \sin(2\pi x_i)$, where $A_{\text{Moon}} = 0.^d5$, $x_i = i/n$ and $i = 1, \dots, n$. It was $\sigma_P^2 = [(A_{\text{Moon}}/2)^2/n] \sum_{i=1}^n [\sin(iu)]^2$, where $u = 2\pi/n$. Then $\sum_{i=1}^n [\sin(iu)]^2 = n/2 - [\cos(n+1)u \sin(nu)]/[2 \sin u]$ (GradshTEyn & Ryzhik 1994) gave $\sigma_P = 2^{-3/2} A_{\text{Moon}} = 0.^d18$. This agreed with our $\sigma_P = 0.^d2$ in Table 7. AES must have measured these changes for more than a year, because their P_{Moon} estimate was much closer to $29.^d53$ than the expected observational $\pm 0.^d2$ error.

3.5. Results of the period analysis of all S prognoses

There was no significant periodicity in S prognoses, because all best P failed the criterion of Equation (8). The $P = 30.^d3 \pm 0.^d2$ and $7.^d48 \pm 0.^d02$ for SSTP=13,15,...,23 were the same within their error limits (Table 8). These P , originating from S at $D=20$, were replaced by the new $P = 1.^d557, 2.^d795$ and $2.^d822$ for SSTP=14,16, ...,24. The $2.^d822$ and $2.^d795$ periods were both close, but not equal to, the $2.^d850$ period already detected from G prognoses. $P'(P_0, k_1, k_2) \approx 1.^d55$ was predicted by $P = 2.^d795$, $P_0 = 1.^d0$, $k_1 = 1$ and $k_2 = -1$ (Tanner 1948).

3.6. General remarks about the results of period analysis

We analysed 24 different SSTP. We had an infinite number of alternatives for transforming Table 1 into t_i , but we simply could not invent any other realistic alternative transformations that would have altered our period analysis results. For example, the available prognoses for $D=2$ were always "GGG". We performed additional tests, where t_i at $D=1$ and 2 were removed. The best period was $2.^d85$. However, we could not test all possible alternatives for removing t_i from the data.

The unreal periods could be divided into two categories. Those of the first category were present even in aperiodic data, like the long periods predicted by Equation (6). Normalization eliminated these first category unreal periods. The second category unreal periods were induced by the real periods. Some of these unreal periods could be predicted, like the connection between the real $2.^d85$ period and the unreal $1.^d54$ period (Tanner 1948). Normalization did not eliminate these second category unreal periods, but they vanished when the real periodicity was removed, like the unreal $7.^d48$ period when the

real $29.^d6$ period was removed. All this indicated that only the $29.^d6$ and $2.^d85$ periods were real.

The standard Q estimates were unreliable. For example, the evidence for $P_1 = 2.^d850$ in SSTP=1 was not indisputable, because it failed the criterion of Equation (5). However, the significance of $P_1 = 2.^d850$ was underestimated ($Q > Q^*$), while that of $P_2 = 29.^d6$ was overestimated ($Q < Q^*$). Periods $29.^d6$ and $2.^d850$ reached $z_0 = z_N(f) = 16.7$ and 14.6 . Inserting these z_0 into Equation (4) gave $Q(z_0) = 0.000013$ and 0.00011 . This was nearly equal to $Q^* = 0.000012$ and 0.00014 . We emphasize that Equation (4) should not be applied to $z_N(f)$. However, using $z_0 = z_N(f)$ in Equation (4) gave $Q(z_0) \approx Q^*$. This indicated that our simulated statistics were robust.

Normalization allowed us to imitate the pattern of lucky and unlucky days, although we did not know the rules that were used to choose them. It gave us the Q^* estimates and eliminated some of the unreal periods. The best idea of all was to test what happens after removing P_{Moon} . This resulted in the $2.^d850$ period being the only significant real period and its significance increased. CC does not give explicit clues as to why AES assigned the prognoses with such regularity, but the $2.^d850$ period differs by $0.^d017 \pm 0.^d002$ from the current orbital period $2.^d867328$ of Algol. If this is indeed the reason for finding this periodicity in CC, then P_{orb} should have increased about 25^m since 1224 B.C.

Coinciding θ_i of n_1 periodic t_i give $|\mathbf{A}_1| = |\sum_{i=1}^{n_1} \mathbf{r}_i| = n_1$. If aperiodic t_i give $|\mathbf{A}_2| = |\sum_{i=1}^{n-n_1} \mathbf{r}_i| \approx 0$, then $z = |\mathbf{A}_1 + \mathbf{A}_2|^2 / n \approx n_1^2 / n$. For example, $P = 29.^d4$ and $2.^d851$ reached $z = 17.4$ and 12.1 in SSTP=1 ($n = 564$), which gave $n_1 \geq \sqrt{zn} \approx 99$ and 83 . If 36 values connected to P_{Moon} were at $D=1$, the other t_i inducing this signal must have been at $D=2, 3, 29$ or 30 . Thus, most of the G data could be aperiodic, because $n_1 \approx 200$ prognoses could induce P_{Moon} and P_{Algol} . The exact required number, n_1 , can not be solved, because the θ_i of all n_1 periodic t_i can not be equal with Equations (2) and (3). There were 126 eclipses of Algol during 360^d . If AES used *only one* G prognosis to mark each individual eclipse, they may even have marked all eclipses into CC, because reaching $n_1 \gtrsim 83$ requires interpolating many of the ≈ 60 daytime eclipses or of those eclipses that occurred when Algol was in conjunction with Sun.

We used simulations to check, if a signal of n_1 periodic G prognoses with $P_{\text{Algol}} = 2.^d85$ would induce the $z(f)$ periodogram of Figure 2a. We selected these n_1 periodic t_i from the real data of SSTP=2. We assigned the remaining $n-n_1$ aperiodic random prognoses in such a way that the relative number of different daily prognosis combinations was the same as in the real data (Table 4). Our simulations reproduced the unreal $1.^d54$ period, as well as those predicted by Equation (6). The period of $P_{\text{Algol}} = 2.^d85 = 57^d/20$ induced a $z(f)$ peak at $P_{\text{Return}} = 19^d$ in many signals, because a series of eclipses was repeated every 19 days (see Figure 4a: groups of vertical lines). AES may have noticed that eclipses "returned" exactly to the same epoch of the night after $57^d = 3 \times 19^d$. The relation $P_{\text{Return}}/P_{k_3} - P_{\text{Return}}/P_{\text{Algol}} = k_3 = \pm 1, \pm 2, \dots$ predicted $z(f)$ peaks at $f = 1/P_{k_3}$. For example, $P_{k_3=1} = 3.^d353$ and $P_{k_3=-1} = 2.^d478$ gave one cycle less or more than P_{Algol} during P_{Return} . The $z(f)$ peaks at these unreal P_{k_3}

frequently exceeded the P_{Algol} peak in weaker simulated signals ($n_1 = 40$). However, P_{Algol} dominated over P_{k_3} in stronger simulated signals ($n_1 = 100$). When we divided the real STTP=1 and 2 data into two parts, these unreal P_{k_3} were weaker in the first part of CC ($N_E \leq 180$), but many P_{k_3} peaks exceeded that of P_{Algol} in the second part ($N_E > 180$). The real (P_{Moon} and P_{Algol}) and the unreal ($7.^{\text{d}}48$ and $1.^{\text{d}}54$) periods were present in both parts. Our simulations also revealed that the $z(f) = 12.7$ peak at $f = 1/P_{\text{Algol}}$ in Figure 2a could be reproduced, if AES recorded only the observed, $n_1 \approx 60$, nighttime eclipses by using *more than one* G prognosis for each eclipse. AES may even have attributed importance to a connection between P_{Moon} and P_{Algol} , because $P_{\text{Return}} = 19^{\text{d}}$ coincides with the difference between $D = 1$ (always GGG) and $D = 20$ (always SSS) during *every* month.

The table from the Cosmology of Seti I and Ramses IV given in Neugebauer & Parker (1960, pages 84–86) demonstrates how prone written documents from ancient Egypt were to writing errors. If we consider the amount of wrongly copied entries in the aforementioned table, it seems fair to test for an estimated 10% of incorrect entries. Therefore, we simulated periodic signals with $n_1 = 60$, where six randomly chosen time points of each simulated signal were displaced. These simulations revealed that if AES recorded only the observed ≈ 60 yearly nighttime eclipses in CC, the period of Algol could be discovered although 10% of their entries were erroneous.

Here, we discuss our precision estimate, $\sigma_P = 0.^{\text{d}}002$, for P_{Algol} . The maximum separation between three t_i within one day is $8^{\text{h}} \equiv \Delta\phi = 0.12$ for P_{Algol} . An eclipse positioned to a correct third of the day, had $\sigma_{\Delta\phi_i} \approx 0.06$ for Equation (3) and less for Equation (2). Our large samples contained four t_i within each P_{Algol} . We obtained our σ_P estimates for P_{Moon} and P_{Algol} from one year of data. The long-term mean of the variable length of synodic month, $P_{\text{syn}} = 29.^{\text{d}}53$, was closer to our P_{Moon} than what could be measured from only one year of observations (Section 3.4: last paragraph). This indicated that AES measured P_{Moon} changes over many years. It was easier to measure long-term P_{Algol} than P_{Moon} , because the former remained practically constant. A period change of $0.^{\text{d}}017$ would revise the predictions radically, because the current $P_{\text{orb}} = 2.^{\text{d}}867$ predicts eclipses about 52^{h} later in the end of a year than $P_{\text{orb}} = 2.^{\text{d}}850$. The precision of $\sigma_P = 0.^{\text{d}}002$ predicts correct nights for all yearly eclipses, because the accumulated error is only $\pm 6^{\text{h}}$.

The ratio $P_{\text{Moon}}/P_{\text{Algol}} = 29.^{\text{d}}6/2.^{\text{d}}850 = 10.4$ was close to $P_{\text{Week}} = 10^{\text{d}}$. However, five facts contradicted the idea that P_{Week} and P_{Moon} induced P_{Algol} . (1) There were no signs P_{Week} in CC. (2) $P_{\text{Algol}} = 2.^{\text{d}}850 \pm 0.^{\text{d}}002$ was $55 \times \sigma_P$ smaller than $P_{\text{Moon}}/10 = 2.^{\text{d}}960$. (3) After removing the $D = 1$ prognoses, P_{Moon} and the unreal $7.^{\text{d}}48$ period vanished, but P_{Algol} *did not* vanish (compare Figures 1c and 2c). Hence, $7.^{\text{d}}48$ was connected to P_{Moon} , but P_{Algol} was not. (4) After removing the $D = 1$ prognoses, P_{Moon} vanished, but the significance of P_{Algol} *always* increased (Table 7). This indicated that P_{Algol} was not connected to P_{Moon} . (5) The ratio $P_{\text{Moon}}/P_{\text{Algol}}$ induces a 0.4 phase difference in one month. Events connected to P_{Moon} and P_{Algol} are totally out of phase throughout

the whole year. Thus, P_{Moon} and/or P_{Week} certainly did not induce P_{Algol} .

It could be argued that our test against H_0 was irrelevant, because the data contained an algorithm. The $z(f')$ peaks are at f' that maximize $|\mathbf{R}|$. The values of $|\mathbf{R}|$ or f' do not depend on H_0 , but reveal any arbitrary $P' = 1/f'$ coded with an algorithm, e.g. P_{Moon} or P_{Algol} . The $z_0 = z(f')$ value would give the Q estimate for P' (Equation (4)), but we emphasized repeatedly that these standard Q estimates were not valid. We identified the best periods P' from the $z_N(f')$ peaks, which did not depend on H_0 . We solved the critical levels, Q^* , from simulations, which did not rely on H_0 . In short, our period analysis results did not depend on H_0 .

We also tested the constant daytime, $l_D(N_G) = 12^{\text{h}}$, alternative for all N_G of the year (Equations (2) and (3)). The results did not change. The $l_D(N_G)$ changes, as well as our $\delta_{\odot}(N_G)$ approximation in Section 2, had no influence on the results.

4. ASTROPHYSICS

The physical parameters of Algol are given in Table 9, where the subscripts “1” and “2” denote the “A–B” and “AB–C” systems. The ZAMS masses were $m_B = 2.81M_{\odot}$ and $m_A = 2.50M_{\odot}$ in the “best-fitting” evolutionary model of Sarna (1993), where Algol B evolved away from the main sequence in 450 million years. This happened only a few million years ago. Roche-lobe overflow caused substantial MT to Algol A, which became more massive than Algol B within less than 700 000 years. MT is weaker at the current quiescent stage. The complex APC of Algol may have “masked” (Biermann & Hall 1973) the presence of a small long-term P_{orb} increase that should have been observed as parabolic $O - C$ changes. MT from the less massive Algol B to the more massive Algol A should lead to a long-term increase

$$\dot{P}_{\text{orb}}/P_{\text{orb}} = -[3 \dot{m}_B (m_A - m_B)]/(m_A m_B) \quad (9)$$

where \dot{P}_{orb} is the rate of P_{orb} change, m_A and m_B are the masses of the gainer and the loser, and \dot{m}_B is the MT rate (Kwee 1958, Eq. 5). If P_{orb} was $2.^{\text{d}}850$ in 1224 B.C. and it has since then increased to $2.^{\text{d}}867328$, constant \dot{P}_{orb} would give $\dot{m}_B = -2.2 \times 10^{-7}M_{\odot}$ per year. This agreed with the “best fitting” evolutionary model that predicted $\dot{m}_B = -2.9 \times 10^{-7}M_{\odot}$ per year (Sarna 1993). Soderhjelm (1980) noted that Algol’s MT “is unlikely to be less than $10^{-7}M_{\odot} \text{ y}^{-1}$ ”. Constant MT is only an approximation, because short MT bursts interrupt the long quiescent periods (e.g. Mallama 1978). Equation (9) may also underestimate MT (Zavala et al. 2002). However, more conservative MT estimates, between 10^{-13} and $10^{-8}M_{\odot} \text{ y}^{-1}$, have been published (Harnden et al. 1977; Cugier & Chen 1977; Hadrava 1984; Richards 1992).

Bastian (2000) discussed the accumulated long-term effects of Earth’s non-uniform rotation to the O–C diagrams of EB. Such effects also shift the computed epochs of ancient solar eclipses (Smith 2012). However, accumulated effects are insignificant within one year of data, like CC. The days in 1224 B.C. were $0.^{\text{s}}055$ shorter than now, because the increase has been about $0.^{\text{s}}0017$ in a century (Stephenson 1997). If P_{orb} was $2.^{\text{d}}850\,000$ in days in 1224 B.C., it would be $2.^{\text{d}}849\,998$ in modern

Table 9

Physical parameters of the Algol system (Zavala et al. 2010).

Orbital elements A–B system	Orbital elements AB–C system	Masses
$a_1 = 2.3 \pm 0.1$	$a_2 = 93.8 \pm 0.2$	$m_A = 3.7 \pm 0.2$
$i_1 = 98.6$	$i_2 = 83.7 \pm 0.1$	$m_B = 0.8 \pm 0.1$
$\Omega_1 = 7.4 \pm 5.2$	$\Omega_2 = 132.7 \pm 0.1$	$m_C = 1.5 \pm 0.1$
$e_1 = 0$	$e_2 = 0.225 \pm 0.005$	
$P_1 = 2.867328$	$P_2 = 679.85 \pm 0.04$	

Note. — $[a_1] = [a_2] = ''/1000$, $[i_1] = [i_2] = [\Omega_1] = [\Omega_2] = ^\circ$, $[e_1] = [e_2] = \text{dimensionless}$, $[P_1] = [P_2] = \text{d}$, $[m_A] = [m_B] = [m_C] = M_\odot$

Table 10Thirteen variable star candidates not rejected with C_1 or C_2 .

Name	P [days]	Type	m_{\max} [mag]	Δm [mag]	δ [deg]	a_0 [h]	a_{30} [h]	a_{60} [h]	a_{\max} [deg]
ζ Pho	1.6697671	EB	3.91	0.51	-73	0	0	0	<0
ρ Per	50	SP	3.30	0.70	+23	14	10	6	86
Algol	2.8673043	EB	2.12	1.27	+25	14	10	6	88
λ Tau	3.9529478	EB	3.37	0.54	-1	12	8	4	62
μ Lep	2	CP	2.97	0.44	-25	10	5	0	38
β Dor	9.8426	CE	3.46	0.62	-65	0	0	0	<0
ζ Gem	10.15073	CE	3.62	0.56	+18	13	9	6	82
l Car	35.53584	CE	3.28	0.90	-50	7	0	0	14
β Lyr	12.913834	EB	3.25	1.11	+34	15	10	6	82
R Lyr	46	SP	3.88	1.12	+43	16	11	7	73
κ Pav	9.09423	CE	3.91	0.87	-60	4	0	0	3
η Aql	7.176641	CE	3.48	0.91	-1	12	8	4	62
δ Cep	5.366341	CE	3.48	0.89	+44	16	11	7	73

Note. — Column 1: Name, column 2: P , column 3: Type (EB = eclipsing binary, SP = semiregular pulsating star, CP = chemically peculiar or CE = cepheid), columns 4 and 5: m_{\max} and Δm , column 6: δ in 1224 B.C, columns 7–10: Time above altitudes 0° , 30° and 60° (a_0 , a_{30} and a_{60}) and upper culmination (a_{\max}).

days. This $0.^d000\,002$ difference was 1 000 times smaller than our error $\sigma_P = 0.^d002$ for $2.^d850$ and 8 500 times smaller than the $0.^d017$ period change. Hence, Earth's non-uniform rotation did not prevent a reliable comparison of the present-day P_{orb} of Algol to that in 1224 B.C.

The perturbations of Algol C are slowly changing i_1 and eclipses may not always occur. Soderhjelm (1975) derived the period for these i_1 changes

$$P_{i_1} = \frac{4 [1 + (m_A + m_B)/m_C] (P_2^2/P_1)(1 - e_2^2)^{3/2}}{3 [(G_1/G_2)^2 + 2(G_1/G_2) \cos \Psi + 1]^{1/2} \cos \Psi}, \quad (10)$$

where $G_1 = m_1 [Ga_1(1 - e_1)^2(m_A + m_B)]^{1/2}$, $m_1 = (m_A m_B)/(m_A + m_B)$, $G_2 = m_2 [Ga_2(1 - e_2)^2(m_A + m_B + m_C)]^{1/2}$, $m_2 = [(m_A + m_B)m_C]/(m_A + m_B + m_C)$, G is the gravitational constant and Ψ is the angle between the orbital planes of A–B and AB–C systems, which fulfills

$$\cos \Psi = \cos i_1 \cos i_2 + \sin i_1 \sin i_2 \cos(\Omega_1 - \Omega_2). \quad (11)$$

Combining $\Psi = 95^\circ \pm 3^\circ$ (Csizmadia et al. 2009) and $\Psi = 86^\circ \pm 5^\circ$ (Zavala et al. 2010) to the values in Table 9 gave $P_{i_1} = 25\,000$ and $31\,000$ years, i.e. i_1 may have been stable during the past three millennia. The P_{i_1} lower limits were 14 000 and 16 000 years for $\pm 1\sigma_\Psi$. Therefore, we could not confirm that eclipses occurred in 1224 B.C.

5. ASTRONOMY

Naked eye observers can discover periodicity in the Sun, the planets, the Moon and the stars. Periods of the Sun and the planets exceed 90^d . P_{Moon} was in CC. Thus, the stars were the only other celestial objects, where AES could have detected periodicity between $1.^d5$ and 90^d .

Here, we present eight criteria indicating that Algol was the most probable star, where AES could have discovered periodic variability. General Catalogue of Variable Stars (hereafter GCVS¹) gave the maximum brightness (m_{\max}), the amplitude (Δm) and the period (P) of all known over 40 000 variables. The criterion

C_1 : *Variability fulfils $m_{\max} \leq 4.0$ and $\Delta m \geq 0.4$.*

gave those 109 stars, where variability could be discovered with naked eyes (e.g. Turner 1999). The criterion

C_2 : *Period is known and fulfils $1.^d5 \leq P \leq 90^d$.*

left us with the 13 stars of Table 10. The criterion

C_3 : *Variable was not below, or too close to, the horizon.*

eliminated ζ Pho, β Dor and κ Pav. The next criterion

C_4 : *Variability can be predicted.*

eliminated ρ Per (Percy et al. 1993, 1996), μ Lep (Renson et al. 1976; Heck et al. 1987; Perry et al. 1987)

and R Lyr (Percy et al. 1996, 2001). Their changes can not be predicted even today. The changes of the remaining candidates are shown in Figures 3 and 4. The light

curves have not changed significantly since the discovery of these variables. Therefore, we first modelled the light

curves of the photometry in Kim (1989, Algol), Grant (1959, λ Tau), Moffett & Barnes (1980, ζ Gem, η Aql and δ Cep), Dean et al. (1977, 1 Car) and Aslan et al.

(1987, β Lyr). We then obtained a full phase coverage by selecting a random sample of points from these models and adding a Gaussian random $0.^m01$ error to them.

This is what anyone would observe with an instrument having a precision of $0.^m01$. These curves could be descriptive, because we were only interested in what can be detected with naked eyes. Algol is easiest to observe

with naked eyes. The next three criteria require that the naked eye observer can *identify* suitable and *eliminate* unsuitable comparison stars. The criterion

C_5 : *Variability can be detected during a single night.*

eliminated ζ Gem and l Car. The largest nightly changes of β Lyr, η Aql and δ Cep were between $0.^m2$ and $0.^m4$.

The vertical lines in Figure 4 show that the changes of these three could not be perceived during most nights. The nightly changes of Algol and λ Tau, $1.^m27$ and $0.^m54$, are the largest. Algol is the only EB, whose entire eclipse can be observed during a single night (Figure 4h).

We also checked how easy it is to discover the changes of these seven variables in relation to nearby stars (* in online Figure 5 and online Table 11). Our notations for brighter stars, belonging and not belonging to the same modern constellation as *, are \star and \bullet , respectively (Hoffleit & Jaschek 1991, Bright Star Catalogue, hereafter BSC). The notations for comparison stars are \star and \bullet . Table 11 gives the Name, BSC number and m of stars close to *. We give Δm , if it exceeds $0.^m05$. The distance from * is $[d] = ^\circ$. We compared four aspects: (1) How many \star and \bullet outshined *? (2) How many suitable and unsuitable \star and \bullet were available? (3) What kind of observations were required (Table 10: P , Δm)? (4) What were the extinction effects (Table 10: a_0 , a_{30} , a_{60})? The criterion

C_6 : *Variability changes the constellation pattern.*

eliminated all other candidates, except Algol and λ Tau. It favoured Algol, the 2nd brightest star in a field, where it fades below all six comparison stars in 5^h (Figure 5a).

1 GCVS at <http://www.sai.msu.su/groups/cluster/gcvs/gcvs/> was accessed in 2008 November.

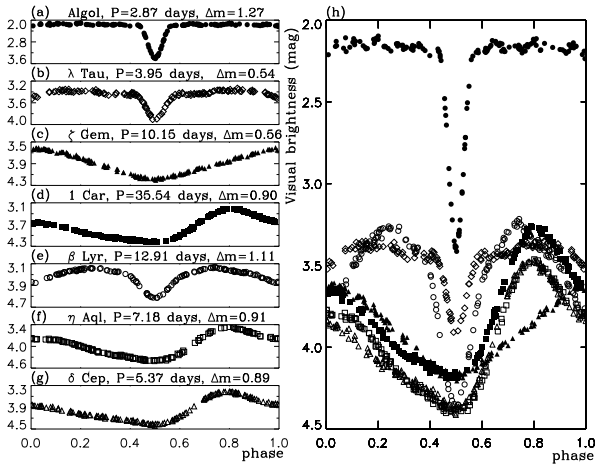


Figure 3. Light curves of the best candidates as function of phase. (a) Algol (closed circles), (b) λ Tau (open diamonds), (c) ζ Gem (closed triangles), (d) 1 Car (closed squares), (e) β Lyr (open circles), (f) η Aql (open squares) and (g) δ Cep (open triangles). (h) All curves in the same scale: Algol is more than one magnitude brighter than the other six variables and has the largest amplitude.

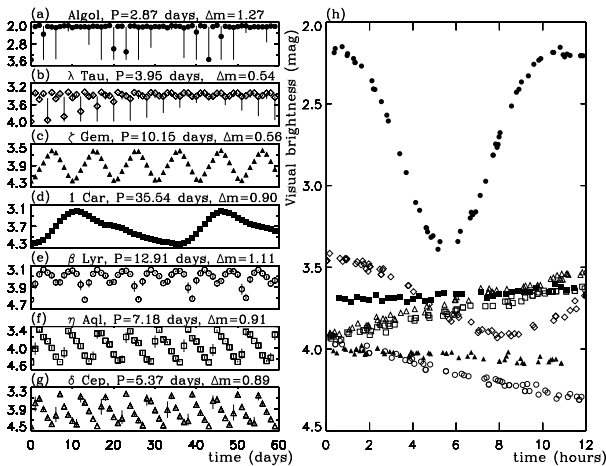


Figure 4. Light curves of the best candidates as a function of time. (a–g) The symbols are the same as Figure 3, but here they denote the brightness at mid-night. The vertical lines (when visible) display the total range of the brightness changes during a night lasting 12 hours. (h) The nightly changes in the same scale. The selected phase interval of each light curve is the one that would induce the largest possible changes during a single night.

Table 11

Brightest stars close to the seven best variable star candidates.

Notation	Name	Number	m [mag]	Δm [mag]	d [$^\circ$]
★	α Per	HR 1017	1.79	—	9.4
*	β Per	HR 936	2.12	1.27	—
★	ζ Per	HR 1203	2.85	—	12.9
★	ϵ Per	HR 1220	2.88	0.12	9.5
★	γ Per	HR 915	2.93	—	12.6

Note. — Table 11 is published in its entirety in the electronic edition of the *Astrophysical Journal Series*. A portion is shown here for guidance regarding its form and content.

Our previous criteria lead only to the discovery of *variability*, but not to the discovery of *periodicity*. Discovery of periodicity in the smooth light curves of ζ Gem, 1 Car, η Aql, δ Cep and β Lyr requires tabulation of differential magnitudes (i.e. a *time series*). Even if such tabulation had succeeded, it is unlikely that AES could have used a graphical solution to discover periodicity, like Figures 4c–g. Algol and λ Tau appear constant, except during eclipses. However, no *time series* is required to discover their periodicity, but only a *series of time points*. If the eclipse epochs are found to be multiples of the same number, then periodicity has been discovered. The criterion C_7 : *Period of variability could be discovered by AES*. did not eliminate Algol or λ Tau. The former is brighter with a larger Δm , its exact eclipse epochs are easier to determine and its altitude was higher in 1224 B.C.

The history of Astronomy should indicate objectively the probability for discovering variability and periodicity. Fabricius (1596) discovered the first variable, Mira. Algol was discovered next (Montanari, 1669). Goodricke (1783) discovered its period. Baxendell (1848) discovered the variability and P_{orb} of λ Tau, but it took another 60 years to measure the light curve due to the lack of suitable comparison stars (Stebbins 1920). The last criterion C_8 : *Variability and periodicity was discovered first*. clearly favoured Algol. Our eight criteria strongly indicated that Algol was the most probable star, where AES could have discovered periodic variability.

How could we constrain Algol’s evolution, if AES, Goodricke and modern astronomers used different magnitude systems? The time when the light fades, t_i , is the same in any system. Hence, any P inferred from these t_i does not depend on the system.

6. DISCUSSION

AES were socially valued professionals, e.g in Astronomy, Mathematics and Medicine. Their duties included also the measurement of time by observing stars while they conducted the proper nightly rituals that kept the Sun safe during its journey across the underworld (Leitz 1989, 1994; Hardy 2002; Krauss 2002, 2012). The timing of these rituals was important, because it had to appease the terrible guardians, who opened one gate of the underworld at each hour (Clagett 1989). The Sun was reborn at the 12th hour, but only if AES performed the rituals absolutely right. The risk that the Sun would never rise again was imminent. With $P_{\text{Algol}} = 57^{\text{d}}/20$, the eclipses always occur exactly at the same modern hour after 57 nights. Ancient Egyptian hours were of relative length so in winter the day hours were shorter than in summer, and for night hours the reverse. Also due to the methods they employed to take into account the dawn and the dusk, their measurement of time was not precise (Clagett 1995). If an eclipse was observed in the end of the night, the next eclipses occurred at three night intervals, but always about three and a half hours earlier, until they could not be observed at daytime. This sequence of nighttime eclipses was repeated every 19 days. The eclipses also returned to the same part of the night after 57 days. These regularities occur with modern or ancient hours, or to be precise, they could be discovered without any concept of hours. Whatever Algol “did” (blinked or not) on $D \approx 1$ (always GGG), it always also did on $D \approx 20$ (always SSS). There are nearly 300 clear nights

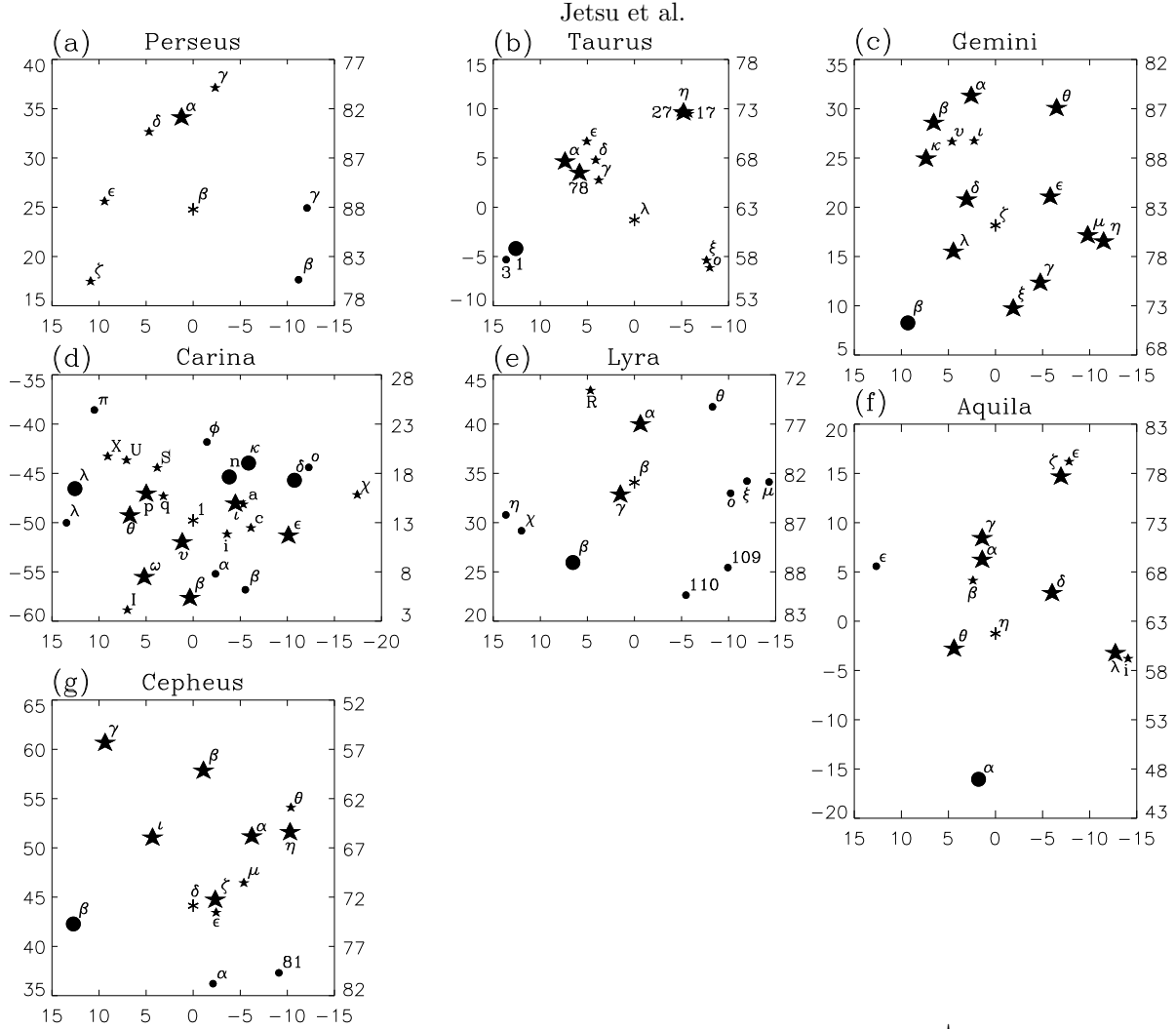


Figure 5. Stars close to the seven best candidates (*). The stars in the same modern constellation (★ and ★) are shown if $d \leq 20^\circ$ in Table 11. The stars not belonging to the same modern constellation (● and ●) are shown if $d \leq 15^\circ$. The right ascension (x-axis:[$^\circ$]), declination (left hand y-axis:[$^\circ$]) and the altitude of upper culmination a_{\max} (right hand y-axis:[$^\circ$]) have been calculated for 1224 B.C.

a year in this area (Mikhail & Haubold 1995). Evidence of star clocks, which AES used to measure time from stars, spans over a millenium from the First Intermediate Period (ca. 2181-2055 B.C.) to the Late Period (664–332 B.C.). For this purpose they devised star tables to help with time keeping (Clagett 1995). For example, the Ramesside star clocks contained thirteen rows of stars, where the first row stood for the opening of the night, the next eleven rows for the beginning of the consecutive hours of the night and the last row stood for the ending of the night. AES must have encountered difficulties in the correct identification of a very bright star (Algol), because it was frequently outshined by six other dimmer nearby stars. This star sometimes even lost and regained its brightness during the same night (midnight eclipse). Either they arrived at a known period value or they just recorded the observed eclipses. AES may have considered this variability to threaten the “cosmic order”. CC describes the repetitive transformation of the Eye of Horus, usually called “Wedjat” or “the Raging one”, from a peaceful to raging personality, with good or bad influence on the life of men (Leitz 1994). A legend existed in which the enraged Eye of Horus nearly destroyed all mankind (Lichtheim 1976). Most likely, AES linked Algol’s strange behaviour with this prominent legend. It

should be noted that in different contexts the concept of the eye of Horus could embody rather diverse meanings ranging from ritual equipment to even representing “Re”, i.e. the Sun(god) (Leitz 2002). It has also been argued that the Eye of Horus represents the Moon (e.g. Sethe 1962; Leitz 1994; Lull & Belmonte 2009), and we discovered P_{Moon} in CC. However, the described repetitive changes of the Eye of Horus seem to follow a much shorter time scale of a few days (Paper III: Section 2).

If AES recorded eclipses, why are there no texts of Algol from other ancient cultures? We argued that AES did not refer directly to Algol for religious reasons, but used indirect mythological references. Half a year after our manuscript was submitted, Smith (2012) showed that AES also referred to solar eclipses only indirectly. For example in the passage concerning III Peret 16, according to Leitz’ calculations a New Moon day, one is forbidden to go outside and see the darkness (Leitz 1994). The menacing presence of the god Seth over the morning of II Peret 14 has been believed to be a reference to the planet Mercury observed as a morning star (Krauss 2002). Even the most direct astronomical descriptions from the ancient Egyptians such as the Cosmology of Seti I and Ramses IV do not plainly describe what happens in the sky but do that through mythological narrative

(Clagett 1995). This could explain the lack of references to the star itself. There are indirect mythological references to Algol also in other ancient cultures (Paper III, Section 8).

The idea that CC contains significant new astrophysical information may appear controversial. A hypothesis is scientific only if it can be tested (e.g. Hempel 1952). Scientific hypotheses are useful, if they give predictions based on reasoning, like statistical tests or astrophysical relations. The word “predict” is used here when extrapolating from the present-day to 1224 B.C. We use the present-day astrophysical parameters of Algol (TEST I: P_{orb} , TEST II: \dot{m}_{B} , TEST III: Φ) and the present-day astronomical catalogues (TEST IV: GCVS, BSC).

Two scientific hypotheses were tested. We rejected our *statistical* hypothesis, H_0 , because the 29.^d6 and 2.^d850 periods were indisputably detected with the new normalized Rayleigh test. This result was the core of our manuscript.

We applied four tests to our *astrophysical* hypothesis H_1 : “Period 2.^d850 in CC was P_{orb} of Algol.”

TEST I: The present-day value is $P_{\text{orb}} = 2.^d867$. No one has presented evidence for P_{orb} increase since Goodricke (1783) discovered this period. An astrophysical relation (Equation (9)) predicted that MT from the less massive Algol B to the more massive Algol A should have caused such an increase (Kwee 1958). TEST I supported H_1 .

TEST II: The present-day MT estimates ($|\dot{m}_{\text{B}}| = M_{\odot}$ per year) predicted the following P_{orb} values in 1224 B.C.

Harnden et al. (1977): $|\dot{m}_{\text{B}}| \geq 10^{-9} \Rightarrow P_{\text{orb}} \leq 2.^d867$
 Cugier & Chen (1977): $|\dot{m}_{\text{B}}| \approx 10^{-13} \Rightarrow P_{\text{orb}} \leq 2.^d867$
 Soderhjelm (1980): $|\dot{m}_{\text{B}}| > 10^{-7} \Rightarrow P_{\text{orb}} < 2.^d860$
 Hadrava (1984): $|\dot{m}_{\text{B}}| \approx 10^{-8} \Rightarrow P_{\text{orb}} \approx 2.^d866$
 Richards (1992): $10^{-11} \leq |\dot{m}_{\text{B}}| \leq 10^{-10} \Rightarrow P_{\text{orb}} \leq 2.^d867$
 Sarna (1993): $|\dot{m}_{\text{B}}| \approx 2.87 \times 10^{-7} \Rightarrow P_{\text{orb}} \approx 2.^d845$

This large range, $10^{-13} \leq |\dot{m}_{\text{B}}| \leq 2.87 \times 10^{-7}$, gave no unique P_{orb} prediction. However, these $|\dot{m}_{\text{B}}|$ were based on different approaches: observations and models. The long quiescent periods are sporadically interrupted by short bursts of MT. All conservative MT estimates were based on observations (Harnden et al. 1977; Cugier & Chen 1977; Richards 1992), which may have coincided with the long quiescent periods. The bursts cause P_{orb} changes of several seconds in a year (e.g. Frieboes-Conde et al. 1970; Mallama 1978). MT in these bursts has to be much larger than our estimate, $|\dot{m}_{\text{B}}| = 2.2 \times 10^{-7}$, which predicts P_{orb} changes of only 0.^s43 in a year. Our $|\dot{m}_{\text{B}}|$ estimate, based on H_1 , may turn out to be valuable, because many MT bursts must have occurred since 1224 B.C. TEST II did not contradict H_1 .

TEST III: A naked eye observer can determine P_{orb} from the present-day eclipses. Eclipses have not necessarily occurred in all periods of history, because Algol C changes i_1 . One argument against H_1 would have been that the present-day Φ (Csizmadia et al. 2009; Zavala et al. 2010) did not prove that eclipses occurred in 1224 B.C. The astrophysical relations of Equations (10) and (11) predicted this. A few days *after* we submitted our manuscript, Baron et al. (2012) published a revised value, $\Phi = 90.2^\circ \pm 0.32^\circ$, which proved that eclipses simi-

lar to the present-day eclipses occurred also in 1224 B.C. We could even argue that H_1 predicted their result. TEST III did not contradict H_1 .

TEST IV: We searched for *all* celestial objects, where periodicity between 1.^d5 and 90^d could be discovered with naked eyes. P_{Moon} was in this range. The periods of the Sun and the planets were not. We applied eight criteria to the present-day data (GCVS, BSC) to eliminate all unsuitable variable stars. The two most suitable remaining celestial objects were certainly the Moon and Algol. We detected periodic signs of *only* these two celestial objects in CC. TEST IV supported H_1 .

TESTS I&IV supported H_1 . TESTS II&III did not contradict H_1 , but indicated that H_1 could be true. Thus, we could not prove that H_1 is definitely true. Then again, no one from any field of science has argued what *other* terrestrial or celestial phenomenon occurred regularly every third day, but *always* 3 hours and 36 minutes earlier than before, and caught the attention of AES?

7. CONCLUSIONS

We discovered connections between Algol and AES writings that can hardly be a coincidence. All statistical, astrophysical, astronomical and egyptological details matched. The period recorded in CC may represent a valuable constraint for future studies of MT in EBs. Goodricke’s achievement in 1783 was outstanding. The same achievement by AES, if true, was literally fabulous.

We thank M.A. Patricia Berg, Dr. Robert J. Demaree, Ph.D. Heidi Jauhiainen, prof. Karri Muinonen and prof. Heikki Oja for reviewing the original manuscript. We thank Nadia Drake, Charles Choi, Anne Liljeström and Stephen Battersby for encouragement received. The SIMBAD database at CDS and NASA’s Astrophysics Data System (ADS) were used. This work was supported by the Vilho, Yrjö and Kalle Väisälä Foundation (P.K.), the Finnish Graduate School in Astronomy and Space Physics (J.Le.) and the Academy of Finland (J.T-V.).

REFERENCES

- Applegate, J. H. 1992, ApJ, 385, 621
 Aslan, Z., Derman, E., Engin, S., & Yilmaz, N. 1987, A&AS, 71, 597
 Bakir, A. 1966, The Cairo Calendar No. 86637 (Cairo, Egypt: Government Printing Office)
 Baron, F., Monnier, J. D., Pedretti, E., et al. 2012, ApJ, 752, 20
 Bastian, U. 2000, Information Bulletin on Variable Stars, 4822, 1
 Batchelet, E. 1981, Circular data in Biology (London, England: Academic Press)
 Baxendell, J. 1848, MNRAS, 9, 37
 Biermann, P., & Hall, D. S. 1973, A&A, 27, 249
 Clagett, M. 1989, Ancient Egyptian Science 1: Knowledge and Order (Philadelphia, USA: American Philosophical Society)
 —. 1995, Ancient Egyptian Science 2: Calendars, Clocks and Astronomy (Philadelphia, USA: American Philosophical Society)
 Csizmadia, S., Borkovits, T., Paragi, Z., et al. 2009, ApJ, 705, 436
 Cugier, H., & Chen, K.-Y. 1977, Ap&SS, 52, 169
 Dean, J. F., Cousins, A. W. J., Bywater, R. A., & Warren, P. R. 1977, MmRAS, 83, 69
 Demaree, R., & Janssen, J. 1982, Gleanings from Deir el-Medina (Leiden, Netherlands: Nederlands Instituut voor het Nabije Oosten te Leiden)
 Frieboes-Conde, H., Herczeg, T., & Høg, E. 1970, A&A, 4, 78
 Goodricke, J. 1783, Royal Society of London Philosophical Transactions Series I, 73, 474

- Gradshteyn, I. S., & Ryzhik, I. M. 1994, Table of integrals, series and products (London, UK: Academic Press Limited)
- Grant, G. 1959, *ApJ*, 129, 78
- Hadrava, P. 1984, *Bulletin of the Astronomical Institutes of Czechoslovakia*, 35, 335
- Hall, D. S. 1989, *Space Sci. Rev.*, 50, 219
- Hardy, P. A. 2002, *Archaeoastronomy*, 17, 48
- Harnden, Jr., F. R., Fabricant, D., Topka, K., et al. 1977, *ApJ*, 214, 418
- Heck, A., Mathys, G., & Manfroid, J. 1987, *A&AS*, 70, 33
- Helck, W., Otto, E., & Westendorf, W. 1975–1992, *Läxikon der Ägyptologie, I–VI* (Wiesbaden, Germany: Harrassowitz)
- Hempel, C. G. 1952, *Fundamentals of concept formation in empirical science*. (Chicago, USA: University of Chicago Press)
- Hoffleit, D., & Jaschek, C. . 1991, *The Bright Star Catalogue* (Yale Univ. Observatory, ed. 5, New Haven, USA)
- Jetsu, L. 1996, *A&A*, 314, 153
- 1997, *A&A*, 321, L33
- Jetsu, L., Hackman, T., Hall, D. S., et al. 2000, *A&A*, 362, 223
- Jetsu, L., & Pelt, J. 1996, *A&AS*, 118, 587
- 2000, *A&A*, 353, 409
- Jetsu, L., Pelt, J., & Tuominen, I. 1999, *A&A*, 351, 212
- Jetsu, L., Pohjolainen, S., Pelt, J., & Tuominen, I. 1997, *A&A*, 318, 293
- Kim, H. 1989, *ApJ*, 342, 1061
- Kiseleva, L. G., Eggleton, P. P., & Mikkola, S. 1998, *MNRAS*, 300, 292
- Krauss, R. 2002, *Alter Orient und Altes Testament*, 297, 193
- 2012, *Palarch's Journal of Archaeology of Egypt/Egyptology*, 9, 1
- Kwee, K. K. 1958, *Bull. Astron. Inst. Netherlands*, 14, 131
- Lanza, A. F. 2006, *MNRAS*, 369, 1773
- Lehtinen, J., Jetsu, L., Hackman, T., Kajatkari, P., & Henry, G. W. 2011, *A&A*, 527, A136
- 2012, *A&A*, 542, A38
- Leitz, C. 1989, *Studien zur Ägyptischen Astronomie* (Wiesbaden, Germany: Ägyptologische Abhandlungen 49, Harrassowitz Verlag)
- 1994, *Tagewählerei* (Wiesbaden, Germany: Ägyptologische Abhandlungen 55, Harrassowitz Verlag)
- 2002, *Lexikon der ägyptischen Götter und Götterbezeichnungen Band I* (Leuven, Belgium: Orientalia Lovaniensia Analecta 432-433, Peeters)
- Liao, W.-P., & Qian, S.-B. 2010, *MNRAS*, 405, 1930
- Lichtheim, M. 1976, *Ancient Egyptian Literature II: The New Kingdom* (Los Angeles, USA: Univ. of California Press)
- Lull, J., & Belmonte, J. A. 2009, *The Constellations of Ancient Egypt* (Cairo, Egypt: Supreme Council of Antiquities Press)
- Lyytinen, J., Jetsu, L., Kajatkari, P., & Porceddu, S. 2009, *A&A*, 499, 601
- Lyytinen, J., Johansson, P., Jetsu, L., et al. 2002, *A&A*, 383, 197
- Mallama, A. D. 1978, *PASP*, 90, 706
- Mikhail, J. S., & Haubold, H. J. 1995, *Ap&SS*, 228, D7
- Moffett, T. J., & Barnes, III, T. G. 1980, *ApJS*, 44, 427
- Neugebauer, O., & Parker, R. 1960, *Egyptian Astronomical Texts I* (London, England: Brown Univ. Press)
- Percy, J. R., Desjardins, A., Yu, L., & Landis, H. J. 1996, *PASP*, 108, 139
- Percy, J. R., Ralli, J. A., & Sen, L. V. 1993, *PASP*, 105, 287
- Percy, J. R., Wilson, J. B., & Henry, G. W. 2001, *PASP*, 113, 983
- Perry, C. L., Olsen, E. H., & Crawford, D. L. 1987, *PASP*, 99, 1184
- Porceddu, S., Jetsu, L., Markkanen, T., & Toivari-Viitala, J. 2008, *Cambridge Archaeol. J.*, 18:3, 327
- Renson, P., Manfroid, J., & Heck, A. 1976, *A&AS*, 23, 413
- Richards, M. T. 1992, *ApJ*, 387, 329
- Sarna, M. J. 1993, *MNRAS*, 262, 534
- Scargle, J. D. 1982, *ApJ*, 263, 835
- Sethe, K. 1962, *Übersetzung und Kommentar zu den altägyptischen Pyramidentexten V* (Hamburg, Germany: Verlag J.J. Augustin)
- Smith, D. G. 2012, *Egyptological Journal, Articles*, 6
- Soderhjelm, S. 1975, *A&A*, 42, 229
- 1980, *A&A*, 89, 100
- Stebbins, J. 1920, *ApJ*, 51, 193
- Stephenson, F. R., & Baolin, L. 1991, *The Observatory*, 111, 21
- Stephenson, F. R. 1997, *Historical Eclipses and Earth's Rotation* (Cambridge University Press, UK)
- Tanner, R. W. 1948, *JRASC*, 42, 177
- Turner, D. G. 1999, *JRASC*, 93, 228
- Zavala, R. T., Hummel, C. A., Boboltz, D. A., et al. 2010, *ApJ*, 715, L44
- Zavala, R. T., McNamara, B. J., Harrison, T. E., et al. 2002, *AJ*, 123, 450

Table 3
Time points t_i for all prognoses of Table 1.

D	M	N_E	X	Div: Equation (2)			Div: Equation (3)		
				$N_0 = 62$ (days)	$N_0 = 187$ (days)	$N_0 = 307$ (days)	$N_0 = 62$ (days)	$N_0 = 187$ (days)	$N_0 = 307$ (days)
1	1	1	G	0.080	0.095	0.076	0.120	0.142	0.114
1	1	1	GG	0.239	0.284	0.227	0.359	0.426	0.341
1	1	1	G	0.399	0.473	0.379	0.739	0.784	0.727
2	1	2	G	1.080	1.095	1.076	1.120	1.142	1.113
2	1	2	G	1.240	1.284	1.227	1.360	1.425	1.340
2	1	2	G	1.400	1.473	1.378	1.740	1.784	1.727
3	1	3	GG	2.080	2.094	2.075	2.120	2.142	2.113
3	1	3	GG	2.240	2.283	2.226	2.361	2.425	2.340
3	1	3	S	2.401	2.472	2.377	2.740	2.783	2.726
4	1	4	G	3.080	3.094	3.075	3.120	3.142	3.113
4	1	4	G	3.241	3.283	3.226	3.361	3.425	3.339
4	1	4	S	3.401	3.472	3.377	3.741	3.783	3.726
5	1	5	GG	4.080	4.094	4.075	4.121	4.142	4.113
5	1	5	GG	4.241	4.283	4.225	4.362	4.425	4.338
5	1	5	S	4.402	4.472	4.376	4.741	4.783	4.725
6	1	6	S	5.081	5.094	5.075	5.121	5.141	5.113
6	1	6	S	5.242	5.283	5.225	5.363	5.424	5.338
6	1	6	G	5.403	5.471	5.375	5.742	5.783	5.725
7	1	7	GG	6.081	6.094	6.075	6.121	6.141	6.112
7	1	7	GG	6.243	6.283	6.225	6.364	6.424	6.337
7	1	7	G	6.404	6.471	6.374	6.743	6.783	6.725
8	1	8	GG	7.081	7.094	7.075	7.122	7.141	7.112
8	1	8	G	7.243	7.282	7.224	7.365	7.424	7.336
8	1	8	S	7.405	7.471	7.374	7.743	7.782	7.724
9	1	9	G	8.081	8.094	8.075	8.122	8.141	8.112
9	1	9	GG	8.244	8.282	8.224	8.365	8.423	8.336
9	1	9	GG	8.406	8.470	8.373	8.744	8.782	8.724
10	1	10	GG	9.081	9.094	9.074	9.122	9.141	9.112
10	1	10	G	9.244	9.282	9.223	9.366	9.423	9.335
10	1	10	G	9.407	9.470	9.372	9.744	9.782	9.723
11	1	11	S	10.082	10.094	10.074	10.122	10.141	10.112
11	1	11	S	10.245	10.282	10.223	10.367	10.422	10.335
11	1	11	S	10.408	10.469	10.372	10.745	10.782	10.723
12	1	12	S	11.082	11.094	11.074	11.123	11.141	11.111
12	1	12	S	11.245	11.281	11.223	11.368	11.422	11.334
12	1	12	S	11.409	11.469	11.371	11.745	11.781	11.723
13	1	13	G	12.082	12.094	12.074	12.123	12.141	12.111
13	1	13	S	12.246	12.281	12.222	12.369	12.422	12.333
13	1	13	S	12.410	12.468	12.370	12.746	12.781	12.722
15	1	15	GG	14.082	14.093	14.074	14.124	14.140	14.111
15	1	15	S	14.247	14.280	14.222	14.371	14.421	14.332
15	1	15	S	14.412	14.467	14.369	14.747	14.780	14.722
16	1	16	S	15.083	15.093	15.074	15.124	15.140	15.111
16	1	16	S	15.248	15.280	15.221	15.371	15.420	15.332
16	1	16	S	15.413	15.467	15.369	15.748	15.780	15.721
17	1	17	S	16.083	16.093	16.074	16.124	16.140	16.110
17	1	17	S	16.248	16.280	16.221	16.372	16.420	16.331
17	1	17	S	16.414	16.466	16.368	16.748	16.780	16.721
18	1	18	G	17.083	17.093	17.073	17.124	17.140	17.110
18	1	18	G	17.249	17.279	17.220	17.373	17.419	17.331
18	1	18	G	17.414	17.466	17.367	17.749	17.779	17.720
19	1	19	GG	18.083	18.093	18.073	18.125	18.140	18.110
19	1	19	G	18.249	18.279	18.220	18.374	18.419	18.330
19	1	19	G	18.415	18.465	18.367	18.749	18.779	18.720
20	1	20	S	19.083	19.093	19.073	19.125	19.139	19.110
20	1	20	S	19.250	19.279	19.220	19.375	19.418	19.330
20	1	20	S	19.416	19.465	19.366	19.750	19.779	19.720
21	1	21	GG	20.083	20.093	20.073	20.125	20.139	20.110
21	1	21	G	20.250	20.278	20.220	20.376	20.418	20.329
21	1	21	G	20.417	20.464	20.366	20.750	20.778	20.720
22	1	22	S	21.084	21.093	21.073	21.125	21.139	21.110
22	1	22	S	21.251	21.278	21.219	21.376	21.417	21.329
22	1	22	S	21.418	21.463	21.365	21.751	21.779	21.719
23	1	23	S	22.084	22.093	22.073	22.126	22.139	22.109
23	1	23	S	22.252	22.278	22.219	22.377	22.417	22.328
23	1	23	S	22.419	22.463	22.365	22.752	22.778	22.719
24	1	24	G	23.084	23.092	23.073	23.126	23.139	23.109
24	1	24	G	23.252	23.277	23.219	23.378	23.416	23.328
24	1	24	G	23.420	23.462	23.364	23.752	23.777	23.719
25	1	25	G	24.084	24.092	24.073	24.126	24.138	24.109
25	1	25	GG	24.253	24.277	24.218	24.379	24.415	24.328
25	1	25	S	24.421	24.462	24.364	24.753	24.777	24.718
26	1	26	S	25.084	25.092	25.073	25.127	25.138	25.109
26	1	26	S	25.253	25.277	25.218	25.380	25.415	25.327
26	1	26	S	25.422	25.461	25.364	25.753	25.777	25.718
27	1	27	G	26.085	26.092	26.073	26.127	26.138	26.109
27	1	27	G	26.254	26.276	26.218	26.381	26.414	26.327
27	1	27	G	26.423	26.460	26.363	26.754	26.776	26.718
28	1	28	G	27.085	27.092	27.073	27.127	27.138	27.109
28	1	28	G	27.254	27.276	27.218	27.381	27.414	27.326
28	1	28	G	27.424	27.460	27.363	27.754	27.776	27.718
29	1	29	S	28.085	28.092	28.072	28.127	28.138	28.109
29	1	29	G	28.255	28.275	28.217	28.382	28.413	28.326
29	1	29	G	28.425	28.459	28.362	28.755	28.775	28.717
30	1	30	G	29.085	29.092	29.072	29.128	29.137	29.109
30	1	30	G	29.255	29.275	29.217	29.383	29.412	29.326
30	1	30	G	29.426	29.458	29.362	29.755	29.775	29.717

D	M	N_E	X	Div: Equation (2)			Div: Equation (3)		
				$N_0 = 62$ (days)	$N_0 = 187$ (days)	$N_0 = 307$ (days)	$N_0 = 62$ (days)	$N_0 = 187$ (days)	$N_0 = 307$ (days)
1	2	31	G	30.085	30.091	30.072	30.128	30.137	30.108
1	2	31	G	30.256	30.274	30.217	30.384	30.412	30.325
1	2	31	G	30.427	30.457	30.362	30.756	30.774	30.717
2	2	32	G	31.086	31.091	31.072	31.128	31.137	31.108
2	2	32	G	31.257	31.274	31.217	31.385	31.411	31.325
2	2	32	G	31.428	31.457	31.361	31.757	31.774	31.717
3	2	33	G	32.086	32.091	32.072	32.129	32.137	32.108
3	2	33	G	32.257	32.274	32.217	32.386	32.410	32.325
3	2	33	G	32.429	32.456	32.361	32.757	32.774	32.717
4	2	34	S	33.086	33.091	33.072	33.129	33.137	33.108
4	2	34	G	33.258	33.273	33.216	33.386	33.410	33.325
4	2	34	S	33.429	33.455	33.361	33.758	33.773	33.716
5	2	35	S	34.086	34.091	34.072	34.129	34.136	34.108
5	2	35	S	34.258	34.273	34.216	34.387	34.409	34.324
5	2	35	S	34.430	34.454	34.360	34.758	34.773	34.716
6	2	36	G	35.086	35.091	35.072	35.129	35.136	35.108
6	2	36	G	35.259	35.272	35.216	35.388	35.408	35.324
6	2	36	G	35.431	35.454	35.360	35.759	35.772	35.716
7	2	37	S	36.086	36.091	36.072	36.130	36.136	36.108
7	2	37	S	36.259	36.272	36.216	36.389	36.408	36.324
7	2	37	S	36.432	36.453	36.360	36.759	36.772	36.716
8	2	38	G	37.087	37.090	37.072	37.130	37.136	37.108
8	2	38	G	37.260	37.271	37.216	37.390	37.407	37.324
8	2	38	G	37.433	37.452	37.360	37.760	37.771	37.716
9	2	39	G	38.087	38.090	38.072	38.130	38.135	38.108
9	2	39	G	38.260	38.271	38.216	38.391	38.406	38.323
9	2	39	G	38.434	38.451	38.359	38.760	38.771	38.716
10	2	40	G	39.087	39.090	39.072	39.130	39.135	39.108
10	2	40	G	39.261	39.270	39.216	39.391	39.406	39.323
10	2	40	G	39.435	39.451	39.359	39.761	39.770	39.716
11	2	41	G	40.087	40.090	40.072	40.131	40.135	40.108
11	2	41	G	40.261	40.270	40.215	40.392	40.405	40.323
11	2	41	G	40.436	40.450	40.359	40.761	40.770	40.715
12	2	42	S	41.087	41.090	41.072	41.131	41.135	41.108
12	2	42	S	41.262	41.269	41.215	41.393	41.404	41.323
12	2	42	S	41.437	41.449	41.359	41.762	41.769	41.715
13	2	43	G	42.088	42.090	42.072	42.131	42.134	42.108
13	2	43	G	42.263	42.269	42.215	42.394	42.403	42.323
13	2	43	G	42.438	42.448	42.359	42.763	42.769	42.715
14	2	44	G	43.088	43.089	43.072	43.132	43.134	43.108
14	2	44	G	43.263	43.268	43.215	43.395	43.403	43.323
14	2	44	G	43.439	43.447	43.359	43.763	43.768	43.715
15	2	45	G	44.088	44.089	44.072	44.132	44.134	44.108
15	2	45	S	44.264	44.268	44.215	44.395	44.402	44.323
15	2	45	S	44.439	44.446	44.359	44.764	44.768	44.715
16	2	46	G	45.088	45.089	45.072	45.132	45.134	45.108
16	2	46	G	45.264	45.267	45.215	45.396	45.401	45.323
16	2	46	G	45.440	45.446	45.358	45.764	45.767	45.715
17	2	47	G	46.088	46.089	46.072	46.132	46.133	46.108
17	2	47	G	46.265	46.267	46.215	46.397	46.400	46.323
17	2	47	G	46.441	46.445	46.358	46.765	46.767	46.715
18	2	48	S	47.088	47.089	47.072	47.133	47.133	47.108
18	2	48	S	47.265	47.266	47.215	47.398	47.400	47.323
18	2	48	S	47.442	47.444	47.358	47.765	47.766	47.715
19	2	49	G	48.089	48.089	48.072	48.133	48.133	48.108
19	2	49	G	48.266	48.266	48.215	48.399	48.399	48.323
19	2	49	G	48.443	48.443	48.358	48.766	48.766	48.715
20	2	50	S	49.089	49.088	49.072	49.133	49.133	49.108
20	2	50	S	49.266	49.265	49.215	49.399	49.398	49.323
20	2	50	S	49.444	49.442	49.358	49.766	49.765	49.715
21	2	51	S	50.089	50.088	50.072	50.133	50.132	50.108
21	2	51	S	50.267	50.265	50.215	50.400	50.397	50.323
21	2	51	G	50.445	50.441	50.358	50.767	50.765	50.715
24	2	54	S	53.089	53.088	53.072	53.134	53.132	53.108
24	2	54	S	53.268	53.263	53.215	53.402	53.395	53.323
24	2	54	S	53.447	53.439	53.359	53.768	53.763	53.715
25	2	55	S	54.090	54.088	54.072	54.134	54.131	54.108
25	2	55	S	54.269	54.263	54.215	54.403	54.394	54.323
25	2	55	S	54.448	54.438	54.359	54.769	54.763	54.715
26	2	56	S	55.090	55.087	55.072	55.135	55.131	55.108
26	2	56	S	55.269	55.262	55.215	55.404	55.393	55.323
26	2	56	S	55.449	55.437	55.359	55.769	55.762	55.715
27	2	57	S	56.090	56.087	56.072	56.135	56.131	56.108
27	2	57	S	56.270	56.262	56.215	56.405	56.392	56.323
27	2	57	S	56.450	56.436	56.359	56.770	56.762	56.715
28	2	58	G	57.090	57.087	57.072	57.135	57.131	57.108
28	2	58	G	57.270	57.261	57.215	57.405	57.392	57.323
28	2	58	G	57.450	57.435	57.359	57.770	57.761	57.715
29	2	59	G	58.090	58.087	58.072	58.135	58.130	58.108
29	2	59	G	58.271	58.261	58.216	58.406	58.391	58.323
29	2	59	G	58.451	58.434	58.359	58.771	58.761	58.716
30	2	60	G	59.090	59.087	59.072	59.136	59.130	59.108
30	2	60	G	59.271	59.260	59.216	59.407	59.390	59.324
30	2	60	G	59.452	59.433	59.360	59.771	59.760	59.716

D	M	N _E	X	Div: Equation (2)			Div: Equation (3)		
				N ₀ = 62 (days)	N ₀ = 187 (days)	N ₀ = 307 (days)	N ₀ = 62 (days)	N ₀ = 187 (days)	N ₀ = 307 (days)
1	3	61	G	60.091	60.086	60.072	60.136	60.130	60.108
1	3	61	G	60.272	60.259	60.216	60.407	60.389	60.324
1	3	61	G	60.453	60.432	60.360	60.772	60.759	60.716
3	3	63	G	62.091	62.086	62.072	62.136	62.129	62.108
3	3	63	G	62.273	62.258	62.216	62.409	62.388	62.324
3	3	63	G	62.454	62.431	62.360	62.773	62.758	62.716
6	3	66	G	65.091	65.086	65.072	65.137	65.128	65.108
6	3	66	G	65.274	65.257	65.217	65.411	65.385	65.325
6	3	66	G	65.457	65.428	65.361	65.774	65.757	65.717
7	3	67	G	66.091	66.085	66.072	66.137	66.128	66.108
7	3	67	G	66.274	66.256	66.217	66.412	66.384	66.325
7	3	67	G	66.457	66.427	66.361	66.774	66.756	66.717
9	3	69	S	68.092	68.085	68.072	68.138	68.128	68.109
9	3	69	S	68.275	68.255	68.217	68.413	68.383	68.326
9	3	69	S	68.459	68.425	68.362	68.775	68.755	68.717
10	3	70	G	69.092	69.085	69.073	69.138	69.127	69.109
10	3	70	G	69.276	69.254	69.218	69.413	69.382	69.326
10	3	70	G	69.459	69.424	69.363	69.776	69.754	69.718
11	3	71	G	70.092	70.085	70.073	70.138	70.127	70.109
11	3	71	G	70.276	70.254	70.218	70.414	70.381	70.327
11	3	71	G	70.460	70.423	70.363	70.776	70.754	70.718
13	3	73	S	72.092	72.084	72.073	72.138	72.126	72.109
13	3	73	S	72.277	72.253	72.218	72.415	72.379	72.327
13	3	73	S	72.461	72.421	72.364	72.777	72.753	72.718
14	3	74	S	73.092	73.084	73.073	73.139	73.126	73.109
14	3	74	S	73.277	73.252	73.219	73.416	73.378	73.328
14	3	74	S	73.462	73.420	73.364	73.777	73.752	73.719
15	3	75	S	74.093	74.084	74.073	74.139	74.126	74.109
15	3	75	S	74.278	74.252	74.219	74.416	74.377	74.328
15	3	75	S	74.463	74.419	74.365	74.778	74.752	74.719
16	3	76	G	75.093	75.084	75.073	75.139	75.126	75.110
16	3	76	G	75.278	75.251	75.219	75.417	75.377	75.329
16	3	76	G	75.463	75.418	75.365	75.778	75.751	75.719
18	3	78	S	77.093	77.083	77.073	77.139	77.125	77.110
18	3	78	S	77.279	77.250	77.220	77.418	77.375	77.330
18	3	78	S	77.464	77.417	77.366	77.779	77.750	77.720
19	3	79	S	78.093	78.083	78.073	78.140	78.125	78.110
19	3	79	S	78.279	78.249	78.220	78.419	78.374	78.330
19	3	79	S	78.465	78.416	78.367	78.779	78.749	78.720
20	3	80	S	79.093	79.083	79.073	79.140	79.124	79.110
20	3	80	S	79.279	79.249	79.220	79.419	79.373	79.331
20	3	80	S	79.466	79.415	79.367	79.779	79.749	79.720
21	3	81	G	80.093	80.083	80.074	80.140	80.124	80.110
21	3	81	G	80.280	80.248	80.221	80.420	80.372	80.331
21	3	81	G	80.466	80.414	80.368	80.780	80.748	80.721
23	3	83	S	82.093	82.082	82.074	82.140	82.124	82.111
23	3	83	S	82.280	82.247	82.221	82.421	82.371	82.332
23	3	83	S	82.467	82.412	82.369	82.780	82.747	82.721
24	3	84	G	83.094	83.082	83.074	83.140	83.123	83.111
24	3	84	G	83.281	83.247	83.222	83.421	83.370	83.333
24	3	84	G	83.468	83.411	83.370	83.781	83.747	83.722
25	3	85	G	84.094	84.082	84.074	84.140	84.123	84.111
25	3	85	G	84.281	84.246	84.222	84.421	84.369	84.333
25	3	85	G	84.468	84.410	84.370	84.781	84.746	84.722
26	3	86	G	85.094	85.082	85.074	85.141	85.123	85.111
26	3	86	G	85.281	85.245	85.223	85.422	85.368	85.334
26	3	86	G	85.469	85.409	85.371	85.781	85.745	85.723
27	3	87	G	86.094	86.082	86.074	86.141	86.122	86.111
27	3	87	G	86.282	86.245	86.223	86.422	86.367	86.334
27	3	87	G	86.469	86.408	86.372	86.782	86.745	86.723
28	3	88	G	87.094	87.081	87.074	87.141	87.122	87.112
28	3	88	G	87.282	87.244	87.223	87.423	87.367	87.335
28	3	88	G	87.470	87.407	87.372	87.782	87.744	87.723
29	3	89	G	88.094	88.081	88.075	88.141	88.122	88.112
29	3	89	G	88.282	88.244	88.224	88.423	88.366	88.336
29	3	89	G	88.470	88.406	88.373	88.782	88.744	88.724
30	3	90	G	89.094	89.081	89.075	89.141	89.122	89.112
30	3	90	G	89.282	89.243	89.224	89.423	89.365	89.336
30	3	90	G	89.470	89.405	89.374	89.782	89.743	89.724

D	M	N_E	X	Div: Equation (2)			Div: Equation (3)		
				$N_0 = 62$ (days)	$N_0 = 187$ (days)	$N_0 = 307$ (days)	$N_0 = 62$ (days)	$N_0 = 187$ (days)	$N_0 = 307$ (days)
1	4	91	G	90.094	90.081	90.075	90.141	90.121	90.112
1	4	91	G	90.283	90.243	90.225	90.424	90.364	90.337
1	4	91	G	90.471	90.404	90.374	90.783	90.743	90.725
2	4	92	G	91.094	91.081	91.075	91.141	91.121	91.112
2	4	92	G	91.283	91.242	91.225	91.424	91.363	91.337
2	4	92	G	91.471	91.404	91.375	91.783	91.742	91.725
3	4	93	S	92.094	92.081	92.075	92.141	92.121	92.113
3	4	93	S	92.283	92.242	92.225	92.424	92.362	92.338
3	4	93	S	92.472	92.403	92.376	92.783	92.742	92.725
4	4	94	G	93.094	93.080	93.075	93.142	93.121	93.113
4	4	94	G	93.283	93.241	93.226	93.425	93.362	93.339
4	4	94	G	93.472	93.402	93.376	93.783	93.741	93.726
5	4	95	G	94.094	94.080	94.075	94.142	94.120	94.113
5	4	95	G	94.283	94.240	94.226	94.425	94.361	94.339
5	4	95	G	94.472	94.401	94.377	94.783	94.740	94.726
6	4	96	S	95.095	95.080	95.076	95.142	95.120	95.113
6	4	96	S	95.284	95.240	95.227	95.425	95.360	95.340
6	4	96	S	95.473	95.400	95.378	95.784	95.740	95.727
7	4	97	S	96.095	96.080	96.076	96.142	96.120	96.114
7	4	97	S	96.284	96.239	96.227	96.426	96.359	96.341
7	4	97	S	96.473	96.399	96.379	96.784	96.739	96.727
8	4	98	G	97.095	97.080	97.076	97.142	97.119	97.114
8	4	98	G	97.284	97.239	97.228	97.426	97.358	97.341
8	4	98	G	97.473	97.398	97.379	97.784	97.739	97.728
9	4	99	G	98.095	98.079	98.076	98.142	98.119	98.114
9	4	99	G	98.284	98.238	98.228	98.426	98.357	98.342
9	4	99	G	98.473	98.397	98.380	98.784	98.738	98.728
10	4	100	G	99.095	99.079	99.076	99.142	99.119	99.114
10	4	100	G	99.284	99.238	99.229	99.426	99.357	99.343
10	4	100	G	99.474	99.396	99.381	99.784	99.738	99.729
11	4	101	G	100.095	100.079	100.076	100.142	100.119	100.114
11	4	101	G	100.284	100.237	100.229	100.426	100.356	100.343
11	4	101	G	100.474	100.395	100.382	100.784	100.737	100.729
12	4	102	S	101.095	101.079	101.076	101.142	101.118	101.115
12	4	102	S	101.284	101.237	101.229	101.427	101.355	101.344
12	4	102	S	101.474	101.394	101.382	101.784	101.737	101.729
13	4	103	G	102.095	102.079	102.077	102.142	102.118	102.115
13	4	103	G	102.285	102.236	102.230	102.427	102.354	102.345
13	4	103	G	102.474	102.394	102.383	102.785	102.736	102.730
14	4	104	G	103.095	103.079	103.077	103.142	103.118	103.115
14	4	104	G	103.285	103.236	103.230	103.427	103.353	103.346
14	4	104	G	103.474	103.393	103.384	103.785	103.736	103.730
16	4	106	G	105.095	105.078	105.077	105.142	105.117	105.116
16	4	106	G	105.285	105.235	105.231	105.427	105.352	105.347
16	4	106	G	105.475	105.391	105.386	105.785	105.735	105.731
18	4	108	S	107.095	107.078	107.077	107.142	107.117	107.116
18	4	108	S	107.285	107.234	107.232	107.427	107.350	107.349
18	4	108	S	107.475	107.389	107.387	107.785	107.734	107.732
19	4	109	S	108.095	108.078	108.078	108.142	108.117	108.116
19	4	109	S	108.285	108.233	108.233	108.427	108.350	108.349
19	4	109	S	108.475	108.388	108.388	108.785	108.733	108.733
20	4	110	S	109.095	109.078	109.078	109.142	109.116	109.117
20	4	110	S	109.285	109.233	109.233	109.427	109.349	109.350
20	4	110	S	109.475	109.388	109.389	109.785	109.733	109.733
21	4	111	S	110.095	110.077	110.078	110.142	110.116	110.117
21	4	111	S	110.285	110.232	110.234	110.427	110.348	110.351
21	4	111	G	110.475	110.387	110.390	110.785	110.732	110.734
22	4	112	G	111.095	111.077	111.078	111.142	111.116	111.117
22	4	112	G	111.285	111.232	111.234	111.427	111.347	111.352
22	4	112	G	111.475	111.386	111.391	111.785	111.732	111.734
23	4	113	G	112.095	112.077	112.078	112.142	112.116	112.117
23	4	113	G	112.285	112.231	112.235	112.427	112.347	112.352
23	4	113	S	112.475	112.385	112.392	112.785	112.731	112.735
26	4	116	G	115.095	115.077	115.079	115.142	115.115	115.118
26	4	116	G	115.285	115.230	115.237	115.427	115.344	115.355
26	4	116	G	115.475	115.383	115.394	115.785	115.730	115.737
27	4	117	G	116.095	116.076	116.079	116.142	116.115	116.119
27	4	117	G	116.285	116.229	116.237	116.427	116.344	116.356
27	4	117	S	116.475	116.382	116.395	116.785	116.729	116.737
28	4	118	S	117.095	117.076	117.079	117.142	117.114	117.119
28	4	118	S	117.285	117.229	117.238	117.427	117.343	117.356
28	4	118	S	117.475	117.381	117.396	117.785	117.729	117.738
29	4	119	S	118.095	118.076	118.079	118.142	118.114	118.119
29	4	119	S	118.285	118.228	118.238	118.427	118.342	118.357
29	4	119	S	118.474	118.380	118.397	118.785	118.728	118.738
30	4	120	G	119.095	119.076	119.080	119.142	119.114	119.119
30	4	120	G	119.285	119.228	119.239	119.427	119.342	119.358
30	4	120	G	119.474	119.380	119.398	119.785	119.728	119.739

D	M	N _E	X	Div: Equation (2)			Div: Equation (3)		
				N ₀ = 62 (days)	N ₀ = 187 (days)	N ₀ = 307 (days)	N ₀ = 62 (days)	N ₀ = 187 (days)	N ₀ = 307 (days)
1	5	121	G	120.095	120.076	120.080	120.142	120.114	120.120
1	5	121	G	120.284	120.227	120.239	120.427	120.341	120.359
1	5	121	G	120.474	120.379	120.399	120.784	120.727	120.739
2	5	122	G	121.095	121.076	121.080	121.142	121.113	121.120
2	5	122	G	121.284	121.227	121.240	121.427	121.340	121.360
2	5	122	G	121.474	121.378	121.400	121.784	121.727	121.740
3	5	123	G	122.095	122.075	122.080	122.142	122.113	122.120
3	5	123	G	122.284	122.226	122.240	122.426	122.340	122.361
3	5	123	G	122.474	122.377	122.401	122.784	122.726	122.740
4	5	124	G	123.095	123.075	123.080	123.142	123.113	123.120
4	5	124	G	123.284	123.226	123.241	123.426	123.339	123.361
4	5	124	G	123.473	123.377	123.401	123.784	123.726	123.741
5	5	125	G	124.095	124.075	124.080	124.142	124.113	124.121
5	5	125	S	124.284	124.225	124.241	124.426	124.338	124.362
5	5	125	S	124.473	124.376	124.402	124.784	124.725	124.741
6	5	126	G	125.095	125.075	125.081	125.142	125.113	125.121
6	5	126	G	125.284	125.225	125.242	125.426	125.338	125.363
6	5	126	G	125.473	125.375	125.403	125.784	125.725	125.742
7	5	127	S	126.095	126.075	126.081	126.142	126.112	126.121
7	5	127	S	126.284	126.225	126.243	126.425	126.337	126.364
7	5	127	S	126.473	126.374	126.404	126.784	126.725	126.743
8	5	128	G	127.094	127.075	127.081	127.142	127.112	127.122
8	5	128	G	127.283	127.224	127.243	127.425	127.336	127.365
8	5	128	G	127.472	127.374	127.405	127.783	127.724	127.743
9	5	129	G	128.094	128.075	128.081	128.142	128.112	128.122
9	5	129	G	128.283	128.224	128.244	128.425	128.336	128.365
9	5	129	G	128.472	128.373	128.406	128.783	128.724	128.744
10	5	130	S	129.094	129.074	129.081	129.142	129.112	129.122
10	5	130	S	129.283	129.223	129.244	129.425	129.335	129.366
10	5	130	S	129.472	129.372	129.407	129.783	129.723	129.744
11	5	131	S	130.094	130.074	130.082	130.141	130.112	130.122
11	5	131	S	130.283	130.223	130.245	130.424	130.335	130.367
11	5	131	S	130.471	130.372	130.408	130.783	130.723	130.745
13	5	133	G	132.094	132.074	132.082	132.141	132.111	132.123
13	5	133	G	132.282	132.222	132.246	132.424	132.333	132.369
13	5	133	G	132.471	132.370	132.410	132.782	132.722	132.746
14	5	134	S	133.094	133.074	133.082	133.141	133.111	133.123
14	5	134	S	133.282	133.222	133.246	133.423	133.333	133.370
14	5	134	S	133.470	133.370	133.411	133.782	133.722	133.746
15	5	135	G	134.094	134.074	134.082	134.141	134.111	134.124
15	5	135	G	134.282	134.222	134.247	134.423	134.332	134.371
15	5	135	G	134.470	134.369	134.412	134.782	134.722	134.747
16	5	136	G	135.094	135.074	135.083	135.141	135.111	135.124
16	5	136	G	135.282	135.221	135.248	135.422	135.332	135.371
16	5	136	G	135.469	135.369	135.413	135.782	135.721	135.748
17	5	137	S	136.094	136.074	136.083	136.141	136.110	136.124
17	5	137	S	136.281	136.221	136.248	136.422	136.331	136.372
17	5	137	S	136.469	136.368	136.414	136.781	136.721	136.748
18	5	138	G	137.094	137.073	137.083	137.141	137.110	137.124
18	5	138	G	137.281	137.220	137.249	137.422	137.331	137.373
18	5	138	G	137.468	137.367	137.414	137.781	137.720	137.749
19	5	139	S	138.094	138.073	138.083	138.140	138.110	138.125
19	5	139	S	138.281	138.220	138.249	138.421	138.330	138.374
19	5	139	S	138.468	138.367	138.415	138.781	138.720	138.749
20	5	140	S	139.093	139.073	139.083	139.140	139.110	139.125
20	5	140	S	139.280	139.220	139.250	139.421	139.330	139.375
20	5	140	S	139.467	139.366	139.416	139.780	139.720	139.750
21	5	141	G	140.093	140.073	140.083	140.140	140.110	140.125
21	5	141	G	140.280	140.220	140.250	140.420	140.329	140.376
21	5	141	G	140.467	140.366	140.417	140.780	140.720	140.750
22	5	142	G	141.093	141.073	141.084	141.140	141.110	141.125
22	5	142	G	141.280	141.219	141.251	141.420	141.329	141.376
22	5	142	G	141.466	141.365	141.418	141.780	141.719	141.751
23	5	143	G	142.093	142.073	142.084	142.140	142.109	142.126
23	5	143	G	142.279	142.219	142.252	142.419	142.328	142.377
23	5	143	G	142.466	142.365	142.419	142.779	142.719	142.752
24	5	144	G	143.093	143.073	143.084	143.140	143.109	143.126
24	5	144	G	143.279	143.219	143.252	143.419	143.328	143.378
24	5	144	G	143.465	143.364	143.420	143.779	143.719	143.752
25	5	145	G	144.093	144.073	144.084	144.139	144.109	144.126
25	5	145	G	144.279	144.218	144.253	144.418	144.328	144.379
25	5	145	G	144.465	144.364	144.421	144.779	144.718	144.753
26	5	146	S	145.093	145.073	145.084	145.139	145.109	145.127
26	5	146	S	145.278	145.218	145.253	145.418	145.327	145.380
26	5	146	S	145.464	145.364	145.422	145.778	145.718	145.753
27	5	147	G	146.093	146.073	146.085	146.139	146.109	146.127
27	5	147	G	146.278	146.218	146.254	146.417	146.327	146.381
27	5	147	G	146.463	146.363	146.423	146.778	146.718	146.754
28	5	148	G	147.093	147.073	147.085	147.139	147.109	147.127
28	5	148	G	147.278	147.218	147.254	147.417	147.326	147.381
28	5	148	G	147.463	147.363	147.424	147.778	147.718	147.754
29	5	149	G	148.092	148.072	148.085	148.139	148.109	148.127
29	5	149	G	148.277	148.217	148.255	148.416	148.326	148.382
29	5	149	G	148.462	148.362	148.425	148.777	148.717	148.755
30	5	150	G	149.092	149.072	149.085	149.138	149.109	149.128
30	5	150	G	149.277	149.217	149.255	149.415	149.326	149.383
30	5	150	G	149.462	149.362	149.426	149.777	149.717	149.755

D	M	N_E	X	Div: Equation (2)			Div: Equation (3)		
				$N_0 = 62$ (days)	$N_0 = 187$ (days)	$N_0 = 307$ (days)	$N_0 = 62$ (days)	$N_0 = 187$ (days)	$N_0 = 307$ (days)
1	6	151	G	150.092	150.072	150.085	150.138	150.108	150.128
1	6	151	G	150.277	150.217	150.256	150.415	150.325	150.384
1	6	151	G	150.461	150.362	150.427	150.777	150.717	150.756
2	6	152	G	151.092	151.072	151.086	151.138	151.108	151.128
2	6	152	G	151.276	151.217	151.257	151.414	151.325	151.385
2	6	152	G	151.460	151.361	151.428	151.776	151.717	151.757
4	6	154	G	153.092	153.072	153.086	153.138	153.108	153.129
4	6	154	G	153.275	153.216	153.258	153.413	153.325	153.386
4	6	154	G	153.459	153.361	153.429	153.775	153.716	153.758
5	6	155	G	154.092	154.072	154.086	154.137	154.108	154.129
5	6	155	G	154.275	154.216	154.258	154.412	154.324	154.387
5	6	155	G	154.458	154.360	154.430	154.775	154.716	154.758
7	6	157	G	156.091	156.072	156.086	156.137	156.108	156.130
7	6	157	G	156.274	156.216	156.259	156.411	156.324	156.389
7	6	157	G	156.457	156.360	156.432	156.774	156.716	156.759
8	6	158	G	157.091	157.072	157.087	157.137	157.108	157.130
8	6	158	G	157.274	157.216	157.260	157.410	157.324	157.390
8	6	158	G	157.456	157.360	157.433	157.774	157.716	157.760
9	6	159	G	158.091	158.072	158.087	158.137	158.108	158.130
9	6	159	G	158.273	158.216	158.260	158.410	158.323	158.391
9	6	159	G	158.455	158.359	158.434	158.773	158.716	158.760
10	6	160	S	159.091	159.072	159.087	159.136	159.108	159.130
10	6	160	S	159.273	159.216	159.261	159.409	159.323	159.391
10	6	160	S	159.454	159.359	159.435	159.773	159.716	159.761
11	6	161	G	160.091	160.072	160.087	160.136	160.108	160.131
11	6	161	G	160.272	160.215	160.261	160.408	160.323	160.392
11	6	161	G	160.454	160.359	160.436	160.772	160.715	160.761
12	6	162	G	161.091	161.072	161.087	161.136	161.108	161.131
12	6	162	G	161.272	161.215	161.262	161.408	161.323	161.393
12	6	162	G	161.453	161.359	161.437	161.772	161.715	161.762
13	6	163	S	162.090	162.072	162.088	162.136	162.108	162.131
13	6	163	S	162.271	162.215	162.263	162.407	162.323	162.394
13	6	163	S	162.452	162.359	162.438	162.771	162.715	162.763
14	6	164	S	163.090	163.072	163.088	163.135	163.108	163.132
14	6	164	G	163.271	163.215	163.263	163.406	163.323	163.395
14	6	164	G	163.451	163.359	163.439	163.771	163.715	163.763
17	6	167	G	166.090	166.072	166.088	166.135	166.108	166.132
17	6	167	G	166.269	166.215	166.265	166.404	166.323	166.397
17	6	167	G	166.449	166.358	166.441	166.769	166.715	166.765
18	6	168	S	167.090	167.072	167.088	167.134	167.108	167.133
18	6	168	S	167.269	167.215	167.265	167.403	167.323	167.398
18	6	168	S	167.448	167.358	167.442	167.769	167.715	167.765
19	6	169	G	168.089	168.072	168.089	168.134	168.108	168.133
19	6	169	S	168.268	168.215	168.266	168.403	168.323	168.399
19	6	169	S	168.447	168.358	168.443	168.768	168.715	168.766
20	6	170	S	169.089	169.072	169.089	169.134	169.108	169.133
20	6	170	S	169.268	169.215	169.266	169.402	169.323	169.399
20	6	170	S	169.446	169.358	169.444	169.768	169.715	169.766
22	6	172	G	171.089	171.072	171.089	171.133	171.108	171.134
22	6	172	G	171.267	171.215	171.267	171.400	171.323	171.401
22	6	172	G	171.445	171.358	171.445	171.767	171.715	171.767
23	6	173	G	172.089	172.072	172.089	172.133	172.108	172.134
23	6	173	G	172.266	172.215	172.268	172.400	172.323	172.402
23	6	173	G	172.444	172.359	172.446	172.766	172.715	172.768
24	6	174	S	173.089	173.072	173.089	173.133	173.108	173.134
24	6	174	S	173.266	173.215	173.268	173.399	173.323	173.402
24	6	174	S	173.443	173.359	173.447	173.766	173.715	173.768
25	6	175	G	174.088	174.072	174.090	174.133	174.108	174.134
25	6	175	G	174.265	174.215	174.269	174.398	174.323	174.403
25	6	175	G	174.442	174.359	174.448	174.765	174.715	174.769
28	6	178	G	177.088	177.072	177.090	177.132	177.108	177.135
28	6	178	G	177.264	177.215	177.270	177.396	177.323	177.405
28	6	178	G	177.440	177.359	177.450	177.764	177.715	177.770
29	6	179	S	178.088	178.072	178.090	178.132	178.108	178.135
29	6	179	S	178.263	178.216	178.271	178.395	178.323	178.406
29	6	179	S	178.439	178.359	178.451	178.763	178.716	178.771
30	6	180	S	179.088	179.072	179.090	179.131	179.108	179.136
30	6	180	S	179.263	179.216	179.271	179.394	179.324	179.407
30	6	180	S	179.438	179.360	179.452	179.763	179.716	179.771

D	M	N _E	X	Div: Equation (2)			Div: Equation (3)		
				N ₀ = 62 (days)	N ₀ = 187 (days)	N ₀ = 307 (days)	N ₀ = 62 (days)	N ₀ = 187 (days)	N ₀ = 307 (days)
1	7	181	G	180.087	180.072	180.091	180.131	180.108	180.136
1	7	181	G	180.262	180.216	180.272	180.393	180.324	180.407
1	7	181	G	180.437	180.360	180.453	180.762	180.716	180.772
2	7	182	G	181.087	181.072	181.091	181.131	181.108	181.136
2	7	182	G	181.262	181.216	181.272	181.392	181.324	181.408
2	7	182	G	181.436	181.360	181.454	181.762	181.716	181.772
4	7	184	G	183.087	183.072	183.091	183.130	183.108	183.137
4	7	184	S	183.261	183.216	183.273	183.391	183.324	183.410
4	7	184	S	183.434	183.361	183.455	183.761	183.716	183.773
5	7	185	G	184.087	184.072	184.091	184.130	184.108	184.137
5	7	185	G	184.260	184.217	184.273	184.390	184.325	184.410
5	7	185	G	184.433	184.361	184.456	184.760	184.717	184.773
6	7	186	G	185.086	185.072	185.091	185.130	185.108	185.137
6	7	186	G	185.259	185.217	185.274	185.389	185.325	185.411
6	7	186	G	185.432	185.361	185.457	185.759	185.717	185.774
7	7	187	S	186.086	186.072	186.091	186.129	186.108	186.137
7	7	187	S	186.259	186.217	186.274	186.388	186.325	186.412
7	7	187	S	186.432	186.361	186.457	186.759	186.717	186.774
8	7	188	G	187.086	187.072	187.092	187.129	187.109	187.137
8	7	188	G	187.258	187.217	187.275	187.388	187.326	187.412
8	7	188	G	187.431	187.362	187.458	187.758	187.717	187.775
9	7	189	G	188.086	188.072	188.092	188.129	188.109	188.138
9	7	189	G	188.258	188.217	188.275	188.387	188.326	188.413
9	7	189	G	188.430	188.362	188.459	188.758	188.717	188.775
10	7	190	S	189.086	189.073	189.092	189.129	189.109	189.138
10	7	190	S	189.257	189.218	189.276	189.386	189.326	189.413
10	7	190	S	189.429	189.363	189.459	189.757	189.718	189.776
11	7	191	G	190.086	190.073	190.092	190.128	190.109	190.138
11	7	191	G	190.257	190.218	190.276	190.385	190.327	190.414
11	7	191	G	190.428	190.363	190.460	190.757	190.718	190.776
12	7	192	G	191.085	191.073	191.092	191.128	191.109	191.138
12	7	192	G	191.256	191.218	191.276	191.384	191.327	191.415
12	7	192	G	191.427	191.363	191.461	191.756	191.718	191.776
13	7	193	G	192.085	192.073	192.092	192.128	192.109	192.138
13	7	193	G	192.256	192.218	192.277	192.383	192.327	192.415
13	7	193	G	192.426	192.364	192.461	192.756	192.718	192.777
15	7	195	S	194.085	194.073	194.093	194.127	194.109	194.139
15	7	195	S	194.254	194.219	194.278	194.382	194.328	194.416
15	7	195	S	194.424	194.365	194.463	194.754	194.719	194.778
16	7	196	S	195.085	195.073	195.093	195.127	195.110	195.139
16	7	196	S	195.254	195.219	195.278	195.381	195.329	195.417
16	7	196	S	195.423	195.365	195.463	195.754	195.719	195.778
17	7	197	S	196.084	196.073	196.093	196.127	196.110	196.139
17	7	197	S	196.253	196.219	196.278	196.380	196.329	196.418
17	7	197	S	196.422	196.366	196.464	196.753	196.719	196.778
18	7	198	G	197.084	197.073	197.093	197.126	197.110	197.139
18	7	198	G	197.253	197.220	197.279	197.379	197.330	197.418
18	7	198	G	197.421	197.366	197.464	197.753	197.720	197.779
20	7	200	S	199.084	199.073	199.093	199.126	199.110	199.140
20	7	200	S	199.252	199.220	199.279	199.377	199.331	199.419
20	7	200	S	199.419	199.367	199.466	199.752	199.720	199.779
22	7	202	S	201.084	201.074	201.093	201.125	201.111	201.140
22	7	202	S	201.251	201.221	201.280	201.376	201.332	201.420
22	7	202	S	201.418	201.368	201.467	201.751	201.721	201.780
23	7	203	G	202.083	202.074	202.093	202.125	202.111	202.140
23	7	203	G	202.250	202.221	202.280	202.375	202.332	202.421
23	7	203	G	202.417	202.369	202.467	202.750	202.721	202.780
24	7	204	S	203.083	203.074	203.094	203.125	203.111	203.140
24	7	204	S	203.249	203.222	203.281	203.374	203.333	203.421
24	7	204	S	203.416	203.370	203.468	203.749	203.722	203.781
26	7	206	S	205.083	205.074	205.094	205.124	205.111	205.141
26	7	206	S	205.248	205.223	205.281	205.372	205.334	205.422
26	7	206	S	205.414	205.371	205.469	205.748	205.723	205.781
27	7	207	S	206.083	206.074	206.094	206.124	206.111	206.141
27	7	207	S	206.248	206.223	206.282	206.372	206.334	206.422
27	7	207	S	206.413	206.372	206.469	206.748	206.723	206.782
28	7	208	G	207.082	207.074	207.094	207.124	207.112	207.141
28	7	208	G	207.247	207.223	207.282	207.371	207.335	207.423
28	7	208	G	207.412	207.372	207.470	207.747	207.723	207.782
29	7	209	G	208.082	208.075	208.094	208.123	208.112	208.141
29	7	209	G	208.247	208.224	208.282	208.370	208.336	208.423
29	7	209	G	208.411	208.373	208.470	208.747	208.724	208.782
30	7	210	G	209.082	209.075	209.094	209.123	209.112	209.141
30	7	210	G	209.246	209.224	209.282	209.369	209.336	209.423
30	7	210	G	209.410	209.374	209.470	209.746	209.724	209.782

D	M	N_E	X	Div: Equation (2)			Div: Equation (3)		
				$N_0 = 62$ (days)	$N_0 = 187$ (days)	$N_0 = 307$ (days)	$N_0 = 62$ (days)	$N_0 = 187$ (days)	$N_0 = 307$ (days)
1	8	211	G	210.082	210.075	210.094	210.123	210.112	210.141
1	8	211	G	210.245	210.225	210.283	210.368	210.337	210.424
1	8	211	G	210.409	210.374	210.471	210.745	210.725	210.783
2	8	212	G	211.082	211.075	211.094	211.122	211.112	211.141
2	8	212	G	211.245	211.225	211.283	211.367	211.337	211.424
2	8	212	G	211.408	211.375	211.471	211.745	211.725	211.783
3	8	213	S	212.081	212.075	212.094	212.122	212.113	212.141
3	8	213	S	212.244	212.225	212.283	212.367	212.338	212.424
3	8	213	S	212.407	212.376	212.472	212.744	212.725	212.783
4	8	214	G	213.081	213.075	213.094	213.122	213.113	213.142
4	8	214	G	213.244	213.226	213.283	213.366	213.339	213.425
4	8	214	G	213.406	213.376	213.472	213.744	213.726	213.783
5	8	215	S	214.081	214.075	214.094	214.122	214.113	214.142
5	8	215	S	214.243	214.226	214.283	214.365	214.339	214.425
5	8	215	S	214.405	214.377	214.472	214.743	214.726	214.783
6	8	216	S	215.081	215.076	215.095	215.121	215.113	215.142
6	8	216	S	215.243	215.227	215.284	215.364	215.340	215.425
6	8	216	S	215.404	215.378	215.473	215.743	215.727	215.784
7	8	217	G	216.081	216.076	216.095	216.121	216.114	216.142
7	8	217	G	216.242	216.227	216.284	216.363	216.341	216.426
7	8	217	G	216.404	216.379	216.473	216.742	216.727	216.784
8	8	218	G	217.081	217.076	217.095	217.121	217.114	217.142
8	8	218	G	217.242	217.228	217.284	217.362	217.341	217.426
8	8	218	G	217.403	217.379	217.473	217.742	217.728	217.784
11	8	221	S	220.080	220.076	220.095	220.120	220.114	220.142
11	8	221	S	220.240	220.229	220.284	220.360	220.343	220.426
11	8	221	S	220.400	220.382	220.474	220.740	220.729	220.784
12	8	222	S	221.080	221.076	221.095	221.120	221.115	221.142
12	8	222	S	221.239	221.229	221.284	221.359	221.344	221.427
12	8	222	S	221.399	221.382	221.474	221.739	221.729	221.784
13	8	223	S	222.080	222.077	222.095	222.119	222.115	222.142
13	8	223	S	222.239	222.230	222.285	222.358	222.345	222.427
13	8	223	S	222.398	222.383	222.474	222.739	222.730	222.785
15	8	225	G	224.079	224.077	224.095	224.119	224.115	224.142
15	8	225	G	224.238	224.231	224.285	224.357	224.346	224.427
15	8	225	G	224.396	224.385	224.475	224.738	224.731	224.785
16	8	226	G	225.079	225.077	225.095	225.119	225.116	225.142
16	8	226	G	225.237	225.231	225.285	225.356	225.347	225.427
16	8	226	G	225.395	225.386	225.475	225.737	225.731	225.785
17	8	227	S	226.079	226.077	226.095	226.118	226.116	226.142
17	8	227	S	226.237	226.232	226.285	226.355	226.348	226.427
17	8	227	S	226.394	226.387	226.475	226.737	226.732	226.785
19	8	229	G	228.079	228.078	228.095	228.118	228.116	228.142
19	8	229	G	228.236	228.233	228.285	228.353	228.349	228.427
19	8	229	G	228.393	228.388	228.475	228.736	228.733	228.785
22	8	232	S	231.078	231.078	231.095	231.117	231.117	231.142
22	8	232	S	231.234	231.234	231.285	231.351	231.352	231.427
22	8	232	S	231.390	231.391	231.475	231.734	231.734	231.785
24	8	234	S	233.078	233.079	233.095	233.117	233.118	233.142
24	8	234	S	233.233	233.236	233.285	233.350	233.353	233.427
24	8	234	S	233.388	233.393	233.475	233.733	233.736	233.785
25	8	235	S	234.078	234.079	234.095	234.116	234.118	234.142
25	8	235	S	234.233	234.236	234.285	234.349	234.354	234.427
25	8	235	S	234.388	234.393	234.475	234.733	234.736	234.785
27	8	237	S	236.077	236.079	236.095	236.116	236.119	236.142
27	8	237	S	236.232	236.237	236.285	236.347	236.356	236.427
27	8	237	S	236.386	236.395	236.475	236.732	236.737	236.785
28	8	238	G	237.077	237.079	237.095	237.116	237.119	237.142
28	8	238	G	237.231	237.238	237.285	237.347	237.356	237.427
28	8	238	G	237.385	237.396	237.475	237.731	237.738	237.785
29	8	239	G	238.077	238.079	238.095	238.115	238.119	238.142
29	8	239	G	238.231	238.238	238.285	238.346	238.357	238.427
29	8	239	G	238.384	238.397	238.474	238.731	238.738	238.785
30	8	240	G	239.077	239.080	239.095	239.115	239.119	239.142
30	8	240	G	239.230	239.239	239.285	239.345	239.358	239.427
30	8	240	G	239.383	239.398	239.474	239.730	239.739	239.785

D	M	N_E	X	Div: Equation (2)			Div: Equation (3)		
				$N_0 = 62$ (days)	$N_0 = 187$ (days)	$N_0 = 307$ (days)	$N_0 = 62$ (days)	$N_0 = 187$ (days)	$N_0 = 307$ (days)
1	9	241	G	240.077	240.080	240.095	240.115	240.120	240.142
1	9	241	G	240.230	240.239	240.284	240.344	240.359	240.427
1	9	241	G	240.383	240.399	240.474	240.730	240.739	240.784
3	9	243	G	242.076	242.080	242.095	242.114	242.120	242.142
3	9	243	G	242.229	242.240	242.284	242.343	242.361	242.426
3	9	243	G	242.381	242.401	242.474	242.729	242.740	242.784
4	9	244	S	243.076	243.080	243.095	243.114	243.120	243.142
4	9	244	S	243.228	243.241	243.284	243.342	243.361	243.426
4	9	244	S	243.380	243.401	243.473	243.728	243.741	243.784
6	9	246	G	245.076	245.081	245.095	245.114	245.121	245.142
6	9	246	G	245.227	245.242	245.284	245.341	245.363	245.426
6	9	246	G	245.379	245.403	245.473	245.727	245.742	245.784
7	9	247	G	246.076	246.081	246.095	246.113	246.121	246.142
7	9	247	G	246.227	246.243	246.284	246.340	246.364	246.425
7	9	247	G	246.378	246.404	246.473	246.727	246.743	246.784
9	9	249	G	248.075	248.081	248.094	248.113	248.122	248.142
9	9	249	G	248.226	248.244	248.283	248.339	248.365	248.425
9	9	249	G	248.377	248.406	248.472	248.726	248.744	248.783
16	9	256	G	255.074	255.083	255.094	255.112	255.124	255.141
16	9	256	G	255.223	255.248	255.282	255.335	255.371	255.422
16	9	256	G	255.372	255.413	255.469	255.723	255.748	255.782
17	9	257	G	256.074	256.083	256.094	256.111	256.124	256.141
17	9	257	G	256.223	256.248	256.281	256.334	256.372	256.422
17	9	257	G	256.371	256.414	256.469	256.723	256.748	256.781
18	9	258	G	257.074	257.083	257.094	257.111	257.124	257.141
18	9	258	G	257.222	257.249	257.281	257.333	257.373	257.422
18	9	258	G	257.370	257.414	257.468	257.722	257.749	257.781
19	9	259	G	258.074	258.083	258.094	258.111	258.125	258.140
19	9	259	G	258.222	258.249	258.281	258.333	258.374	258.421
19	9	259	G	258.370	258.415	258.468	258.722	258.749	258.781
20	9	260	S	259.074	259.083	259.093	259.111	259.125	259.140
20	9	260	S	259.222	259.250	259.280	259.332	259.375	259.421
20	9	260	S	259.369	259.416	259.467	259.722	259.750	259.780
21	9	261	S	260.074	260.083	260.093	260.111	260.125	260.140
21	9	261	S	260.221	260.250	260.280	260.332	260.376	260.420
21	9	261	S	260.369	260.417	260.467	260.721	260.750	260.780
22	9	262	G	261.074	261.084	261.093	261.110	261.125	261.140
22	9	262	G	261.221	261.251	261.280	261.331	261.376	261.420
22	9	262	G	261.368	261.418	261.466	261.721	261.751	261.780
23	9	263	G	262.073	262.084	262.093	262.110	262.126	262.140
23	9	263	G	262.220	262.252	262.279	262.331	262.377	262.419
23	9	263	G	262.367	262.419	262.466	262.720	262.752	262.779
25	9	265	G	264.073	264.084	264.093	264.110	264.126	264.139
25	9	265	G	264.220	264.253	264.279	264.330	264.379	264.418
25	9	265	G	264.366	264.421	264.465	264.720	264.753	264.779
26	9	266	G	265.073	265.084	265.093	265.110	265.127	265.139
26	9	266	G	265.220	265.253	265.278	265.329	265.380	265.418
26	9	266	G	265.366	265.422	265.464	265.720	265.753	265.778
29	9	269	G	268.073	268.085	268.092	268.109	268.127	268.139
29	9	269	G	268.219	268.255	268.277	268.328	268.382	268.416
29	9	269	G	268.364	268.425	268.462	268.719	268.755	268.777
30	9	270	G	269.073	269.085	269.092	269.109	269.128	269.138
30	9	270	G	269.218	269.255	269.277	269.328	269.383	269.415
30	9	270	G	269.364	269.426	269.462	269.718	269.755	269.777

D	M	N_E	X	Div: Equation (2)			Div: Equation (3)		
				$N_0 = 62$ (days)	$N_0 = 187$ (days)	$N_0 = 307$ (days)	$N_0 = 62$ (days)	$N_0 = 187$ (days)	$N_0 = 307$ (days)
1	10	271	G	270.073	270.085	270.092	270.109	270.128	270.138
1	10	271	G	270.218	270.256	270.277	270.327	270.384	270.415
1	10	271	G	270.364	270.427	270.461	270.718	270.756	270.777
3	10	273	G	272.073	272.086	272.092	272.109	272.129	272.138
3	10	273	G	272.218	272.257	272.276	272.326	272.386	272.414
3	10	273	G	272.363	272.429	272.460	272.718	272.757	272.776
4	10	274	S	273.072	273.086	273.092	273.109	273.129	273.138
4	10	274	S	273.217	273.258	273.275	273.326	273.386	273.413
4	10	274	S	273.362	273.429	273.459	273.717	273.758	273.775
5	10	275	G	274.072	274.086	274.092	274.109	274.129	274.137
5	10	275	G	274.217	274.258	274.275	274.326	274.387	274.412
5	10	275	G	274.362	274.430	274.458	274.717	274.758	274.775
7	10	277	S	276.072	276.086	276.091	276.108	276.130	276.137
7	10	277	S	276.217	276.259	276.274	276.325	276.389	276.411
7	10	277	S	276.361	276.432	276.457	276.717	276.759	276.774
8	10	278	G	277.072	277.087	277.091	277.108	277.130	277.137
8	10	278	G	277.217	277.260	277.274	277.325	277.390	277.410
8	10	278	G	277.361	277.433	277.456	277.717	277.760	277.774
9	10	279	G	278.072	278.087	278.091	278.108	278.130	278.137
9	10	279	G	278.216	278.260	278.273	278.325	278.391	278.410
9	10	279	G	278.361	278.434	278.455	278.716	278.760	278.773
10	10	280	G	279.072	279.087	279.091	279.108	279.130	279.136
10	10	280	G	279.216	279.261	279.273	279.324	279.391	279.409
10	10	280	G	279.360	279.435	279.454	279.716	279.761	279.773
11	10	281	S	280.072	280.087	280.091	280.108	280.131	280.136
11	10	281	S	280.216	280.261	280.272	280.324	280.392	280.408
11	10	281	S	280.360	280.436	280.454	280.716	280.761	280.772
12	10	282	G	281.072	281.087	281.091	281.108	281.131	281.136
12	10	282	G	281.216	281.262	281.272	281.324	281.393	281.408
12	10	282	G	281.360	281.437	281.453	281.716	281.762	281.772
13	10	283	G	282.072	282.088	282.090	282.108	282.131	282.136
13	10	283	G	282.216	282.263	282.271	282.324	282.394	282.407
13	10	283	G	282.360	282.438	282.452	282.716	282.763	282.771
14	10	284	G	283.072	283.088	283.090	283.108	283.132	283.135
14	10	284	G	283.216	283.263	283.271	283.323	283.395	283.406
14	10	284	G	283.359	283.439	283.451	283.716	283.763	283.771
15	10	285	S	284.072	284.088	284.090	284.108	284.132	284.135
15	10	285	S	284.216	284.264	284.270	284.323	284.395	284.406
15	10	285	S	284.359	284.439	284.451	284.716	284.764	284.770
16	10	286	G	285.072	285.088	285.090	285.108	285.132	285.135
16	10	286	G	285.215	285.264	285.270	285.323	285.396	285.405
16	10	286	G	285.359	285.440	285.450	285.715	285.764	285.770
17	10	287	S	286.072	286.088	286.090	286.108	286.132	286.135
17	10	287	S	286.215	286.265	286.269	286.323	286.397	286.404
17	10	287	S	286.359	286.441	286.449	286.715	286.765	286.769
18	10	288	S	287.072	287.088	287.090	287.108	287.133	287.134
18	10	288	S	287.215	287.265	287.269	287.323	287.398	287.403
18	10	288	S	287.359	287.442	287.448	287.715	287.765	287.769
19	10	289	S	288.072	288.089	288.089	288.108	288.133	288.134
19	10	289	S	288.215	288.266	288.268	288.323	288.399	288.403
19	10	289	S	288.359	288.443	288.447	288.715	288.766	288.768
20	10	290	S	289.072	289.089	289.089	289.108	289.133	289.134
20	10	290	S	289.215	289.266	289.268	289.323	289.399	289.402
20	10	290	S	289.359	289.444	289.446	289.715	289.766	289.768
21	10	291	S	290.072	290.089	290.089	290.108	290.133	290.134
21	10	291	S	290.215	290.267	290.267	290.323	290.400	290.401
21	10	291	G	290.358	290.445	290.446	290.715	290.767	290.767
22	10	292	S	291.072	291.089	291.089	291.108	291.134	291.133
22	10	292	S	291.215	291.267	291.267	291.323	291.401	291.400
22	10	292	S	291.358	291.445	291.445	291.715	291.767	291.767
23	10	293	G	292.072	292.089	292.089	292.108	292.134	292.133
23	10	293	G	292.215	292.268	292.266	292.323	292.402	292.400
23	10	293	G	292.358	292.446	292.444	292.715	292.768	292.766
24	10	294	G	293.072	293.089	293.089	293.108	293.134	293.133
24	10	294	G	293.215	293.268	293.266	293.323	293.402	293.399
24	10	294	G	293.358	293.447	293.443	293.715	293.768	293.766
25	10	295	G	294.072	294.090	294.088	294.108	294.134	294.133
25	10	295	G	294.215	294.269	294.265	294.323	294.403	294.398
25	10	295	G	294.358	294.448	294.442	294.715	294.769	294.765
26	10	296	S	295.072	295.090	295.088	295.108	295.135	295.132
26	10	296	S	295.215	295.269	295.265	295.323	295.404	295.397
26	10	296	S	295.358	295.449	295.441	295.715	295.769	295.765
27	10	297	S	296.072	296.090	296.088	296.108	296.135	296.132
27	10	297	S	296.215	296.270	296.264	296.323	296.405	296.396
27	10	297	S	296.358	296.450	296.440	296.715	296.770	296.764
28	10	298	G	297.072	297.090	297.088	297.108	297.135	297.132
28	10	298	G	297.215	297.270	297.264	297.323	297.405	297.396
28	10	298	G	297.359	297.450	297.440	297.715	297.770	297.764
29	10	299	G	298.072	298.090	298.088	298.108	298.135	298.132
29	10	299	G	298.215	298.271	298.263	298.323	298.406	298.395
29	10	299	G	298.359	298.451	298.439	298.715	298.771	298.763
30	10	300	G	299.072	299.090	299.088	299.108	299.136	299.131
30	10	300	G	299.215	299.271	299.263	299.323	299.407	299.394
30	10	300	G	299.359	299.452	299.438	299.715	299.771	299.763

D	M	N _E	X	Div: Equation (2)			Div: Equation (3)		
				N ₀ = 62 (days)	N ₀ = 187 (days)	N ₀ = 307 (days)	N ₀ = 62 (days)	N ₀ = 187 (days)	N ₀ = 307 (days)
1	11	301	G	300.072	300.091	300.087	300.108	300.136	300.131
1	11	301	G	300.215	300.272	300.262	300.323	300.407	300.393
1	11	301	G	300.359	300.453	300.437	300.715	300.772	300.762
2	11	302	G	301.072	301.091	301.087	301.108	301.136	301.131
2	11	302	G	301.215	301.272	301.262	301.323	301.408	301.392
2	11	302	G	301.359	301.454	301.436	301.715	301.772	301.762
3	11	303	S	302.072	302.091	302.087	302.108	302.136	302.131
3	11	303	S	302.215	302.273	302.261	302.323	302.409	302.392
3	11	303	S	302.359	302.454	302.435	302.715	302.773	302.761
4	11	304	G	303.072	303.091	303.087	303.108	303.137	303.130
4	11	304	G	303.216	303.273	303.261	303.323	303.410	303.391
4	11	304	G	303.359	303.455	303.434	303.716	303.773	303.761
5	11	305	S	304.072	304.091	304.087	304.108	304.137	304.130
5	11	305	S	304.216	304.273	304.260	304.324	304.410	304.390
5	11	305	S	304.360	304.456	304.433	304.716	304.773	304.760
7	11	307	S	306.072	306.091	306.086	306.108	306.137	306.129
7	11	307	S	306.216	306.274	306.259	306.324	306.412	306.388
7	11	307	S	306.360	306.457	306.432	306.716	306.774	306.759
8	11	308	S	307.072	307.092	307.086	307.108	307.137	307.129
8	11	308	S	307.216	307.275	307.258	307.324	307.412	307.388
8	11	308	S	307.360	307.458	307.431	307.716	307.775	307.758
9	11	309	G	308.072	308.092	308.086	308.108	308.138	308.129
9	11	309	G	308.216	308.275	308.258	308.324	308.413	308.387
9	11	309	G	308.361	308.459	308.430	308.716	308.775	308.758
10	11	310	S	309.072	309.092	309.086	309.108	309.138	309.129
10	11	310	S	309.217	309.276	309.257	309.325	309.413	309.386
10	11	310	S	309.361	309.459	309.429	309.717	309.776	309.757
11	11	311	S	310.072	310.092	310.086	310.108	310.138	310.128
11	11	311	S	310.217	310.276	310.257	310.325	310.414	310.385
11	11	311	S	310.361	310.460	310.428	310.717	310.776	310.757
14	11	314	S	313.072	313.092	313.085	313.109	313.139	313.128
14	11	314	S	313.217	313.277	313.255	313.326	313.416	313.383
14	11	314	S	313.362	313.462	313.425	313.717	313.777	313.755
15	11	315	G	314.073	314.093	314.085	314.109	314.139	314.127
15	11	315	G	314.218	314.278	314.254	314.326	314.416	314.382
15	11	315	G	314.363	314.463	314.424	314.718	314.778	314.754
16	11	316	S	315.073	315.093	315.085	315.109	315.139	315.127
16	11	316	S	315.218	315.278	315.254	315.327	315.417	315.381
16	11	316	S	315.363	315.463	315.423	315.718	315.778	315.754
18	11	318	S	317.073	317.093	317.084	317.109	317.139	317.126
18	11	318	S	317.218	317.279	317.253	317.327	317.418	317.379
18	11	318	S	317.364	317.464	317.421	317.718	317.779	317.753
19	11	319	S	318.073	318.093	318.084	318.109	318.140	318.126
19	11	319	S	318.219	318.279	318.252	318.328	318.419	318.378
19	11	319	S	318.364	318.465	318.420	318.719	318.779	318.752
20	11	320	S	319.073	319.093	319.084	319.109	319.140	319.126
20	11	320	S	319.219	319.279	319.252	319.328	319.419	319.377
20	11	320	S	319.365	319.466	319.419	319.719	319.779	319.752
21	11	321	G	320.073	320.093	320.084	320.110	320.140	320.126
21	11	321	G	320.219	320.280	320.251	320.329	320.420	320.377
21	11	321	G	320.365	320.466	320.418	320.719	320.780	320.751
22	11	322	S	321.073	321.093	321.084	321.110	321.140	321.125
22	11	322	S	321.219	321.280	321.251	321.329	321.420	321.376
22	11	322	S	321.366	321.467	321.418	321.719	321.780	321.751
23	11	323	S	322.073	322.093	322.083	322.110	322.140	322.125
23	11	323	S	322.220	322.280	322.250	322.330	322.421	322.375
23	11	323	S	322.366	322.467	322.417	322.720	322.780	322.750
24	11	324	G	323.073	323.094	323.083	323.110	323.140	323.125
24	11	324	G	323.220	323.281	323.249	323.330	323.421	323.374
24	11	324	G	323.367	323.468	323.416	323.720	323.781	323.749
25	11	325	G	324.073	324.094	324.083	324.110	324.140	324.124
25	11	325	S	324.220	324.281	324.249	324.331	324.421	324.373
25	11	325	G	324.367	324.468	324.415	324.720	324.781	324.749
26	11	326	G	325.074	325.094	325.083	325.110	325.141	325.124
26	11	326	G	325.221	325.281	325.248	325.331	325.422	325.372
26	11	326	G	325.368	325.469	325.414	325.721	325.781	325.748
27	11	327	S	326.074	326.094	326.083	326.111	326.141	326.124
27	11	327	S	326.221	326.282	326.248	326.332	326.422	326.372
27	11	327	S	326.368	326.469	326.413	326.721	326.782	326.748
28	11	328	S	327.074	327.094	327.082	327.111	327.141	327.124
28	11	328	S	327.221	327.282	327.247	327.332	327.423	327.371
28	11	328	S	327.369	327.470	327.412	327.721	327.782	327.747
29	11	329	G	328.074	328.094	328.082	328.111	328.141	328.123
29	11	329	G	328.222	328.282	328.247	328.333	328.423	328.370
29	11	329	G	328.370	328.470	328.411	328.722	328.782	328.747
30	11	330	G	329.074	329.094	329.082	329.111	329.141	329.123
30	11	330	G	329.222	329.282	329.246	329.333	329.423	329.369
30	11	330	G	329.370	329.470	329.410	329.722	329.782	329.746

D	M	N_E	X	Div: Equation (2)			Div: Equation (3)		
				$N_0 = 62$ (days)	$N_0 = 187$ (days)	$N_0 = 307$ (days)	$N_0 = 62$ (days)	$N_0 = 187$ (days)	$N_0 = 307$ (days)
1	12	331	G	330.074	330.094	330.082	330.111	330.141	330.123
1	12	331	G	330.223	330.283	330.245	330.334	330.424	330.368
1	12	331	G	330.371	330.471	330.409	330.723	330.783	330.745
2	12	332	G	331.074	331.094	331.082	331.111	331.141	331.122
2	12	332	G	331.223	331.283	331.245	331.334	331.424	331.367
2	12	332	G	331.372	331.471	331.408	331.723	331.783	331.745
3	12	333	S	332.074	332.094	332.081	332.112	332.141	332.122
3	12	333	S	332.223	332.283	332.244	332.335	332.424	332.367
3	12	333	S	332.372	332.472	332.407	332.723	332.783	332.744
4	12	334	S	333.075	333.094	333.081	333.112	333.142	333.122
4	12	334	S	333.224	333.283	333.244	333.336	333.425	333.366
4	12	334	G	333.373	333.472	333.406	333.724	333.783	333.744
5	12	335	G	334.075	334.094	334.081	334.112	334.142	334.122
5	12	335	G	334.224	334.283	334.243	334.336	334.425	334.365
5	12	335	G	334.374	334.472	334.405	334.724	334.783	334.743
6	12	336	S	335.075	335.095	335.081	335.112	335.142	335.121
6	12	336	S	335.225	335.284	335.243	335.337	335.425	335.364
6	12	336	G	335.374	335.473	335.404	335.725	335.784	335.743
8	12	338	G	337.075	337.095	337.081	337.113	337.142	337.121
8	12	338	G	337.225	337.284	337.242	337.338	337.426	337.362
8	12	338	G	337.376	337.473	337.403	337.725	337.784	337.742
9	12	339	G	338.075	338.095	338.080	338.113	338.142	338.121
9	12	339	G	338.226	338.284	338.241	338.339	338.426	338.362
9	12	339	G	338.376	338.473	338.402	338.726	338.784	338.741
10	12	340	G	339.075	339.095	339.080	339.113	339.142	339.120
10	12	340	G	339.226	339.284	339.240	339.339	339.426	339.361
10	12	340	G	339.377	339.474	339.401	339.726	339.784	339.740
11	12	341	S	340.076	340.095	340.080	340.113	340.142	340.120
11	12	341	S	340.227	340.284	340.240	340.340	340.426	340.360
11	12	341	S	340.378	340.474	340.400	340.727	340.784	340.740
12	12	342	G	341.076	341.095	341.080	341.114	341.142	341.120
12	12	342	G	341.227	341.284	341.239	341.341	341.427	341.359
12	12	342	G	341.379	341.474	341.399	341.727	341.784	341.739
13	12	343	G	342.076	342.095	342.080	342.114	342.142	342.119
13	12	343	G	342.228	342.285	342.239	342.341	342.427	342.358
13	12	343	G	342.379	342.474	342.398	342.728	342.785	342.739
14	12	344	G	343.076	343.095	343.079	343.114	343.142	343.119
14	12	344	G	343.228	343.285	343.238	343.342	343.427	343.357
14	12	344	G	343.380	343.474	343.397	343.728	343.785	343.738
15	12	345	S	344.076	344.095	344.079	344.114	344.142	344.119
15	12	345	S	344.229	344.285	344.238	344.343	344.427	344.357
15	12	345	S	344.381	344.475	344.396	344.729	344.785	344.738
16	12	346	G	345.076	345.095	345.079	345.114	345.142	345.119
16	12	346	G	345.229	345.285	345.237	345.343	345.427	345.356
16	12	346	G	345.382	345.475	345.395	345.729	345.785	345.737
17	12	347	G	346.076	346.095	346.079	346.115	346.142	346.118
17	12	347	G	346.229	346.285	346.237	346.344	346.427	346.355
17	12	347	G	346.382	346.475	346.394	346.729	346.785	346.737
18	12	348	S	347.077	347.095	347.079	347.115	347.142	347.118
18	12	348	S	347.230	347.285	347.236	347.345	347.427	347.354
18	12	348	G	347.383	347.475	347.394	347.730	347.785	347.736
19	12	349	G	348.077	348.095	348.079	348.115	348.142	348.118
19	12	349	G	348.230	348.285	348.236	348.346	348.427	348.353
19	12	349	G	348.384	348.475	348.393	348.730	348.785	348.736
21	12	351	G	350.077	350.095	350.078	350.116	350.142	350.117
21	12	351	G	350.231	350.285	350.235	350.347	350.427	350.352
21	12	351	G	350.386	350.475	350.391	350.731	350.785	350.735
22	12	352	G	351.077	351.095	351.078	351.116	351.142	351.117
22	12	352	G	351.232	351.285	351.234	351.348	351.427	351.351
22	12	352	G	351.387	351.475	351.390	351.732	351.785	351.734
23	12	353	S	352.077	352.095	352.078	352.116	352.142	352.117
23	12	353	S	352.232	352.285	352.234	352.349	352.427	352.350
23	12	353	S	352.387	352.475	352.389	352.732	352.785	352.734
24	12	354	G	353.078	353.095	353.078	353.116	353.142	353.117
24	12	354	G	353.233	353.285	353.233	353.349	353.427	353.350
24	12	354	G	353.388	353.475	353.388	353.733	353.785	353.733
25	12	355	G	354.078	354.095	354.078	354.117	354.142	354.116
25	12	355	G	354.233	354.285	354.233	354.350	354.427	354.349
25	12	355	G	354.389	354.475	354.388	354.733	354.785	354.733
26	12	356	G	355.078	355.095	355.077	355.117	355.142	355.116
26	12	356	S	355.234	355.285	355.232	355.351	355.427	355.348
26	12	356	G	355.390	355.475	355.387	355.734	355.785	355.732
27	12	357	S	356.078	356.095	356.077	356.117	356.142	356.116
27	12	357	S	356.234	356.285	356.232	356.352	356.427	356.347
27	12	357	S	356.391	356.475	356.386	356.734	356.785	356.732
28	12	358	G	357.078	357.095	357.077	357.117	357.142	357.116
28	12	358	G	357.235	357.285	357.231	357.352	357.427	357.347
28	12	358	G	357.392	357.475	357.385	357.735	357.785	357.731
29	12	359	G	358.079	358.095	358.077	358.118	358.142	358.115
29	12	359	G	358.236	358.285	358.231	358.353	358.427	358.346
29	12	359	G	358.393	358.474	358.384	358.736	358.785	358.731
30	12	360	G	359.079	359.095	359.077	359.118	359.142	359.115
30	12	360	G	359.236	359.285	359.230	359.354	359.427	359.345
30	12	360	G	359.393	359.474	359.383	359.736	359.785	359.730

Note. — Columns 5–10 have been calculated with $N_0 = 62, 187$ or 307 in Equation (1) combined with the day divisions Div: Equation (2) or (3).

Table 11
Brightest stars close to the seven best variable star candidates.

Notation	Name		m [mag]	Δm [mag]	d [$^{\circ}$]
★	α Per	HR 1017	1.79	—	9.4
*	β Per	HR 936	2.12	1.27	—
★	ζ Per	HR 1203	2.85	—	12.9
★	ϵ Per	HR 1220	2.88	0.12	9.5
★	γ Per	HR 915	2.93	—	12.6
★	δ Per	HR 1122	3.01	—	9.2
●	γ And	HR 603	2.26	—	12.1
●	β Tri	HR 622	3.00	—	13.1
★	α Tau	HR 1457	0.75	0.20	9.4
★	β Tau	HR 1791	1.65	—	25.7
★	η Tau	HR 1165	2.87	—	12.1
★	ζ Tau	HR 1910	2.88	0.29	24.7
★	78 Tau	HR 1412	3.35	0.07	7.5
*	λ Tau	HR 1239	3.37	0.54	—
★	ϵ Tau	HR 1409	3.53	—	9.4
★	o Tau	HR 1030	3.60	—	9.4
★	27 Tau	HR 1178	3.63	—	11.9
★	γ Tau	HR 1346	3.65	—	5.5
★	17 Tau	HR 1142	3.70	—	12.2
★	ξ Tau	HR 1038	3.70	0.09	8.7
★	δ Tau	HR 1373	3.76	—	7.3
●	1 Ori	HR 1543	3.19	—	12.9
●	3 Ori	HR 1552	3.69	—	14.2
★	β Gem	HR 2990	1.14	—	12.4
★	α Gem	HR 2891	1.59	—	13.4
★	γ Gem	HR 2421	1.93	—	7.5
★	μ Gem	HR 2286	2.75	0.27	9.8
★	ϵ Gem	HR 2473	2.98	—	6.5
★	η Gem	HR 2216	3.15	0.75	11.6
★	ξ Gem	HR 2484	3.36	—	8.7
★	δ Gem	HR 2777	3.53	—	4.0
★	κ Gem	HR 2985	3.57	—	10.1
★	λ Gem	HR 2763	3.58	—	5.2
★	θ Gem	HR 2540	3.60	—	13.7
*	ζ Gem	HR 2650	3.62	0.56	—
★	ι Gem	HR 2821	3.79	—	8.9
★	ν Gem	HR 2905	4.06	—	9.7
●	β CMi	HR 2845	2.84	0.08	13.5
★	α Car	HR 2326	-0.72	—	27.8
★	β Car	HR 3685	1.68	—	7.9
★	ϵ Car	HR 3307	1.86	—	10.4
★	ι Car	HR 3699	2.25	—	4.7
★	θ Car	HR 4199	2.76	—	6.7
★	ν Car	HR 3890	3.01	—	2.6
★	ω Car	HR 4037	3.32	—	8.0
★	p Car	HR 4140	3.27	0.10	5.5
★	q Car	HR 4050	3.36	0.08	3.9
★	a Car	HR 3659	3.44	—	5.5
★	χ Car	HR 3117	3.47	—	17.1
*	l Car	HR 3884	3.28	0.90	—
★	U Car	HR 4257	3.78	—	9.0
★	S Car	HR 4114	3.82	—	6.4
★	c Car	HR 3571	3.84	—	6.2
★	X Car	HR 4337	3.84	0.18	10.7
★	i Car	HR 3663	3.97	—	3.9
★	I Car	HR 4102	4.00	—	12.0
●	δ Vel	HR 3485	1.96	0.40	11.1
●	κ Vel	HR 3734	2.50	—	8.1
●	n Vel	HR 3803	3.13	—	5.7
●	ϕ Vel	HR 3940	3.54	—	8.1
●	o Vel	HR 3447	3.55	0.12	12.8
●	λ Cen	HR 4467	3.13	—	12.6
●	π Cen	HR 4390	3.89	—	14.7
●	β Vol	HR 3347	3.77	—	9.3
●	α Vol	HR 3615	4.00	—	6.0
●	λ Mus	HR 4520	3.64	—	13.4

Notation	Name	Number	m [mag]	Δm [mag]	d [da]
★	α Lyr	HR 7001	-0.02	0.09	5.9
★	γ Lyr	HR 7178	3.24	—	2.0
*	β Lyr	HR 7106	3.25	1.11	
★	R Lyr	HR 7157	3.88	1.12	10.6
●	μ Her	HR 6623	3.42	—	14.3
●	ξ Her	HR 6703	3.70	—	12.0
●	o Her	HR 6779	3.80	0.07	10.2
●	109 Her	HR 6895	3.84	—	12.9
●	θ Her	HR 6695	3.86	—	11.6
●	110 Her	HR 7061	4.19	—	12.6
●	β Cyg	HR 7417	3.08	—	10.3
●	η Cyg	HR 7615	3.39	—	13.8
●	χ Cyg	HR 7564	3.30	10.9	12.7
★	α Aql	HR 7557	0.77	—	7.6
★	γ Aql	HR 7525	2.72	—	9.7
★	ζ Aql	HR 7235	2.99	—	17.4
★	θ Aql	HR 7710	3.23	—	4.7
★	δ Aql	HR 7377	3.36	—	7.2
★	λ Aql	HR 7236	3.44	—	12.9
*	β Aql	HR 7602	3.71	—	5.9
*	η Aql	HR 7570	3.48	0.91	
*	ϵ Aql	HR 7176	4.02	—	19.2
*	i Aql	HR 7193	4.02	—	14.3
●	α Cap	HR 7754	0.08	—	15.0
●	ϵ Del	HR 7852	4.03	—	14.4
★	α Cep	HR 8162	2.44	—	9.6
★	γ Cep	HR 8974	3.21	—	20.0
★	β Cep	HR 8238	3.16	0.11	13.7
★	ζ Cep	HR 8465	3.35	—	2.4
★	η Cep	HR 7957	3.43	—	13.3
★	ι Cep	HR 8694	3.52	—	8.3
*	δ Cep	HR 8571	3.48	0.89	
*	μ Cep	HR 8316	3.43	1.67	5.9
*	ϵ Cep	HR 8494	4.15	0.06	2.5
*	θ Cep	HR 7850	4.22	—	15.2
●	β Cas	HR 21	2.25	0.06	12.7
●	α Lac	HR 8585	3.77	—	8.2
●	81 Cyg	HR 8335	4.23	—	11.0