

Modeling anomalous extinction using nanodiamonds

Rakesh K Rai and Shantanu Rastogi*

Department of Physics, D.D.U. Gorakhpur University, Gorakhpur - 273009, India

22 December 2018

ABSTRACT

Modeling extinction along anomalous/non-CCM sightlines, which are characterized by a broad 217.5 *nm* bump and steep far-ultraviolet (FUV) rise, is reported. The extinction along these sightlines, viz. HD 210121, HD 204827, HD 29647 and HD 62542, is difficult to reproduce using standard silicate and graphite grains. Very good match with the observed extinction is obtained by considering nanodiamond component as part of carbonaceous matter. Most of these sightlines are rich in carbon and are invariably backed by a young hot stellar object. Nanodiamond is taken as core within amorphous carbon and graphite. These core-mantle particles taken as additional components along with graphite and silicates lead to reduction in the silicate requirement. The abundance of carbonaceous matter is not affected as a very small fraction of nanodiamond is required. Extinction along sightlines that show steep FUV is also reported demonstrating the importance of nanodiamond component in all such regions.

Key words: Interstellar Medium – Nanodiamonds, Extinction.

1 INTRODUCTION

The extinction of stellar light through the Interstellar medium (ISM) follows the simple law that it varies linearly with wavelength inverse. Superposed on it are features like the 217.5 *nm* bump and the far-ultraviolet (FUV) rise (Fitzpatrick & Massa 1986, 1988; Whittet 2003). Several attempts to parametrize the extinction curve along various sightlines include Fitzpatrick & Massa (1986) and R_V dependent general extinction formula by Cardelli, Clayton & Mathis (1989) (here after CCM). Most of the sightlines follow the

* E-mail: shantanu_r@hotmail.com

CCM law, but there are a number of lines of sight for which the CCM law is not good enough (Cardelli & Savage 1988; Clayton et al. 2003a). Certain regions show weak broad bump and strong FUV rise (Valencic et al. 2003) that closely resemble extinction in Small Magellanic Cloud (SMC). These anomalous sightlines are referred to as non-CCM sightlines (Valencic et al. 2003, 2004) and include HD 210121, HD 204827, HD 29647 and HD 62542.

The steep FUV rise in extinction is interpreted as the manifestation of high abundance of very small grains (Larson et al. 2000; Clayton et al. 2003b; Valencic et al. 2004). These sightlines may have been exposed to shocks or strong UV radiation that disrupt large grains resulting in a size distribution favoring small grains (Valencic et al. 2004). Small R_V for these objects point to smaller particles but, contrary to observation, will simultaneously lead to stronger 217.5 nm bump (Larson et al. 2000). All the non-CCM sightlines contain a B type young star as background to dense clouds, e.g. HD 210121 is a high latitude B3 V star and HD 204827 is a B0 V star, and are background to dense clouds rich in carbon and its molecules (Roueff et al. 2002; Oka et al. 2003).

Several attempts to model the non-CCM extinction have been made that include considering different grain compositions (Li & Greenberg 1998), different size distributions (Weingartner & Draine 2001) or both (Larson et al. 2000; Clayton et al. 2003b). Considering the prevalence of smaller particles in harsh environments Li & Greenberg (1998) used the MRN distribution (Mathis et al. 1977) in the size range $a \in [0.001, 0.200]$ and $a \in [0.001, 0.120]$ μm , for silicates and graphite respectively, to model extinction along HD 210121. To explain the poor match of silicate-graphite model Li & Greenberg (1998) also attempted silicate-organic refractory core-mantle model that required 20% more silicon than is available to condense into the solid phase. Weingartner & Draine (2001) use separate silicate and graphite model with a new size distribution having higher concentration of smaller particles towards HD 210121. Considering clusters of grains Rouleau et al. (1997) show that for HD 204827 the match is improved in the FUV but gets poor in the bump region. Simultaneous matching of the bump and FUV rise is difficult.

These sightlines are in general carbon rich having traces of carbonaceous molecules (Roueff et al. 2002; Oka et al. 2003; Ádámkóvics et al. 2005) hence the silicate fraction along these sightlines could be lower than the average galactic abundance. Incorporating other carbonaceous materials supposed to be present in ISM viz. organic refractory carbon (Li & Greenberg 1997), PAH (Draine & Li 2007), bucky onions (Chhowala et al. 2003; Li et al. 2008), carbon nanoparticles (Schnaiter et al. 1998), nanodiamonds (van Kerkhoven et al.

2002; Binnette et al. 2005; Rai & Rastogi 2010) etc. seem more suitable to model extinction along these objects.

Clayton et al. (2003a) and Sofia et al. (2005) show good fits using three component silicate, graphite and amorphous carbon (AMC) models and applying maximum entropy method (MEM). These models use very low fraction of graphite and in a very narrow size range while the upper size cut-off for AMC is ($\sim 1\mu m$), about 10 times larger. In the strong UV flux regions of the non-CCM sightlines graphite being more rugged to wear and tear is more probable. The destruction of AMC grains to smaller sizes is a more likely scenario (Díaz-Cano & Jones 2008).

The 217.5 nm bump has nearly a fixed position (Fitzpatrick & Massa 1986). This peak in graphite particles shifts towards longer wavelength on coating with different materials e.g. ice-coating (Draine & Melhotra 1993) and diamond coating (Mathis 1994). Observations along HD 29647 and HD 62542 (Cardelli & Savage 1988) show an opposite trend i.e. a shift towards shorter wavelength that is accompanied by steep FUV rise. Nanodiamond (ND) extinction shows steep rise in FUV beyond $5.5 \mu m^{-1}$ (Binnette et al. 2005; Rai & Rastogi 2010) and considering ND as core inside graphite or AMC mantle lowers the bump and shifts the 217.5 nm peak blue-ward (Rai & Rastogi 2008, 2010). There is profile similarity of extinction incorporating NDs inside carbonaceous material with observations along non-CCM sightlines. Using ND core inside graphite mantle gives good match with the average galactic extinction particularly in the FUV (Rai & Rastogi 2010). Therefore modeling of non-CCM sites and sites with steep FUV is attempted by incorporating NDs as additional component and is being reported.

2 COMPONENT MATERIALS IN MODELING

The observation of 3.43 and 3.53 μm emission bands, attributed to hydrogenated NDs, show convincing presence of NDs in the ISM (Guillois et al. 1999; van Kerkhoven et al. 2002). On the basis of C–H stretch band observations Goto et al. (2009) suggest ND formation nearer to the star where there is stronger UV flux. NDs in meteorites are enveloped in AMC and organic compounds (Dai et al. 2002) pointing to the possibility of ND formation near the Sun in pre-solar carbon already present in its environment.

Carbon can exist in different forms. Although graphite is the most stable allotrope and one of the most refractory material with sublimation point above 4000 K at one atmo-

sphere (Pierson 1993), the different forms transform into each other under UV irradiation or high energy electron collisions (Banhart 1997; Zaiser & Banhart 1997). Experimentally partial graphitization of ND due to heat (Le Guillou & Rouzaud 2007) or pressure conditions (Davydov et al. 2007) has been reported. Kwon and Park (2007) theoretically show that surface graphitization of diamond under strong radiation field leads to core-mantle like structure. In-situ formation of nanodiamonds and transformation of graphite to diamond is also observed over a wide range of irradiation conditions (Daulton et al. 2001).

Simulating UV photolysis in dark clouds Kouchi et al. (2005) show that diamonds and graphite few nanometer in size can form in organic ice mixture subjected to UV irradiation. Both graphite and diamond could form directly within amorphous carbon. With evolution the amorphous component may transform into these forms or be removed altogether. ND and glassy carbon mixture, possible product of supernova shock-wave transformations, are detected in meteorites (Stroud et al. 2011). ND-AMC is likely to be the dominant component while ND-graphite may result from secondary processing or in harsher atmospheres.

Considering extinction using pure ND grains give an abrupt extreme FUV rise but also a peak/plateau $\sim 1400 \text{ \AA}$ (Rai & Rastogi 2010) that is not observed along any sightline. The strong radiation field in non-CCM objects, which are generally young B type objects with carbon rich atmospheres, may lead to grain processing and formation of core-mantle type structures, with ND as core in graphite or AMC mantle. For the same reason large AMC grains, as considered by Clayton et al. (2003a); Sofia et al. (2005) in extinction models, are likely to be destroyed and easily re-cycled and re-formed (Díaz-Cano & Jones 2008). Considering ND in carbonaceous core smoothens the extinction peak/plateau $\sim 1400 \text{ \AA}$ (Rai & Rastogi 2010) and also explains the rare detection of features likely in pure ND.

In the present work core-mantle ND-graphite and/or ND-AMC (Figure 1) are treated as different materials and are used as separate components along with independent silicate and graphite components. NDs are structural changes in carbonaceous particles due to bond re-arrangement and hence size range and distribution for these core-mantle carbonaceous particles is assumed to be the same MRN distribution as that for graphite or AMC.

ND in Amorphous Carbon: The AMC extinction has plateau/peak at $5.4 \mu\text{m}^{-1}$ (Cecchi-Pestellini & Witt 1998). This is not seen in observations. On considering ND core inside AMC mantle this feature modifies such that larger the ND core smaller is the plateau/peak (Rai & Rastogi 2008). The ratio of ND core to AMC mantle radii is taken to be 3:4 considering the high possibility of AMC surface removal in rough atmospheres. The upper cut-off for ND radius

is fixed at $0.010 \mu m$ (van Kerkhoven et al. 2002). The highest ND volume is nearly 42 % and decreases for particles of radii larger than $0.013 \mu m$.

ND in Graphite: The ND-graphite phase could result from secondary processing so the ratio of radii of ND core and graphite mantle is considered to be 1:2, smaller than in ND-AMC. The upper cut-off for ND radius is taken to be $0.005 \mu m$. So the ratio of radii decreases continuously for graphite radii larger than $0.010 \mu m$. Thus the highest ND volume of a single grain is 12.5 % and is much smaller in the overall distribution.

Graphite and Silicates: The graphite and silicate grains are considered to be spherical and in the size range $a \in [0.001, 0.120]$ and $a \in [0.001, 0.200] \mu m$ respectively, as used by Li & Greenberg (1998), except in modeling HD 210121 for which the smaller silicate grain size range $a \in [0.001, 0.120] \mu m$ yields a better result.

3 CALCULATIONS

Extinction is obtained for 55 wavelengths. For each wavelength and for all the components, 50 or more size bins are considered in MRN distribution. The silicate and graphite optical data are taken from B.T. Draine's site¹, optical data of AMC are from Rouleau & Martin (1991) and the ND values are from Mutschke et al. (2004). Mie theory for coated sphere is used in calculations of core-mantle particles (Bohren & Huffman 1983).

The calculated values are fitted to reported observations by varying the fraction of grain components used. The χ^2 fitting applied here is defined by Bevington (1969) for wavelengths $i = 1$ to 55, components $j = 1$ to 4 and f degrees of freedom:

$$\chi^2 = \frac{\sum_i (\sum_j p_j \cdot S_i^j - T_i)^2}{f}$$

where

$$S_i^j(\lambda_i) = \left[\frac{A(\lambda_i) - A(V)}{A(B) - A(V)} \right]_j$$

is the normalized extinction curve of j th grain component with p_j fraction and T_i is the observed extinction at wavelength λ_i . The combination of different p_j gives the minimized value of χ^2 . Since,

$$\sum_j p_j \cdot S_i^j = \sum_j p_j \cdot \left[\frac{A(\lambda_i) - A(V)}{A(B) - A(V)} \right]_j = \sum_j p_j \cdot \left[\frac{A(\lambda_i)}{A(B) - A(V)} \right]_j - \sum_j p_j \cdot \left[\frac{A(V)}{A(B) - A(V)} \right]_j$$

therefore, for

¹ <http://www.astro.princeton.edu/~draine/dust/dust.diel.html>

$$\sum_j p_j \cdot S_i^j = T_i = \frac{R_V}{A(V)} \left[\sum_j A^j(\lambda_i) \right] - R_V$$

and using extinction for j th component (Barbaro et al. 2004)

$$A^j(\lambda_i) = 1.086\pi N(H) \frac{n_{dj}}{n(H)} \int_{a_{min}}^{a_{max}} Q_{ext}^B a^{-1.5} da$$

we obtain that abundance for j th material is directly related to relative fraction p_j by

$$n_{d,j} = \frac{p_j \cdot A_V}{1.086\pi R_V N(H) A_j \left[\int_{a_{min}}^{a_{max}} Q_{ext}^B a^{-1.5} da - \int_{a_{min}}^{a_{max}} Q_{ext}^V a^{-1.5} da \right]}$$

Thus knowing exactly the $N(H)$ values, abundances for different components can be determined using a suitable multiplier in p_j . The best fit p_j values therefore represent fractional abundance of various components. Simultaneously R_V that depends on size distribution of the components used in modeling can also be theoretically determined

$$R_V = \sum_j p_j \cdot \left[\frac{A(V)}{A(B) - A(V)} \right]^j$$

4 RESULTS AND DISCUSSION

The two component silicates and graphite model is modified with a third and in some cases a fourth component. ND core in AMC mantle and ND core in graphite being the two new components. Fitting is performed for non-CCM sightlines and sightlines having non-CCM type steep FUV rise. The data for observed extinction curve are taken from Fitzpatrick & Massa (2007).

All the models considered are presented in Table 1 for the four non-CCM objects. The χ^2 value for the fitted curve and its corresponding theoretical R_V are also given. The two component graphite-silicate model is presented for comparison (row 1). Replacing pure graphite component with ND-graphite core-mantle component (row 2) improves the fitting in all the cases except in HD 204827. Considering a three component model by addition of ND-AMC core-mantle component along with pure graphite and silicate components (row 3) gives a much better match for all the objects. Using only AMC as the third component improves fitting (Clayton et al. 2003a; Sofia et al. 2005) but the FUV region is further improved in the present case with ND-AMC core-mantle component. The best fit curves are compared with observed values in Figure 2 for the four sightlines, wherein the two component graphite-silicate model and the average galactic extinction are also shown for comparison.

Of the three parts of parametrization of Fitzpatrick & Massa (1986) the linear part is provided by silicates, Drude fit is due to graphite and ND-AMC addresses the FUV rise.

This reduces considerably the requirement of silicates. For example in the case of HD 210121 the silicate fraction goes down from 0.45 in the two component model to 0.18 in the model with ND-AMC as third component.

The line of sight HD 210121, obscured by high latitude translucent cloud, has a very small R_V (Larson et al. 1996) and has been a subject of several studies (Li & Greenberg 1998; Larson et al. 2000; Weingartner & Draine 2001; Clayton et al. 2003a). The three component graphite, silicate and ND-AMC model gives very good improvement from the graphite-silicate model in the infrared, the bump and the FUV regions (Figure 2). The calculated R_V 2.14 is also close to the observed value 2.012. The grain size range considered in the present model is similar to earlier studies but the use of silicates is highly reduced. Most extinction models imply near solar or higher elemental abundances (Mathis 1996; Weingartner & Draine 2001). If ISM abundances are considered to be subsolar it becomes difficult to account for the overall extinction (Li 2005). Though the elemental abundances and dust depletion data are likely to be constrained by observational and star formation effects (Li 2005), incorporation of NDs comforts the need of silicates and the carbon budget is also not affected as very small fraction in diamond form is needed.

The sightline HD 204827 is dense and rich in carbon molecules with material processed by supernova shocks (Valencic et al. 2003). Supernova annealing of carbonaceous material can lead to ND formation (Nuth & Allen 1992). ND-AMC component is a viable dust component for this sightline and a good fit to the observational values is obtained. The silicate fraction is drastically reduced from 0.65 to 0.02.

HD 29647 is a B7 V type highly reddened star in the Taurus dark cloud (Whittet et al. 2004). It has a very weak 217.5 nm bump and steep FUV rise. In this region a four component model is needed that includes ND-graphite along with ND-AMC core mantle components, with a larger upper size cut-off (Table 1, row 4). The molecular cloud TMC-1 is a rich repository of carbonaceous molecules with 26 first detection of molecules and ions in ISM² that include $HC_{11}N$ (Bell et al. 1997), the largest molecule, and C_6H^- (McCarthy et al. 2006), the first anion. The proximity of HD 29647 to TMC-1 that is sampled along the line of sight (Whittet et al. 2004) can induce complex structural changes in carbonaceous grains and both the core-mantle components could be present. The best fit is obtained with silicate fraction going to zero. Theoretical R_V is still smaller (2.87) than the observed (3.456) and

² http://www.astrochymist.org/astrochymist_ism.html

the match in the infrared region is a bit off. If the sampled medium is carbon rich cloud clump the silicate fraction should be quite small, if not zero. By fixing silicate fraction to 0.02 the fitting χ^2 is only slightly changed (Table 1, row 5).

The non-CCM sightline HD 62542, which is a B3 V type star, has very weak bump and steep FUV. The object is situated at the ridge of expanding bubble of supernova remnant, which is heated by UV radiations of embedded stars and also some energy is supplied by shocked gases (Cardelli & Savage 1988). The best χ^2 value is 0.158 but the fitting beyond the bump is not as good as for other sights. Here again the silicate fraction obtained is zero, which when fixed to 0.02 has little effect on the model fitting (Table 1, row 6). For such regions with active grain processing distributions other than MRN need to be considered.

Extinction along HD 29647 and HD 62542 resemble extinction along SMC (Valencic et al. 2003). It was considered that silicon is rather undepleted in SMC (Welty et al. 2001) but based on the Kramers-Kronig dispersion relation Li et al. (2006) show that silicates are important contributors to extinction in SMC. It may be interesting to consider ND component in the extinction models for SMC.

The present model incorporating ND-AMC core-mantle additional component can also be extended to sightlines that resemble non-CCM extinction or have strong FUV extinction. Attempt is made to model few such sightlines i.e. HD 3191, HD 13659, HD 17443, HD 30123, HD 284841 and HD 287150, and are presented in Table 2 and Figure 3. For all these objects the bump feature is broadened (Fitzpatrick & Massa 2007) and along all these lines of sight are young hot objects.

The sightline HD 13659 shows type A anomalous extinction (Mazzei & Barbaro 2008) with a broad and weaker bump. HD 30123 and HD 284841 are in the Taurus open cluster NGC 1647 and HD 287150 is part of NGC 1662 open cluster. Very good model fits are obtained with the χ^2 values better than 0.05 for all objects except HD 30123.

All the model fits require very small fraction of silicates. The lower size limit for silicate grains is taken to be 1 nm but the possibility of ultrasmall silicates ($a < 1$ nm) cannot be ruled out (Li & Draine 2001). Ultrasmall silicates would increase the FUV excess without affecting the bump region. In the present models the required FUV excess is being taken care of by the ND component that simultaneously weakens and broadens the bump, which is required along these sightlines. Comparing the reported 10 objects it is further seen that the ND-graphite component was required only in HD 29647. This object is very close behind

the Taurus cloud actively processing the grains thus consistent with the assumption that ND-graphite component results from secondary processing and in harsher environments.

The material in protoplanetary disks inherited from the ISM will contain ND mainly as ND-AMC component. The AMC mantle in the inner regions can be shredded by heating, shocks or grain shattering. This may leave the ND with dangling H atoms that can be responsible for the C–H stretch emission features from the inner regions (Goto et al. 2009).

It is interesting to note that along all non-CCM sightlines and sightlines with steep FUV extinction there is a young B type star processing the foreground ISM. HD 29647 is processing the TMC-1 and HD 283809 that samples the same cloud show non-CCM extinction (Valencic et al. 2004). In the same region the nearby B type star HD 283800 is not sampling the cloud (Whittet et al. (2004), fig.1) and shows normal extinction. The Orion molecular cloud NGC 1976 has e.g. a young O type star HD 37022 in its foreground (Shuping & Snow 1997) so the light reaching us does not sample/process the cloud and does not exhibit non-CCM extinction. Young hot objects in the vicinity of dense clouds induce grain processing and in carbonaceous regions can give rise to growth and transformations of different carbon metamorphs.

5 CONCLUSION

Experimental, theoretical and observational studies point to the possibility of carbon in diamond form in the ISM. Besides enhanced far-UV extinction (Binnette et al. 2005; Rai & Rastogi 2010), luminescence from diamond nano-crystals could be responsible for the Extended Red Emission (ERE) (Chang et al. 2006). Considering ND grains as core inside other carbonaceous matter (Rai & Rastogi 2010) show that anomalous sightlines having sharp FUV rise and weak/broad bump feature can be modeled by incorporating ND as a component.

The non-CCM sightlines have steep FUV rise and broad and sometimes weak 217.5 nm bump. The carbonaceous material along these sightlines can be processed leading to core-mantle type ND structures. Using a ND-AMC and ND-graphite core-mantle component along with silicates and graphite very good extinction fits are obtained for the four non-CCM sites. Good fits are also obtained for other anomalous sightlines. The models use smaller proportion of silicates. The use of ND in the models is small and do not affect the carbon abundance constraints. That the ND component is generally covered in a mantle could ex-

plain the absence of diamond C–H stretching along most sightlines (Acke & van den Ancker 2006).

The grain growth and processing will in general lead to amorphous structures (Li & Greenberg 1998). Amorphous structures have both sp³ and sp² carbons and the possibility of ND as a form of carbon matter can not be ruled out. ND must be considered particularly for sightlines with strong UV source and strong extinction. For further improvement distributions other than MRN need to be considered and strict abundance constraints (Clayton et al. 2003a) applied. Availability of polarization data and its fitting can further constrain the component composition and shape effects.

ACKNOWLEDGMENTS

Use of library and computational facilities at IUCAA, Pune is acknowledged.

REFERENCES

- Acke, B. & van den Ancker, M. E., 2006, *A&A*, 457, 171
- Ádámkóvics, M., Blake, G. A. & McCall, B. J., 2005, *ApJ*, 625, 857
- Banhart, F., 1997, *J. Appld. Phys.* 81, 3440
- Barbaro, G., Geminale, A., Mazzei, P. & Congiu, E., 2004, *MNRAS*, 353, 760
- Bevington, P. R., 1969, *Data Reduction and Error Analysis*, McGraw Hill, New York, Ch. 1-4
- Bell, M. B., Feldman, P. A., Travers, M. J., McCarthy, M. C., Gottlieb, C. A., Thaddeus, P., 1997, *ApJ*, 483, L61
- Binette, L., Magris, C. G., Krongold, Y., Morisset, C., Haro-Corzo, S., de Diego, J. A., Mutschke, H., Andersen, A. C., 2005, *ApJ*, 631, 661
- Bohren, C.F., Huffman, D.R., 1983, *Absorption and Scattering of light by Small Particles*, Wiley, New York
- Cardelli, J. A., Clayton, G. C., Mathis, J. S., 1989, *ApJ*, 345, 245 (CCM)
- Cardelli, J.A. Savage, B., 1988, *ApJ*, 325, 864
- Cecchi-Pestellini, C., Williams, D. A., 1998, *MNRAS*, 296, 414
- Chang, H.-C., Chen, K., Kwok, S., 2006, *ApJ*, 639, L63
- Chhowala, M., Wang, H., Sano, N., Teo, K. B., Lee, S. B., Amartunga, G. A., 2003, *Phys. Rev. Lett.*, 90, 155504

- Clayton, G.C., Wolff, M.J., Sofia, U. J., Gordon , K.D., Misselt, K. A., 2003a, *ApJ*, 588, 871
- Clayton, G.C., Gordon , K.D., Salama, F., Allamandola, L.J., Martin, P.G., Snow, T.P., Whittet, D.C.B., Witt, A.N., Wolfe, M.J., 2003b, *ApJ*, 592, 947
- Dai, Z. R., Bradley, J. P., Joswiak, D. J., Brownlee, D. E., Hill, H. G. M., & Genge, M. J., 2002, *Nature*, 418, 157
- Daulton, T.L., Kirk, M.A., Lewis, R.S., Rehn, L.E., 2001, *Nucl. Instr. Meth. Phys. Res. B*, 175, 12
- Davydov, V. A., Rakhmanina, A.V., Agafonov, V.N., Khabashesku, V. N., 2007, *Soviet J. Exp. Theor. Phys. Lett.*, 86, 462
- Díaz-Cano, L.S. & Jones, A.P., 2008, *A&A*, 492, 127
- Draine, B. T., Li, A., 2007, *ApJ*, 657, 801
- Draine, B. T., Melhotra, S., 1993, *ApJ*, 414, 632
- Fitzpatrick, E.L., Massa, D., 1986, *ApJ*, 307, 286
- Fitzpatrick, E.L., Massa, D., 1988, *ApJ*, 328, 734
- Fitzpatrick, E.L., Massa, D., 2007, *ApJ*, 663, 320
- Goto, M., Henning, Th., Kouchi, A., Takami, H., Hayano, Y., Usuda, T., Takato, N., Terada, H., Oya, S., Jäger, C., Andersen, A.C., 2009, *ApJ*, 693, 610
- Guillois, O., Ledoux, G., Reynaud, C., 1999, *ApJ*, 521, L133
- Kouchi, A., Nakano, H., Kimura, Y, Kaito, C., 2005, *ApJ*, 626, L129
- Kwon, S.J., Park, J.-G., 2007, *J. Phys. Condensed Matter*, 19, 386215
- Larson, K. A., Whittet, D.C.B. & Hough, J. H., 1996, *ApJ*, 472, 755
- Larson, K. A., Wolff, M. J., Roberge, W.G., Whittet, D.C.B. & He, L., 2000, *ApJ*, 532, 1021
- Le Guillou, C., Rouzaud, J.N., 2007, *Lunar Planet. Sci.*, 38, 1578
- Li, A., 2005, *ApJ*, 622, 965
- Li, A., Chen, J.H., Li, M.P., Shi, Q.J., & Wang, Y.J., 2008, *MNRAS*, 390, L39
- Li, A. & Draine, B.T., 2001, *ApJ*, 550, L213
- Li, A. & Greenberg, J. M., 1997, *A&A*, 323, 566
- Li, A. & Greenberg, J. M., 1998, *A&A*, 339, 591
- Li, A., Misselt, K.A. & Wang, Y.J., 2006, *ApJ*, 640, L151
- McCarthy, M. C., Gottlieb, C. A., Gupta, H., Thaddeus, P., 2006, *ApJ*, 652, L141
- Mathis, J. S., Rumble, W., Nordsiek, K.H., 1977, *ApJ*, 217, 425 (MRN)

- Mathis, J. S., 1994, *ApJ*, 422, 176
- Mathis, J. S., 1996, *ApJ*, 472, 643
- Mazzei, P. & Barbaro, G., 2008, *MNRAS*, 390, 706
- Mutschke, H., Anderson, A.C., Jager, C., Henning, T., Braatz, A., 2004, *A&A*, 423, 983
- Nuth J. A., Allen J. E., 1992, *Astrophys. Sp. Sc.*, 196, 117
- Oka, T., Thorburn, J. A., McCall, B. J., Friedman, S. D., Hobbs, L. M., Sonnentrucker, P., Welty, D. E., York, D. G., 2003, *ApJ*, 582, 823
- Pierson, H. O., 1993, *Handbook of carbon, graphite, diamond and fullerenes: properties, processing and applications*, Noyes Publications, New Jersey, USA
- Rai, R. K. & Rastogi, S., 2008, *Cosmic Dust Near and Far*, conference poster (http://www.mpia-hd.mpg.de/DNF08/Posters/Shantanu_Rastogi1_0.3MB.pdf)
- Rai, R. K. & Rastogi, S., 2010, *MNRAS*, 401, 2722
- Roueff, E., Felenbok, P., Black, J. H. & Gry, C., 2002, *A&A*, 384, 629
- Rouleau, F. & Martin, P. G., 1991, *ApJ*, 377, 526
- Rouleau, F., Henning, Th. & Stognienko, R., 1997, *A&A*, 322, 633
- Schnaiter, M., Mutschke, H., Dorscner, J., Henning, Th. & Salama, F., 1998, *ApJ*, 498, 486
- Shuping, R.Y. & Snow, T.P., 1997, *ApJ*, 480, 272
- Sofia, U.J., Wolff, M.J., Gordon, K.D., Martin, P.G., Draine, B.T., Mathis, J.S., Snow, T.P. & Whittet, D.C.B., 2005, *ApJ*, 625, 167
- Stroud, R.M., Chisholm, M.F., Heck, P.R., Alexander, C.M.O. & Nittler, L.R., 2011, *ApJ*, 738, L27
- Van Kerkhoven, C., Tielens, A.G.G.M., Waelkens, C., 2002, *A&A*, 384, 568
- Valencic, L. A., Clayton, G. C., Gordon, K. D. & Smith, T. L., 2003, *ApJ*, 598, 369
- Valencic, L. A., Clayton, G. C., & Gordon, K. D., 2004, *ApJ*, 616, 912
- Weingartner, J.C. and Draine, B.T., 2001, *ApJ*, 548, 296
- Welty, D. E., Lauroesch, J. T., Blades, J. C., Hobbs, L. M., & York, D. G., 2001, *ApJ*, 554, L75
- Whittet, D. C. B., 2003, *Dust in Galactic Environment*, IoP publishing, Bristol
- Whittet, D. C. B., Shenoy, S.S., Clayton, G. C. & Gordon, K. D., 2004, *ApJ*, 602, 291
- Zaiser, M. & Barnhart, F., 1997, *Phys. Rev. Lett.*, 79, 19

Table 1. The models for the four non-CCM sightlines. Relative fraction of model components, χ^2 and (R_V) values are shown

Model	Cut-off radii	HD 210121 $R_V = 2.012$		HD 204827 $R_V = 2.441$		HD 29647 $R_V = 3.456$		HD 62542 $R_V = 2.578$	
		Fraction	$\chi^2 (R_V)$	Fraction	$\chi^2 (R_V)$	Fraction	$\chi^2 (R_V)$	Fraction	$\chi^2 (R_V)$
Graphite	[0.001,0.120]	0.36	0.177 (1.43)	0.40	0.102 (2.18)	0.36	0.253 (1.78)	0.23	0.570 (1.93)
Silicate	[0.001,0.200]	0.45 ¹		0.65		0.48		0.77	
ND-Graphite	[0.001,0.120]	0.35	0.165 (1.41)	0.40	0.114 (2.16)	0.36	0.237 (1.77)	0.23	0.564 (1.92)
Silicate	[0.001,0.200]	0.45 ¹		0.64		0.47		0.76	
Graphite	[0.001,0.120]	0.18	0.027 (2.14)	0.31	0.034 (2.15)	0.23	0.202 (1.98)	0.02	0.158 (2.24)
ND-AMC	[0.001,0.150]	0.61		0.50		0.57		0.91	
Silicate	[0.001,0.200]	0.18 ¹		0.02		0.12		0.00	
Graphite	[0.004,0.250]					0.16	0.047 (2.87)		
ND-Graphite	[0.001,0.120]					0.17			
ND-AMC	[0.001,0.200]					0.48			
Silicate	[0.001,0.200]					0.00			
Graphite	[0.004,0.250]					0.16	0.048 (2.85)		
ND-Graphite	[0.001,0.120]					0.21			
ND-AMC	[0.001,0.200]					0.43			
Silicate	[0.001,0.200]					0.02			
Graphite	[0.004,0.250]							0.04	0.1585 (2.23)
ND-AMC	[0.001,0.150]							0.88	
Silicate	[0.001,0.200]							0.02	

¹ Silicate cut-off radii [0.001,0.120]

Table 2. For objects with steep FUV rise relative fraction of model components and χ^2 and R_V values are shown

star spectral type	Model	Cut-off radii	Fraction	χ^2	R_V cal. (R_V obs)
HD 3191 B1 IV	Graphite	[0.004,0.250]	0.40	0.0466	2.95(2.81)
	ND-AMC	[0.001,0.200]	0.29		
	Silicate	[0.001,0.120]	0.15		
HD 13659 B1 Ib	Graphite	[0.004,0.250]	0.21	0.0195	2.60(2.49)
	ND-AMC	[0.001,0.200]	0.45		
	Silicate	[0.001,0.120]	0.12		
HD 17443 B9 V	Graphite	[0.004,0.250]	0.35	0.0200	2.35(2.58)
	ND-AMC	[0.001,0.150]	0.58		
	Silicate	[0.001,0.200]	0.02		
HD 30123 B8 III	Graphite	[0.004,0.250]	0.25	0.1181	2.81(3.30)
	ND-AMC	[0.001,0.200]	0.70		
	Silicate	[0.001,0.120]	0.00		
HD 284841 B9 II	Graphite	[0.004,0.250]	0.30	0.0493	2.96(2.98)
	ND-AMC	[0.001,0.200]	0.65		
	Silicate	[0.001,0.120]	0.04		
HD 287150 A2 V	Graphite	[0.004,0.250]	0.28	0.0459	3.20(3.29)
	ND-AMC	[0.001,0.200]	0.54		
	Silicate	[0.001,0.120]	0.10		

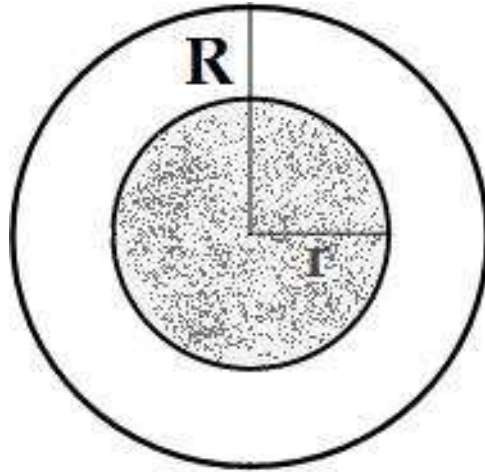


Figure 1. Core-mantle spherical grains with nanodiamond of radius r

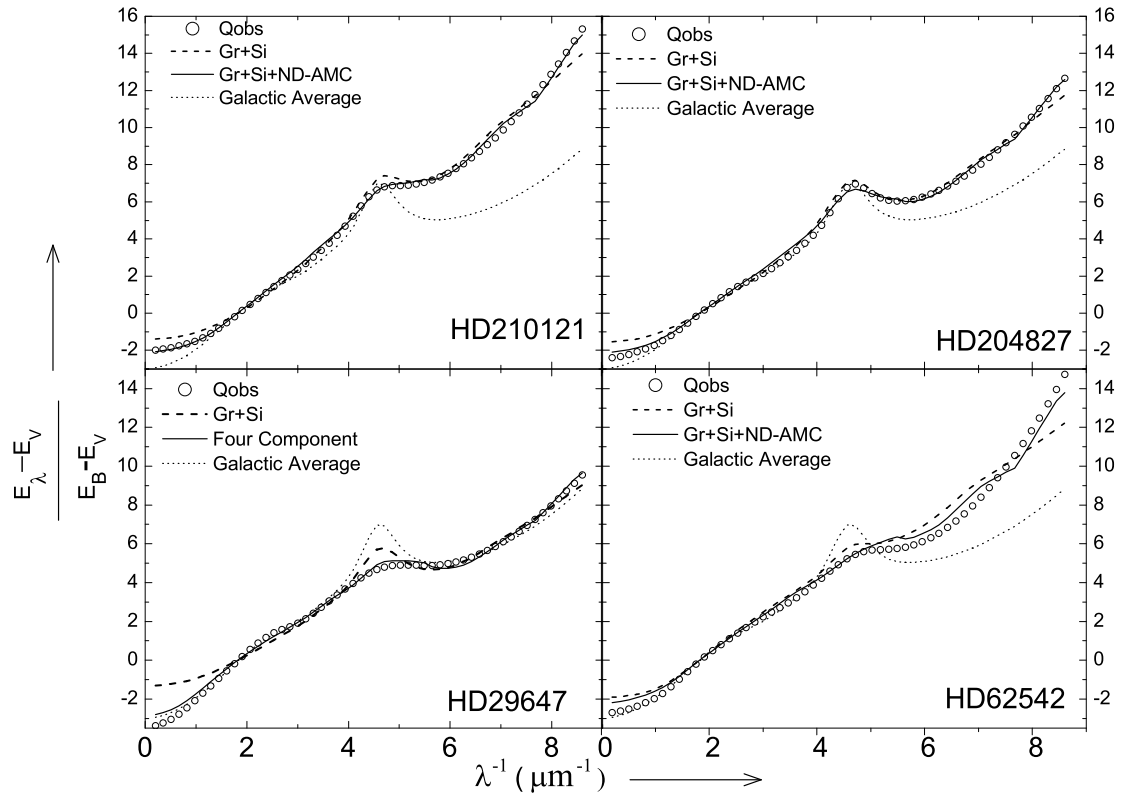


Figure 2. Extinction curve modeling along non-CCM sightlines HD210121, HD 29647, HD 204827 and HD 62542

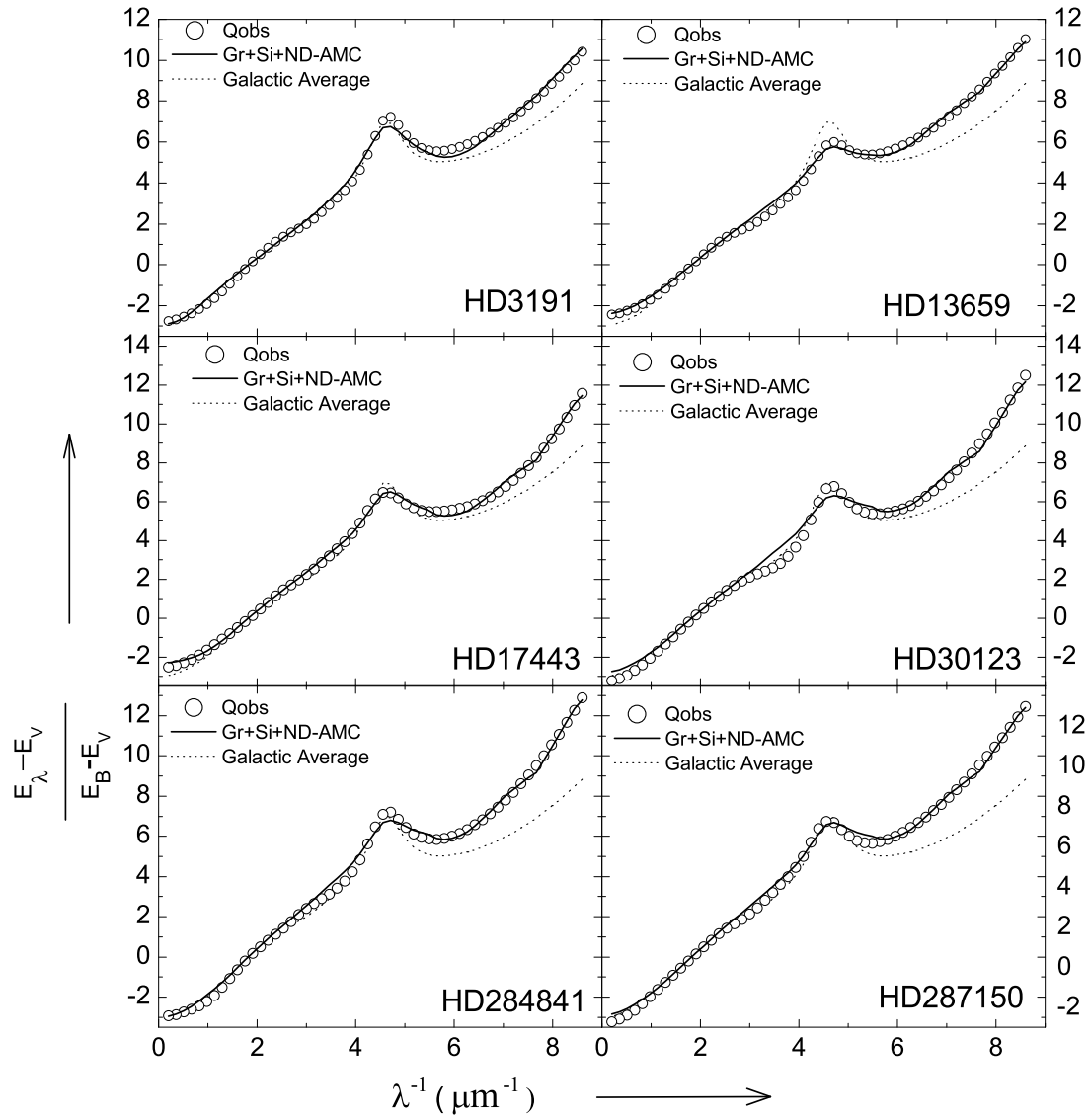


Figure 3. Extinction curve modeling for stars with steep FUV rise