

Revisiting mGMSB in light of a 125 GeV Higgs

M. Adeel Ajaib¹, Ilia Gogoladze², Fariha Nasir³ and Qaisar Shafi⁴

*Bartol Research Institute, Department of Physics and Astronomy,
University of Delaware, Newark, DE 19716, USA*

Abstract

We explore the implications of a 124 – 126 GeV CP-even Higgs boson on the fundamental parameter space and sparticle spectroscopy of the minimal gauge mediated supersymmetry breaking (mGMSB) scenario. The above mass for the Higgs boson yields stringent lower bounds on the sparticle masses in this class of models. The lightest neutralino and stau masses lie close to 1.5 TeV and 800 GeV respectively, while the majority of the sparticle masses are in the several to multi-TeV range. We show that with a single pair of $5 + \bar{5}$ SU(5) messenger multiplets, the lower limit on the gravitino mass is ~ 360 eV. This is reduced to about 60 eV if five pairs of $5 + \bar{5}$ messenger fields are introduced. Non-standard cosmology and non-standard gravitino production mechanisms are required in order to satisfy cosmological observations.

¹ E-mail: adeel@udel.edu

² E-mail: ilia@bartol.udel.edu

On leave of absence from: Andronikashvili Institute of Physics, 0177 Tbilisi, Georgia.

³ E-mail: fariha@udel.edu

⁴ E-mail: shafi@bartol.udel.edu

1 Introduction

Recently, some evidence for a SM-like Higgs boson with mass ~ 125 GeV has been reported by the ATLAS and CMS experiments [1, 2]. The results presented at the Moriond 2012 conference for a combined Tevatron analysis with 10^{-1} fb integrated luminosity also support the LHC excess corresponding to a Higgs mass of around 125 GeV [3]. A Higgs boson with $m_h \sim 125$ GeV places stringent constraints on supersymmetry (SUSY), especially in the context of the minimal supersymmetric standard model (MSSM) [4, 5, 6, 7]. In order to realize a light CP-even Higgs of mass around 125 GeV in the MSSM, we need either a very large, $O(10 - 100)$ TeV, stop quark mass, or a large trilinear soft supersymmetry breaking (SSB) A-term with stop quark mass still around a TeV [8]. Assuming gravity mediated SUSY breaking, it was shown in ref. [4] that a SM-like Higgs boson with mass ~ 125 GeV is nicely accommodated in SUSY grand unified theory (GUT) models with t - b - τ Yukawa coupling unification at M_{GUT} [9].

Models with gauge mediated SUSY breaking (GMSB) model provide a compelling resolution of the SUSY flavor problem, as a consequence of the flavor blind gauge interactions responsible for generating the SSB term [10]. In both the minimal [10] and general [11] GMSB scenarios the trilinear SSB A-terms are relatively small at the messenger scale, even if an additional sector is added to generate the $\mu/B\mu$ terms [12]. Although non-zero A-terms are generated at the low scale through renormalization group equation (RGE) running, a significantly high scale for the messenger fields or very heavy gauginos are required, thereby making most of the sparticles very heavy and difficult to access at the LHC.

In this paper we revisit the minimal GMSB (mGMSB) model in light of a SM like Higgs with mass around 125 GeV. Several studies [6, 7] analyzing the GMSB scenario have recently appeared. In this paper we perform a more comprehensive study of the mGMSB model by scanning all the essential parameters characteristic of this scenario. The messenger scale is allowed to be as high as 10^{16} GeV and we study the resulting sparticle spectrum corresponding to the SM-like light CP-even Higgs mass of $m_h = 125 \pm 1$ GeV.

The layout of this paper is as follows. In Section 2 we briefly summarize the mGMSB model and the relevant soft supersymmetry breaking terms. Section 3 summarizes the scanning procedure and the experimental constraints we employ. In Section 4 we present our results, focusing in particular on the sparticle mass spectrum. The table in this section presents some benchmark points which summarize the prospects of testing these predictions at the LHC. Our conclusions are presented in Section 5.

2 Minimal GMSB and SSB Terms

Supersymmetry breaking in a typical GMSB scenario takes place in a hidden sector, and this effect is communicated to the visible sector via messenger fields. The messenger fields interact with the visible sector via known SM gauge interactions, and induce the SSB terms in the MSSM through loops. In order to preserve perturbative gauge coupling unification, the minimal GMSB scenario can include $n_5 \mathbf{5}_i + \bar{\mathbf{5}}_i$ ($i = 1, \dots, n_5$) or a single $10 + \bar{10}$ [10], or $10 + \bar{10} + \mathbf{5} + \bar{\mathbf{5}}$, or $15 + \bar{15}$ [13] multiplets of $SU(5)$. For simplicity, we only consider the case with $n_5 \mathbf{5}_i + \bar{\mathbf{5}}_i$ vectorlike multiplets. Notice that $\mathbf{5} + \bar{\mathbf{5}}$ includes $SU(2)_L$ doublets ($\ell + \bar{\ell}$), and $SU(3)_c$ triplets ($q + \bar{q}$). In order to incorporate SUSY breaking in the messenger sector, the fields in $(\mathbf{5} + \bar{\mathbf{5}})$ multiplets are coupled, say, with the hidden sector gauge singlet chiral field S :

$$W \supseteq y_1 S \ell \bar{\ell} + y_2 S q \bar{q}, \quad (1)$$

where W denotes the appropriate superpotential. Assuming non-zero vacuum expectation values (VEVs) for the scalar and F components of S , namely $S = \langle S \rangle + \theta^2 \langle F \rangle$, the mass spectrum of the messenger fields is as follows:

$$m_b = M \sqrt{1 \pm \frac{\Lambda}{M}}, \quad m_f = M. \quad (2)$$

Here m_b and m_f denote the masses of the bosonic and fermionic components of the appropriate messenger superfield, $M = y \langle S \rangle$ and $\Lambda = \langle F \rangle / \langle S \rangle$. The dimensionless parameter Λ/M determines the mass splitting between the scalars and fermions in the messenger multiplets. This breaking is transmitted to the MSSM particles via loop corrections.

At the messenger scale the MSSM gaugino masses are generated at 1-loop level, and assuming $\langle F \rangle \ll \langle S \rangle^2$, are given by

$$M_i = n_5 \Lambda \frac{\alpha_i}{4\pi}, \quad (3)$$

where $i = 1, 2, 3$ stand for the $SU(3)_c$, $SU(2)_L$ and $U(1)_Y$, sectors, respectively. The MSSM scalar masses are induced at two loop level:

$$m^2(M) = 2 n_5 \Lambda^2 \sum_{i=1}^3 C_i \left(\frac{\alpha_i}{4\pi} \right)^2, \quad (4)$$

where $C_1 = 4/3$, $C_2 = 3/4$ and $C_3 = (3/5)(Y/2)^2$, and Y denotes the hypercharge.

The A-terms in mGMSB models vanish at the messenger scale (except when the MSSM and messenger fields mix [14], which we do not consider in this study). They are generated from the RGE running below the messenger scale.

The mGMSB spectrum is therefore completely specified by the following parameters defined at the messenger scale:

$$M_{\text{mess}}, \Lambda, \tan\beta, \text{sign}(\mu), n_5, c_{\text{grav}}. \quad (5)$$

$M_{\text{mess}} \equiv M$ and Λ are the messenger and SSB mass scale defined above, and $\tan\beta$ is the ratio of the VEVs of the two MSSM Higgs doublets. The magnitude of μ , but not its sign, is determined by the radiative electroweak breaking (REWSB) condition. The parameter $c_{\text{grav}} \geq 1$ effects the mass of the gravitino and we set it equal to unity from now on.

3 Phenomenological Constraints and Scanning Procedure

We employ the ISAJET 7.82 package [15] to perform random scans over the fundamental parameter space. In this package, the weak scale values of gauge and third generation Yukawa couplings are evolved to M_{mess} via the MSSM renormalization group equations (RGEs) in the \overline{DR} regularization scheme. The various boundary conditions are imposed at M_{mess} and all the SSB parameters, along with the gauge and Yukawa couplings, are evolved back to the weak scale M_Z . In the evaluation of Yukawa couplings the SUSY threshold corrections [16] are taken into account at the common scale $M_{\text{SUSY}} = \sqrt{m_{\tilde{t}_L} m_{\tilde{t}_R}}$, where \tilde{t}_L and \tilde{t}_R are the third generation left and right handed stop quarks. The entire parameter set is iteratively run between M_Z and M_{mess} , using the full 2-loop RGEs, until a stable solution is obtained. To better account for leading-log corrections, one-loop step-beta functions are adopted for gauge and Yukawa couplings, and the SSB parameters are extracted from RGEs at multiple scales $m_i = m_i(m_i)$. The RGE-improved 1-loop effective potential is minimized at M_{SUSY} , which effectively accounts for the leading 2-loop corrections. Full 1-loop radiative corrections are incorporated for all sparticle masses.

An approximate error of ± 3 GeV in the ISAJET estimation of the Higgs mass largely arises from theoretical uncertainties [17] in the calculation and to a lesser extent from experimental uncertainties.

We perform random scans for the following range of the mGMSB parameter space:

$$\begin{aligned} 0 &\leq \Lambda \leq 10^7 \text{ GeV} \\ 1.01\Lambda &\leq M_{\text{mess}} \leq 10^{16} \text{ GeV} \\ 1.5 &\leq \tan\beta \leq 60 \\ \mu &> 0, \end{aligned} \quad (6)$$

with $m_t = 173.3 \text{ GeV}$ [18]. We have checked that our results are not too sensitive

to one or two sigma variation in the value of m_t [19]. We use $m_b(m_Z) = 2.83$ GeV which is hard-coded into ISAJET.

In performing the random scan a uniform and logarithmic distribution of random points is first generated in the parameter space given in Eq. (6). The function RNORMX [20] is then employed to generate a gaussian distribution around each point in the parameter space. The points with CP-even Higgs mass in the range 125 ± 1 GeV are scanned more rigorously using this function.

The data points collected all satisfy the requirement of REWSB. After collecting the data, we impose the mass bounds on all the particles [21] and use the IsaTools package [22] to implement the various phenomenological constraints. We successively apply the following experimental constraints on the data that we acquire from ISAJET:

$$\begin{aligned}
m_h \text{ (lightest Higgs mass)} &\geq 114.4 \text{ GeV} & [23] \\
BR(B_s \rightarrow \mu^+ \mu^-) &< 4.5 \times 10^{-9} & [24] \\
2.85 \times 10^{-4} \leq BR(b \rightarrow s \gamma) &\leq 4.24 \times 10^{-4} \text{ (} 2\sigma \text{)} & [25] \\
0.15 \leq \frac{BR(B_u \rightarrow \tau \nu_\tau)_{\text{MSSM}}}{BR(B_u \rightarrow \tau \nu_\tau)_{\text{SM}}} &\leq 2.41 \text{ (} 3\sigma \text{)} & [25] \\
0 \leq \Delta(g-2)_\mu/2 &\leq 55.6 \times 10^{-10} & [26]
\end{aligned}$$

Note that for $\Delta(g-2)_\mu$, we only require that the model does no worse than the SM.

4 Sparticle Spectroscopy

In this section, we present the sparticle spectroscopy which results from the procedure outlined in section 3. We focus on the following mass range for the lightest CP-even SUSY Higgs boson:

$$124 \text{ GeV} \lesssim m_h \lesssim 126 \text{ GeV}. \quad (7)$$

In Figure 1, we show our results in the $M_{\text{mess}} - \Lambda$ and $M_{\text{mess}} - \tan\beta$ planes for $n_5 = 1$ and $n_5 = 5$. The reason we choose these values for the number of messenger fields is that the sparticle spectrum, along with some other salient features, do not change appreciably for the intermediate values $n_5 = 2, 3$ and 4 . In the figures the gray points are consistent with REWSB, whereas the green points, a subset of the gray ones, satisfy all the constraints described in section 3. The red points correspond to the Higgs mass range given in equation (7), and form a subset of the green ones. We see that the desired Higgs mass requires relatively large values of Λ which, in turn, pushes the MSSM sparticle mass spectrum to larger values. The minimum values of the parameters M_{mess} and Λ , for $n_5 = 1$, and satisfying the bound in Eq. (7) is $\sim 10^6$ GeV. For $n_5 = 5$, the minimum values of M_{mess} and Λ are 5×10^5 GeV

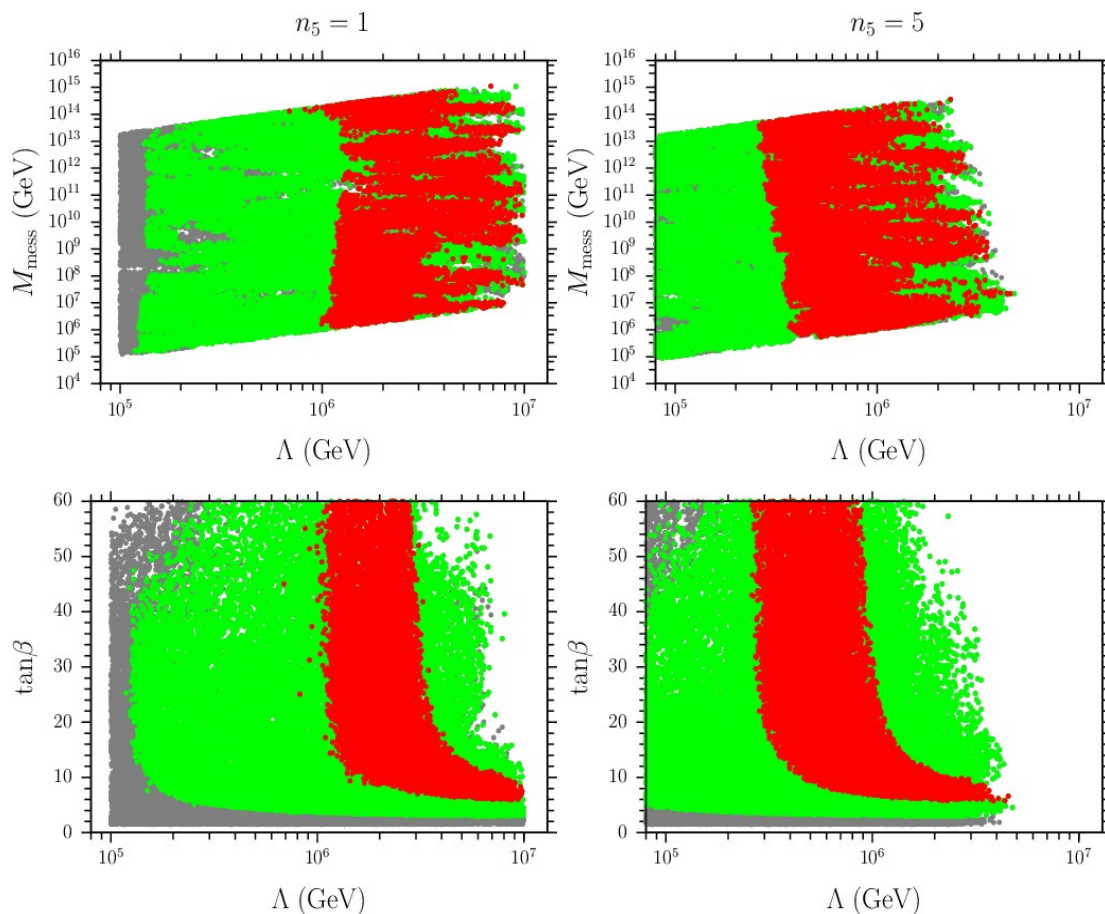


Figure 1: Plots in $M_{\text{mess}} - \Lambda$ and $\tan\beta - \Lambda$ planes for $n_5 = 1$ and $n_5 = 5$. Gray points are consistent with REWSB. Green points satisfy particle mass bounds and constraints described in section 3. In addition, we require that green points do no worse than the SM in terms of $(g-2)_\mu$. Red points belong to a subset of green points and satisfy the Higgs mass range $124 \text{ GeV} \leq m_h \leq 126 \text{ GeV}$.

and $2.5 \times 10^5 \text{ GeV}$, respectively. These can have interesting effects on the mass of the gravitino in mGMSB as we will see below.

The $\tan\beta - \Lambda$ plot in Figure 1 shows a trend in which the red points appear to merge as we approach smaller values of $\tan\beta$ and large values of Λ , with a minimum value of $\tan\beta \sim 6$. From this, we expect the MSSM spectrum to be much heavier for smaller values of $\tan\beta$. Note that varying n_5 from 1 to 5 does not change the range of $\tan\beta$ (red points) by much, while the values for M_{mess} and Λ are more significantly altered.

We present in Figure 2 the results in $m_h - m_{\tilde{t}_R}$ and $A_t - m_{\tilde{t}_R}$ planes for $n_5 = 1$

and $n_5 = 5$. The color coding is the same as in Figure 1. Note that since in the mGMSB scenario the non-diagonal elements in the squark and slepton mass matrices are always smaller in comparison to the diagonal elements, we will use left and right handed notations for the third generation squark and slepton masses in our discussion. The $m_h - m_{\tilde{t}_R}$ panel indicates that the minimal value of $m_{\tilde{t}_R}$, which corresponds to $m_h = 125 \pm 1$ GeV (red points) is above 6 TeV, for $n_5 = 1$. It is more than 5 TeV for $n_5 = 5$. The lower bound on $m_{\tilde{t}_R}$, therefore, is very large.

In order to understand our finding, consider the one loop contributions to the CP-even Higgs boson mass [27]:

$$[m_h^2]_{MSSM} \approx M_Z^2 \cos^2 2\beta \left(1 - \frac{3}{8\pi^2} \frac{m_t^2}{v^2} t \right) + \frac{3}{4\pi^2} \frac{m_t^4}{v^2} \left[t + \frac{1}{2} X_t \right], \quad (8)$$

where

$$v = 174.1 \text{ GeV}, \quad t = \log \left(\frac{M_S^2}{M_t^2} \right), \quad X_t = \frac{2\tilde{A}_t^2}{M_S^2} \left(1 - \frac{\tilde{A}_t^2}{12M_S^2} \right). \quad (9)$$

Also $\tilde{A}_t = A_t - \mu \cot \beta$, where A_t denotes the stop left and stop right soft mixing parameter and $M_S = \sqrt{m_{\tilde{t}_L} m_{\tilde{t}_R}}$. Note that one loop radiative corrections to the CP-even Higgs mass depend logarithmically on the stop quark mass and linearly on X_t .

From the $A_t - m_{\tilde{t}_R}$ plane in Figure 2, we see that in the mGMSB model, $A_t/m_{\tilde{t}_R} < 1$ is always the case, no matter how large the values of M_{mess} and Λ . As described in section 2, the A-terms in this model vanish at the messenger scale whereas the scalar masses are given by Eq. (4). The RGE running, however, can generate large values for the A-terms at low scale. But as we see from Eq. (8) and (9), for radiative corrections to the Higgs mass the ratio, $A_t/m_{\tilde{t}_R}$ is important and not the actual value of A_t . As shown explicitly in ref.[8], with $A_t/m_{\tilde{t}_R} < 1$, the radiative corrections to the lightest CP-even Higgs mass are dominantly generated from logarithmic corrections. This explains why the stop quark masses have to lie in the few TeV region in the mGMSB model. We also observe that $m_{\tilde{t}_R}$ becomes lighter for the $n_5 = 5$ case. We can understand this from Eq. (3) which shows that the MSSM gaugino masses increase by a factor 5 if we increase n_5 from 1 to 5. According to the Eq. (4), however, the scalar masses only increase by a factor $\sqrt{n_5} = \sqrt{5}$. This means that the large gaugino, particularly the gluino, mass enhances the low scale value of A_t through RGE running. This explains why for $n_5 = 5$, we have more red points around the unit-slope line in the $A_t - m_{\tilde{t}_R}$ plane, which, on the other hand, also relaxes the lower bound on the stop quark mass.

In Figure 3 we display our results in the $m_h - m_{\tilde{\chi}_1^0}$, $m_h - m_{\tilde{t}_R}$ and $m_h - m_{\tilde{g}}$ planes for $n_5 = 1$ and $n_5 = 5$. Here $m_{\tilde{\chi}_1^0}$ and $m_{\tilde{g}}$ denote the lightest neutralino and gluino

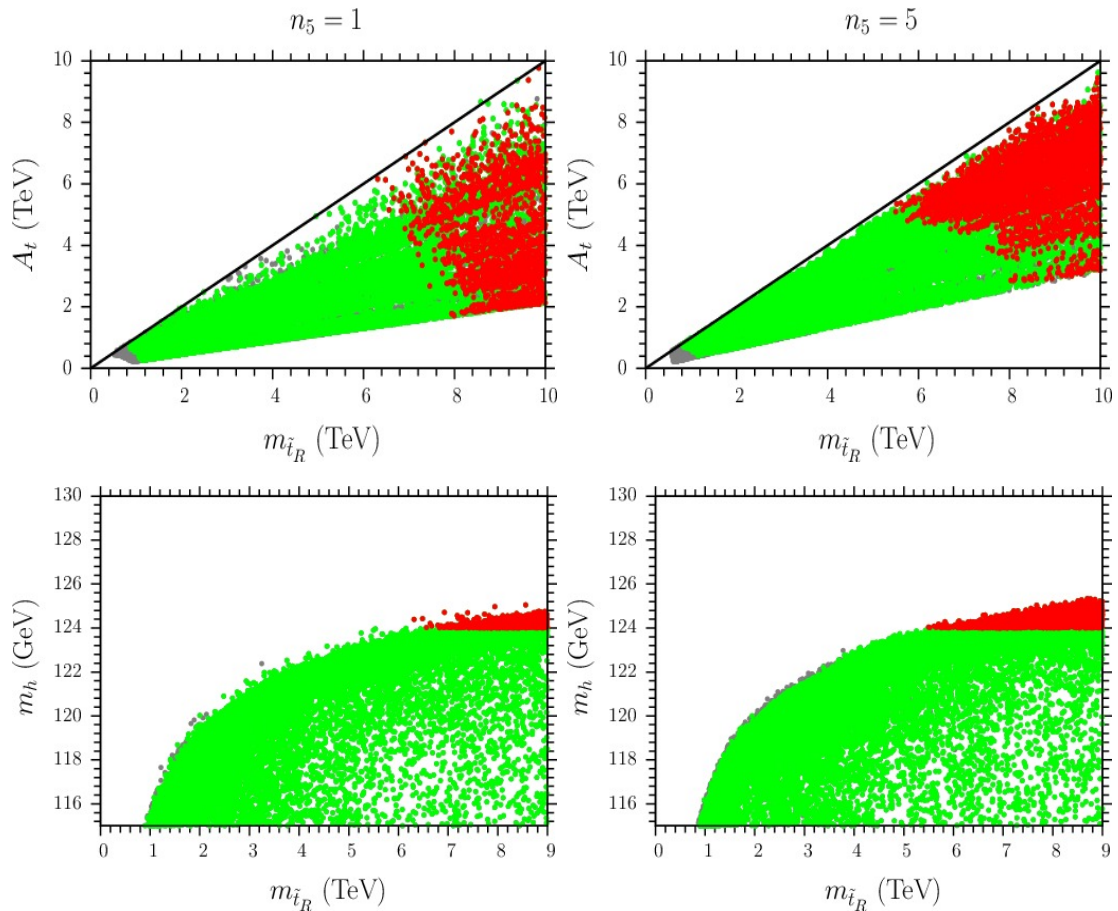


Figure 2: Plots in $A_t - m_{\tilde{t}_R}$ and $m_h - m_{\tilde{t}_R}$ planes for $n_5 = 1$ and $n_5 = 5$. Color coding is the same as described in Figure 1.

masses, respectively. The color coding is the same as in Figure 1. As mentioned earlier, Eqns. (3) and (4) show that the scalar masses scale as $\sqrt{n_5}$, whereas the gaugino masses scale as n_5 , which is why the scalars are typically lighter than the gauginos for larger n_5 values. This explains why the lower bound on $m_{\tilde{\chi}_1^0}$ and $m_{\tilde{g}}$ increases for higher values of n_5 . Also, the lowering of the bound on $m_{\tilde{t}_R}$ is strongly related to how the stop mass changes, as discussed above in analyzing Figure 2. The lightest gluino for $n_5 = 1$ is ~ 4.5 TeV, whereas for $n_5 = 5$, the lower bound on $m_{\tilde{g}}$ increases up to ~ 8 TeV.

As all other sparticles, the lightest MSSM neutralino is also heavy with a minimum mass ~ 1 TeV for $n_5 = 1$, and ~ 1.8 TeV for $n_5 = 5$. For $n_5 = 1$, the neutralino is typically the NLSP in mGMSB. Since all other sparticles are much heavier, the neutralino, which is essentially a bino, dominantly decays to a gravitino and photon

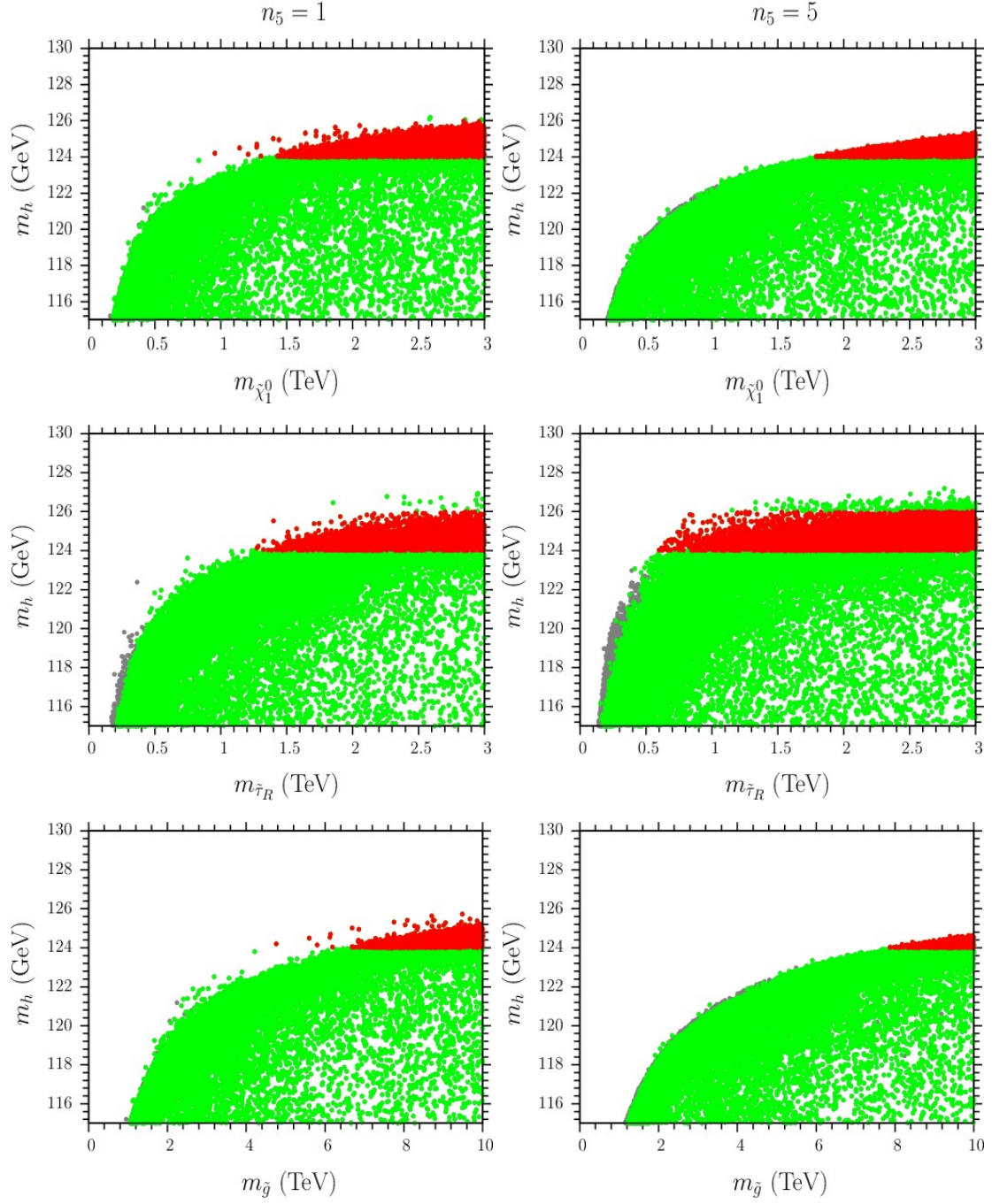


Figure 3: Plots in $m_h - m_{\tilde{\chi}_1^0}$, $m_h - m_{\tilde{\tau}_R}$ and $m_h - m_{\tilde{g}}$ planes for $n_5 = 1$ and $n_5 = 5$. Color coding is the same as described in Figure 1.

($\tilde{G}\gamma$). Other decay channels $\tilde{\chi}_1^0 \rightarrow \tilde{G}Z$ and $\tilde{\chi}_1^0 \rightarrow \tilde{G}h$ are also open but relatively suppressed.

The collider signals for mGMSB at the Tevatron and LHC were studied in [28, 29]. Neutralino pair production at the LHC can take place via loop suppressed gluon fusion or through subprocesses $q\bar{q} \rightarrow \tilde{\chi}_i^0 \tilde{\chi}_j^0$ [30], which yield tiny cross sections for large neutralino and squark masses. Single neutralino production in association with a squark, gluino or a chargino is also suppressed. If produced, the neutralino would lead to final states with photons plus missing energy, where the missing energy results from the gravitino. In reference [28], the expected number of events for prompt (non-prompt) di-photon (photon) events were estimated for the NLSP neutralino. It was shown that $N_{\gamma\gamma}(N_\gamma) \lesssim 1$ for neutralino mass ~ 1 TeV for 14 TeV LHC with 10 fb^{-1} integrated luminosity. A search for mGMSB model in final states with diphoton events and missing transverse energy was performed by the CDF [31] and D0 [32] collaborations and no excess above the SM expectations was observed. The limits on the sparticle masses obtained from the Higgs mass bound that we have found are far more stringent compared to those obtained from these searches.

Comparing the $m_h - m_{\tilde{\chi}_1^0}$ and $m_h - m_{\tilde{\tau}_R}$ planes in Figure 3, we can observe that for $n_5 = 5$, $\tilde{\tau}_R$ can be the NLSP, with a minimum value ~ 600 GeV. The NLSP stau dominantly decays to $\tilde{G}\tau$. It was shown in reference [28] that the event yield for $m_{\tilde{\tau}} > 600$ GeV is less than 10 for 14 TeV LHC with 10 fb^{-1} integrated luminosity, for final states with non-prompt and metastable leptons. Thus, it will be very difficult to see any events characteristic of the mGMSB scenario at the LHC if the current preferred value of the Higgs mass ($\sim 124 - 126$ GeV) is confirmed. The pseudo-scalar Higgs boson of MSSM turns out to have a mass $\gtrsim 3$ TeV. The large limit on m_A also implies that the lightest CP-even Higgs h is very much SM-like.

The gravitino, which is the spin 3/2 superpartner of the graviton, acquires mass through spontaneous breaking of local supersymmetry. The gravitino mass in such scenarios can be $\sim 1 \text{ eV} - 100 \text{ TeV}$. A light gravitino is a plausible dark matter candidate and can also manifest itself through missing energy in colliders [28]. In mGMSB the gravitino mass is given by

$$m_{\tilde{G}} = \frac{F}{\sqrt{3}M_P} = 2.4 \left(\frac{\sqrt{F}}{100 \text{ TeV}} \right)^2 \text{ eV}, \quad (10)$$

where the reduced Planck scale $M_P = 2.4 \times 10^{18} \text{ GeV}$. The lower limit on Λ and M_{mess} implies a lower limit on the gravitino mass.

We present in Figure 4 the results in $m_h - m_{\tilde{G}}$ planes for $n_5 = 1$ and $n_5 = 5$. The color coding is the same as described in Figure 1. For $n_5 = 1$, the lower limit ($\sim 10^6 \text{ GeV}$) on these parameters implies that the lightest allowed gravitino mass $\sim 360 \text{ eV}$. The Higgs mass window in Eq. (7) therefore excludes very light gravitinos which can be produced in the standard cosmological scenarios. In standard scenarios,

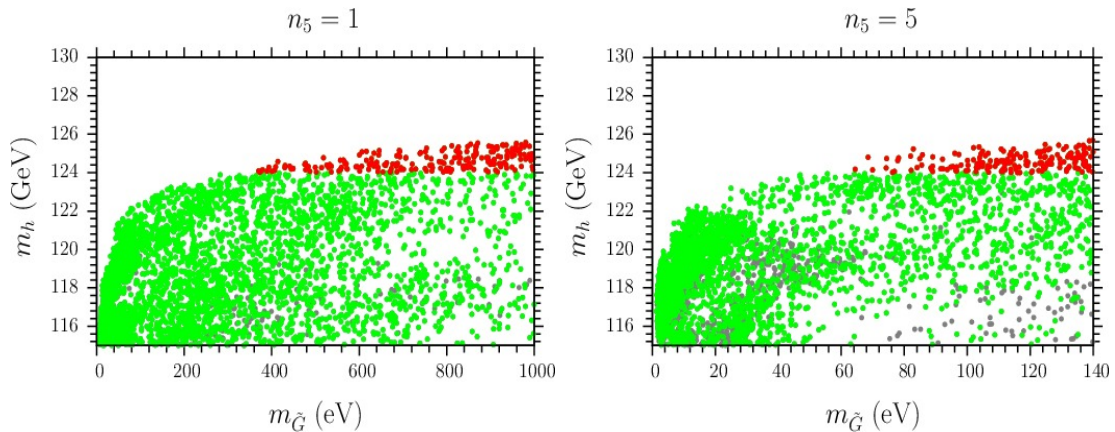


Figure 4: Plots in $m_h - m_{\tilde{G}}$, planes for $n_5 = 1$ and $n_5 = 5$. Color coding is the same as described in Figure 1.

the relic density bound ($\Omega h^2 \sim 0.11$ [33]) is satisfied with a gravitino mass ~ 200 eV [28], which makes it a hot dark matter candidate. The hot component of dark matter, however, cannot be more than 15% which in turn implies that the gravitino mass $\lesssim 30$ eV [28]. In standard scenarios, therefore, the gravitino can form only a fraction of dark matter. A gravitino mass $\gtrsim 30$ eV requires non-standard scenarios in order to agree with observations. Such non-standard scenarios include gravitino decoupling and freezing out earlier than in the standard scenario, which may be possible in a theory with more degrees of freedom than the MSSM [28]. For $n_5 = 1$, the lightest gravitino can be ~ 360 eV. For $n_5 = 5$, however, the lower limits on Λ and M_{mess} are smaller and the gravitino mass can be as light as ~ 60 eV. A gravitino of mass \gtrsim keV is still possible for $n_5 = 1$ or 5, and it can be cold enough to constitute all of the dark matter if non-standard scenarios such as early decoupling is assumed. Note that these lower bounds on the gravitino mass apply for $c_{\text{grav}} = 1$. For $c_{\text{grav}} > 1$, the lower bound on $m_{\tilde{G}}$ will increase, which will make the gravitino problem more severe.

In Table 1, we show three benchmark points satisfying the various constraints mentioned in section 3. These display the minimal values of the neutralino, stau and gravitino masses in mGMSB that are compatible with a 125 GeV CP-even Higgs boson. Point 1 shows that the lightest NLSP neutralino allowed mass is around 1.4 TeV for $n_5 = 1$. The second point has the lightest stau that can be realized for $n_5 = 5$. The last point shows a 686 eV gravitino, which is the lightest value we found for a Higgs mass ~ 125 GeV. The rest of the spectrum turns out to be quite heavy, as expected, for all three benchmark points, with the squarks typically heavier than 10 TeV and the sleptons have masses more than 2 TeV.

	Point 1	Point 2	Point 3
Λ	1×10^6	4.22×10^5	1.5×10^6
M_{mess}	1.74×10^{14}	9.02×10^{12}	1.9×10^6
n_5	1	5	1
$\tan \beta$	42	60	46
μ	7873	5802	3678
m_h	125	125.2	125.1
m_H	9930	4865	5141
m_A	9865	4833	5107
m_{H^\pm}	9930	4866	5142
$m_{\tilde{\chi}_{1,2}^0}$	1398 , 2619	2924, 5307	2405, 3732
$m_{\tilde{\chi}_{3,4}^0}$	7775, 7775	5833, 5836	3735, 4449
$m_{\tilde{\chi}_{1,2}^\pm}$	2624, 7711	5315, 5840	3811, 4364
$m_{\tilde{g}}$	6689	12312	10613
$m_{\tilde{u}_{L,R}}$	15956, 14113	12014, 11276	14064, 13301
$m_{\tilde{t}_{L,R}}$	13637, 9847	10289, 8994	13027, 11873
$m_{\tilde{d}_{L,R}}$	15956, 13540	12015, 11151	14064, 13213
$m_{\tilde{b}_R}$	12233	9720	12421
$m_{\tilde{\nu}_1}$	9281	4885	5112
$m_{\tilde{\nu}_3}$	8722	4424	5009
$m_{\tilde{e}_{L,R}}$	9290, 6774	4900, 2962	5133, 2640
$m_{\tilde{\tau}_{L,R}}$	8706, 5109	4407, 783	4991, 2306
$m_{\tilde{G}}$	42	0.916	6.86×10^{-7}

Table 1: Benchmark points for the mGMSB. All masses are in units of GeV. Point 1, 2 and 3 show the lightest neutralino, stau and gravitino (shown in bold) that can be realised in mGMSB for a Higgs mass of 125 GeV. For the three points, $m_t = 173.3$ GeV and $c_{\text{grav}} = 1$.

5 Conclusion

The ATLAS and CMS experiments at the LHC have presented tantalizing albeit tentative evidence for the existence of the SM Higgs boson with mass close to 125 GeV. We have explored in this paper the implications of this observation for the sparticle spectroscopy of the minimal gauge mediated supersymmetry breaking scenario. By performing a random scan of the fundamental parameter space, we find that accommodating a 125 GeV Higgs mass in these models typically forces the spar-

ticle spectrum, with few exceptions, to lie in the few to multi-TeV mass range. The colored sparticles, in particular, all have masses in the multi-TeV range.

With a single $5 + \bar{5}$ pair of SU(5) messenger fields, the lightest MSSM neutralino mass lies close to 1 TeV. As we increase the number of SU(5) messenger multiplets the MSSM gauginos, and hence the neutralino, become heavier. The lightest stau mass is close to 1.4 TeV for the single $5 + \bar{5}$ models, and it becomes lighter as we increase the number of SU(5) messenger multiplets. Particularly, with five pairs of $5 + \bar{5}$, stau becomes the NLSP and can be as light as 800 GeV. The detection of a stau at the LHC may shed light on the number of SU(5) messenger multiplets at the messenger scale.

A Higgs mass close to 125 GeV also yields lower limits on both the messenger and soft supersymmetry breaking scales which, in turn, constrain the gravitino mass. A single $5 + \bar{5}$ pair requires that the gravitino mass $\gtrsim 360$ eV. With five pairs of $5 + \bar{5}$ messenger fields, this lower limit on the gravitino mass is reduced to 60 eV. The simplest GMSB models, it appears, require non-standard cosmological scenarios in order to be in agreement with observations [28].

Acknowledgments

We thank Azar Mustafayev for valuable discussions and comments. This work is supported in part by the DOE Grant No. DE-FG02-91ER40626. This work used the Extreme Science and Engineering Discovery Environment (XSEDE), which is supported by the National Science Foundation grant number OCI-1053575.

References

- [1] F. Gianotti (ATLAS Collaboration), talk at CERN public seminar, Dec. 13, 2011; ATLAS collaboration, ATLAS-CONF-2011-163 (2011).
- [2] G. Tonelli (CMS Collaboration), talk at CERN public seminar, Dec. 13, 2011.
- [3] For the scientific programme and slides, see:
<http://indico.in2p3.fr/conferenceDisplay.py?confId=6001>;
<http://moriond.in2p3.fr/QCD/2012/qcd.html>.
- [4] I. Gogoladze, Q. Shafi and C. S. Un, arXiv:1112.2206 [hep-ph]. I. Gogoladze, Q. Shafi and C. S. Un, arXiv:1203.6082 [hep-ph].
- [5] H. Baer, V. Barger and A. Mustafayev, arXiv:1112.3017 [hep-ph]; L. J. Hall, D. Pinner and J. T. Ruderman, arXiv:1112.2703 [hep-ph]; J. L. Feng, K. T. Matchev and D. Sanford, arXiv:1112.3021 [hep-ph]. S. Heinemeyer, O. Stal

- and G. Weiglein, arXiv:1112.3026 [hep-ph]. A. Arbey, M. Battaglia and F. Mahmoudi, Eur. Phys. J. C **72** (2012) 1906; M. Carena, S. Gori, N. R. Shah and C. E. M. Wagner, arXiv:1112.3336 [hep-ph]; O. Buchmueller, R. Cavanaugh, A. De Roeck, M. J. Dolan, J. R. Ellis, H. Flacher, S. Heinemeyer and G. Isidori *et al.*, arXiv:1112.3564 [hep-ph]; S. Akula, B. Altunkaynak, D. Feldman, P. Nath and G. Peim, arXiv:1112.3645 [hep-ph]; M. Kadastik, K. Kannike, A. Racioppi and M. Raidal, arXiv:1112.3647 [hep-ph]; J. Cao, Z. Heng, D. Li and J. M. Yang, arXiv:1112.4391 [hep-ph]; M. Gozdz, arXiv:1201.0875 [hep-ph]; H. Baer, I. Gogoladze, A. Mustafayev, S. Raza and Q. Shafi, JHEP **1203**, 047 (2012); N. Karagiannakis, G. Lazarides and C. Pallis, arXiv:1201.2111 [hep-ph]; L. Aparicio, D. G. Cerdeno and L. E. Ibanez, arXiv:1202.0822 [hep-ph]; L. Roszkowski, E. M. Sessolo and Y. -L. S. Tsai, arXiv:1202.1503 [hep-ph]; J. Ellis and K. A. Olive, arXiv:1202.3262 [hep-ph]; J. Cao, Z. Heng, J. M. Yang, Y. Zhang and J. Zhu, arXiv:1202.5821 [hep-ph]; L. Maiani, A. D. Polosa and V. Riquer, arXiv:1202.5998 [hep-ph]; T. Cheng, J. Li, T. Li, D. V. Nanopoulos and C. Tong, arXiv:1202.6088 [hep-ph]; N. Christensen, T. Han and S. Su, arXiv:1203.3207 [hep-ph]; E. Gabrielli, K. Kannike, B. Mele, A. Racioppi and M. Raidal, arXiv:1204.0080 [hep-ph].
- [6] A. Arbey, M. Battaglia, A. Djouadi, F. Mahmoudi and J. Quevillon, Phys. Lett. B **708** (2012) 162; H. Baer, V. Barger and A. Mustafayev, arXiv:1202.4038 [hep-ph];
- [7] P. Draper, P. Meade, M. Reece and D. Shih, arXiv:1112.3068 [hep-ph].
- [8] See, for instance, K. S. Babu, I. Gogoladze, M. U. Rehman and Q. Shafi, Phys. Rev. D **78**, 055017 (2008); I. Gogoladze, M. U. Rehman and Q. Shafi, Phys. Rev. D **80**, 105002 (2009).
- [9] B. Ananthanarayan, G. Lazarides and Q. Shafi, Phys. Rev. D **44**, 1613 (1991) and Phys. Lett. B **300**, 24 (1993)5; Q. Shafi and B. Ananthanarayan, Trieste HEP Cosmol.1991:233-244.
- [10] S. Dimopoulos, S. D. Thomas and J. D. Wells, Nucl. Phys. B **488**, 39 (1997); G. F. Giudice and R. Rattazzi, Phys. Rept. **322**, 419 (1999) and original references therein.
- [11] P. Meade, N. Seiberg and D. Shih, Prog. Theor. Phys. Suppl. **177**, 143 (2009).
- [12] See, for instance, Z. Komargodski and N. Seiberg, JHEP **0903**, 072 (2009) Z. Kang, T. Li, T. Liu and J. M. Yang, arXiv:1109.4993 [hep-ph].
- [13] F. R. Joaquim and A. Rossi, Phys. Rev. Lett. **97**, 181801 (2006).

- [14] J. L. Evans, M. Ibe and T. T. Yanagida, Phys. Lett. B **705**, 342 (2011)
J. L. Evans, M. Ibe, S. Shirai and T. T. Yanagida, arXiv:1201.2611 [hep-ph].
Z. Kang, T. Li, T. Liu, C. Tong and J. M. Yang, arXiv:1203.2336 [hep-ph];
N. Desai, B. Mukhopadhyaya and S. Niyogi, arXiv:1202.5190 [hep-ph]; P. Byakti
and D. Ghosh, arXiv:1204.0415 [hep-ph].
- [15] F. E. Paige, S. D. Protopopescu, H. Baer and X. Tata, hep-ph/0312045.
- [16] D. M. Pierce, J. A. Bagger, K. T. Matchev, and R.-j. Zhang, Nucl. Phys. **B491**
(1997) 3.
- [17] G. Degrossi, S. Heinemeyer, W. Hollik, P. Slavich and G. Weiglein, Eur. Phys.
J. C **28**, 133 (2003).
- [18] [Tevatron Electroweak Working Group and CDF Collaboration and D0 Collab],
arXiv:0903.2503 [hep-ex].
- [19] I. Gogoladze, R. Khalid, S. Raza and Q. Shafi, JHEP **1106** (2011) 117.
- [20] J.L. Leva, A fast normal random number generator, ACM Trans. Math. Softw. 18
(1992) 449-453; J.L. Leva, Algorithm 712. A normal random number generator,
ACM Trans. Math. Softw. 18 (1992) 454-455.
- [21] K. Nakamura *et al.* [Particle Data Group Collaboration], J. Phys. G **G37**,
075021 (2010).
- [22] H. Baer, C. Balazs, and A. Belyaev, JHEP **03** (2002) 042; H. Baer, C. Balazs,
J. Ferrandis, and X. Tata Phys. Rev. **D64** (2001) 035004.
- [23] S. Schael *et al.* Eur. Phys. J. C **47**, 547 (2006).
- [24] Jose Angel Hernando, LHCb-TALK-2012-028.
- [25] E. Barberio *et al.* [Heavy Flavor Averaging Group], arXiv:0808.1297 [hep-ex].
- [26] G. W. Bennett *et al.* [Muon G-2 Collaboration], Phys. Rev. D **73**, 072003 (2006).
- [27] Y. Okada, M. Yamaguchi and T. Yanagida, Prog. Theor. Phys. **85**, 1 (1991);
Phys. Lett. B **262**, 54 (1991); A. Yamada, Phys. Lett. B **263**, 233 (1991); J.R. El-
lis, G. Ridolfi and F. Zwirner, Phys. Lett. B **257**, 83 (1991); Phys. Lett. B **262**,
477 (1991); H.E. Haber and R. Hempfling, Phys. Rev. Lett. **66**, 1815 (1991).
- [28] M. Viel, J. Lesgourgues, M. G. Haehnelt, S. Matarrese and A. Riotto, Phys.
Rev. D **71**, 063534 (2005); J. L. Feng, M. Kamionkowski and S. K. Lee, Phys.
Rev. D **82**, 015012 (2010).

- [29] H. Baer, M. Brhlik, C. -h. Chen and X. Tata, Phys. Rev. D **55**, 4463 (1997).
- [30] G. J. Gounaris, J. Layssac, P. I. Porfyriadis and F. M. Renard, Phys. Rev. D **70**, 033011 (2004).
- [31] CDF Collaboration, Phys.Rev.Lett. **104** (2010) 011801.
- [32] D0 Collaboration, Phys.Rev.Lett. **105** (2010) 221802.
- [33] E. Komatsu *et al.* [WMAP Collaboration], Astrophys. J. Suppl. **180**, 330 (2009).