

θ_{13} in Neutrino Mass Matrix with the Minimal Texture

Masataka Fukugita^{a,b,c,1}, Yusuke Shimizu^{d,2},
Morimitsu Tanimoto^{d,3}, and Tsutomu T. Yanagida^c,

^a*Institute for Advanced Study, Princeton, NJ08540, U. S. A.*

^b*Institute for Cosmic Ray Research, University of Tokyo, Kashiwa 277-8582, Japan*

^c*Kavli Institute for the Physics and Mathematics of the Universe,
University of Tokyo, Kashiwa 277-8583, Japan*

^d*Department of Physics, Niigata University, Niigata 950-2181, Japan*

Abstract

We show that the neutrino mass matrix with the minimal texture leads to the neutrino mass and mixing that are empirically determined, including θ_{13} that is measured recently at a high precision. This mass matrix, where the Majorana nature of the neutrino is essential, only allows the normal hierarchy of the neutrino mass, excluding either inverse mass hierarchy or degenerate mass neutrinos, and hence predicts the effective mass of double beta decay to lie within the range $m_{ee} = 3.7 - 5.6$ eV.

¹E-mail address: fukugita@icrr.u-tokyo.ac.jp

²E-mail address: shimizu@muse.sc.niigata-u.ac.jp

³E-mail address: tanimoto@muse.sc.niigata-u.ac.jp

Weinberg [1] has pointed out, within the two generation of quarks, that the relation is described between the quark mass and the generation mixing if the quark mass matrix takes a simple texture. Namely, with the 2×2 mass matrix the vanishing (1,1) element gives the mixing angle written as a square root of the quark mass ratio of the down and strange quarks, $(m_d/m_s)^{1/2}$ in agreement with experiment. Fritzsch extended this argument to three generations assuming the minimal texture of the 3×3 matrix, having off-diagonal (1,2) and (2,3) elements in addition to one diagonal (3,3) matrix element [2].

Following the discovery of finite mass of neutrinos and, at the same time, surprisingly large mixing in neutrino sectors, the present authors [3] proposed a mass matrix with the minimal texture, where neutrinos are assumed to be of the Majorana type so that the mixing angle is a quartic root of the neutrino mass ratio and hence takes a large value unlike in the quark sector. This matrix was shown to give mixing angles at a good accuracy that are determined increasingly more accurately as experiments develop [4]. The novel prediction characteristics of this mass matrix is that the mixing between the first and third components cannot be very small, for which only an upper limit was known at the time. Later, using all available data relevant to neutrino oscillation in 2003, the θ_{13} is predicted to lie in the range $\sin\theta_{13} \simeq 0.04 - 0.2$ ($\sin^2 2\theta_{13} = 0.006 - 0.15$). This means that vanishingly small θ_{13} , if measured, would falsify the assumption of the minimal texture.

θ_{13} is the last mixing angle that is indispensable to determine the three Kobayashi-Maskawa angle in the neutrino sector. It was within the past year that θ_{13} was measured to be finite, $0.03 < \sin^2(2\theta_{13}) < 0.28$ at 90% C.L. (for normal neutrino mass hierarchy) by the T2K experiment [6], and this has been immediately confirmed by MINOS [7] and Double Chooz experiments [8]. Most recently it was measured at the Daya Bay reactor neutrino experiment [5] at a high precision to give $\sin^2 2\theta_{13} = 0.092 \pm 0.016 \pm 0.005$, which is 5.2σ to vanishing.

Motivated by the agreement of the minimal texture mass matrix with experiments, we scrutinise further the model. We show that the neutrino mass is well constrained within the present model, and there is not much uncertainties in the structure of the mass matrix (such as inverted mass hierarchy or degenerate mass neutrinos) in so far as we stick to this simple model. This enables us to predict the size of double beta decay without ambiguities. We consider that it would be important to see if this minimal mass ansatz would be falsified in the future experiments.

Here, we briefly review our minimal texture hypothesis [3, 4] and the resulting consequences.

Our hypothesis consists of the mass matrices of the charged leptons and the Dirac neutrinos of the form [2]

$$m_E = \begin{pmatrix} 0 & A_\ell & 0 \\ A_\ell & 0 & B_\ell \\ 0 & B_\ell & C_\ell \end{pmatrix}, \quad m_{\nu D} = \begin{pmatrix} 0 & A_\nu & 0 \\ A_\nu & 0 & B_\nu \\ 0 & B_\nu & C_\nu \end{pmatrix}, \quad (1)$$

where each entry is complex. We assume that neutrinos are of the Majorana type and take, for simplicity, the right-handed Majorana mass matrix to be the unit matrix, as

$$M_R = M_0 \mathbf{1}, \quad (2)$$

where M_0 is much larger than the Dirac neutrino mass scale. We may consider the more general case where M_R has three different eigenvalues. In such a case, however, the differences in the eigenvalues can be absorbed into the wave functions of the right-handed neutrinos, which leads to the violation of the symmetric matrix structure (the minimal structure) of the neutrino mass. Therefore, it amounts to the increase of structures in mass matrix.

We obtain the three light neutrino masses, m_i ($i = 1, 2, 3$), as

$$m_i = \left(m_{\nu D}^T M_R^{-1} m_{\nu D} \right)_i. \quad (3)$$

The lepton mixing matrix is given by

$$U = U_\ell^\dagger Q U_\nu \quad (4)$$

where the expressions of U_ℓ and U_ν are given in [4], and Q is a phase matrix written

$$Q = \begin{pmatrix} 1 & 0 & 0 \\ 0 & e^{i\sigma} & 0 \\ 0 & 0 & e^{i\tau} \end{pmatrix}, \quad (5)$$

which is a reflection of phases contained in the charged lepton mass matrix and the Dirac mass matrix of neutrinos. The Majorana phases can be neglected in the right-handed neutrino mass matrix, because, in the presence of mass hierarchy of the left-handed neutrinos, the effect of phases in the right-handed mass matrix is suppressed by the large mass hierarchy, so that the inclusion of phases changes the analysis only little.

Since the charged lepton masses are known, the number of parameters contained in our model is six: m_{1D} , m_{2D} , m_{3D} , σ , τ and M_0 . They are to be determined by empirical neutrino masses

and mixing angles. We note that this is the minimum texture of the 3×3 neutrino mass matrix in the sense that reducing one more matrix element (i.e., letting A, B or C to zero) leads to neutrino mixing that is in a gross disagreement with experiment. An antisymmetric mass matrix with 3 finite elements also leads to a gross disagreement with experiment, as one can readily see.

The lepton mixing matrix elements are written approximately,

$$\begin{aligned}
U_{e1} &\simeq \left(\frac{m_2}{m_2 + m_1}\right)^{1/4} + \left(\frac{m_1}{m_2}\right)^{1/4} \left(\frac{m_e}{m_\mu}\right)^{1/2} e^{i\sigma} \\
U_{e2} &\simeq -\left(\frac{m_1}{m_2}\right)^{1/4} + \left(\frac{m_e}{m_\mu}\right)^{1/2} e^{i\sigma} \\
U_{\mu 1} &\simeq \left(\frac{m_1}{m_2}\right)^{1/4} e^{i\sigma} - \left(\frac{m_e}{m_\mu}\right)^{1/2} \\
U_{\mu 3} &\simeq \left(\frac{m_2}{m_3}\right)^{1/4} e^{i\sigma} - \left(\frac{m_\mu}{m_\tau}\right)^{1/2} e^{i\tau} \\
U_{\tau 2} &\simeq -\left(\frac{m_2}{m_3}\right)^{1/4} e^{i\tau} + \left(\frac{m_\mu}{m_\tau}\right)^{1/2} e^{i\sigma} \\
U_{e3} &\simeq \left(\frac{m_e}{m_\mu}\right)^{1/2} U_{\mu 3} + \left(\frac{m_2}{m_3}\right)^{1/2} \left(\frac{m_1}{m_3}\right)^{1/4} \\
U_{\tau 1} &\simeq \left(\frac{m_1}{m_2}\right)^{1/4} U_{\tau 2}
\end{aligned} \tag{6}$$

where charged lepton mass is denoted as m_e , m_μ and m_τ , and $(m_e/m_\tau)^{1/2}$ is neglected. Rough characteristics of mixing angles can be seen from these expressions.

For instance, these equations allow us to see the relation between neutrino masses and mixing angles, roughly as

$$|U_{e2}| \approx \left(\frac{m_1}{m_2}\right)^{1/4}, \quad |U_{\mu 3}| \approx \left(\frac{m_2}{m_3}\right)^{1/4}, \quad |U_{e3}| \approx \left(\frac{m_2}{m_3}\right)^{1/2} \left(\frac{m_1}{m_3}\right)^{1/4}. \tag{7}$$

The relation among the mixing angles are

$$|U_{e3}| \approx |U_{\mu 3}|^2 |U_{e2} U_{\mu 3}| = |U_{\mu 3}|^3 |U_{e2}|. \tag{8}$$

With $|U_{\mu 3}| \sim 1/\sqrt{2}$ and $|U_{e2}| \sim 1/\sqrt{3}$ we see that $|U_{e3}| \sim 1/(2\sqrt{6}) \simeq 0.2$, i.e., $|U_{e3}|$ cannot be too small.

We emphasize that only the normal neutrino mass hierarchy is allowed in our model, which allows us to predict uniquely the effective mass that appears in double beta decay. We can see that this matrix does not allow the inverted hierarchy, as one sees easily from the expression

of $|U_{\mu 3}|$ which should empirically be around $1/\sqrt{2}$ [4]. It can also be seen that this matrix does not allow degenerate neutrinos, since they require U_{e2} close to $1/\sqrt{2}$, which is excluded by experiment (see Figure 8 below) [4].

We now present the numerical results using the accurate expression of the lepton mixing angles given in [4]. We take [5, 9]

$$\begin{aligned}\Delta m_{\text{atm}}^2 &= (2.24 - 2.65) \times 10^{-3} \text{ eV}^2, & \Delta m_{\text{sol}}^2 &= (7.29 - 7.92) \times 10^{-5} \text{ eV}^2, \\ \sin^2 \theta_{23} &= 0.40 - 0.62, & \sin^2 \theta_{12} &= 0.29 - 0.34,\end{aligned}\tag{9}$$

where θ_{ij} are the lepton mixing angles defined in the standard manner, and leave out for the moment θ_{13} for the input. We take the error at the 90% confidence level. Taking the lowest neutrino mass m_1 as a free parameter, m_2 and m_3 are set by Δm_{atm}^2 and Δm_{sol}^2 . The phase parameters σ and τ are reasonably well constrained to give correctly $\sin^2 \theta_{23}$ and $\sin^2 \theta_{12}$.

We consider the allowed region of $|U_{e3}| = \sin \theta_{13}$. Figures 1 and 2 show $\sin \theta_{13}$ versus $\sin^2 2\theta_{12}$ and $\sin^2 2\theta_{23}$, respectively, where the other parameters are marginalised. The range of $\sin^2 2\theta_{12}$ and $\sin^2 2\theta_{23}$ are cut at the boundary of the region experimentally allowed at the 90% confidence level.

We see that the maximum mixing $\theta_{23} = \pi/4$ ($\sin^2(2\theta_{23}) = 1$) is excluded. The T2K experiment would further narrow the allowed region of $\sin \theta_{12}$, but the range allowed for $\sin \theta_{13}$ will be unaffected. Figure 3 shows $\sin \theta_{13}$ as a function of m_3 . It is noted that only the normal mass hierarchy, $m_3 \gg m_2, m_1$, is allowed in our mass matrix.

Let us now impose $\sin \theta_{13} = 0.130 - 0.176$ (90% C.L.) [5] as an input parameter. We predict the effective electron neutrino mass $|m_{ee}|$ that appears in neutrinoless double beta decay,

$$m_{ee} = \sum_{i=1}^3 m_i U_{ei}^2\tag{10}$$

as a function of $\sin \theta_{13}$, $\sin^2 \theta_{23}$ and $\sin^2 \theta_{12}$ in Figures 4, 5 and 6, respectively. The allowed effective mass for double beta decay is

$$|m_{ee}| = 3.7 - 5.6 \text{ meV}.\tag{11}$$

We may also calculate the rephasing-invariant CP violation measure J_{CP} defined by

$$J_{CP} = \text{Im}[U_{\mu 3} U_{\tau 3}^* U_{\mu 2}^* U_{\tau 2}].\tag{12}$$

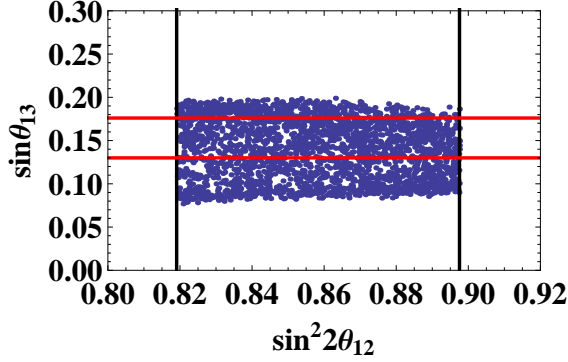


Figure 1: Neutrino mixing on $\sin^2 2\theta_{12}$ – $\sin \theta_{13}$ plane, where $\sin \theta_{13} = |U_{e3}|$. The data points are marginalised over the other free parameters of the model. Horizontal and vertical lines denote 90% confidence limits for the two parameters.

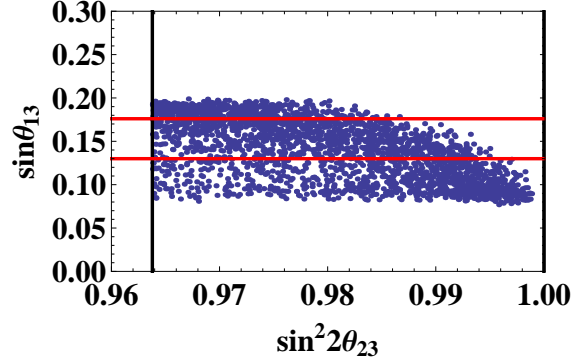


Figure 2: Same as Figure 1 but on $\sin^2 2\theta_{23}$ – $\sin \theta_{13}$ plane.

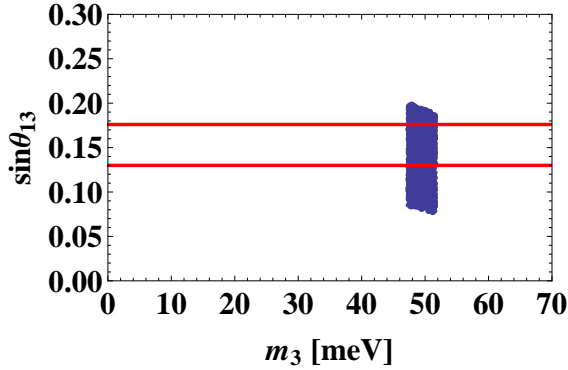


Figure 3: $\sin \theta_{13}$ versus m_3 .

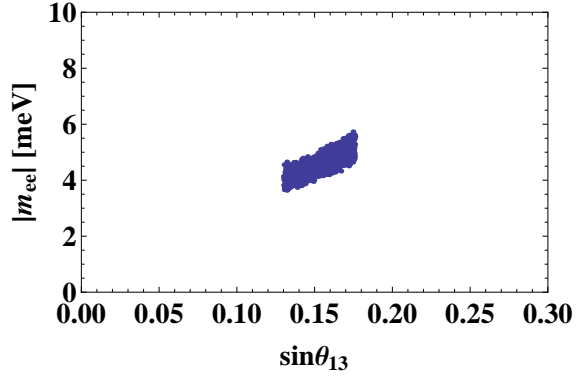


Figure 4: Predicted effective mass m_{ee} that appears in double beta decay as a function of $\sin \theta_{13}$.

in Figure 7 as a function of $\sin \theta_{13}$. The figure shows that vanishing J_{CP} is still allowed, but some further improvement for the allowed range of θ_{13} will lead to non-vanishing J_{CP} . If, for example, we would take the one sigma range for θ_{13} , vanishing J_{CP} would not be allowed any more,.

We said earlier that inverted hierarchy and degenerate neutrino masses are excluded. While the former can be seen from the expression given above, the latter is seen in Figure 8, where $\sin^2(2\theta_{12})$ is shown as a function of m_1/m_3 . Large m_1/m_3 leads to maximum mixing between

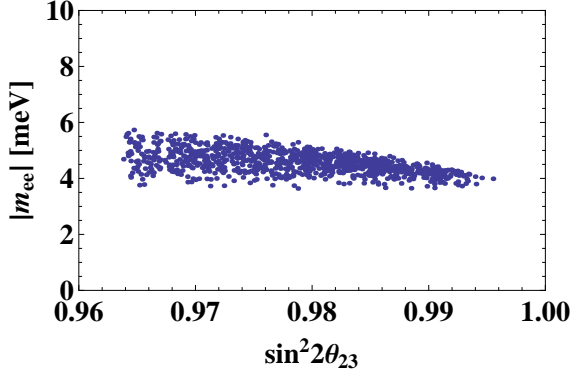


Figure 5: Effective mass m_{ee} versus $\sin^2 \theta_{23}$.

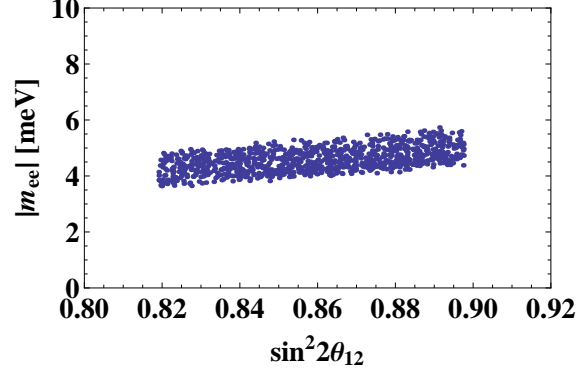


Figure 6: Effective mass m_{ee} versus $\sin^2 \theta_{12}$.

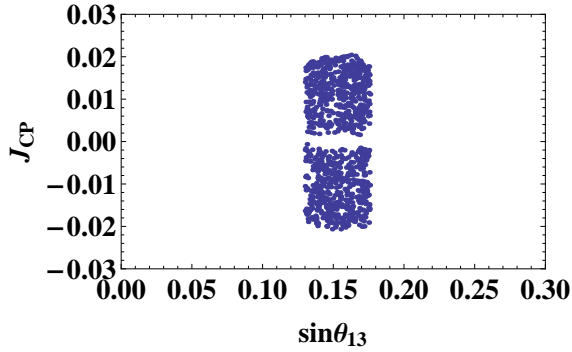


Figure 7: rephasing-invariant CP violation measure J_{CP} versus $\sin \theta_{13}$.

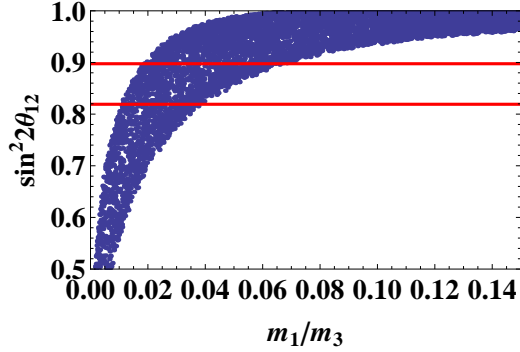


Figure 8: $\sin^2 \theta_{12}$ as a function of the mass ratio m_1/m_3 .

the first and second generations, $\sin^2(2\theta_{13}) = 1$, which is not allowed by experiment, and hence excludes the degenerate case.

We have shown that the neutrino mass and mixing derived from the neutrino mass matrix of the minimal texture describe all known empirical values, without adding any further matrix elements or extending the assumptions. In particular, θ_{13} falls in the middle of the range that is measured recently. The matrix only allows the normal hierarchy of the neutrino mass, excluding either inverse hierarchy or degenerate mass cases. This predicts the effective mass of double beta decay to lie within the range $m_{ee} = 3.7 - 5.6$ meV. Further improvement on the allowed range of θ_{13} would exclude vanishing CP violation. It would be interesting to see if this simple texture mass matrix model will be falsified in future experiments when the accuracy is improved.

Acknowledgement

Y.S. and M.T. are supported by Grand-in-Aid for Scientific Research, No.22.3014 and No. 21340055, respectively, in JSPS. This work was also supported by World Premier International Center Initiative (WPI Program), MEXT, Japan.

References

- [1] S. Weinberg, HUTP-77-A057, Trans.New York Acad.Sci.38:185-201, 1977.
- [2] H. Fritzsch, Phys. Lett. **B73** (1978) 317; Nucl. Phys. **B115** (1979) 189.
- [3] M. Fukugita, M. Tanimoto, T. Yanagida, Prog. Theor. Phys. **89** (1993) 263-268.
- [4] M. Fukugita, M. Tanimoto, T. Yanagida, Phys. Lett. **B562** (2003) 273-278. [hep-ph/0303177].
- [5] F. P. An *et al.* [DAYA-BAY Collaboration], arXiv:1203.1669 [hep-ex].
- [6] K. Abe *et al.* [T2K Collaboration], Phys. Rev. Lett. **107** (2011) 041801 [arXiv:1106.2822 [hep-ex]].
- [7] P. Adamson *et al.* [MINOS Collaboration], Phys. Rev. Lett. **107** (2011) 181802 [arXiv:1108.0015 [hep-ex]].
- [8] Y. Abe *et al.* [DOUBLE-CHOOZ Collaboration], arXiv:1112.6353 [hep-ex].
- [9] T. Schwetz, M. Tortola, J. W. F. Valle, New J. Phys. **13** (2011) 063004. [arXiv:1103.0734 [hep-ph]].
- [10] Z. z. Xing, Chin. Phys. C **36** (2012) 281 [arXiv:1203.1672 [hep-ph]],
D. Meloni, arXiv:1203.3126 [hep-ph],
D. Meloni, S. Morisi and E. Peinado, arXiv:1203.2535 [hep-ph],
H. Fritzsch, arXiv:1203.4460 [hep-ph].