

Order and chaos in a triaxial galaxy model with a dark halo component

Nicolaos D. Caranicolas, Euaggelos E. Zotos*

*Department of Physics,
Section of Astrophysics, Astronomy and Mechanics,
Aristotle University of Thessaloniki
GR-541 24, Thessaloniki, Greece*

Abstract

We study the regular or chaotic nature of orbits in a 3D potential describing a triaxial galaxy surrounded by a spherical dark halo component. Our numerical calculations show, that the percentage of chaotic orbits decreases exponentially, as the mass of the dark halo increases. A linear increase of the percentage of the chaotic orbits was observed, as the scale length of the dark halo component increases. In order to distinguish between regular and chaotic character of orbits, we use the total angular momentum L_{tot} , as a new indicator. Comparison of this new dynamical parameter, with other, previously used chaos indicators, shows that the L_{tot} gives very fast and reliable results in order to detect the character of orbits in galactic potentials.

Keywords: Galaxies: kinematics and dynamics

1. Introduction

We shall study the motion in a 3D composite galactic model described by the potential

$$V_t(x, y, z) = V_g(x, y, z) + V_h(x, y, z), \quad (1)$$

where

$$V_g(x, y, z) = \frac{v_0^2}{2} \ln [x^2 - \lambda x^3 + \alpha y^2 + bz^2 + c_b^2], \quad (2)$$

while

$$V_h(x, y, z) = \frac{-M_h}{(x^2 + y^2 + z^2 + c_h^2)^{1/2}}. \quad (3)$$

Potential (2) describes a triaxial elliptical galaxy with a bulge and a small asymmetry introduced by the term $-\lambda x^3$, $\lambda \ll 1$ (see Binney & Tremaine, 2008). The parameters α and b describe the geometry of the galaxy, while c_b is the scale length of the bulge of the galaxy. The parameter v_0 is used for the consistency of the galactic units. To this potential, we add a spherically symmetric dark halo, described by the potential (3). Here M_h and c_h are the mass and the scale length of the dark halo component respectively.

The aim of this article is: (i) To investigate the character of orbits in the potential (1) and to determine the role played by the dark halo. (ii) To introduce, use and check a new and fast detector, the total angular momentum L_{tot} , in order to obtain a reliable criterion to distinguish between order and chaos in galactic potentials.

The Hamiltonian to the potential (1) writes

$$H = \frac{1}{2} (p_x^2 + p_y^2 + p_z^2) + V_t(x, y, z) = h_3, \quad (4)$$

*Corresponding author:

E-mail address: evzotos@astro.auth.gr (Euaggelos E. Zotos)

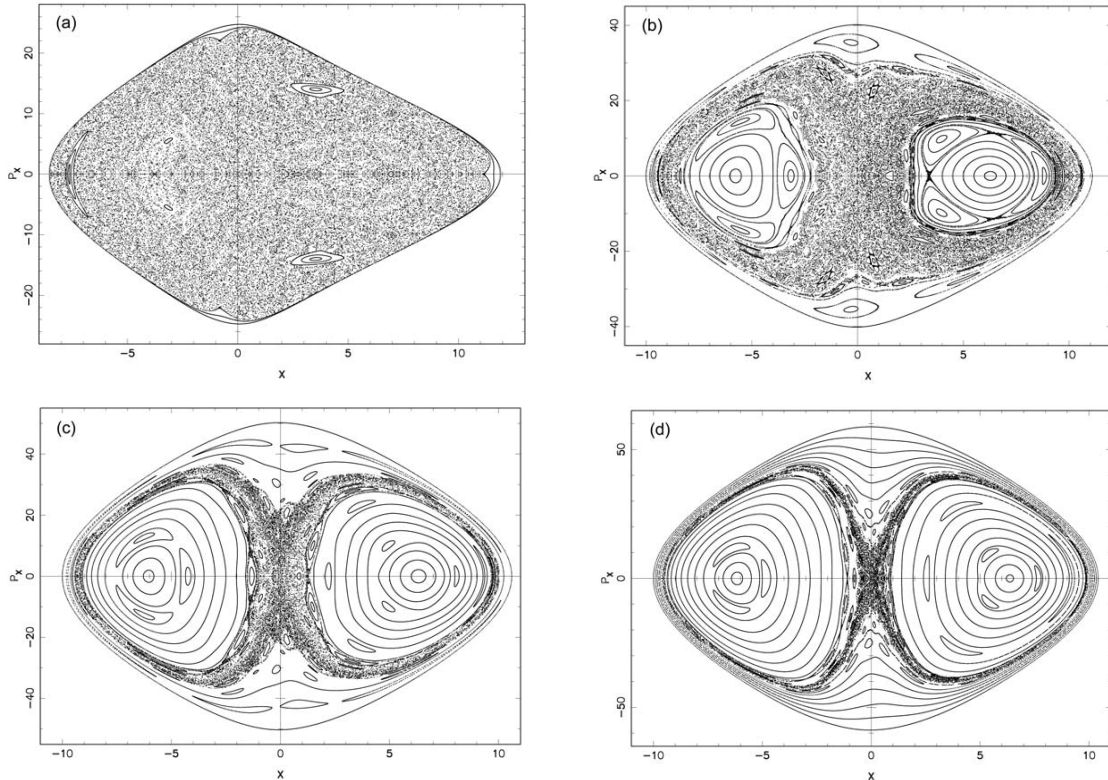


Figure 1: (a-d): The (x, p_x) phase plane, when (a, upper left): $M_h = 0, h_2 = 516$, (b, upper right): $M_h = 10000, h_2 = -226$, (c, lower left): $M_h = 20000, h_2 = -1007$ and (d, lower right): $M_h = 30000, h_2 = -1788$. The values of all other parameters are given in text.

where p_x, p_y and p_z are the momenta per unit mass conjugate to x, y and z respectively, while h_3 is the numerical value of the Hamiltonian.

In this article, we use a system of galactic units, where the unit of length is 1 kpc, the unit of mass is $2.325 \times 10^7 M_\odot$ and the unit of time is 0.97748×10^8 yr. The velocity unit is 10 km/s, while G is equal to unity. The energy unit (per unit mass) is $100 (\text{km/s})^2$. In the above units we use the values: $v_0 = 15, c_b = 2.5, \alpha = 1.5, b = 1.8, \lambda = 0.03$, while M_h and c_h are treated as parameters.

2. Results for the 2D system

The total angular momentum for a star of unit mass, moving in a 3D orbit is

$$L_{tot} = \sqrt{L_x^2 + L_y^2 + L_z^2}, \quad (5)$$

where L_x, L_y and L_z are the three components of the angular momentum along the x, y and z axis given by

$$\begin{aligned} L_x &= y\dot{z} - \dot{y}z, \\ L_y &= z\dot{x} - \dot{z}x, \\ L_z &= x\dot{y} - \dot{x}y, \end{aligned} \quad (6)$$

where the dot indicates derivative with respect to the time. For a 2D system we set in (6), $z = \dot{z} = 0$, that is L_{tot} reduces to L_z . In this research, we shall use the plot of the L_{tot} vs time in order to distinguish regular from chaotic motion.

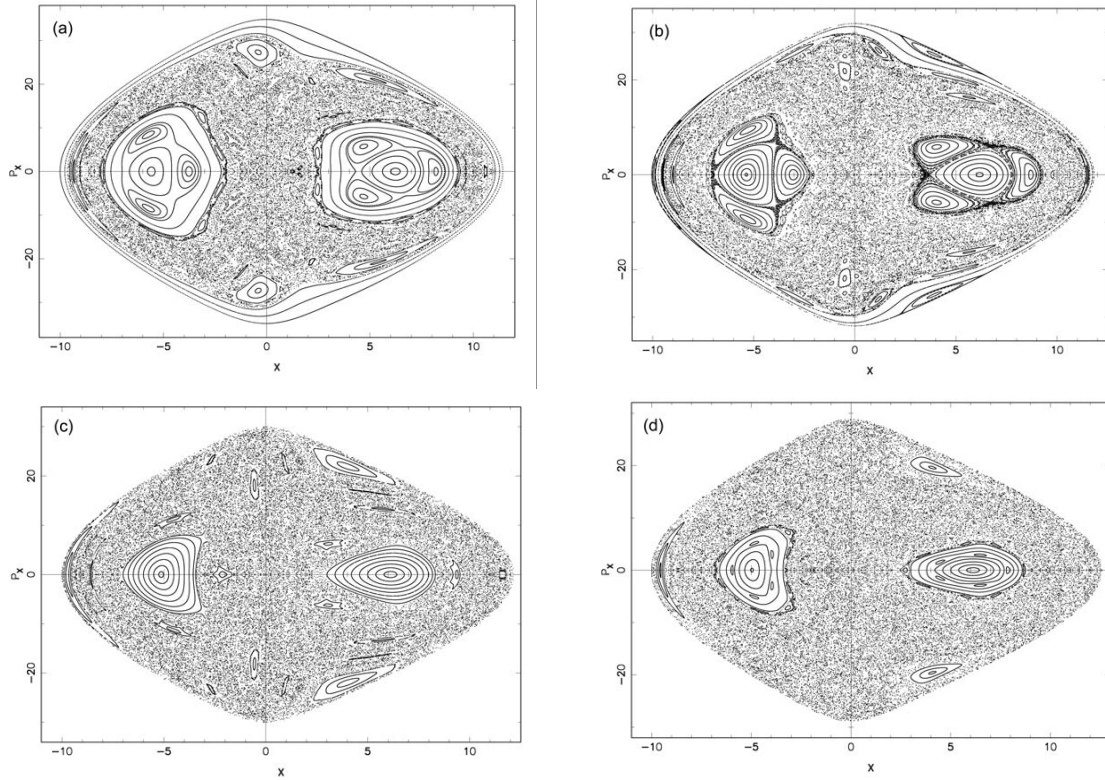


Figure 2: (a-d): The (x, p_x) phase plane, when $M_h = 10000$ and (a, upper left): $c_h = 10.5, h_2 = -135$, (b, upper right): $c_h = 13, h_2 = -55$, (c, lower left): $c_h = 15.5, h_2 = 11$ and (d, lower right): $c_h = 18, h_2 = 68$. The values of all other parameters are given in text.

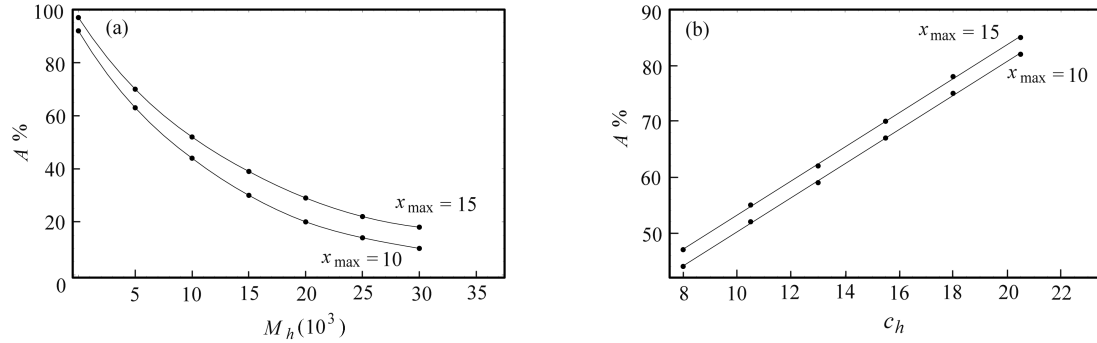


Figure 3: (a-b): (a, left): A plot of the area $A\%$ covered by chaotic orbits versus M_h and (b, right): A plot of the area $A\%$ covered by chaotic orbits versus c_h . The values of all the other parameters are given in text.

Our next step is to study the properties of the 2D dynamical system, which comes from potential, (1) if we set $z = 0$. The corresponding 2D Hamiltonian writes

$$H_2 = \frac{1}{2} (p_x^2 + p_y^2) + V_t(x, y) = h_2, \quad (7)$$

where h_2 is the numerical value of the Hamiltonian. We do this in order to use the results obtained for the 2D model in the study of the more complicated 3D model, which will be presented in the next Section.

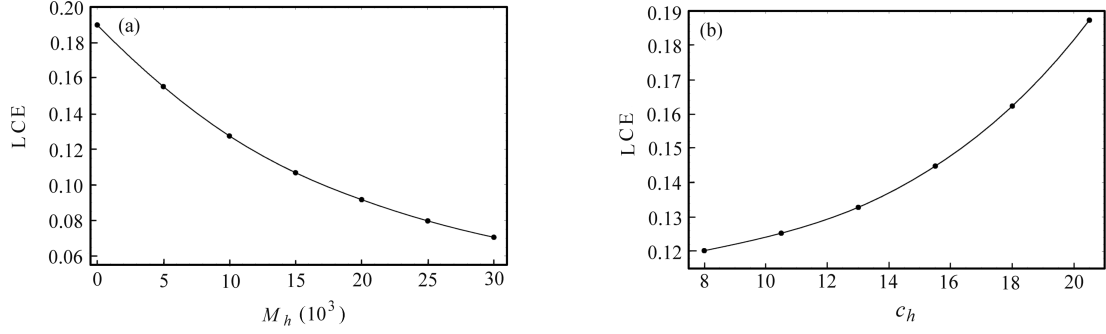


Figure 4: (a-b): (a, *left*): A plot of the L.C.E versus M_h and (b, *right*): A plot of the L.C.E versus c_h . The values of all the other parameters are given in text.

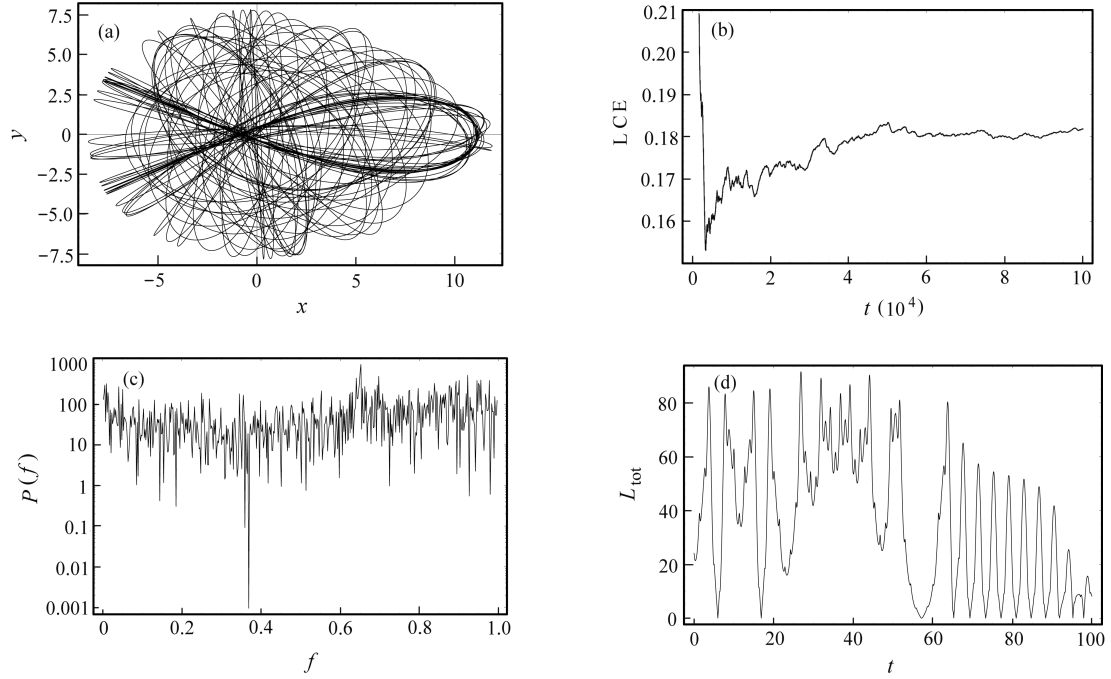


Figure 5: (a-d): (a, *upper left*): An orbit in the 2D potential, (b, *upper right*): The corresponding L.C.E, (c, *lower left*): The $P(f)$ indicator and (d, *lower right*): The L_{tot} indicator. The motion is chaotic. See text for details.

Figure 1a-d shows the (x, p_x) , $(y = 0, p_y > 0)$ phase plane, for four different values of the mass of the dark halo. The values of all the other parameters are: $v_0 = 15$, $c_b = 2.5$, $\alpha = 1.5$, $b = 1.8$, $\lambda = 0.03$ and $c_h = 8$. Fig. 1a shows the phase plane, when the system has no halo component, that is when $M_h = 0$. The value of h_2 is 516. Fig. 1b is similar to Fig. 1a but when $M_h = 10000$ and $h_2 = -226$. Fig. 1c is similar to Fig. 1a but when $M_h = 20000$ and $h_2 = -1007$. Fig. 1d shows the phase plane when $M_h = 30000$ and $h_2 = -1788$.

Fig. 2a-d is similar to Fig. 1a-d but when M_h is 10000, while c_h is treated as a parameter. All the other parameters are as in Fig. 1. In Fig. 2a we have $c_h = 10.5$ and $h_2 = -135$. In Figure 2b the values of c_h and h_2 are 13 and -55 respectively. In the phase plane shown in Fig. 2c, we have taken $c_h = 15.5$ and $h_2 = 11$. In Fig. 2d we have chosen $c_h = 18$ and $h_2 = 68$.

Figure 3a shows the percentage of the phase plane $A\%$ covered by chaotic orbits as a function of the

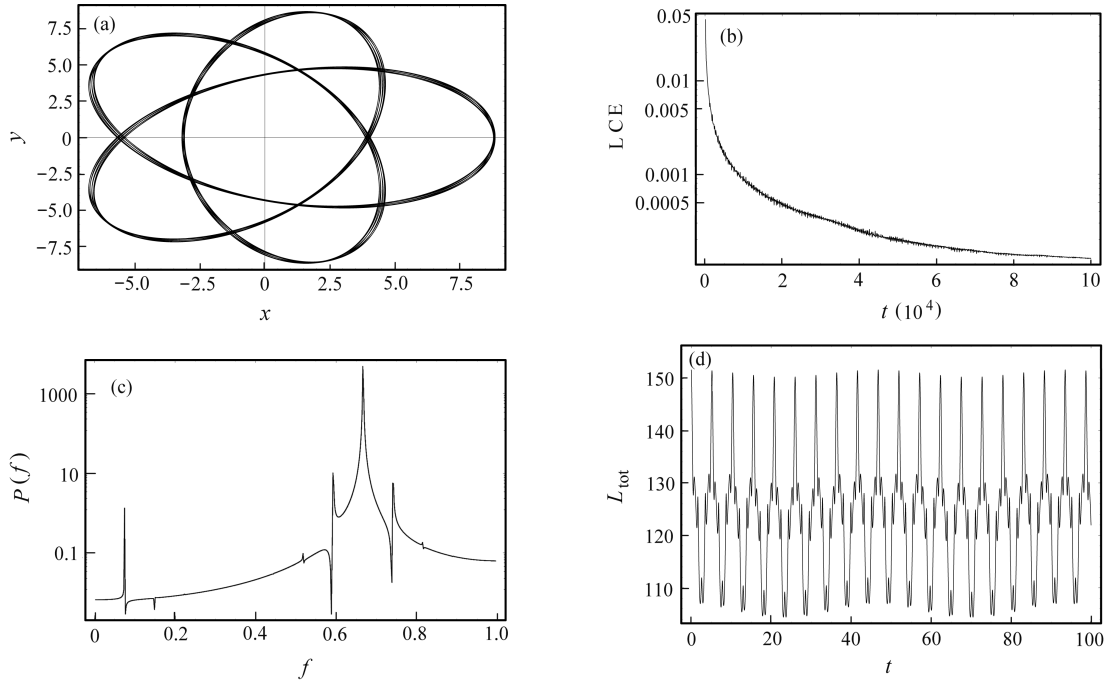


Figure 6: (a-d): Similar as Fig. 5a-d. The motion is regular.

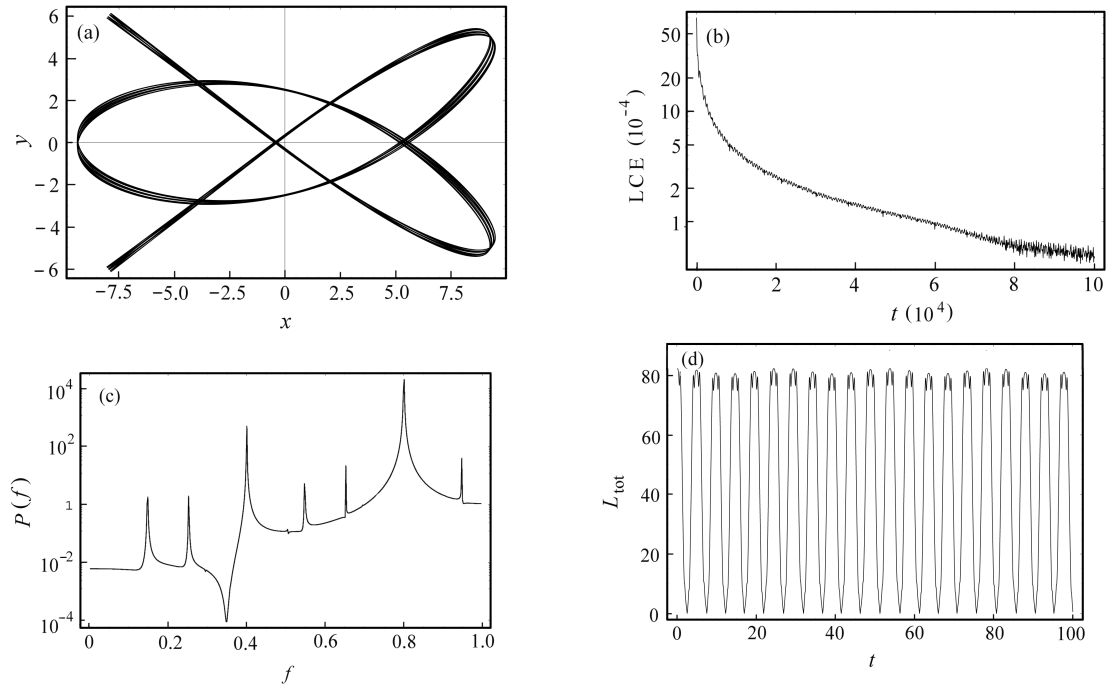


Figure 7: (a-d): Similar as Fig. 6a-d but for a regular orbit.

mass of the dark halo, for two different values of x_{max} . The values of the parameters are: $v_0 = 15$, $c_b = 2.5$, $\alpha = 1.5$, $b = 1.8$, $\lambda = 0.03$ and $c_h = 8$. Figure 3b shows a plot between $A\%$ and c_h . The values of the

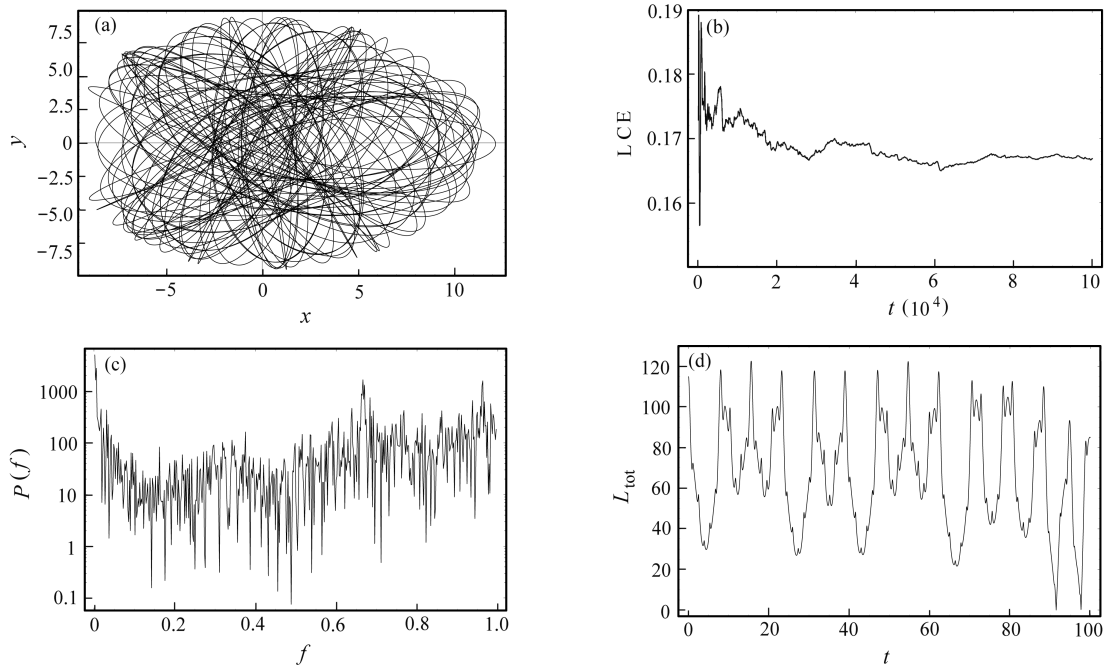


Figure 8: (a-d): Similar as Fig. 5a-d but for a chaotic orbit.

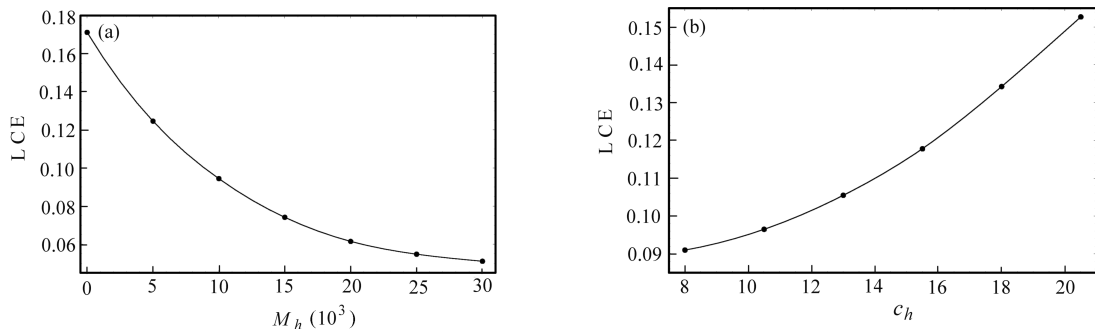


Figure 9: (a-b): Similar to Fig. 4a-b but for the 3D potential. The values of all other parameters are given in text.

parameters are: $\nu_0 = 15$, $c_b = 2.5$, $\alpha = 1.5$, $b = 1.8$, $\lambda = 0.03$, $M_h = 10000$. Figures 4a and 4b show a plot of the Lyapunov Characteristic Exponent (L.C.E) versus M_h or versus c_h respectively.

In what follows, we shall investigate the regular or chaotic character of orbits in the 2D Hamiltonian (7) using the new dynamical detector L_{tot} . In order to see the effectiveness of the new method, we shall compare the results with two other indicators, the classical method of the L.C.E and the $P(f)$ spectral method, used by Karanis & Vozikis (2007). This method uses the Fast Fourier Transform (F.F.T) of a series of time intervals, each one representing the time that elapsed between two successive points on the Poincaré (x, p_x) phase plane for 2D systems, while for 3D systems they take two successive points on the plane $z = 0$.

Figure 5a shows an orbit with initial conditions: $x_0 = -1.0$, $y_0 = p_{x0} = 0$, while the value of p_{y0} is always found from the energy integral for all orbits. The values of all the other parameters and the energy are as in Fig. 1a. One observes in Figure 5b that the L.C.E, which was computed for a period of 10^5 time units, has a value of about 0.18 indicating chaotic motion. The same result is shown by the $P(f)$ indicator, which is given in Figure 5c. Figure 5d shows a plot of the L_{tot} vs time, for a time interval of 100 time units. We see

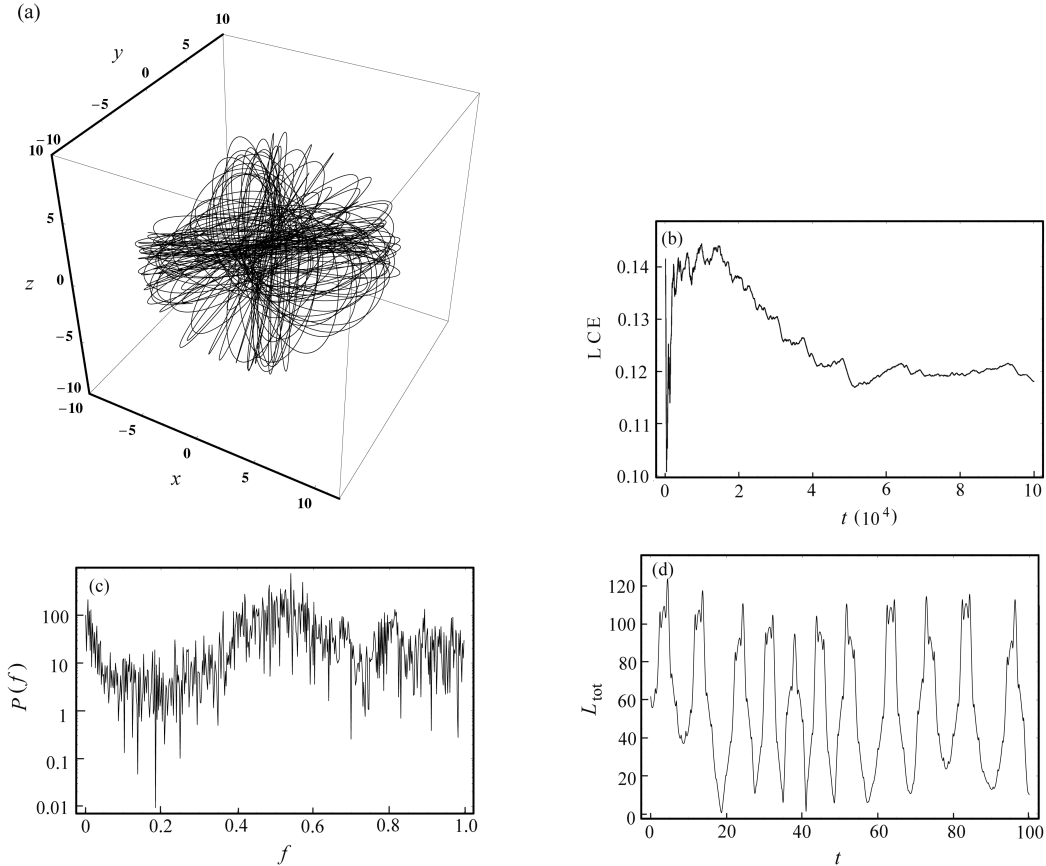


Figure 10: (a-d): (a, upper left): An orbit in the 3D potential, (b, upper right): The corresponding L.C.E, (c, lower left): The $P(f)$ indicator and (d, lower right): The L_{tot} indicator. The motion in chaotic. See text for details.

that the diagram is highly asymmetric, with a number of small and large peaks. The above characteristics suggest that the corresponding orbit is chaotic.

Figure 6a shows an orbit with initial conditions: $x_0 = 8.8, y_0 = p_{x0} = 0$. The values of all the other parameters and the energy are as in Fig. 1b. As we see, this is a quasi periodic orbit. Therefore the L.C.E of this orbit goes to zero, as it is clearly seen in Figure 6b. The $P(f)$ indicator in Figure 6c shows a small number of peaks, also indicating regular motion. The plot of the L_{tot} given in Figure 6d is now quasi periodic, with symmetric peaks, indicating regular motion.

Figure 7a-d is similar to Fig. 6a-d for an orbit with initial conditions: $x_0 = -9.36, y_0 = p_{x0} = 0$, while the values of all the other parameters and the energy are as in Fig. 2a. As we see, the orbit is quasi periodic and this fact is indicated by all three dynamical parameters. On the contrary, the orbit shown in Figure 8a has initial conditions: $x_0 = 10, y_0 = p_{x0} = 0$ and the values of all the other parameters and the energy are as in Fig. 2d. The orbit looks chaotic and this is indicated by the L.C.E, the $P(f)$ and the L_{tot} shown in Figs. 8b, 8c and 8d respectively.

A large number of orbits in the 2D system were calculated for different values of the parameters. All numerical results suggested that the L_{tot} is a fast and reliable dynamical parameter and can be safely used in order to distinguish ordered from chaotic motion.

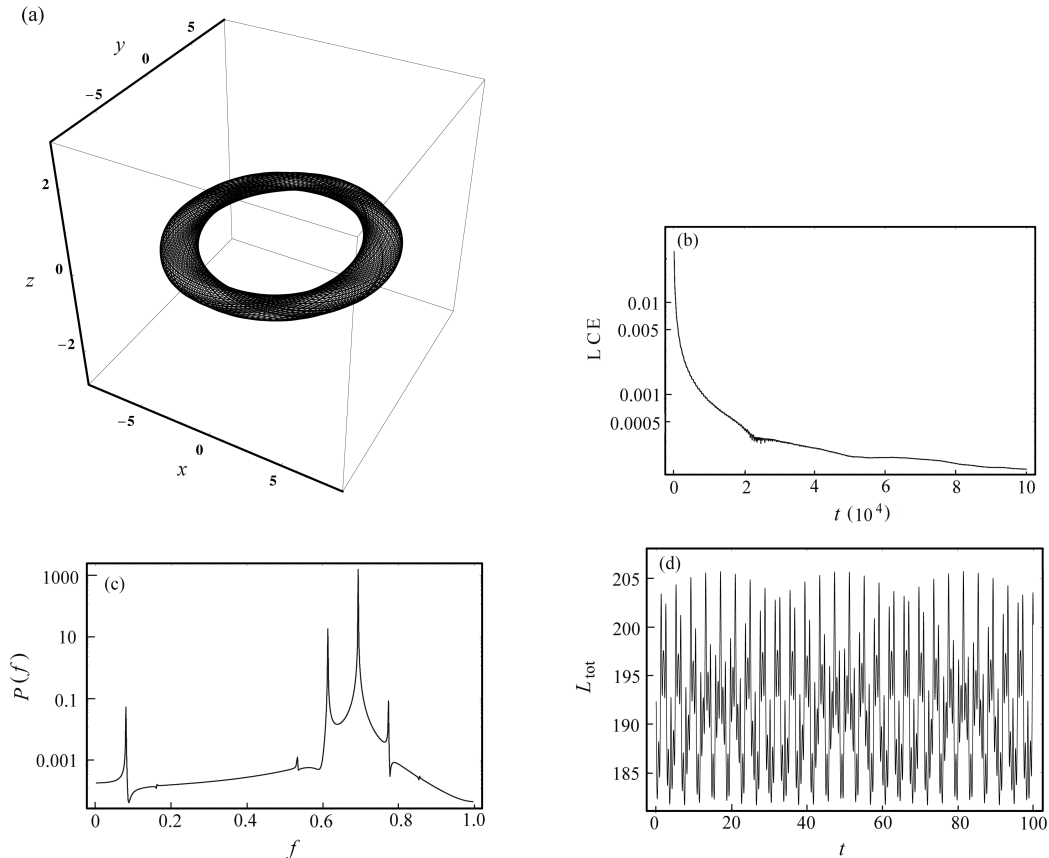


Figure 11: (a-d): Similar as Fig. 10a-d. The motion is regular.

3. Results for the 3D system

The regular or chaotic nature of the 3D orbits is found as follows: we choose initial conditions (x_0, p_{x0}, z_0) , $y_0 = p_{z0} = 0$, such as (x_0, p_{x0}) is a point on the phase plane of the 2D system. The point (x_0, p_{x0}) lies inside the limiting curve

$$\frac{1}{2}p_x^2 + V_t(x) = h_2, \quad (8)$$

which is the curve containing all the invariant curves of the 2D system. We choose $h_3 = h_2$ and the value of p_{y0} for all orbits is obtained from the energy integral (4). Our numerical experiments show that orbits with initial conditions (x_0, p_{x0}, z_0) , $y_0 = p_{z0} = 0$, such as (x_0, p_{x0}) is a point in the chaotic regions of Figs. 1a-d and 2a-d for all permissible values of z_0 , produce chaotic orbits.

Our next step is to study the character of orbits with initial conditions (x_0, p_{x0}, z_0) , $y_0 = p_{z0} = 0$, such as (x_0, p_{x0}) is a point in the regular regions of Figs. 1a-d and 2a-d. It was found, that in all cases the regular or chaotic character of the above 3D orbits depends strongly on the initial value z_0 . Orbits with small of z_0 are regular, while for large values of z_0 they change their character and become chaotic. The general conclusion, which is based on the results derived from a large number of orbits, is that orbits with values of $z_0 \geq 0.75$ are chaotic, while orbits with values of $z_0 < 0.75$ are regular.

Figure 9a shows the L.C.E of the 3D system, as a function of the mass of halo, for a large number of chaotic orbits, when $c_h = 8$. Figure 9b shows the L.C.E as a function of c_h when $M_h = 10000$.

Figure 10a-d is similar to Fig. 8a-d but for a 3D orbit. The orbit shown in Fig. 10a looks chaotic. The initial conditions are: $x_0 = 2.0, p_{x0} = 0, z_0 = 0.5$. Remember that all orbits have $y_0 = p_{z0} = 0$, while the

value of p_{y0} is always found from the energy integral. The values of all the other parameters and the energy h_3 are as in Fig. 2b. The L.C.E shown in Figure 10b assures the chaotic character of the orbit. The $P(f)$ given in Figure 10c also suggests chaotic motion. The same conclusion comes from the L_{tot} , which is shown in Figure 10d. Figure 11a-d is similar to Fig. 10a-d but for a quasi periodic 3D orbit. The initial conditions are: $x_0 = 5.0, p_{x0} = 0, z_0 = 0.1$. The values of all the other parameters and the energy h_3 are as in Fig. 1c. Here one observes, that all the three detectors support the regular character of orbit.

The conclusion for the study of the 3D model, is that the L_{tot} detector can give reliable and very fast results for the character of the orbits. There is no doubt, that the L_{tot} is faster than the two other indicators, used in this research. Therefore, one can say that this indicator is a very useful tool for a quick study of the character of orbits in galactic potentials.

4. Discussion and conclusions

The main conclusions of this research are the following:

1. The percentage of the chaotic orbits decreases as the mass of the spherical halo increases. Therefore, the mass of the dark halo can be considered as an important physical quantity, acting as a controller of chaos in galaxies showing small asymmetries.

2. One expects to observe a smaller fraction of chaotic orbits in asymmetric triaxial galaxies with a dense spherical halo, while the fraction of chaotic orbits would increase in asymmetric triaxial galaxies surrounded by less dense spherical dark halo components.

3. It was found that the L.C.E in both the 2D and the 3D models decreases, as the mass of halo increases, while the L.C.E increases as the scale length c_h of the halo increases. This means that not only the percentage of chaotic orbits, but also the degree of chaos is affected by the mass or the scale length of the spherically symmetric dark halo component.

4. The L_{tot} gives fast and reliable results regarding the nature of motion, both in 2D and 3D galactic potentials. For all calculated orbits the results given by the L_{tot} coincide with the outcomes obtained using the L.C.E or the $P(f)$ spectral method. The advantage of the L_{tot} is that it is faster than the above two methods.

References

- [1] Binney, J., Tremaine, S., 2008, *Galactic Dynamics*, Princeton Series in Astrophysics; 2nd edition.
- [2] Caranicolas, N.D., Zotos, E.E., 2010, *Astronomische Nachrichten* 331(3), 330.
- [3] Caranicolas, N.D., Zotos, E.E., 2011, *Research in Astronomy and Astrophysics* 11(7), 811.
- [4] Karanis G.I., Vozikis, Ch.L., 2007, *Astronomische Nachrichten* 329(4), 403.
- [5] Kunihiro, I., Takahiro, T., et al., 2000, *ApJ* 528, 51.
- [6] Lichtenberg, A.J., Leiberman, M.A., 1992, *Regular and Chaotic Dynamics*, Springer; 2nd edition.
- [7] McLin, K., Stocke, J.T., et al., 2002, *ApJ* 574, L115.
- [8] Olling, R.P., Merrifield, M.R., 2000, *MNRAS* 311, 361.
- [9] Oppenheimer, N.C., Hambly, A.P., 2001, *Science* 292, 698.
- [10] Papadopoulos, N.J., Caranicolas, N.D., 2006, *New Astronomy* 12, 11.
- [11] Penton, S.V., Stocke, J.T., Shull, J.M., 2002, *ApJ* 565, 720.
- [12] Saito, N., Ichimura, A., 1979, *Stochastic Behavior in Classical and Quantum Hamiltonian Systems*, eds. G. Casati and J. Ford, Springer, Berlin, Heidelberg, New York p.137.
- [13] Steidel, C.C., Kollmeier, J.A., et al., 2002, *ApJ* 570, 526.
- [14] Wechsler, R.H., Bullock, J., et al., 2002, *ApJ* 568, 52.