

Simulation of radiation driven wind from disc galaxies

Indranil Chattopadhyay,^{1*} Mahavir Sharma,^{2†} Biman B. Nath,^{2‡} Dongsu Ryu³

1. *ARIES, Manora Peak, Nainital-263 129, Uttarakhand, India*

2. *Raman Research Institute, Sadashiva Nagar, Bangalore 560080, India*

3. *Department of Astronomy and Space Science, Chungnam National University, Republic of Korea*

20 November 2018

ABSTRACT

We present 2-D hydrodynamic simulation of rotating galactic winds driven by radiation. We study the structure and dynamics of the cool and/or warm component ($T \simeq 10^4$ K) which is mixed with dust. We have taken into account the total gravity of a galactic system that consists of a disc, a bulge and a dark matter halo. We find that the combined effect of gravity and radiation pressure from a realistic disc drives the gas away to a distance of ~ 5 kpc in ~ 37 Myr for typical galactic parameters. The outflow speed increases rapidly with the disc Eddington parameter $\Gamma_0 (= \kappa I / (2cG\Sigma))$ for $\Gamma_0 \geq 1.5$. We find that the rotation speed of the outflowing gas is $\lesssim 100$ km s⁻¹. The wind is confined in a cone which mostly consist of low angular momentum gas lifted from the central region.

Key words: galaxies: starburst – galaxies: intergalactic medium – galaxies: formation

1 INTRODUCTION

Many galaxies are observed to have moving extraplanar gas, generally termed as galactic superwinds (see Veilleux et al. 2005 for a recent review). Initial observations showed the H α emitting gas above the plane of M82 (e.g. Lynds & Sandage 1963). The advent of X-ray astronomy established yet another phase of galactic outflows, namely the hot plasma, emitting X-rays in the temperature range 0.3–2 keV (Strickland et al. 2004). Also recent observations have revealed the existence of molecular gas in these outflows (Veilleux et al. 2009, walter et al. 2002). Earlier observations were limited to local dwarf starburst galaxies that showed these winds. However, in recent years, the observations of outflows in Ultra Luminous Infra-red Galaxies (ULIGs) have extended the range of galaxies in which outflows are found (Martin 2005, Rupke et al. 2005, Rupke et al. 2002).

On the theoretical side, there have been speculations on winds from starburst galaxies (Burke 1968, Mathews & Baker 1971, Johnson & Axford 1971). In these models the large scale winds are a consequence of energy injection by multiple supernovae (Larson 1974, Chevalier & Clegg 1985, Dekel & Silk 1986, Heckman 2002). In the context of the multiphase structure of the outflows, the results of these theoretical models are more relevant for the X-ray emitting hot wind. On the other hand, observations of the cold out-

flows are better explained by the radiation driving (Murray et al. 2005, Martin 2005).

If only Thompson scattering is considered, then radiation from galaxies does not seem to be a reasonable wind driving candidate because opacities would be small; however one should consider that these winds are heavily enriched. Murray et al. 2005 proposed a wind driving mechanism based on the scattering of dust-grains by the photons from the galaxy (see also Chiao & Wickramasinghe 1972; Davies et al. 1998). This mechanism can be quite effective since the opacities in dust-photon scattering can be of the order of hundred cm²g⁻¹ and gas in turn, being coupled with the dust, is driven out of the galaxy if the galaxy possesses a certain critical luminosity. Bianchi & Ferrara (2005) argued that dust grains ejected from galaxies by radiation pressure can enrich the intergalactic medium. Nath & Silk (2009) then described a model of outflows with radiation and thermal pressure, in the context of outflows from Lyman break galaxies observed by Shapely et al. (2005). Murray et al. (2010) have also described a similar model in which radiation pressure is important for the first few million years of the starburst phase, after which SN heated hot gas pushes the outflowing material. Sharma & Nath (2011) have also shown that radiation pressure is important for outflows from high mass galaxies with a large SFR (with $v_c \geq 200$ km s⁻¹, SFR ≥ 100 M $_{\odot}$ yr⁻¹), particularly in ULIGs.

In this paper, we study the effect of radiation pressure in driving cold and/or warm gas outflows from disc galaxies with numerical simulations. Recently, Sharma et al. (2011) calculated the terminal speed of such a flow along the pole of

* indra@aries.res.in

† mahavir@rri.res.in

‡ biman@rri.res.in

a disc galaxy, taking into account the gravity of disc, stellar bulge and dark matter halo. They determined the minimum luminosity (or, equivalently, the maximum mass-to-light ratio of the disc) to drive a wind, and also showed that the terminal speed lies in the range of $2-4 V_c$ (where V_c is the rotation speed of the disc galaxy), consistent with observations (Rupke et al. 2005, Martin 2005), and the ansatz used by numerical simulations in order to explain the metal enrichment of the IGM (Oppenheimer et al. 2006). We investigate further the physical processes for a radiation driven wind. Rotation is yet another aspect of the winds that we address in our simulation. As the wind material is lifted from a rotating disc, it should be rotating inherently which is seen in observations as well (Greve 2004, Westmoquette et al. 2009, Sofue et al. 1992, Seaquist & Clark 2001, Walter et al. 2002).

Previous simulations of galactic outflows have considered the driving force of a hot ISM energized by the effects of supernovae (Kohji & Ikeuchi 1988; Tomisaka & Bregman 1993; Mac Low & Ferrara 1999; Suchkov et al. 1994, 1996; Strickland & Stevens 2000; Fragile et al. 2004; Cooper et al. 2008, Fujita et al. 2009). However the detailed physics of a radiatively driven galactic outflow is yet to be studied with a simulation. In this work, we study the dynamics of an irradiated gas above an axisymmetric disc galaxy by using hydrodynamical simulation. Recently Hopkins et al. (2011) have explored the relative roles of radiation and supernovae heating in galactic outflows, and studied the feedback on the star formation history of the galaxy. Our goal here is different in the sense that we focus on the structure and dynamics, particularly the effect of rotation, of the wind. In order to disentangle the effects of various processes involved, we intentionally keep the physical model simple. For example, we begin with a constant density and surface brightness disk, then study the effect of a radial density and radiation profile, and finally introduce rotation of the disk, in order to understand the effect of each detail separately, instead of performing one single simulation with many details put together.

2 GRAVITATIONAL AND RADIATION FIELDS

The main driving force is radiation force and the containing force is due to gravity. We take the system to be composed of three components disc, bulge & dark matter halo. We describe the forces due to these three constituents below. We take a thin galactic disc and a spherical bulge. All these forces are given in cylindrical coordinates because we solve the fluid equations in cylindrical geometry.

2.1 Gravitational field from the disc

Consider a thin axisymmetric disc in $r\phi$ plane with surface mass density $\Sigma(r)$. As derived in the Appendix, the vertical and radial components of gravity due to the disc material at a point Q above the disc with coordinates $(r, 0, z)$, are given by

$$f_{disc,z} = \int_{\phi_l} \int_{r_l} d\phi_l dr_l \frac{zG\Sigma(r_l) r_l}{[r^2 + z^2 + r_l^2 - 2rr_l \cos\phi_l]^{3/2}}$$

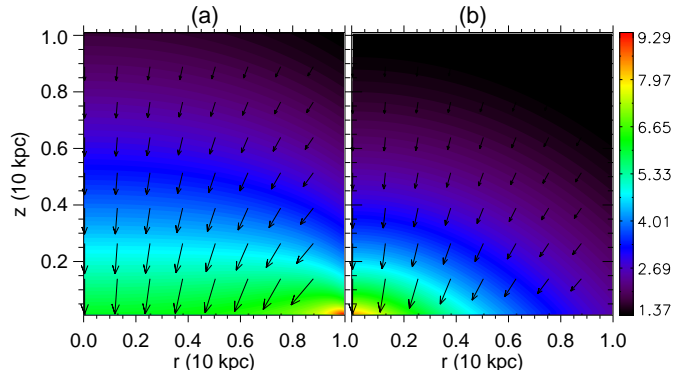


Figure 1. Magnitude of gravitational force of the (a) uniform disc (UD) (b) exponential disc (ED) in colours with direction in arrows. Values are in the units of $G\Sigma_0 (= 4.5 \times 10^{-9})$ dyne.

$$f_{disc,r} = \int_{\phi_l} \int_{r_l} d\phi_l dr_l \frac{(r - r_l \cos\phi_l) G\Sigma(r_l) r_l}{[r^2 + z^2 + r_l^2 - 2rr_l \cos\phi_l]^{3/2}} \quad (1)$$

The azimuthal coordinate of Q is taken to be zero, because of axisymmetry. The integration limit for $\phi_l = 0$ to 2π .

We consider two types of disc in our simulations, one with uniform surface mass density and radius r_d (UD), and another with an exponential distribution of surface mass density (ED) with a scale radius r_s . The surface mass density of uniform surface density disc (*i. e.*, UD) is

$$\Sigma = \Sigma_0 = \text{constant} \quad (2)$$

and in the case of a disc with exponentially falling density distribution (ED)

$$\Sigma = \tilde{\Sigma}_0 \exp(-r_l/r_s), \quad r_s \equiv \text{scale length}. \quad (3)$$

In case of UD (eqn 2), the integration limit would be $r_l = 0$ to r_d , while for ED (eqn 3), the limits of the integration run from $r_l = 0$ to ∞ . Numerically this means, we integrate up to a large number, increasing which will not change the gravitational field by any significant amount. We have chosen the Σ s in such a way that the total disc mass remains same for the UD or ED. Therefore,

$$\tilde{\Sigma}_0 = \frac{\Sigma_0}{2} \left(\frac{r_d}{r_s} \right)^2. \quad (4)$$

In Figure 1, we plot the contours of gravitational field strength and its direction vectors due to a UD (left panel), and that for the ED (right panel). Interestingly, discs with same mass but different surface density distributions, produces different gravitational fields. For the UD the gravitational field is not spherical and the gravitational acceleration is maximum at the edge of the disc. On the other hand, the field due to ED is closer to spherical configuration with the maximum being closer to the centre of the disc and falling off outwards.

2.2 Bulge and the dark matter halo

We consider a bulge with a spherical mass distribution and constant density, with mass M_b and radius r_b . The radiation force due to the bulge is negligible as it mostly hosts the old stars. The gravitational force of the bulge is given by

$$f_{bulge,r} = \begin{cases} -\frac{GM_b r}{r_b^3} & \text{if } R < r_b \\ -\frac{GM_b r}{R^3} & \text{otherwise} \end{cases} \quad (5)$$

$$f_{bulge,z} = \begin{cases} -\frac{GM_b z}{r_b^3}, & \text{if } R < r_b \\ -\frac{GM_b z}{R^3}, & \text{otherwise} \end{cases} \quad (6)$$

where $R = \sqrt{r^2 + z^2}$.

We consider a NFW halo with a scaling with disc mass as given by Mo, Mao and White (1998; hereafter referred to as MMW98) where the total halo mass is ~ 20 times the total disc mass. The mass of an NFW halo has the following functional dependence on R

$$M(R) = 4\pi\rho_{crit}\delta_0 R_s^3 \left[\ln(1 + cx) - \frac{cx}{1 + cx} \right] \quad (7)$$

where $x = \frac{R}{R_{200}}$, $c = \frac{R_{200}}{R_s}$, $\delta_0 = \frac{200}{3} \frac{c^3}{\ln(1+c) - c/(1+c)}$. Here ρ_{crit} is the critical density of the universe at present epoch, R_s is scale radius of NFW halo and R_{200} is the limiting radius of virialized halo within which the average density is $200\rho_{crit}$. This mass distribution corresponds to the following potential,

$$\Phi_{NFW} = -4\pi\rho_{crit}\delta_0 R_s^3 \left[\ln(1 + R/R_s)/R \right] \quad (8)$$

The gravitational force due to the dark matter halo is therefore given by,

$$\begin{aligned} f_{halo,r} &= -\frac{\partial\Phi_{NFW}}{\partial r} = -\frac{r GM(R)}{(r^2 + z^2)^{3/2}}; \\ f_{halo,z} &= -\frac{\partial\Phi_{NFW}}{\partial z} = -\frac{z GM(R)}{(r^2 + z^2)^{3/2}}. \end{aligned} \quad (9)$$

The net gravitational acceleration is therefore given by

$$\begin{aligned} F_{grav,r} &= f_{disc,r} + f_{bulge,r} + f_{halo,r} = G\Sigma_0 f_{g,r}(r, z) \quad (10) \\ F_{grav,z} &= f_{disc,z} + f_{bulge,z} + f_{halo,z} = G\Sigma_0 f_{g,z}(r, z). \end{aligned}$$

The gravitational field for both bulge and halo is spherical in nature, although, that due to the bulge maximises at r_b . However, the net gravitational field will depend on the relative strength of the three components. In Figure 2 (left panel), we plot the contours of total gravitational field strength due to the bulge, the halo and an UD. The non-spherical nature of the gravitational field is evident. A more interesting feature appears due to the bulge gravity. The net gravitational intensity maximizes in a spherical shell of radius $r_b (= 0.2L_{ref}$; see section §3.1). Therefore, there is a possibility of piling up of outflowing matter at around a height $z \sim r_b$ near the axis. In the right panel of Figure (2), we present the contours of net gravitational field due to an embedded exponential disc within a halo and a bulge.

2.3 Radiation from disc and the Eddington factor

We treat the force due to radiation pressure as it interacts with charged dust particles that are assumed to be strongly coupled to gas by Coulomb interactions and which drags the gas with it. The strength of the interaction is parameterized by the dust opacity κ which has the units $\text{cm}^2 \text{gm}^{-1}$.

Gravitational pull on the field point $Q(R, Z)$ due to the disc point $P(r', \phi', 0)$ is along the direction \vec{QP} (see

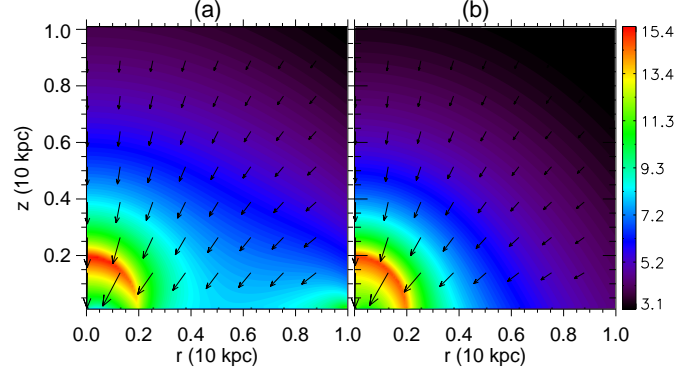


Figure 2. Total gravitational force of the (a) uniform disc (b) exponential disc in colors with direction in arrows. The values are in the same units as in Figure 1.

appendix). The difference in computing the radiation force arises due to the fact that one needs to account for the projection of the intensity at Q (for radiation force from more complicated disc, see Chattopadhyay 2005). For a disc with surface brightness $I(r)$, we can find the radiation force by replacing $G\Sigma(r)$ in eqn 1 by $I(r)\kappa/c$, and take into account the projection factor $z/\sqrt{r^2 + z^2 + r'^2 - 2rr'\cos\phi}$. Similar to the disc gravity, the net radiation force \vec{F}_{rad} at any point will have the radial component ($F_{rad,r}$) and the axial component ($F_{rad,z}$) and are given by,

$$\begin{aligned} F_{rad,r}(r, z) &= \frac{\kappa z}{c} \int \int \frac{d\phi dr' I(r')(r - r'\cos\phi) r'}{[r^2 + z^2 + r'^2 - 2rr'\cos\phi]^2} \quad (11) \\ &= \frac{\kappa I_0}{c} f_{r,r}(r, z) \end{aligned}$$

$$\begin{aligned} F_{rad,z}(r, z) &= \frac{\kappa z^2}{c} \int \int \frac{d\phi dr' I(r') r'}{[r^2 + z^2 + r'^2 - 2rr'\cos\phi]^2} \quad (12) \\ &= \frac{\kappa I_0}{c} f_{r,z}(r, z) \end{aligned}$$

Since we have two models for disc gravity, we also consider two forms of disc surface brightness.

$$I = I_0 = \text{constant, for UD} \quad (13)$$

and

$$I = \tilde{I}_0 \exp(-r'/r_s), \text{ for ED} \quad (14)$$

If the two disc types are to be compared for identical luminosity, then one finds

$$\tilde{I}_0 = \frac{I_0}{2} \left(\frac{r_d}{r_s} \right)^2. \quad (15)$$

The disc Eddington factor is defined as the ratio of the radiation force and the gravitational force (MQT05). In spherical geometry this factor is generally constant at each point because both gravity and radiation has an inverse square dependence on distance. Although in the case of a disc, the two forces have different behaviour, we can still define an Eddington parameter as $\Gamma = \frac{F_{rad}}{F_{grav}}$. In this case this parameter depends on the coordinates r, ϕ, z of the position under consideration. We can however define a parameter whose value is the Eddington factor at the centre of the disc, i.e.,

$$\Gamma_0 = \frac{\kappa I}{2cG\Sigma}. \quad (16)$$

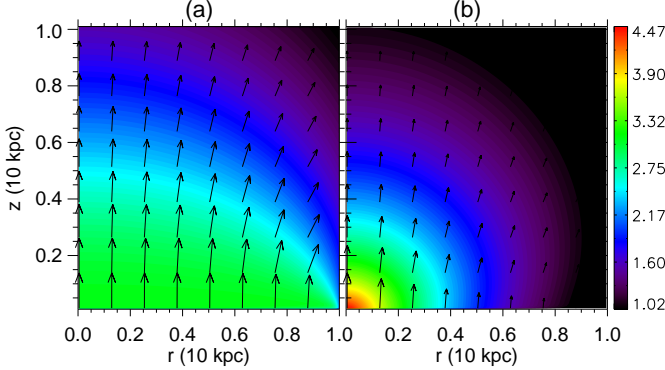


Figure 3. Magnitude of force due to radiation from the (a) uniform disc, (b) exponential disc for $\Gamma_0 = 0.5$, with arrows for direction.

If $\Gamma_0 = 1$, then the radiation and gravity of the disc will cancel each other at the centre of the disc. We will parameterize our results in terms of Γ_0 . Therefore, the components of the net external force due to gravity and radiation is given by

$$\begin{aligned}\mathcal{R}_r &= F_{grav,r} - F_{rad,r} = G\Sigma_0 (f_{g,r} - 2\Gamma_0 f_{r,r}) \\ \mathcal{R}_z &= F_{grav,z} - F_{rad,z} = G\Sigma_0 (f_{g,z} - 2\Gamma_0 f_{r,z})\end{aligned}\quad (17)$$

In Figure 3, we plot the contours of radiative acceleration from an UD, and the same from an ED. There is a significant difference between the radiation field above an ED and that above an UD. While the radiation field from an UD is largely vertical for small radii, but starts to diverge at the disc edge, at $r \sim r_d$. One can therefore expect that for high enough I , the wind trajectory will diverge. In case of ED, the radiation field above the inner portion of the disc is strong and decreases rapidly towards the outer disc.

3 NUMERICAL METHOD

The hydrodynamic equations have been solved in this paper by using the TVD (*i. e.*, Total Variation Diminishing) code, which has been quite exhaustively used in cosmological and accretion disc simulations (see, Ryu et al. 1993, Kang et al. 1994, Ryu et al. 1995, Molteni et al. 1996) and is based on a scheme originally developed by Harten (1983). We have solved the equations in cylindrical geometry in view of the axial symmetry of the problem. This code is based on an explicit, second order accurate scheme, and is obtained by first modifying the flux function and then applying a non-oscillatory first order accurate scheme to obtain a resulting second order accuracy (see, Harten 1983 and Ryu et al. 1993 for details).

The equations of motion which are being solved numerically in the non-dimensional form is given by

$$\frac{\partial \mathbf{q}}{\partial t} + \frac{1}{r} \frac{\partial (r\mathbf{F}_1)}{\partial r} + \frac{\partial \mathbf{F}_2}{\partial r} + \frac{\partial \mathbf{G}}{\partial z} = \mathbf{S} \quad (18)$$

where, the state vector is

$$\mathbf{q} = \begin{pmatrix} \rho \\ \rho v_r \\ \rho v_\phi \\ \rho v_z \\ E \end{pmatrix}, \quad (19)$$

and the fluxes are

$$\mathbf{F}_1 = \begin{pmatrix} \rho v_r \\ \rho v_r^2 \\ \rho v_r v_\phi \\ \rho v_z v_r \\ (E+p)v_r \end{pmatrix}, \quad \mathbf{F}_2 = \begin{pmatrix} 0 \\ p \\ 0 \\ 0 \\ 0 \end{pmatrix}, \quad \mathbf{G} = \begin{pmatrix} \rho v_z \\ \rho v_r v_z \\ \rho v_\phi v_z \\ \rho v_z^2 + p \\ (E+p)v_z \end{pmatrix} \quad (20)$$

and the source function is given by

$$\mathbf{S} = \begin{bmatrix} 0 \\ \frac{\rho v_\phi^2}{r} - \rho \mathcal{R}_r \\ -\frac{\rho v_r v_\phi}{r} \\ -\rho \mathcal{R}_z \\ -\rho [v_r \mathcal{R}_r + v_z \mathcal{R}_z] \end{bmatrix} \quad (21)$$

3.1 Initial and boundary conditions

We do not include the disc in our simulations and only consider the effect of disc radiation and total gravity on the gas being injected from the disc. We choose the disc mass to be $M_d = 10^{11} M_\odot$ and assume it to be the unit of mass (*i. e.*, M_{ref}). The unit of length (*i. e.*, L_{ref}) and velocity (*i. e.*, v_{ref}) are $r_d = 10$ kpc and $v_c = 200$ km s $^{-1}$, respectively. Therefore, the unit of time is $t_{ref} = 48.8$ Myr. We introduce a normalization parameter ξ such that $GM_d/v_c^2 = \xi r_d$, which turns out to be $\xi = 1.08$. Hence the unit of density is $\rho_{ref} = 6.77 \times 10^{-24}$ g cm $^{-3}$ ($\sim 4m_p$ cm $^{-3}$). All the flow variables have been made non-dimensional by the choice of unit system mentioned above.

It is important to choose an appropriate initial condition to study the relevant physical phenomenon. We note that previous simulations of galactic outflows have considered a variety of gravitational potential and initial ISM configurations. For example, Cooper et al. (2008) considered the potential of a spherical stellar bulge and an analytical expression for disc potential, but no dark matter halo, and an ISM that is stratified in z -direction with an effective sound speed that is ~ 5 times the normal gas sound speed. Suchkov et al. (1994) considered the potential of a spherical bulge and a dark matter halo and an initial ISM that is spherically stratified. Fragile et al. (2004) considered a spherical halo and a z -stratified ISM. However, in a recent simulation of outflows driven by supernovae from disc galaxies, Dubois & Teyssier (2008) found that the outflowing gas has to contend with infalling material from halo, which inhibits the outflow for a few Gyr. Fujita et al. (2004) also studied outflows from pre-formed disc galaxies in the presence of a cosmological infall of matter.

We choose a z -stratified gas to fill the simulation box, with a scale height of 100 pc. For the M_2 and M_3 case (of exponential disc), we also assume a radial profile for the initial gas, with a scale length of 5 kpc. For the M_3 case, we further assume this gas to rotate with v_ϕ decreasing with a scale height of 5 kpc. These values are consistent with the observations of Dickey & Lockman (1990) and Savage et al. (1997) for the warm neutral gas ($T \sim 10^4$ K) in Milky Way. We note that although the scale height for the warm neutral gas in our Galaxy is ~ 400 pc at the solar vicinity, this is expected to be smaller in the central region because of strong gravity due to bulge. The density of the gas just above the disc is assumed to be 0.1 particles/cc (0.025 in simulation units).

Furthermore, the adiabatic index of the gas is 5/3 and

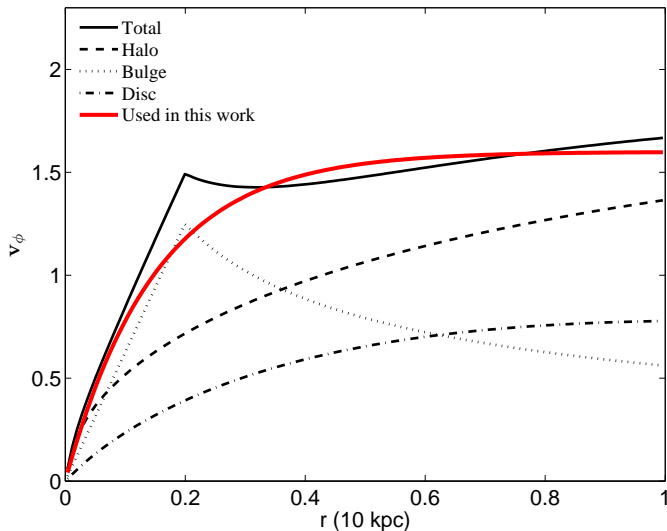


Figure 4. Rotation curves corresponding to the gravitational fields of an exponential disc, bulge and halo are shown here in the units of $v_{ref} [= 200 \text{ km s}^{-1}]$, along with the total rotation curve. The approximation used in our simulation is shown by thick red line.

the gas is assumed initially to be at the same temperature corresponding to an initial sound speed $c_s(ini) = 0.1v_{ref}$, a value which is consistent with the values in our Galaxy for the warm ionized gas with sound speed $\sim 18 \text{ km s}^{-1}$.

Our computation domain is $r_d \times r_d$ in the $r-z$ plane, with a resolution 512×512 cells. The size of individual computational cell is $\sim 20 \text{ pc}$. We have imposed reflective boundary condition around the axis and zero rotational velocity on the axis. Continuous boundary conditions are imposed at $r = r_d$ and $z = r_d$. The lower boundary is slightly above the galactic disc with an offset $z_0 = 0.01$. We impose fixed boundary condition at lower z boundary. The velocity of the injected matter is $v_z(r, z_0) = v_0 = 10^{-5}v_{ref}$, and its density is given by,

$$\begin{aligned} \rho(r, z_0) &= \rho_{z_0}, \text{ for UD} \\ &= \rho_{z_0} \exp\left(-\frac{r}{r_s}\right), \text{ for ED.} \end{aligned} \quad (22)$$

The density of the injected matter at the base $\rho_{z_0} = 0.025$ (corresponding to 0.1 protons per cc).

For the case of exponential disc with rotation (M_3), we assume for the injected matter to have an angular momentum corresponding to an equilibrium rotation profile. We show in Figure 4 the rotation curves at $z = 0$ for all components (disc, bulge and halo) separately and the total rotation curve. We use the following approximation (shown by thick red line in Figure 4) which matches the total rotation curve,

$$v_\phi(r, z_0) = 1.6 v_c [1 - \exp(-r/0.15r_d)]. \quad (23)$$

We assume a bulge of mass $M_b = 0.1M_{ref}$ and radius $r_b = 0.2L_{ref}$. The scale radius for NFW halo (R_s) is determined for a halo mass $M_h = 20M_d$, as prescribed by MMW98. The corresponding disc scale radius is found to be $r_s \sim 5.8 \text{ kpc}$, again using MMW98 prescriptions. Therefore we set the disc scale length for the ED case to be $r_s \sim 0.58L_{ref}$.

The above initial conditions have been chosen to satisfy

Table 1. Models.

| Model name | Γ_0 | v_ϕ | Disc type |
|------------|------------|----------|-----------|
| M_1 | 2.0 | 0.0 | UD |
| M_2 | 2.0 | 0.0 | ED |
| M_3 | 2.0 | 1.0 | ED |

the following requirements in order to sustain a radiatively driven wind as simulated here.

(i) The strong coupling between dust grains and gas particles require that there are of order $\sim m_d/m_p$ number of collisions between protons and dust grains of mass $m_d \sim 10^{-14} \text{ g}$, for size $a \sim 0.1 \mu\text{m}$ with density $\sim 3 \text{ g cm}^{-3}$. To ensure sufficient number of collisions, the number density of gas particles should be $n \geq \frac{m_d}{m_p} \frac{1}{\pi a^2} \frac{1}{L_{ref}} \sim 10^{-3} \text{ cm}^{-3}$, for $L_{ref} = 10 \text{ kpc}$.

(ii) The time scale for radiative cooling of the gas, assumed to be at $T \sim 10^4 \text{ K}$, is $t_{cool} \sim \frac{1.5kT}{n\Lambda}$, where $\Lambda \sim 10^{-23} \text{ erg cm}^3 \text{ s}^{-1}$ (Sutherland & Dopita 1993; Table 6) for solar metallicity. The typical density filling up the wind cone in the realistic case (M_3) is $\sim 10^{-3}-10^{-4} \text{ cm}^{-3}$, which gives $t_{cool} \sim 8-80 \text{ Myr}$ and the dynamical time scale of the wind is $t_{ref} \sim 50 \text{ Myr}$. Hence radiative cooling is marginally important and we will address the issue of radiative cooling in a future paper.

(iii) Radiative transfer effects are negligible since the total opacity along a vertical column of length L_{ref} is $\kappa(nm_p)L_{ref} \sim 0.003$, for $n \sim 10^{-3} \text{ cm}^{-3}$ and $\kappa \sim 100 \text{ cm}^2 \text{ g}^{-1}$.

(iv) The mediation of the radiation force by dust grains also implies that the gas cannot be too hot for the dust grains to be sputtered. The sputtering radius of grains embedded in even in a hot gas of temperature $T \sim 10^5 \text{ K}$ is $\sim 0.05(n/0.1/\text{cc}) \mu\text{m}$ in a time scale of 100 Myr (Tielens et al. 1994), and this effect is not important for the temperature and density considered here.

3.2 Simulation set up

We present 3 models with parameters listed in the Table 1. The initial condition for all the models are described in §3.1. The boundary condition is essentially same, except that the mass flux into the computational domain from the lower z boundary depends on the type of disc. As has been mentioned in section 3.1, we keep the velocity of injected matter very low, $v_z(r, z_0) = v_z(ini) = 10^{-5}v_{ref}$, so that it does not affect the dynamics. The three models have been constructed by a combination of different values of three parameters Γ_0 , v_ϕ and the distribution of the density in the disc. Model M_3 has been run for different values of Γ_0 , to ascertain the effect of radiation.

4 RESULTS

In Figure 5, we present the model M_1 for a constant surface density disc (UD). The density contour and the velocity vec-

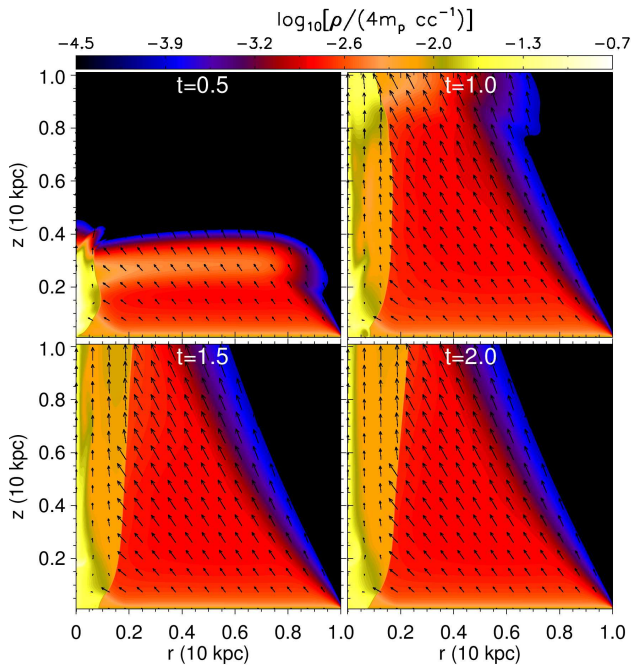


Figure 5. M_1 : Logarithmic density contours for radiation driven wind from UD for four snapshots running up to $t = 98$ Myr, with velocity vectors shown with arrows. Densities are colour-coded according to the computational unit of density, $6.7 \times 10^{-24} \text{ cm}^{-3} \sim 4m_p \text{ cm}^{-3}$.

tors for the wind are shown in four snapshots in Figure (5) upto a time $t = 98$ Myr (corresponding to $t = 2$ in computational time units). There are a few aspects of the gaseous flow that we should note here. Firstly, the disc and the outflowing gas in this case has no rotation ($v_\phi = 0$). In the absence of the centrifugal force due to rotation which might have reduced the radial gravitational force, there is a net radial force driving the gas inward. At the same time, the radiation force, here characterized by $\Gamma_0 = 2$, propels the gas upward (the radial component of radiation being weak). The net result after a few Myr is that the gas in the region near the pole moves in the positive z direction, and there is a density enhancement inside a cone around the pole, away from which the density and velocities decrease.

Also, because of the strong gravity of the bulge, the gas tends to get trapped inside the bulge region, and even the gas at larger r tends to get dragged towards the axis. This region puffs due to accumulation of matter. Ultimately the radiative force drives matter outwards in the form of a plume.

Next, we change the disc mass distribution and simulate the case of wind driven out of an exponential disc (ED). We show the results in Figure 6. Since both gravity and radiation forces in this case of exponential disc are quasi-spherical in nature, therefore in the final snapshot the flow appears to follow almost radial streamlines. Although in the vicinity of the disc, the injected matter still falls towards the axis, but this is not seen at large height as was seen in the previous case of M_1 . This makes the wind cone of rising gas more diverging than in the case of UD (M_1).

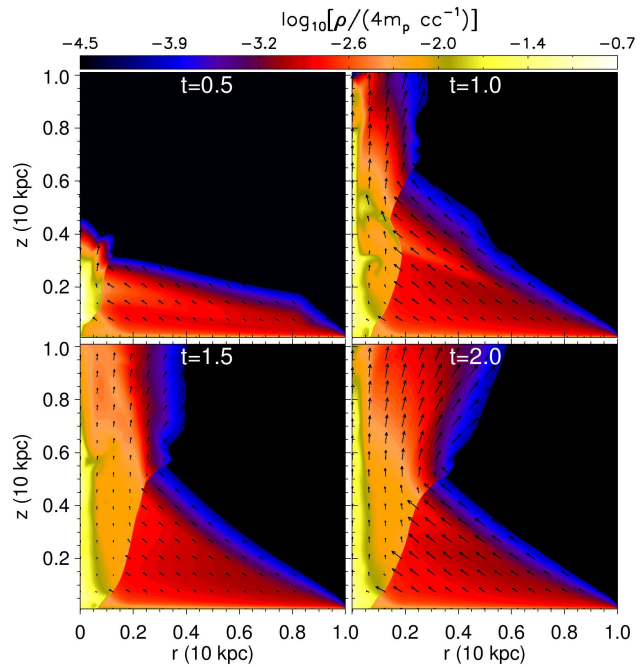


Figure 6. M_2 : Logarithmic density contours for radiation driven wind from ED for four snapshots running up to $t = 98$ Myr, with velocity vectors shown with arrows.

4.1 Rotating wind from exponential disc

The direction of the fluid flow in M_1 and M_2 is by and large towards the axis, and this flow is mitigated in the presence of rotation in the disc and injected gas. In the next model M_3 , we consider rotating matter being injected into the computational domain and which follows a v_ϕ distribution given by Eq. (23). This is reasonable to assume since the disc from which the wind is supposed to blow, is itself rotating. In M_3 , we simulate rotating gas being injected above a ED and being driven by a radiation force of $\Gamma_0 = 2$. We present nine snapshots of the M_3 case in Figure 7.

The first six snapshots of Figure 7 show the essential dynamics of the outflowing gas. The fast rotating matter from the outer disc is driven outward because the radial gravity component is balanced by rotation. Near the central region, rotation is small and also the radial force components are small. Therefore the gas is mostly driven vertically. The injected gas reaches a vertical height of ~ 5 kpc in a time scale of ~ 37 Myr ($t=0.75$). The flow reaches a steady state after ~ 60 Myr ($t=1.25$). In the steady state we find a rotating and mildly divergent wind.

We show the azimuthal velocity contours in Figure 8 in colour for the fully developed wind (last snapshot in M_3), and superpose on it the contour lines of ρ . The density contours clearly show a conical structure for outflowing gas. The rotation speed of the gas peaks at the periphery of the cone, and is of order ~ 50 – 100 km s^{-1} . Compared to the disc rotation speed, the rotation speed of the wind region is somewhat smaller. In other words, we find the wind mostly consisting of low-angular momentum gas lifted from the disc.

We plot the velocity of gas close to the axis in Figure 9 for different times in this model (M_3), using $\mathbf{v}(0, z) \sim v_z(0^+, z)$. The velocity profile in the snapshots at earlier

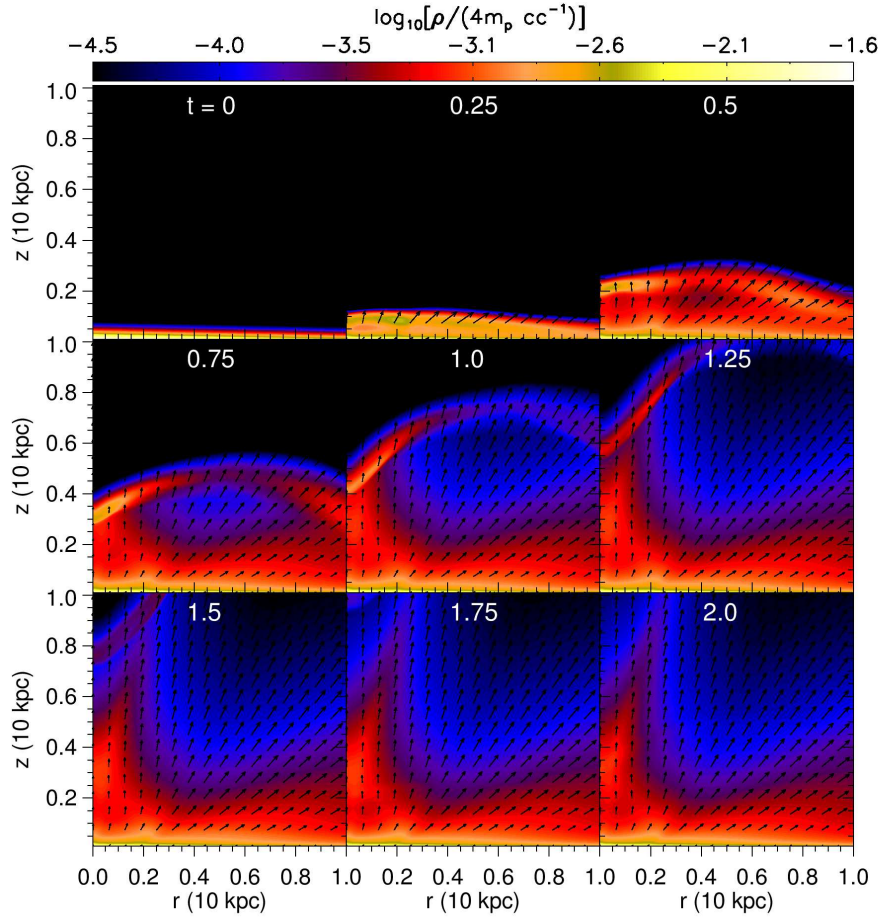


Figure 7. M_3 : Contours of $\log_{10}(\rho)$ and \mathbf{v} -field of radiation driven wind with $\Gamma_0 = 2.0$ from an ED. $t = 2$ corresponds to 98 Myr.

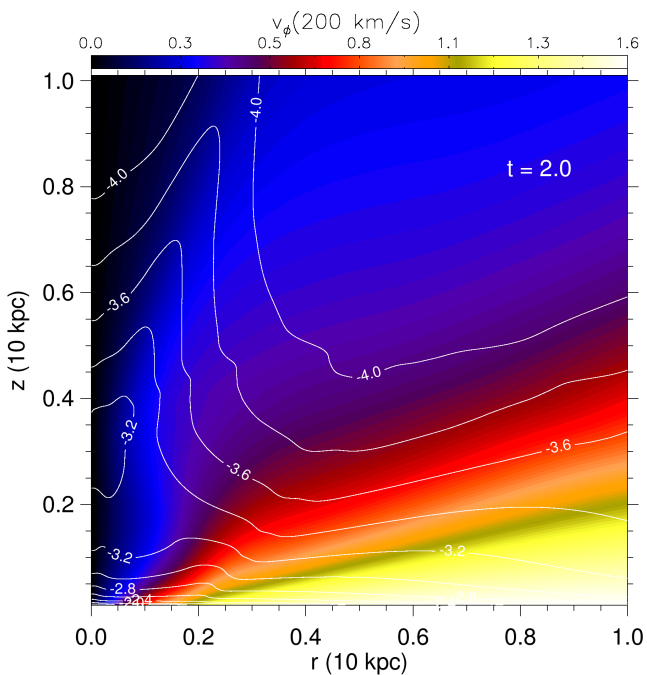


Figure 8. The rotation velocity v_ϕ for the case M_3 at a time of 98 Myr is shown in colours. Contour lines of $\log_{10}(\rho)$ are plotted over it.

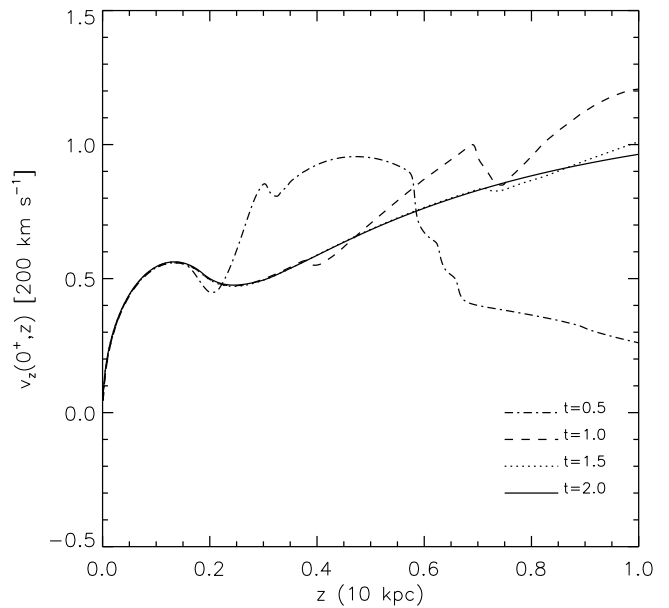


Figure 9. The axial velocity $v_z(0^+, z)$ with z at different time steps for the model M_3 . $t = 2.0$ corresponds to a time of 98 Myr.

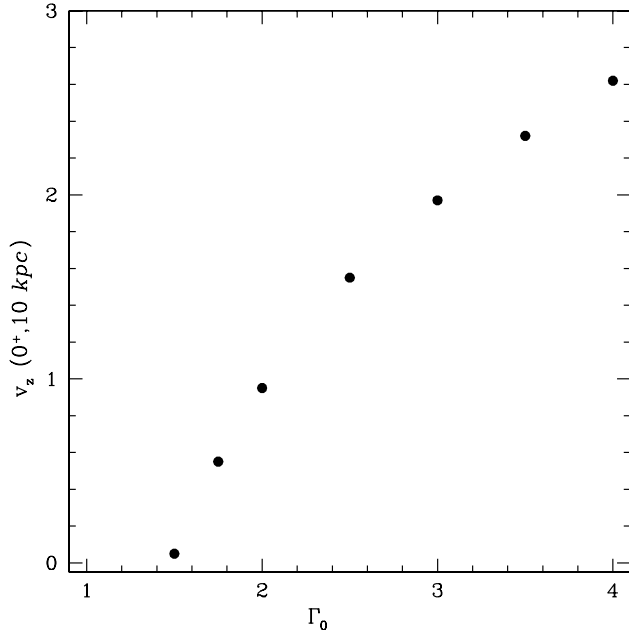


Figure 10. The axial velocity $v_z(0^+, 10 \text{ kpc})$ in simulation units $v_{ref} = 200 \text{ km s}^{-1}$ with Γ_0 , at a time $t \sim 10^2 \text{ Myr}$.

time fluctuates at different height, but becomes steady after $t \geq 1.5$, as does the density profile.

We have run this particular case of ED with rotation (model M₃) for different values of Γ_0 . In order to illustrate the results of these runs, we plot the z -component of velocity ($v_z(0^+, 10 \text{ kpc})$) at 10 kpc and at simulation time, $t = 2$ as a function of Γ_0 in Figure 10. We find that significant wind velocities are obtained for $\Gamma_0 \gtrsim 1.5$ and wind velocities appear to rise linearly with Γ_0 after this critical value is achieved. Sharma et al. (2011) found this critical value to be $\Gamma_0 \sim 2$ for a constant density disc and wind launched above the bulge. For the realistic case of an exponential disc, we find in the present simulation the critical value to be somewhat smaller than but close to the analytical result. The important point is that the critical Γ_0 is not unity. This is because the parameter Γ_0 is not a true Eddington parameter since it is defined in terms of disc gravity and radiation, whereas halo and bulge also contribute to gravity.

5 DISCUSSIONS

Our simulation differs from earlier works (e.g. Suchkov et al. 1994) mainly in that we specifically target warm outflows and the driving force is radiation pressure. Most of the previous simulations of galactic wind have used energy injected from supernovae blasts as a driving force. However, with the ideas presented in Murray et al. (2005), which worked out the case of radiation pressure in a spherical symmetric set-up, it becomes important to study the physics of this model in an axisymmetric set up, as has been done analytically by Sharma et al. (2011) (see also, Zhang & Thompson 2010). Also we have tried to capture all features of a typical disc galaxy like a bulge and a dark matter halo, and a rotating disc. Recent analytical works (Sharma & Nath 2011) and simulations (Hopkins et al. 2011) have shown that outflows

from massive galaxies ($M_{halo} \geq 10^{12} M_\odot$) have different characteristics than those from low mass galaxies. Outflows from massive galaxies are mostly driven by radiation pressure and the fraction of cold gas in the halos of massive galaxies is large (van de Voort & Schaye 2011). Our simulations presented here addresses these outflows in particular.

We have parameterized our simulation runs with the disc Eddington factor Γ_0 , and it is important to know the corresponding luminosity for a typical disc galaxy, or the equivalent star formation rate. For a typical opacity of a dust and gas mixture ($\kappa \sim 200 \text{ cm}^2 \text{ g}^{-1}$) (Draine 2011), the corresponding mass-to-light ratio requirement for $\Gamma_0 \gtrsim 1.5$ is that $M/L \leq 0.03$. Sharma et al. (2011) showed that for the case of an instantaneous star formation, $\Gamma_0 \gtrsim 2$ is possible for an initial period of $\sim 10 \text{ Myr}$ after the starburst. However for a continuous star formation, which is more realistic for disc galaxies, Sharma & Nath (2011) found that only ultra luminous infrared galaxies (ULIGs), with star formation rate larger than $\sim 100 M_\odot \text{ yr}^{-1}$ and which are also massive, are suitable candidates for such large values of Γ_0 , and for radiatively driven winds.

The results presented in the previous sections show that the outflowing gas within the central region of a few kpc tends to stay close to the pole, and does not move outwards because of its low angular momentum. This makes the outflow somewhat collimated. Although outflows driven by SN heated hot wind also produces a conical structure (e.g., Fragile et al. 2004) emanating from a breakout point of the SN remnants, there is a qualitative difference between this case and that of radiatively driven winds as presented in our simulations. While it is the pressure of the hot gas that expands gradually as it comes out of a stratified atmosphere, in the case of a radiation driven wind, it is the combination of mostly the lack of rotation and almost vertical radiation driving force in the central region that produce the collimation effect.

We also note that the conical structure of rotation in the outflowing gas is similar to the case of outflow in M82 (Greve 2004), where one observes a diverging and rotating periphery of conical outflow.

We have not considered radiative cooling in our simulations, since for typical density in the wind the radiative cooling time is shorter or comparable than the dynamical time. However, there are regions of higher density close to the base and radiative cooling can be important there. We will address this point in a future paper.

From our results of the exponential and rotating disc model, we find the wind comprising of low-angular momentum gas lifted from the disc. It is interesting to note that recent simulations of supernovae driven winds have also claimed a similar result (Governato et al. 2010). Such loss of low angular momentum gas from the disc may have important implication for the formation and evolution of the bulge, since the bulge population is deficient in stars with low specific angular momentum. Binney, Gerhard & Silk (2001) have speculated that outflows from disc that preferentially removes low angular momentum material may resolve some discrepancies between observed properties of disc and results of numerical simulations.

As a caveat, we should finally note that the scope and predictions of our simulation is limited by the simple model of disc radiation adopted here. In reality, radiation from disks

is likely to be confined in the vicinity of star clusters, and not spread throughout the disk as we have assumed here. This is likely to increase the efficacy of radiation pressure, but which is not possible within the scope of an axisymmetric simulation.

6 SUMMARY

We have presented the results of hydrodynamical (Eulerian) simulations of radiation driven winds from disc galaxies. After studying the cases of winds from a constant surface density disc and exponential disc without rotation, we have studied a rotating outflow originating from an exponential disc with rotation. We find that the outflow speed increases rapidly with the disc Eddington parameter $\Gamma_0 = \kappa I / (2cG\Sigma)$ for $\Gamma_0 \geq 1.5$, consistent with theoretical expectations. The density structure of the outflow has a conical appearance, and most of the outflowing gas consists of low angular momentum gas.

We thank Yuri Shchekinov for constructive comments and critical reading of the manuscript. IC acknowledges the hospitality of the Astronomy and Astrophysics Group of Raman Research Institute, where the present work was conceived. DR was supported by National Research Foundation of Korea through grant 2007-0093860.

REFERENCES

- Bianchi, S., Ferrara, A. 2005, MNRAS, 358, 379
 Binney, J., Gerhard, O., Silk, J. 2001 MNRAS, 321, 471
 Burke, A. J. 1968, MNRAS, 140, 241
 Chattopadhyay, I. 2005, MNRAS, 356, 145
 Chevalier, R. A., Clegg, A. W., 1985, Nature, 317, 44
 Chiao, R. Y., Wickramasinghe, N. C., 1972, MNRAS, 159, 361
 Cooper, J. L., Bicknell, G. V., Sutherland, R. S., Bland-Hawthorn, J. 2008, ApJ, 674, 157
 Davé, R., Finlator, K., Oppenheimer, B. D. 2006, MNRAS, 370, 273
 Davies, J. I., Alton, P., Bianchi, S., Trewhella, M. 1998, MNRAS, 300, 1006
 Dekel, A., Silk, J. 1986 ApJ, 303, 39
 Dickey, J. M., Lockman, F. J. 1990, ARA&A, 28, 215
 Draine, B. T. 2011, ApJ, 732, 100
 Dubois, Y., Teyssier, R. 2008 A&A, 477, 79
 Fragile, P. C., Murray, S. D., Lin, D. N. C. 2004, ApJ, 617, 1077
 Fujita, A., Mac Low, M., Ferrara, A., Meiksin, A. 2004, ApJ, 613, 159
 Fujita, A., Martin, C. L., Mac Low, M., Kimberly, C. B., Weaver, R. 2009, ApJ, 698, 693
 Governato et. al. 2010, Nature, 463, 203
 Greve, A. 2004, A&A, 416, 67
 Harten, A. 1983, J. Comput. Phys., 49, 357
 Heckman, T. M. 2002, Extragalactic Gas at Low Redshift (ASP Conf. Ser. 254), ed. J. S. Mulchaey & J. T. Stocke (San Francisco, CA: ASP), 292
 Hopkins, P. F., Quataert, E., Murray, N. 2011, preprint (arXiv:1110.4638)
 Johnson, H. E., Axford, J. I. 1971 ApJ, 165, 381
 Kang, H., Ostriker, J. P., Cen R., Ryu, D., Hernquist, L., Evrard, A. E., Bryan G. L., & Norman, M. L. 1994, ApJ, 430, 83
 Kohji, T., Ikeuchi, S. 1988, ApJ, 330, 695
 Larson, R. B. 1974, MNRAS, 169, 229
 Lynds C., Sandage A. 1963 ApJ, 137, 1005
 Mac Low, M., Ferrara, A. 1999, ApJ, 513, 142
 Martin, C. L. 2005, ApJ, 621, 227
 Mathews, W. G., Baker, R. G. 1971, ApJ, 170, 241
 Mo, H. J., Mao, S., White, S. D. M. 1998, MNRAS, 295, 319 (MMW98)
 Molteni, D., Ryu, D., Chakrabarti, S. K. 1996, ApJ, 470, 460
 Murray, N., Quataert, Q. & Thompson, T. A. 2005, ApJ, 618, 569
 Murray, N., Ménard, B., Thompson, T. A. 2011, ApJ, 735, 66
 Nath, B. B. & Silk, J. 2009, MNRAS, 396, L90
 Navarro, J. F., Frenk, C. S., White, S. D. M. 1997, ApJ, 490, 493
 Oppenheimer, B. D., Davé, R. 2006, MNRAS, 373, 1265
 Rupke, D. S., Veilleux, S., Sanders, D. B. 2005, ApJS, 160, 115
 Rupke, D. S., Veilleux, S., Sanders, D. B. 2002, ApJ, 570, 588
 Ryu, D., Ostriker, J. P., Kang, H., Cen, R., 1993, ApJ, 414, 1
 Savage, B. D., Sembach, K. R., Lu, L. 1997, AJ, 113, 2158
 Seaquist, E. R., Clark, J. 2001, ApJ, 552, 133
 Shapley, A. E., Steidel, C. C., Pettini, M. & Adelberger K. L. 2003, ApJ, 588, 65
 Sharma, M., Nath, B. B., Shchekinov, Y. 2011, ApJ, 736, L27
 Sharma, M., Nath, B. B. 2011, preprint (arXiv:1112.3447)
 Sofue, Y., Reuter, H. P., Krause, M., Wielebinski, R., Nakai, N. 1992, ApJ, 395, 126
 Strickland, D. K., Stevens, I. R. 2000, ApJ, 314, 511
 Strickland, D.K., Heckman, T.M., Colbert, E.J.M., Hoopes, C.G., Weaver, K.A. 2004 ApJS, 151, 153
 Suchkov, A. A., Berman, V. G., Heckman, T. M., Balsara, D. S. 1994, ApJ, 430, 511
 Suchkov, A. A., Berman, V. G., Heckman, T. M., Balsara, D. S. 1996, ApJ, 463, 528
 Sutherland, R. M., Dopita, M. A. 1993, ApJS, 88, 253
 Tielens, A. G. G. M., McKee, C. F., Seab, C. G., Hollenbach, D. J. 1994, ApJ, 431, 321
 Tomisaka, K., Bregman, J. N. 1993, PASJ, 45, 513
 van de Voort, F., Schaye, J. 2011, preprint (arXiv:1111.5039)
 Veilleux S., Cecil G., Bland-Hawthorn J., 2005, ARA&A, 43, 769
 Veilleux S., Rupke, D. S. N., Swaters, R. 2009, ApJ, 700, L149
 Walter, F., Weiss, A., Scoville, N. 2002, ApJ, 580, L21
 Wesmoquette et al., 2009, ApJ, 696, 192
 Zhang, D., Thompson, T. A. 2010, preprint(arXiv:1005.4691)

