

Rare top decay $t \rightarrow c\bar{l}$ as a probe of new physics

J.L. Díaz-Cruz and A. Diaz-Furlong

*Cuerpo Académico de Partículas, Campos y Relatividad Facultad de Ciencias Físico-Matemáticas,
BUAP. Apdo. Postal 1364, C.P. 72000 Puebla, Pue., México*

R. Gaitán-Lozano and J.H. Montes de Oca Y.*

Departamento de Física, FES-Cuautitlan, UNAM, C.P. 54770, Estado de México, México

The rare top decay $t \rightarrow c\bar{l}$, which involves flavor violation, is studied as a possible probe of new physics. This decay is analyzed with the simplest Standard Model extensions with additional gauge symmetry formalism. The considered extension is the Left-Right Symmetric Model, including a new neutral gauge boson Z' that allows to obtain the decay at tree level through Flavor Changing Neutral Currents (FCNC) couplings. The neutral gauge boson couplings are considered diagonal but family non-universal in order to induce these FCNC. We find the $BR(t \rightarrow c\bar{l}) \sim 10^{-13}$ for a range $1 \text{ TeV} \leq M_{Z'} \leq 3 \text{ TeV}$.

PACS numbers: 12.60.Fr, 12.15.Mm, 14.80.Cp

I. INTRODUCTION

The last year we have witnessed the impressive work of LHC, which has reached a luminosity that has allowed to test the Standard Model (SM) at extraordinary levels [1]. In particular, LHC has provided notable bounds on the SM Higgs boson mass [2]. After the discovery of the top quark at Fermilab Tevatron Collider, experimental attention has been turned on the examination of its production mechanisms and decay properties. Within the SM, the top quark production cross section is evaluated with an uncertainty of the order of $\sim 15\%$, while it is assumed to decay to a W boson and a b quark almost 100% of the time. With higher energy, as planned, the LHC will also become an amazing top factory, allowing to test the top properties, its couplings to SM channels and rare decays. Because about $10^7 - 10^8$ top pairs will be produced per year, rare decays with B.R. of order $10^{-5} - 10^{-6}$ may be detectable, depending on the signal. For the W boson coupling to fermion pairs ($td_i W^\pm$), the structure is proportional to the CKM element V_{td_i} in the framework of the SM. Therefore, the decay $t \rightarrow b + W$ dominates its branching ratio. Radiative corrections to this mode are of order 10% and are difficult to detect at hadron collider, but may be at the reach of the International Linear Collider (ILC). Top quark decays from Flavor Changing Neutral Currents (FCNC), such as $t \rightarrow c\gamma$, $t \rightarrow cg$, $t \rightarrow cZ$ and $t \rightarrow c\phi$, have been studied, both in the context of the SM and new physics. In the SM, the branching ratio of FCNC top decays is extremely suppressed. The rare top quark decay $t \rightarrow c + \gamma$ was calculated [3], the result implied a suppressed branching ratio, less than about 10^{-10} , which was confirmed when subsequent analysis, included the correct top mass value, and gave $BR(t \rightarrow c + \gamma) = 5 \times 10^{-13}$ [4]. The decays $t \rightarrow c + Z$ and $t \rightarrow c + g$ were also calculated [7],[8]. The resulting branching ratios obtained there turned out to be $BR(t \rightarrow c + Z) = 1.3 \times 10^{-13}$ and $BR(t \rightarrow c + g) = 5 \times 10^{-11}$. The top-charm coupling with the SM Higgs ϕ^0 could be induced at one-loop level with a resulting branching ratio $BR(t \rightarrow c + \phi^0) = 10^{-15}$. The FCNC top decays involving a pair of vector bosons in the final state, $t \rightarrow cVV$, can also be of interest [9]. Although one could expect such modes to be even more suppressed than the ones with a single vector boson, the appearance of an intermediate scalar resonance, as in the previous case, could enhance the branching ratio. Furthermore, it also seems possible to allow the tree-level decay $t \rightarrow b + WZ$, at least close to threshold, because of the large top quark mass [10]. The top decay into the light quarks $t \rightarrow W + d(s)$ is suppressed, as they are proportional to $V_{td(s)}$ [11]. Probably for this reason, the SM corrections to this mode have not been studied, though the QCD corrections should be the similar for both modes. However, it may be possible to get a large enhancement that could even make it detectable at the ILC in extensions of the SM. Some typical results for the top decays in the SM are summarized in Table I. This table also includes, for comparison, the results for top branching ratios from models beyond the SM, in particular from the THDM-III [12] and SUSY [13], which will be discussed in this work. Another interesting mode is the decay $t \rightarrow cl^+l^-$, which could be mediated by a vector resonance. Within the SM one could expect a $BR(t \rightarrow cl^+l^-) \approx BR(t \rightarrow cZ) \cdot BR(Z \rightarrow l^+l^-) < 10^{-10}$. Thus, this mode offers the possibility to test extensions of the SM that include an additional vector boson Z' , which could have SM-like couplings to l^+l^- , but enhanced coupling tZ' . In this paper, we evaluate this decay mode within

*Electronic address: josehalim@comunidad.unam.mx

BR	SM	THDM-III	MSSM
$\mathbf{BR}(t \rightarrow sW)$	2.2×10^{-3}	$\sim 10^{-3}$	$10^{-3} - 10^{-2}$
$\mathbf{BR}(t \rightarrow c\phi^0)$	$10^{-13} - 10^{-15}$	$\sim 10^{-2}$	$10^{-5} - 10^{-4}$
$\mathbf{BR}(t \rightarrow c\gamma)$	5×10^{-13}	$< 10^{-6}$	$< 10^{-7}$
$\mathbf{BR}(t \rightarrow cZ)$	1.3×10^{-13}	$< 10^{-6}$	$< 10^{-7}$
$\mathbf{BR}(t \rightarrow cg)$	5×10^{-11}	$< 10^{-6}$	$< 10^{-5}$
$\mathbf{BR}(t \rightarrow c\gamma\gamma)$	$< 10^{-16}$	$\sim 10^{-4}$	$< 10^{-8}$
$\mathbf{BR}(t \rightarrow cWW)$	2×10^{-13}	$10^{-4} - 10^{-3}$??
$\mathbf{BR}(t \rightarrow cZZ)$	—	$10^{-5} - 10^{-3}$??
$\mathbf{BR}(t \rightarrow bWZ)$	2×10^{-6}	$\simeq 10^{-4}$??

TABLE I: Branching ratios for some CKM-suppressed and FCNC top quark decays in the SM and beyond, for $m_t = 173.5 - 178$ GeV. Decays into a pair of massive gauge bosons include finite width effects of final state unstable particles [11], [12].

a particular extension that are well motivated and produce interesting signals. The so-called Left-Right Symmetric Model with Non-Universal extra gauge bosons, where there are strong constraints for transitions involving the 1st and 2nd generations, but admit larger effects for transitions involving the 3rd generation. We find that one can obtain $BR(t \rightarrow cl^+l^-) < 10^{-10}$. This paper is organized as follows. In section 2, the parametrization of the couplings of Z' neutral gauge boson and evaluation the decay width for $t \rightarrow cl^+l^-$. In section 3, the relevant details of the Non-universal Z model and evaluation of the corresponding $BR(t \rightarrow cl^+l^-)$. Finally, our conclusions appear in section 4.

II. FLAVOR-CHANGING NEUTRAL CURRENTS FROM FAMILY NON-UNIVERSAL COUPLINGS

The extension for Standard Model (SM) known as Left-Right symmetric model (LRSM) is considered in order to include extra gauge bosons. The gauge symmetry group of the LRSM is $SU(2)_L \otimes SU(2)_R \otimes U(1)_{B-L}$ [14]. In literature, several models contain extra neutral gauge bosons through increasing the gauge symmetry group [15] but LRSM is the simplest model based on physical motivation. In this work, exotic fermions are not included in fermion field contain, only the SM fermions.

The notation for parameters and formalism introduced by Langacker and Plumacher have been used in this work [16]. Then, the couplings for neutral gauge bosons with fermions are given by

$$-\mathcal{L}_{NC} = eJ_{EM}^\mu A_\mu + \sum_{a=1}^2 g_a J_a^\mu Z_{a\mu}, \quad (1)$$

where $Z_{1\mu}$ is the usual electroweak neutral gauge boson, $Z_{2\mu}$ is the neutral gauge boson associated with the additional gauge symmetry and $g_{1,2}$ are their respective gauge coupling constants. The $Z_{a\mu}$ and $J_{a\mu}$ are written in gauge eigenstate basis. The general form of the $J_{2\mu}$ current is

$$J_{2\mu} = \sum_h \sum_{i,j} \bar{f}_i^0 \gamma_\mu \epsilon_{hij}^f P_h f_j^0, \quad (2)$$

where $i, j = 1, 2, 3$, $h = L, R$ and $P_{L,R} = (1 \mp \gamma_5)/2$. ϵ_{hij}^f are model depending parameters described below. FCNCs can be introduced through the ϵ_{hij}^f parameters, when family non-universal assumption is done. The flavor diagonal and family universal couplings mean that $\epsilon_{hij}^f = Q_h^f \delta_{ij}$, where Q_h^f denotes the chiral charges and depends on the model. For LRSM, the chiral charges are given by

$$Q_L^i = -\sqrt{\frac{3}{5}} \left(\frac{1}{2\alpha} \right) (B - L)_i \quad (3)$$

and

$$Q_R^i = \sqrt{\frac{3}{5}} \left(\alpha T_{3R}^i - \frac{1}{2\alpha} (B - L)_i \right), \quad (4)$$

where B and L denote the baryon and lepton numbers of the fermion i , respectively. T_{3R} is the third component of its right-handed isospin in the $SU(2)_R$ group and $\alpha^2 = (1 - 2 \sin^2 \theta_W) / \sin^2 \theta_W$. If the Z_2 couplings are diagonal but

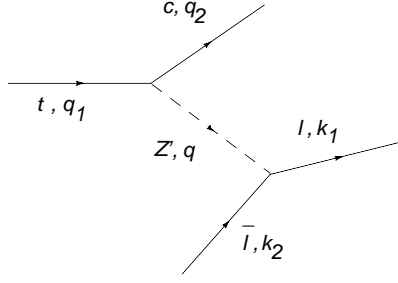


FIG. 1: Tree level Feynman diagram for rare top decay mediated by Z' extra gauge boson.

they are family non-universal, then $\epsilon_{hij}^f = x_{hi}^f Q_h^q \delta_{ij}$, here the repeated indexes do not denote a sum. After changing to mass eigenstate basis, the up-quark sector current is

$$J_{2\mu}^u = \sum_h (\bar{u}, \bar{c}, \bar{t}) \gamma_\mu V_{uh}^\dagger \epsilon_h^u V_{uh} P_h \begin{pmatrix} u \\ c \\ t \end{pmatrix}. \quad (5)$$

Analogously in the case of the down-quark sector. However, for simplicity, we shall assume that down-quark sector has non-mixing, then left-handed and right-handed CKM matrix can be $V_{CKM} \approx V_{uL}$ and $V_R \approx V_{uR}$, respectively. Therefore, the following 3×3 matrices are defined as

$$B_L^u = V_{CKM}^\dagger \epsilon_L^u V_{CKM} \quad (6)$$

and

$$B_R^u = V_R^\dagger \epsilon_R^u V_R. \quad (7)$$

The usual and known CKM matrix parametrization in terms of the Wolfenstein parameters, A, λ, η, δ are used in this work [17]. For V_R matrix, the parametrization given by Zhang et. al. is taken into account [18],

$$V_R = P_U \tilde{V}_L P_D, \quad (8)$$

in which $P_U = \text{diag}(s_u, s_c e^{2i\theta_2}, s_t e^{2i\theta_3})$, $P_D = \text{diag}(s_d e^{i\theta_1}, s_s e^{-i\theta_2}, s_b e^{-i\theta_3})$ and

$$\tilde{V}_L = \begin{pmatrix} 1 - \frac{\lambda^2}{2} & \lambda & A\lambda^3(\rho - i\eta) \\ -\lambda & 1 - \frac{\lambda^2}{2} & A\lambda^2 e^{-2i\theta_2} \\ A\lambda^3(1 - \rho - i\eta) & -A\lambda^2 e^{2i\theta_2} & 1 \end{pmatrix}. \quad (9)$$

The s_q guarantee that up-type and down-type quark mass matrix elements are positive. The θ_i phases come up as well as it happens in CKM matrix.

Finally, electroweak and extra neutral gauge bosons are mixed by ξ parameter. Since $\xi \ll 1$, Z_1 and Z_2 can be identified with physical gauge bosons Z and Z' , respectively.

III. RARE TOP DECAY $t \rightarrow c\bar{l}l$

A. Decay width for $t \rightarrow c\bar{l}l$

The branching ratio for the rare top decay $t \rightarrow c\bar{l}l$ is calculated by using the formalism introduced in the previous section. The diagram for this decay is shown in figure 1. If $q^2 \ll M_{Z'}^2$, the average of amplitude as

$$|\overline{\mathcal{M}}_{t \rightarrow c\bar{l}l}|^2 = \frac{g_1^4}{8M_{Z'}^4} [B_1 (q_1 \cdot k_1) (q_2 \cdot k_2) + B_2 (q_1 \cdot k_2) (q_2 \cdot k_1) + B_3 m_l^2 (q_1 \cdot q_2) - B_4 m_t m_c (k_1 \cdot k_2) - B_5 m_t m_c m_l^2], \quad (10)$$

and then the decay width becomes

$$\Gamma_{t \rightarrow c\bar{l}l} = \frac{g_1^4 m_t^5}{(16\pi)^3 M_{Z'}^4} \sum_{i=1}^5 a_i B_i, \quad (11)$$

where the a_i and B_i are explicitly written in the appendix.

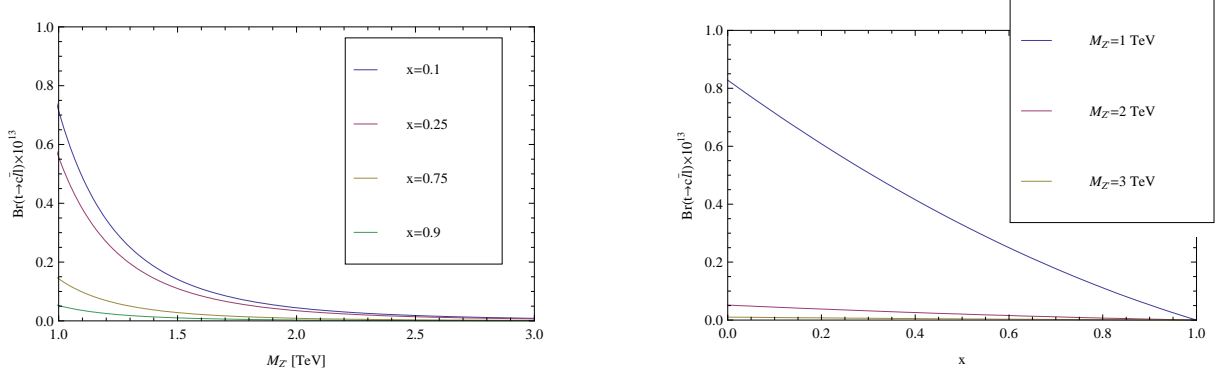


FIG. 2: Left(right) figure corresponds to branching ratio as function of the x (Z' mass) for the scenario i).

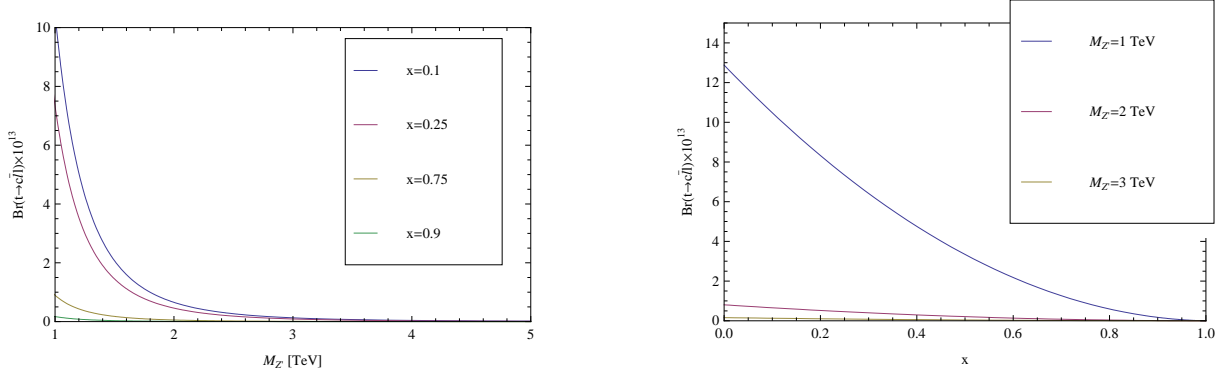


FIG. 3: Left(right) figure corresponds to branching ratio as function of the x (Z' mass) for the scenario ii).

B. Parameter space

Three scenarios are analyzed in order to explore the behavior of the family non-universal parameters. All scenarios assume that the Z' coupling to the leptons and down-type quarks are flavor diagonal and family universal, that is, $(x_{L,R}^d)_{ij} = (x_{L,R}^l)_{ij} = \delta_{ij}$. The scenarios are:

- i) *Left-handed family non-universality for up-type quarks.* The right-handed up-type quarks are family universal and only the last family for left up-type quarks has family non-universal coupling with Z' [19], $(x_R^u)_{ij} = \delta_{ij}$, $(x_L^u)_{11} = (x_L^u)_{22} = 1$ and $(x_L^u)_{33} = x$. The parameter x must be close to 1, but it is not exactly 1 in order to obtain FCNC from Z' boson.
- ii) *Left-Right handed family non-universality for up-type quarks.* The third generation of the right-handed and left-handed up-type quarks are family non-universal, $(x_{L,R}^u)_{11} = (x_{L,R}^u)_{22} = 1$ and $(x_{L,R}^u)_{33} = x$.
- iii) *General left-handed family non-universality for up-type quarks.* Three families of the left-handed up-type quarks have family non-universal couplings $(x_L^u)_{11} \equiv x_1$, $(x_L^u)_{22} \equiv x_2$ and $(x_L^u)_{33} \equiv x_3$. As in first scenario, right-handed up-type quarks are family universal.

C. Numerical result and discussion

We have taken from Particle Data Group the central values of the SM parameters [20]. Then, numerical values of the chiral charges are shown in table II. For all considered scenarios in previous section, appendix A contains the analytical expressions and numerical values of the $B_{L,R}^{u,l}$ parameters and I_i integrals.

In the case of the scenario i) and ii), the branching ratio of the rare top decay $t \rightarrow c \bar{l}$ has been obtained as function of the family non-universal parameter x and the Z' mass, see figures 2 and 3. In the case of the scenario iii), the

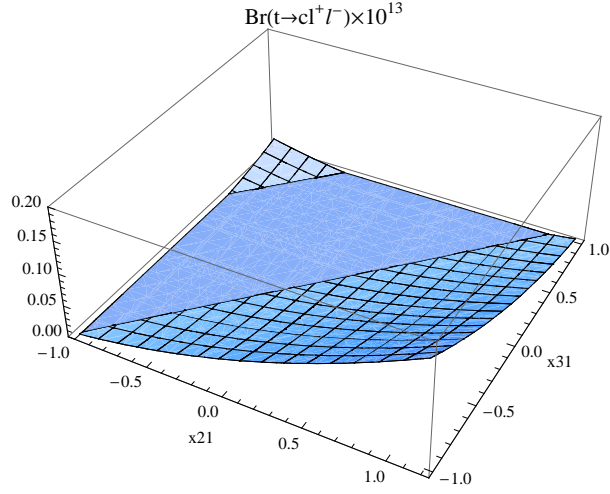
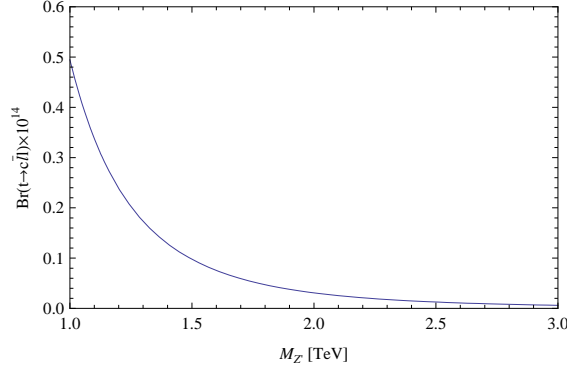


FIG. 4: Branching ratio for the scenario iii).

FIG. 5: Example branching ratio in the scenario iii) when allowed values $x_1 = 0.8$, $x_1 = 1$, $x_3 = 0.9$ are considered.

branching ratio depends on the parameters $x_{31} = x_3 - x_1$ and $x_{32} = x_3 - x_2$. The figure 4 is obtained by using the representative lower bound of the Z' mass, which is around 1 TeV [20]. As mentioned before, the family non-universal couplings are important to including FCNC from extra gauge bosons. In both scenarios i) and ii), branching ratio and family non-universal parameter shows a decreasing behavior for values of the Z' mass greater than 1 TeV. However, the results for scenario ii) are 10 times bigger than the results for scenario i). A prominent feature of right-handed CKM matrix obtained in the branching ratio is its the increment.

We finally discuss the branching ratio in the scenario iii). The branching ratio not only depends on two parameters as above, but two more parameters are added for the general family non-universality. However, the unitary of the CKM matrix allows us to write the branching ratio as function of $x_{3,1} = x_3 - x_1$ and $x_{2,1} = x_2 - x_1$. The domain of the (x_{21}, x_{31}) shall be $[0, 1] \times [0, 1]$ in order to have closed values between the family non-universal parameters, $x_{1,2,3}$, and near to 1. The not allowed region in the domain is bounded among line $x_{31} = 0.9746x_{21}$ and $x_{31} = 0.9746x_{21} + 1.4404$.

Chiral charge	LRSB
Q_L^u	-0.0847
Q_R^u	0.5048
Q_L^d	-0.0847
Q_R^d	-0.6744
Q_L^e	0.2543
Q_R^e	-0.3352

TABLE II: Numerical values of the chiral charges for leptons and quarks obtained by using (3), (4) and $\sin^2 \theta_W = 0.2316$.

Out of this region, there still exist some values of the x_{31} and x_{21} for which the $x_{1,2,3}$ could be negative. It can be control when we constrain the parameters as $x_3 > x_{31}$ and $x_{21} > x_{31} - x_3$. Figure 5 shows an example when $x_{31} = 0.1$ and $x_{21} = 0.2$ are selected. Finally, we can remark that the branching ratio of the rare top decay is very suppressed in all scenario.

IV. CONCLUSION

We find the branching ratio of the rare top decay at tree level for three possible scenarios. The branching ratio is between $10 \times 10^{-13} \sim 10 \times 10^{-12}$. The right-handed CKM matrix contribution in scenario ii) helps to give an arise in the branching ration. However, for any scenario is still very suppressed.

We can also obtain a allowed region for the family non-universal parameters in scenario iii). The allowed parameters keep positive the branching ratio.

Acknowledgments.

This work is supported in part by PAPIIT project IN117611-3, Sistema Nacional de Investigadores (SNI) in México. J.H.Montes de Oca Y. is thankful for support from the postdoctoral DGAPA-UNAM grant.

Appendix A: Analytical expressions and numerical values

Below we give the complete analytic formulae for the family non-universal parameters in three considered scenarios. We also present the analytic expression of the integrals $I_{1,\dots,5}$.

1. Family non-universal couplings

For the scenario i)

$$[B_L^u]_{32} = Q_L^u (x - 1) V_{tb} V_{cb}^*, \quad (\text{A1})$$

$$[B_R^u]_{32} = 0, \quad (\text{A2})$$

$$[B_{L,R}^l]_{33} = Q_{L,R}^l. \quad (\text{A3})$$

Then, we write last the expressions of the $B_{1,\dots,5}$ in terms of the Wolfenstein parameter, $V_{tb} = 1$ and $V_{cb} = A\lambda^2$,

$$B_1 = 2 (Q_L^u Q_L^l)^2 (x - 1)^2 A^2 \lambda^4 \quad (\text{A4})$$

$$B_2 = 2 (Q_L^u Q_R^l)^2 (x - 1)^2 A^2 \lambda^4 \quad (\text{A5})$$

$$B_3 = 0 \quad (\text{A6})$$

$$B_4 = Q_R^l Q_L^u (x - 1) A \lambda^2 \left(|Q_L^l|^2 + |Q_R^l|^2 \right) \quad (\text{A7})$$

and

$$B_5 = 0. \quad (\text{A8})$$

For the scenario ii)

$$[B_L^u]_{32} = Q_L^u (x - 1) A \lambda^2, \quad (\text{A9})$$

$$[B_R^u]_{32} = Q_R^u (x - 1) s_t s_c A \lambda^2 \quad (\text{A10})$$

$$[B_{L,R}^l]_{33} = Q_{L,R}^l. \quad (\text{A11})$$

Then

$$B_1 = 2(x-1)^2 A^2 \lambda^4 \left[(Q_L^u Q_L^l)^2 + (Q_R^u Q_R^l)^2 \right], \quad (\text{A12})$$

$$B_2 = 2(x-1)^2 A^2 \lambda^4 \left[(Q_L^u Q_R^l)^2 + (Q_R^u Q_L^l)^2 \right], \quad (\text{A13})$$

$$B_3 = Q_R^u Q_L^l (x-1)^3 s_t s_c A^3 \lambda^6 \left[(Q_L^u)^2 + (Q_R^u)^2 \right], \quad (\text{A14})$$

$$B_4 = Q_R^l Q_L^u (x-1) A \lambda^2 \left(|Q_L^l|^2 + |Q_R^l|^2 \right), \quad (\text{A15})$$

and

$$B_5 = 4 s_t s_c Q_L^u Q_R^u Q_L^l Q_R^l (x-1)^2 A^2 \lambda^4 \quad (\text{A16})$$

For scenario iii)

$$[B_L^u]_{32} = Q_L^u (x_1 V_{td} V_{cd}^* + x_2 V_{ts} V_{cs}^* + x_3 V_{tb} V_{cb}^*), \quad (\text{A17})$$

$$[B_R^u]_{32} = 0, \quad (\text{A18})$$

$$[B_{L,R}^l]_{33} = Q_{L,R}^l. \quad (\text{A19})$$

Then

$$\begin{aligned} B_1 = & 2 |Q_L^u|^2 |Q_L^l|^2 \left[(x_2 - x_1)^2 |V_{ts}|^2 |V_{cs}|^2 + (x_3 - x_1)^2 |V_{tb}|^2 |V_{cb}|^2 \right. \\ & \left. + (x_2 - x_1)(x_3 - x_1) V_{ts} V_{cs}^* V_{tb}^* V_{cb} + (x_2 - x_1)(x_3 - x_1) V_{ts}^* V_{cs} V_{tb}^* V_{cb} \right], \end{aligned} \quad (\text{A20})$$

$$\begin{aligned} B_2 = & 2 |Q_L^u|^2 |Q_R^l|^2 \left[(x_2 - x_1)^2 |V_{ts}|^2 |V_{cs}|^2 + (x_3 - x_1)^2 |V_{tb}|^2 |V_{cb}|^2 \right. \\ & \left. + (x_2 - x_1)(x_3 - x_1) V_{ts} V_{cs}^* V_{tb}^* V_{cb} + (x_2 - x_1)(x_3 - x_1) V_{ts}^* V_{cs} V_{tb}^* V_{cb} \right], \end{aligned} \quad (\text{A21})$$

$$B_3 = 0, \quad (\text{A22})$$

$$B_4 = Q_R^l Q_L^u \text{Re} \left((x_2 - x_1) V_{ts} V_{cs}^* + (x_3 - x_1) V_{tb} V_{cb}^* \right) \left(|Q_L^l|^2 + |Q_R^l|^2 \right) \quad (\text{A23})$$

and

$$B_5 = 0. \quad (\text{A24})$$

2. Integrals

$$I_1 = \frac{1}{2} (1 - \mu_1^2) + \mu_1 \ln \mu_1, \quad (\text{A25})$$

$$I_2 = \frac{1}{3} (1 - \mu_1)^3, \quad (\text{A26})$$

I_i	m_e	m_μ	m_τ
I_1	0.4999	0.4990	0.4887
I_2	0.3333	0.3332	0.3315
I_3	0.25	0.25	0.2499
I_4	0.3333	0.3324	0.3229
I_5	0.2499	0.2491	0.2402

TABLE III: Numerical values of the integrals for each charged lepton.

a_i	m_e	m_μ	m_τ
a_1	0.0833	0.0833	0.0832
a_2	0.0833	0.0833	0.0832
a_3	5.823×10^{-12}	2.489×10^{-7}	7.014×10^{-5}
a_4	-2.487×10^{-3}	-2.487×10^{-3}	-2.485×10^{-3}
a_5	-1.303×10^{-13}	-5.571×10^{-9}	-1.571×10^{-6}

TABLE IV: Numerical values of the B_i , $i = 1, \dots, 5$.

$$I_3 = \frac{1}{4} (1 - \mu_1) (1 + \mu_1 + \mu_1^2 + \mu_1^3) + \mu_1^2 \ln \mu_1, \quad (\text{A27})$$

$$I_4 = \frac{1}{6} (1 - \mu_1) (2 + 5\mu_1 - \mu_1^2) + \mu_1 \ln \mu_1, \quad (\text{A28})$$

$$I_5 = \frac{1}{12} (1 - \mu_1) (\mu_1^3 - 5\mu_1^2 + 13\mu_1 + 3) + \mu_1 \ln \mu_1. \quad (\text{A29})$$

$$a_1 = (1 - \mu_3) I_2 - I_3, \quad (\text{A30})$$

$$a_2 = (1 - \mu_3) I_4 - I_5, \quad (\text{A31})$$

$$a_3 = 2\mu_1 (2I_1 - I_2 - I_4), \quad (\text{A32})$$

$$a_4 = 2\sqrt{\mu_3} [(1 + 2\mu_1 - \mu_3) I_1 - I_2 - I_4], \quad (\text{A33})$$

$$a_5 = -4\sqrt{\mu_3} \mu_1 I_1, \quad (\text{A34})$$

$$B_1 = 2 \left(|B_L^u|^2 |B_L^l|^2 + |B_R^u|^2 |B_R^l|^2 \right) \quad (\text{A35})$$

$$B_2 = 2 \left(|B_L^u|^2 |B_R^l|^2 + |B_L^l|^2 |B_R^u|^2 \right) \quad (\text{A36})$$

$$B_3 = \text{Re} (B_L^l B_R^{u*}) \left(|B_L^u|^2 + |B_R^u|^2 \right) \quad (\text{A37})$$

$$B_4 = \text{Re} (B_L^u B_R^{l*}) \left(|B_L^l|^2 + |B_R^l|^2 \right) \quad (\text{A38})$$

and

$$B_5 = 2 \left[\text{Re} (B_L^u B_L^l B_R^{u*} B_R^{l*}) + \text{Re} (B_L^u B_L^{l*} B_R^u B_R^{l*}) \right]. \quad (\text{A39})$$

-
- [1] M. Ferro-Luzzi, "Determination of the luminosity at the LHC experiments", 35th International Conference on High Energy Physics:ICHEP 2010, Paris 2010, p. 010; A. Ratti, H. Matis, W. Turner, E. Bravin, S. White and R. Miyamoto, "First results from the LHC luminosity monitors", Proceedings of the 1st International particle Accelerator Conference: IPAC'10, Kyoto 2010, p. 501; G. Aad et al., Eur.Phys.J.**C71**, 1630 (2011).
 - [2] ATLAS collaboration, ATLAS-CONF-2011-163, CERN, Geneva Switzerland (2011); CMS collaboration, PAS-HIG-11-032, CERN, Geneva Switzerland (2011).
 - [3] B. Grzadkowski, J. F. Gunion, and P. Krawczyk, Phys. Lett. **B 268**, 106 (1991); B. Mele, arXiv:hep-ph/0003064; J. A. Aguilar-Saavedra and B. M. Nobre, Phys. Lett. **B 553**, 251 (2003); G. Eilam, J. L. Hewett, and A. Soni, Phys. Rev. **D 44**, 1473 (1991); G. Eilam, J. L. Hewett, and A. Soni, Phys. Rev. **D 59**, 039901(E) (1998); F. Larios, R. Martínez, and M. A. Pérez, Int. Mod. Phys. **A 21**, 3473 (2006). Diaz-Cruz, J. L. and Perez, M. A. and Tavares-Velasco, G. and Toscano, J. J., Phys. Rev. **D60** (1999) 115014 hep-ph/9903299.
 - [4] Atwood, David and Bar-Shalom, Shaouly and Soni, Amarjit Phys. Lett. **B 635** (2006) 112-117 hep-ph/0502234.
 - [5] D. Atwood, L. Reina, and A. Soni, Phys. Rev. **D 55**, 3156 (1997).
 - [6] D. Atwood, L. Reina, and A. Soni, Phys. Rev. **D 55**, 3156 (1997).
 - [7] B. Mele, S. Petrarca, and A. Soddu, Phys. Lett. **B 435**, 401 (1998); J. A. Aguilar-Saavedra and G. C. Branco, Phys. Lett. **B 495**, 347 (2000).
 - [8] V. M. Abazov *et al.* [D0 Collaboration], Phys. Lett. **B 701**, 313 (2011) [arXiv:1103.4574 [hep-ex]].
 - [9] J. L. Díaz-Cruz, M. A. Pérez, G. Tavares-Velasco, and J. J. Toscano, Phys. Rev. **D60**, 115014 (1999).
 - [10] Diaz Cruz, J. L. and Lopez Falcon, D. A., Phys. Rev. **D 61**, (2000), 051701, hep-ph/9911407.
 - [11] J. L. Diaz-Cruz, R. Gaitan-Lozano, G. Lopez-Castro and C. E. Pagliarone, Phys. Rev. **D 77**, 094010 (2008).
 - [12] J. L. Díaz-Cruz, R. Noriega-Papaqui, and A. Rosado, Phys. Rev. **D 69**, 095002 (2004); J. l. Díaz-Cruz and A. Rosado, Rev. Mex. Fis. **53**, 396 (2007); R. Martínez, J. Alexis Rodriguez, and M. Roza, Phys. Rev. **D 68**, 035001 (2003); R. Díaz, R. Martínez, and J. Alexis Rodriguez, Phys. Rev. **D 63**, 095007 (2001); A. E. Cárcamo, R. Martínez, and J. Alexis Rodriguez, Eur. Phys. J. **C 50**, 935 (2007).
 - [13] J. L. Díaz-Cruz, Proceedings of the 5th Mexican Workshop of Particles and Fields, Puebla, México, 1995, AIP Conference Proceedings No. 359, (AIP, New York, 1995), p.p. 178-201.
 - [14] R. N. Mohapatra, J. C. Pati, Phys. Rev. **D 11**, 566 (1975); R. N. Mohapatra, J. C. Pati, Phys. Rev. **D 11**, 2558 (1975); G. Senjanovic, R. N. Mohapatra, Phys. Rev. **D 12**, 1502 (1975); G. Senjanovic, R. N. Mohapatra, Phys. Rev. **D 23**, 165 (1981); For a review R. N. Mohapatra, in: C. Jarlskog (Ed.). CP Violation, World Scientific, 1989.
 - [15] P. Langacker, Rev. Mod. Phys. **81**, 1199, (2009).
 - [16] P. Langacker and M. Plumacher, Phys. Rev. **D 62**, 013006, (2000).
 - [17] L. Wolfenstein, Phys. Rev. Lett. **51**, 1945, (1983).
 - [18] Y. Zhang, H. An, X. Ji, R. N. Mohapatra, Nucl. Phys. **B 802**, 247 (2008).
 - [19] A. Arhrib, K. Cheung, C. W. Chiang, T. C. Yuan, Phys. Rev. **D 73**, 075015, (2006).
 - [20] K. Nakamura et al. (Particle Data Group), J. Phys. **G 37**, 075021 (2010) and 2011 partial update for the 2012 edition.