

# Cube Handling In Backgammon Money Games Under a Jump Model

Mark Higgins

March 2012

## Abstract

A variation on Janowski's cubeful equity model is proposed for cube handling in backgammon money games. Instead of approximating the cubeful take point as an interpolation between the dead and live cube limits, a new model is developed where the cubeless probability of win evolves through a series of random jumps instead of continuous diffusion. Each jump is drawn from a distribution with zero mean and an expected absolute jump size called the "jump volatility" that can be a function of game state but is assumed to be small compared to the market window.

Simple closed form approximations for the market window and doubling points are developed as a function of local and average jump volatility. The local jump volatility can be calculated for specific game states, leading to crisper doubling decisions.

## 1. A new model for game evolution

### *Background*

Rick Janowski<sup>(1)</sup> built on work by Keeler and Spencer<sup>(2)</sup> who modeled a backgammon game in an abstract but useful way: the probability of winning the game was treated as a Brownian motion, starting at 50%, and eventually diffusing continuously either to 0% (a loss), 100% (a win), or to a point where a player offered the doubling cube to their opponent who passed.

In this "live cube limit" it is always optimal to hold onto the cube as long as possible, and the correct time to double is right at the opponent's take/pass threshold: if the player doubles just below the threshold he gets the maximal post-double value. And because the probability of winning diffuses continuously, the player never has to worry about getting a great roll and having the game jump to a state where he has "lost his market" because on a double his opponent has a clear pass. This makes the live cube limit an upper bound to the true cubeful equity.

Janowski corrected for this bias by noting that the "dead cube limit", where no value is assigned to holding the cube, is a lower bound. He then interpolated between the two limits to a more reasonable intermediate cubeful equity.

Appendix 1 summarizes the dead cube and live cube limits, notes the take point in both, and summarizes Janowski's interpolation. Appendix 2 investigates the live cube limit in more detail.

### *The jump model*

This paper addresses the same problem of optimal doubling and take/pass strategy by developing a different model: one where the probability of win takes discrete jumps from turn to turn instead of continuously diffusing. Each jump is modeled as an independent sample from a jump distribution, with mean zero and an average absolute jump size called the **jump volatility**. Jump volatility is allowed to be a function of game state. Note that jump volatility is not the standard deviation of the jump distribution; it is the expected absolute value of the jump. That is the only feature of the jump distribution that matters to the results.

Moving from continuous diffusion to jumps addresses the core weakness with the live cube limit: it ignores the possibility of jumping across the take/pass threshold and losing equity to the pass.

A jump in probability in this model corresponds to the change in the cubeless probability of win, starting from when the player holds the dice ready to throw (or make a cube decision), ending when the player receives the dice again after the opponent's move. That is, the change in probability from cube decision to cube decision.

I assume that jump volatility is a function of game state and introduce two different jump volatilities needed to calculate cube actions: "local" jump volatility and "average" jump volatility.

Local jump volatility is the expected absolute jump in cubeless win probability at the instantaneous game state. Average jump volatility is the expected jump volatility if the game turns around and moves from the player's advantage to the opponent's, and the opponent has an opportunity to redouble.

Appendix 3 derives the cube decision points in the model in terms of local and average jump volatilities, reproduced below along with their equivalents under Janowski's model:

Decision Point	Jump Model	Janowski Model
Take Point	$\frac{(L - 1/2)(1 + \alpha_a)}{W + L + 1/2}$	$\frac{L - 1/2}{W + L + x/2}$
Cash Point	$\frac{L + 1 + \alpha_a(1/2 - W)}{W + L + 1/2}$	$\frac{L + 1/2 + x/2}{W + L + x/2}$
Initial Double	$\frac{L + 1 + \alpha_a(\frac{3}{2} + L - W) + 2\alpha_l L(W + L + \frac{1}{2}) - \alpha_a^2(W - \frac{1}{2}) - 2\alpha_a\alpha_l(W + \frac{1}{2})(W + L + \frac{1}{2})}{(W + L + \frac{1}{2})(1 + \alpha_a + 2\alpha_l(W + L + \frac{1}{2}))}$	$\frac{L + \left(\frac{3-x}{2-x}\right)\frac{x}{2}}{W + L + x/2}$
Redouble	$\frac{(1 + L - \alpha_a(L + 2W))(1 + L - \alpha_a(W - \frac{1}{2}) + \alpha_l(W + L + \frac{1}{2}))}{(W + L + \frac{1}{2})(1 + L - \alpha_a(L + 2W) + 2\alpha_l(W + L + \frac{1}{2}))}$	$\frac{L + x}{W + L + x/2}$

W represents the expected points won conditioned on a win, as in Janowski's model; L represents the expected points lost conditioned on a loss; and  $\alpha_a$  and  $\alpha_l$  are the average and local jump volatilities respectively.

## 2. Estimating the jump volatility

### *Estimating average jump volatility*

Estimating jump volatility "over the board" as a human is challenging, but fortunately we have backgammon bots that play very credible games. I trained an intermediate-strength backgammon bot that uses neural networks to estimate the probability of win, as well as the probability of gammon and backgammon scores<sup>(5)</sup>. I let play against itself and gathered statistics on cubeless win probabilities.

When calculating take and cash points we need an estimate of the average jump volatility conditioned on first landing in a game state where one of the players would take, then subsequently landing on a state where the same player would redouble. I ran 100,000 cubeless money games of my backgammon bot against itself. I filtered down the game states to ones where the probability of win passed through either 20-35% or 65-80%; then passed back through the opposite window. If both conditions were met I calculated the change in probability of win over two plies and added that change to the set. Finally I calculated the standard deviation of probability changes across the set to get the average jump volatility.

The average jump volatility (the average absolute cubeless win probability jump) for this set was 9.4%, averaged over 81k game states that passed the filter.

This estimate is averaged across all game states and may not be flexible enough: as with the Janowski cube life index we may want to look at using different average jump volatility values for different game states.

For example if we split that set into states where, at the first of the two windows, the game state is a race, the average jump volatility if the game turns is 14.8%. For contact games, the average jump volatility is 9.3% (most cases of starting in one region and migrating to the other were initially contact games).

As a comparison I calculated the average jump volatility for all game states when the probability was in either 20-35% or 65-80% - that is, without requiring it to go from one range to the other. In that case the average jump volatility was 7.7%. If we were to use a single constant jump volatility, not bothering to calculate any local jump volatilities, that would be it.

### *Estimating local jump volatility*

The real benefit of this model is the ability to estimate local jump volatility for specific game states. This lets a player make a more accurate double decision than if he used a constant average jump volatility, or even a jump volatility that is a function of a small number of heuristic game states.

The local jump volatility can be calculated by a bot by calculating the standard deviation over the 21x21=441 possible rolls in the next two rolls of the dice (one for the player, one for the opponent):

$$\sigma_J = \sqrt{\frac{\sum_{i=1}^N w_i (P_i - P_a)^2}{\sum_{i=1}^N w_i}}$$

and

$$P_a = \frac{\sum_{i=1}^N w_i P_i}{\sum_{i=1}^N w_i}$$

where N=441 (one for each of the pair of rolls),  $P_i$  is the cubeless probability of win in the  $i^{\text{th}}$  state after two rolls (and the bot makes the optimal move for each roll),  $P_a$  is the average cubeless probability of win across the end states, and  $w_i$  is the weight assigned to the pair of rolls ( $1/36^2$  if both rolls are doubles;  $1/18^2$  if both rolls are mixed; and  $1/(18*36)$  if one roll is a double and the other mixed). Note that I do not assume that the average probability equals the probability in the starting state. This would be true for a perfect bot evaluation function, and will be close for sufficiently strong bots, but we may as well remove that bias since we can do it easily.

This two-step lookahead is often quite an expensive calculation for a backgammon bot. One possibility is to approximate the jump volatility as a function of game state using a neural network trained on precalculated local jump volatility for a range of benchmark board layouts. This is not required, however, if the backgammon bot is

already doing a two-step lookahead as part of its normal board evaluation, in which case the required probabilities are already available.

### 3. Connection to Janowski's model

Janowski's paper expressed cube decision points in terms of a cube life index that interpolates between the dead cube and live cube limits. That cube life index is designed to perform a similar role to the jump volatility: accounting for the true value of owning the cube.

He notes that really the cube life index should be a function of game state, and depends on the distance (in game state) to the optimal doubling point, width of the doubling window, and volatility of the position; and that it should be different for each player.

A single cube life index in Janowski's model is analogous to a constant jump volatility in this model. Here is a table of cube decision points in this model with constant jump volatility  $\alpha$ , alongside Janowski's equivalent formulas:

Decision Point	Jump Model	Janowski Model
Take Point	$\frac{(L - 1/2)(1 + \alpha)}{W + L + 1/2}$	$\frac{L - 1/2}{W + L + x/2}$
Cash Point	$\frac{L + 1 + \alpha(1/2 - W)}{W + L + 1/2}$	$\frac{L + 1/2 + x/2}{W + L + x/2}$
Initial Double	$\frac{L + 1 + \alpha \left( 2L(1 + W) - W + 2L^2 + \frac{3}{2} \right) - \alpha^2(L + 2LW + W(3 + 2W))}{(W + L + 1/2)(1 + 2\alpha(1 + L + W))}$	$\frac{L + \left( \frac{3 - x}{2 - x} \right) \frac{x}{2}}{W + L + x/2}$
Redouble	$\frac{L + 1 - \alpha(L + 2W)}{W + L + 1/2}$	$\frac{L + x}{W + L + x/2}$

By equating the expressions for the take point between the jump model and Janowski's model we can come up with an effective  $\alpha$  in terms of the cube life index  $x$ :

$$\alpha = \frac{1 - x}{2(W + L + x/2)}$$

Plugging this into the cash point, initial double point, and redouble point expressions for the jump model shows that they all reduce exactly to the Janowski expressions for the same cube decision points.

This is somewhat surprising, since, while both models have piecewise constant cubeful equity as a function of cubeless win probability; and while both models imply steps in equity across the cubeful take and cash points; it is not clear to me why both models imply the *same* steps in equity when the take points are made to match. Perhaps this is related to a comment in Janowski's paper about the enhanced gain in cubeful equity due to owning the cube due to equity jumps at the cash point.

If I write the equivalent cube life index  $x$  in terms of average jump volatility  $\alpha$ , I get

$$x = \frac{1 - 2\alpha(W + L)}{1 + \alpha}$$

As an example, using  $W=L=1$  and the average  $\alpha=7.7\%$  gives  $x=0.64$ . Using  $W=L=1.4$  gives  $x=0.53$ . The second value of  $x$  is near the bottom of the range for cube life index used in common backgammon bots (experiments by Johansen<sup>(3)</sup> and the GNU Backgammon bot<sup>(4)</sup>) which is 0.4-0.9, and most often 0.6-0.7.

Janowski also discusses a generalization of his model that includes two different cube life indexes, one for each player. Qualitatively this is analogous to the jump model with local and average jump volatilities, but the precise connection is less clear than it is in the single cube life index case. Future work could try to connect these two models more exactly, as many popular backgammon bots use the two-index version of Janowski's model and could benefit from more precise determination of the two indexes.

## 4. Conclusions

I developed a new method of determining cubeful equity in backgammon money games that replaces Keeler and Spencer's continuous diffusion of cubeless win probability with a process that evolves through a series of random jumps. Under the approximation of small but realistic jump volatility, cube decision points (take point, cash point, and doubling points) have closed form expressions in terms of expected win points, expected loss points, and the jump volatility.

Using self play of an intermediate-strength backgammon bot, an average jump volatility near take and cash points was estimated: 7.7%. That corresponds to an effective Janowski single cube life index of roughly 0.55-0.65 (depending on  $W$  and  $L$ ), somewhat low compared to quoted ranges.

In addition a "conditional" average jump volatility of 9.4% was calculated through bot self-play. This corresponds to the expected jump volatility after a player is doubled and then can subsequently redouble, and is the appropriate number to use for the average jump volatility in the cube decision expressions. The local jump volatility should be estimated for the specific game state.

## Acknowledgements

I would like to thank Rick Janowski for suggestions about distinguishing between local and average jump volatility and their connections to different cube life indexes for each player, as well as why the two models seem to match up so well for a constant jump volatility and single cube life index. Also Øystein Johansen for ideas on ways to estimate local jump volatility.

## Appendix 1: Janowski's model

Rick Janowski published a paper<sup>(1)</sup> about calculating take points and cash points in backgammon money games that improved on two earlier approximations:

### *The dead cube limit*

When calculating equity in this limit the value of holding the doubling cube is ignored, so the equity is the cubeless equity multiplied by the value of the cube. In this limit, the take point for a player offered the cube is

$$TP = \frac{L - 1/2}{W + L}$$

Under this model a player will double whenever their equity is positive. Also, the cubeful equity jumps across the take and cash points, since the equity calculation ignores the possibility of doubling. As an example, with  $W=L=1$  (where  $TP=25\%$  and  $CP=75\%$ ), the cubeful equity as a function of cubeless win probability looks like

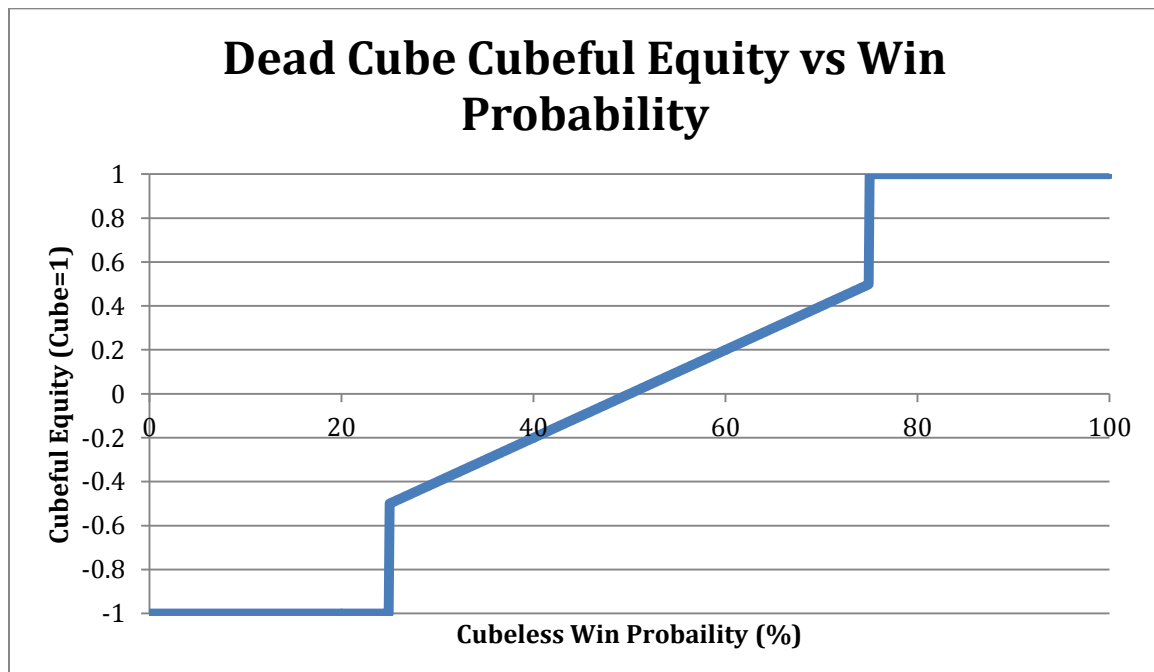


Figure 1: cubeful game equity for a centered cube in the dead cube limit. Note the jump in equity across the take and cash points.

### *The live cube limit*

This model was first developed by Keeler and Spencer<sup>(2)</sup> and corresponds to a game model where the cubeless probability of the player winning the game diffuses continuously. Their initial model ignored the possibility of gammons or backgammons. Janowski's paper generalized the live cube model to include those possibilities by assuming that the expected points won conditional on a win,  $W$  (and lost on a loss,  $L$ ) are independent of probability of win, though not necessarily across cube values. In this limit the equity is a piecewise linear function of probability of win. The player's take point is

$$TP = \frac{L - 1/2}{W + L + 1/2}$$

Under this model neither player will double until the other player's take/pass point, and the cubeful equity is continuous for all values of cubeless win probability. Here is a representative chart for  $W=L=1$ , where  $TP=20\%$  and  $CP=80\%$ :

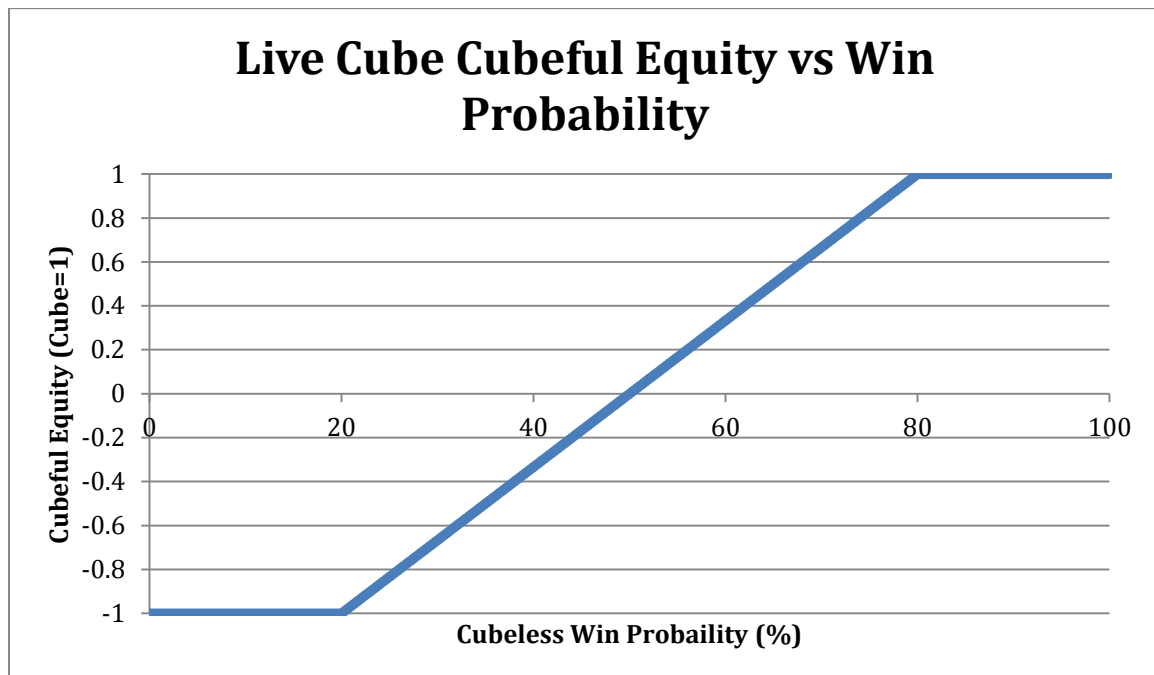


Figure 2: cubeful game equity for a centered cube in the dead cube limit. Note that equity is continuous across the take and cash points.



### *Janowski's model*

Both limits are too crude. The dead cube limit ignores the extra value attached to owning the cube and underestimates the true equity. The live cube limit ignores the possibility that a discrete jump in win probability across a roll will cause a player to “lose his market” where the opponent has a clear pass if doubled, and therefore overestimates the true equity. These limits, however, bound the true equity.

Janowski proposed a model where the proper cubeful take point is an interpolation between the dead and live cube limits. The “cube life index”  $x$  is his interpolation variable, which runs between zero (the dead cube limit) and one (the live cube limit):

$$TP = \frac{L - 1/2}{W + L + x/2}$$

In his paper he notes that  $x$  should really be a function of game state, and that it should be different for the two players. He suggests that values of  $x$  will range from 0.5 to 0.75 in normal game states, with an average value around 0.67, but that in specific end game states  $x$  will be as low as zero.

Janowski notes explicitly that  $x$  should be a function of equity volatility, as well as distance to the optimal doubling point and size of the doubling window. In practice most backgammon bots assume a single constant cube life index, or define a heuristic form for  $x$  as a function of a small number of broad game states.

Øystein Johansen has done some experimental work on the best cube life index to use<sup>(3)</sup>. Usual values of the cube life index are between 0.4 and 0.9. GNU Backgammon uses values of cube life index between 0.6 and 0.7<sup>(4)</sup>.

Under Janowski's model with constant cube life index the equity is still a piecewise linear function of probability of win. If the cube is centered the equity is linear between the take point and the cash point where the player offers the cube and the opponent is on the take/pass margin. If the player owns the cube the equity is linear from a sure loss (zero probability of win) to the cash point; if the opponent owns the cube the equity is linear from the take point to a sure win.

The owner of the cube decides whether to double by calculating equity at the current cube and equity after doubling and deciding based on the larger equity. Of course, the equity after doubling must be the minimum of the equity on take and equity on pass, reflecting the opponent's take or pass decision.

Under this approximation the cubeful equity jumps across the take and cash points, like the dead cube limit but unlike the live cube limit. Here is a representative chart for  $W=L=1$  and  $x=0.7$ ; the take point is 21.3% and the cash point is 78.7%:

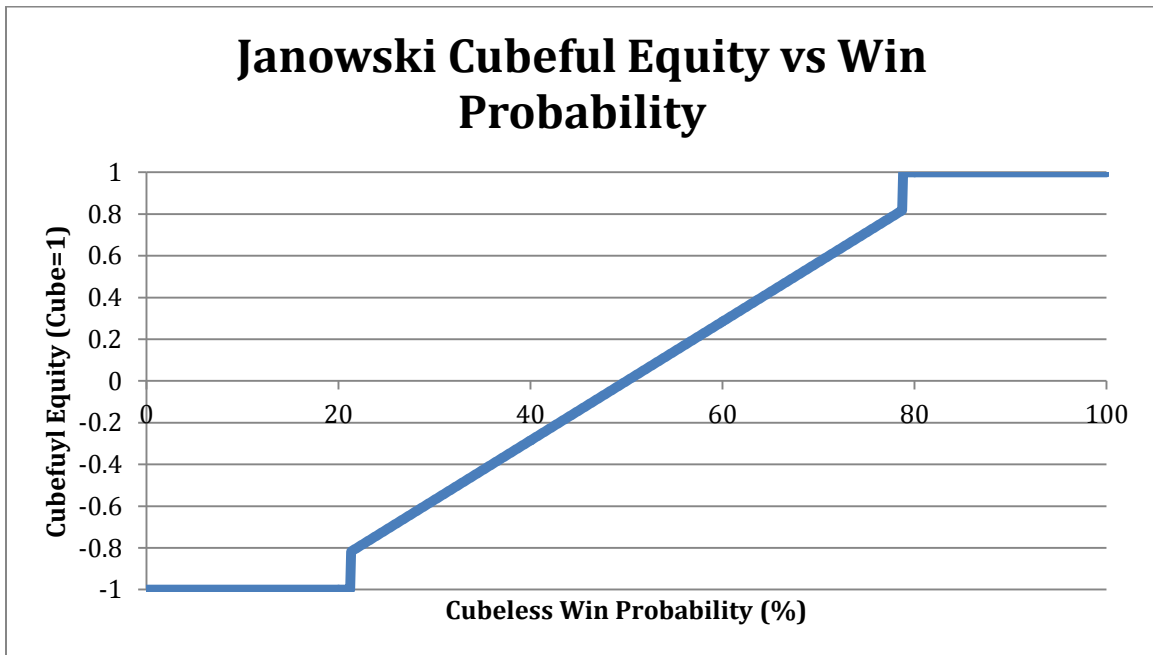


Figure 3: cubeful game equity for a centered cube in the Janowski approximation for a constant cube life index  $\chi=0.7$ . Note the jump in equity across the take and cash points.

Janowski’s model has become a standard for backgammon bots, either its simpler version with a single cube life index or the general model with a separate cube life index for each player. The jump model with a single constant jump volatility is equivalent to the Janowski model with a single cube life index if  $W$  and  $L$  do not change. It seems like there should be a similar link between Janowski’s model with two indexes and the jump model with average and local jump volatility, but the connection is not as obvious as with the simpler case and is left for future work.

## Appendix 2: more on the live cube limit

The generalization of the live cube model will discard its assumption of continuous dynamics in favor of discrete jumps. This appendix reviews the live cube limit as a warm up, to demonstrate how the approach works in a known case.

### *Win probability dynamics*

The live cube limit corresponds to a model for the cubeless probability of win  $P$ , where  $P$  follows a Brownian motion as it evolves through time. We can write down a stochastic differential equation that  $P$  satisfies:

$$dP_t = \sigma(P_t)dz_t$$

The volatility  $\sigma(P_t)$  is left general since as we will see later, it makes no difference to the solution. The process has zero drift because the probability of win must be a martingale. That is, the expected value of  $P(t+dt)$  must equal its value at the current time  $t$ ,  $P(t)$ , and so the expected value of the change in  $P$  must be zero.

### *Cubeful equity*

If we assume that the equity  $E$  is a function of both  $P$  and time  $t$  we can write out the stochastic differential equation it must satisfy by applying Ito's Lemma:

$$dE_t = \frac{\partial E}{\partial P} dP + \frac{1}{2} \frac{\partial^2 E}{\partial P^2} (dP)^2 + \frac{\partial E}{\partial t} dt$$

Like the probability  $P$  the equity  $E$  must also be a martingale: the amount of money I expect to win after my next roll, averaged over all the possible rolls, must equal my current expectation of money. This means the expected value of  $dE$  must be zero.

Requiring  $E$  to be a martingale defines the partial differential equation that  $E$  must satisfy:

$$\frac{\sigma^2(P)}{2} \frac{\partial^2 E}{\partial P^2} + \frac{\partial E}{\partial t} = 0$$

To solve that PDE we also need to know the boundary conditions. In this case, for any time  $t$ , we know the equity at the take point and at the cash point. So we know  $E(P=TP, t)$  and  $E(P=CP, t)$ . For a money game when the cube is centered, the equity at the take point is  $-1$  and is  $+1$  at the cash point.

What about any boundary conditions in the time direction? Since backgammon is not forced to end at some maximum number of rolls, the game will continue until the probability  $P$  diffuses to one of the two "barriers" at  $P=TP$  or  $P=CP$ .

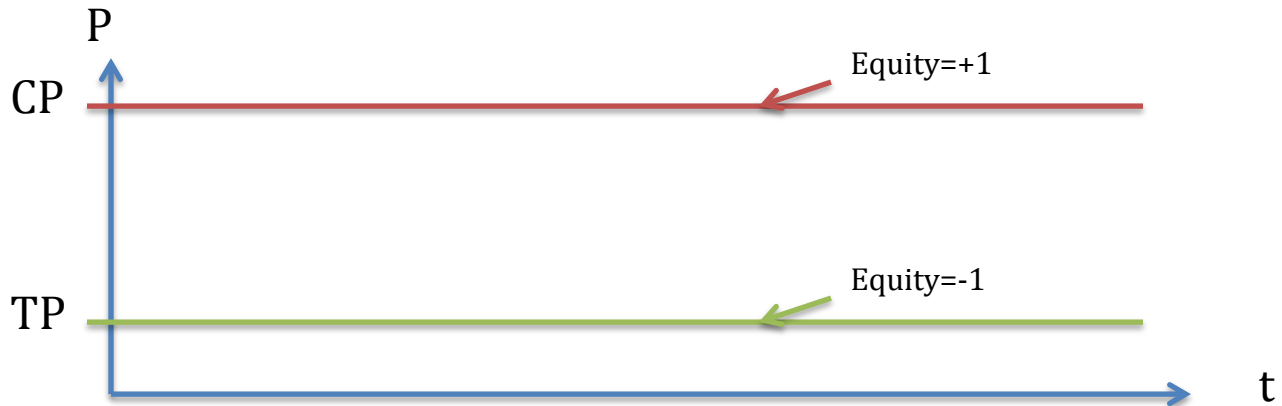


Figure 4: the game equity is a function of the cubeless win probability  $P$  and time. The game has no fixed end time; it evolves until  $P$  touches the take point  $TP$  or the cash point  $CP$ . The equity at both sides is known:  $-1$  at the take point and  $+1$  at the cash point (when the cube is centered). When the player owns the cube the “take point” is at  $P=0$  where the equity is  $-L$ ; and when the opponent owns the cube the “cash point” is at  $P=100\%$  where the equity is  $+W$ .

The fact that there is no end date, and that we do not have any parameters that explicitly depend on time  $t$ , means that the equity  $E$  cannot explicitly be a function of  $t$ . So  $E=E(P)$ , the second term in the PDE above goes to zero, and the PDE simplifies to a second-order ordinary differential equation:

$$\frac{\sigma^2(P)}{2} \frac{d^2 E}{dP^2} = 0$$

Note that as long as the volatility is not zero you can divide it from both sides: the form of the volatility does not matter. (Indeed you can follow a similar analysis and show that it does not matter even if you allow volatility to be stochastic.) The equity satisfies a particularly simple differential equation

$$\frac{d^2 E}{dP^2} = 0$$

The general solution to this second-order ordinary differential equation is just  $E(P) = A + B P$ . That is, the equity is linear in probability of win, running between the limits appropriate for cube ownership.

#### *Take and cash points*

The take point can be calculated by noting that it occurs at the value of  $P$  such that the equity when the player owns the doubled cube equals  $-1$  (the pass value). When the player owns the cube at 2, his equity runs between  $-2L$  at  $P=0$  and  $+2$  at the cash point  $CP$ :

$$E = \frac{2P - (CP - P)2L}{CP}$$

P equals the take point TP when this equals -1, so

$$-CP = 2TP - (CP - TP)2L$$

By symmetry you can do the same for the opponent, flipping TP->1-CP and CP->1-TP, and flipping W and L:

$$-(1 - TP) = 2(1 - CP) - (TP - CP)2W$$

This solves to the take point noted in Appendix 1:

$$TP = \frac{L - 1/2}{W + L + 1/2}$$

Note that this model is fully self-consistent: absent doubling, gammons, or backgammons, the equity runs from +1 at P=100% to -1 at P=0%. The equity is twice the probability less one, so the "implied" probability from the equity matches exactly P.

### Appendix 3: the jump model

The live cube model above is not as realistic as we would like because probability of win does not really diffuse. In reality it steps from one roll to the next, and stepping across the cash point when you own the cube loses you equity that you would be able to capture in the live cube model.

#### *Win probability dynamics*

We change the diffusion of P to a sequence of jumps:

$$dP_t = Jdq$$

q is a Poisson process for the jumps: over a time interval dt, dq is zero with probability 1-λ dt and 1 with probability λ dt. λ is the frequency of jumps; the firing of the Poisson process means a turn happens. J is the size of the jump when it happens. We assume this jump distribution can be a function of the probability state P, though the mean of the jump distribution has always to be zero so that dP remains martingale. As we shall see later, practically we do not need to know much about the form of the distribution: as long as we assume it is symmetric in positive

and negative jumps, all we need is the expected absolute jump. So we shall not need to specify any particular distributional characteristics other than symmetry.

### *Cubeful equity*

As with the live cube limit we can write down the stochastic differential equation that the equity satisfies, which is more complex than before because it has to account for all the P-states we might jump into:

$$dE_t = \frac{\partial E}{\partial t} dt + \lambda dt \int_{J=-\infty}^{\infty} f(J, P) dJ (E(P + J) - E(P))$$

Here,  $f(J, P)$  is the probability density for the jumps, which must have zero mean for the probability to be martingale. It is a function also of  $P$  because we allow for the jump volatility (the standard deviation of the jump distribution) to vary with  $P$ .

We have to be a bit careful with equity past the take and cash points. That was not an issue in the continuous case because it was impossible to get past them without a cube action. In this model the probability can jump past the barriers – that corresponds to  $E(P+J)$  being beyond a barrier in the equation above.

Indeed in the general formulation the probability can jump below 0% or beyond 100%! Whether this model is self-consistent in this general case is an open question (for me at least), though it is more likely to be self-consistent in the small-standard deviation limit we discuss below.

Again, setting the expected value of  $dE$  to zero to make it a martingale, we end up with the integral equation that the equity solves:

$$\lambda \int_{J=-\infty}^{\infty} f(J, P) (E(P + J) - E(P)) dJ + \frac{\partial E}{\partial t} = 0$$

As there is no explicit time dependence anywhere,  $E$  cannot be a function of  $t$ , and the equation simplifies to

$$\lambda \int_{J=-\infty}^{\infty} f(J, P) (E(P + J) - E(P)) dJ = 0$$

As long as  $\lambda$  is not zero we can divide through both sides to simplify:

$$\int_{J=-\infty}^{\infty} f(J, P)(E(P + J) - E(P))dJ = 0$$

Again we have known boundary conditions at  $P=TP$  and  $P=CP$  – though we do not know the take and cash points in advance and will need to calculate them self-consistently as part of the solution to the equation above.

This is a pretty tough equation to solve generally. You can approach it numerically, which we will do in the Appendix 4 to validate the approximation.

Or, if the distribution is not a function of  $P$  (so just  $f(J)$ ) it is a Fredholm equation of the second kind, which admits a closed form solution for some flavors of  $f(J)$  – for example, double-exponential. However, having a state-varying jump volatility is actually quite important if we want to have sensible behavior as  $P \rightarrow 0$  or  $P \rightarrow 100\%$ .

We can get an approximate closed form solution if we assume that the width of the distribution is “small”. Small here means small compared to the market window  $CP-TP$ , but since those are probabilities of order 1, small just means much less than 1.

The first thing to notice is that a linear solution  $E(P) = A + B P$  solves the original equation for any distribution, as long as that solution applies for all  $P$ .  $E(P+J)-E(P) = B J$ , and the integral simplifies to

$$B \int_{J=-\infty}^{\infty} f(J) J dJ = B E[J] = 0$$

The integral simplifies to the expected value of  $J$ , which we know has to be zero to make the probability a martingale (as it must be). This does not depend on any assumption about the jump distribution – it’s true for any distribution at all.

The bad news: the equity is of course not linear everywhere. For  $P < TP$  the equity is constant and for  $P > CP$  it is also constant (though at a different level). So the linear solution does not solve our real boundary conditions.

Now we make our simplifying assumption that the standard deviation of the jump size is small. The important part here is that the span of the integral, while technically from  $-\infty$  to  $+\infty$ , really has non-trivial value within a few standard deviations of  $J=0$ .

Under this approximation, when far from the take or cash points in the middle of the market window, the linear solution still works. That is, well inside the market window, the equity is a linear function of the probability  $P$ : write  $E(P) = A + B P$ . Later we will solve for  $A$  and  $B$ .

Next consider what happens when the probability is just above the take point: it is discontinuous in P, and takes a value above the take equity of -1. To see this, rewrite the integral equation as

$$E(P) = \int_{J=-\infty}^{\infty} f(J)E(P + J) dJ$$

When P is just above the take point TP (call it  $P=TP^+$ ), half the integral covers states where the probability jumps below the take point, where the equity is fixed at the take equity -1, and half the integral covers states where the equity is on its way up to its value at the cash point, so greater than -1. This means  $E(P=TP^+)$  must be greater than -1 as the values it averages over are always  $\geq -1$ . But  $E(P=TP) = -1$ , so if  $E(P=TP^+)$  is greater than -1 by a finite amount, the equity is discontinuous.

Let's be more quantitative. Assume that the linear solution, which works in the middle of the market window, also applies just inside the take and cash points. Then  $E(P=TP^+) = A + B TP$ , and we can constrain A and B with the integral equation above:

$$A + B TP = - \int_{J=-\infty}^0 f(J)dJ + \int_{J=0}^{\infty} f(J)(A + B(TP + J))dJ$$

You can follow this through to a new relationship between A and B:

$$A + B(TP - E[|J|]) = -1$$

$$A + B(TP - \alpha_{TP}) = -1$$

where the second term inside the bracket is the expected absolute jump, as long as the distribution is symmetric (the same for positive and negative jumps). I replaced the expected absolute jump size with the expression  $\alpha_{TP}$ , my notation for jump volatility at the take point.

Note that this is why I define jump volatility as the expected absolute jump rather than the standard deviation of jumps: the results depend only on the expected jump size. The only assumption I make is that the jump distribution is symmetric; if that is true, the details of the distribution do not matter to the cubeless equity calculations, other than the expected absolute jump.

The jump volatility value  $\alpha_{TP}$  is meant to represent a sensible value for jump volatility when the cubeless win probability P is at the take point. Later we will make decisions about the best estimate of jump volatility to use there.



Next, perform a symmetric operation at the cash point (beyond which the equity equals +1) to find another relationship between A and B that depends on  $\alpha_{CP}$ , our best estimate of jump volatility when P is at the cash point:

$$A + B(CP + \alpha_{CP}) = 1$$

### *Take point and cash point estimates*

We can now calculate take and cash points under the model. First consider the take point. A player will pass on the cube when offered if her equity post-double is less than -1 (normalized to the current cube level). So we need to know the post-double equity if the player owns the cube.

Now we make one additional assumption: the jump volatility goes to zero as the probability of win goes to zero. We make this assumption to avoid having a jump in equity across  $P=0$ ; really, in an end game state the probability varies quite smoothly. In practice this means jump volatility goes to zero, turning the process again into a continuous Brownian motion.

Under this assumption, the equity after the double at  $P=0$  is equal to  $-2L$  (again, normalized to the cube value before the double).

The equity just before the cash point is a bit below +2 because there is a jump in cubeful equity across the cash point. The size of that jump depends on the jump volatility at that point. Since that phase of the game is fairly far from the current one (when P is near the take point), we use the average jump volatility. We assume cubeful equity is linear between these two points, so we have:

$$\begin{aligned} E_p &= 2(A_p + B_p P) \\ A_p &= -L \\ A_p + B_p(CP + \alpha_a) &= 1 \end{aligned}$$

where  $\alpha_a$  is our estimate of average jump volatility and CP is the cash point. Then we can solve for P such that  $E_p = -1$ ; that defines the take point TP:

$$TP(1 + L) = (L - \frac{1}{2})(CP + \alpha_a)$$

That gives us the take point, but only in terms of the (yet undetermined) cash point CP. The next trick is to note that everything is symmetric if we switch to the perspective of the opponent and redo the calculation. We transform  $TP \rightarrow 1 - CP$ ,  $CP \rightarrow 1 - TP$ ,  $W \rightarrow L$ , and  $L \rightarrow W$ . That gives us

$$(1 - CP)(1 + W) = (W - \frac{1}{2})(1 - TP + \alpha_a)$$

Now we have two equations for the take point TP and the cash point CP and can solve for both of them:

$$TP = \frac{(L - 1/2)(1 + \alpha_a)}{W + L + 1/2}$$

$$CP = \frac{L + 1 + \alpha_a(1/2 - W)}{W + L + 1/2}$$

Note that both these satisfyingly simple expressions depend only on the average jump volatility  $\alpha_a$ , not the local jump volatility  $\alpha_l$ . The local jump volatility is a measurement of jump volatility in the current game state, but this is not relevant for calculating the post-double cubeful equities, which depend on jump volatility when the game has turned and a redouble is possible.

Local jump volatility is important for calculating the cubeful equity at the current cube level, which is important for calculating initial double and redouble points.

#### *The initial double point*

A player chooses to initially double when the cubeful equity at cube=2 and owned by the opponent is greater than the cubeful equity with a centered cube at 1.

The cubeful post-double equity is a function only of the average jump volatility, since the only equity jump is at the player's take point, which corresponds to a game that has turned from the current state favoring the player.

At P=100% the game is over and the player wins +2W points. We again assume that the jump volatility goes to zero at P=100% so that the equity does not jump at that point. At the take point TP we can use the solution of the integral equation to get another relationship for the linear cubeful equity in terms of the average jump volatility:

$$E_O = 2(A_O + B_O P)$$

$$A_O + B_O = W$$

$$A_O + B_O(TP - \alpha_{TP}) = -1$$

This lets us solve for  $A_O$  and  $B_O$ .

Then we consider the pre-double equity when the cube is centered. This is where the local jump volatility comes into play. We assume that the jump volatility at the cash point is best estimated by the local jump volatility, and at the take point by the average jump volatility (since the take point is farther away than the cash point).

That means the expressions we have for the pre-double cubeful equity are:

$$\begin{aligned}
E_C &= A_C + B_C P \\
A_C + B_C(TP - \alpha_a) &= -1 \\
A_C + B_C(CP + \alpha_l) &= 1
\end{aligned}$$

We can then solve for P such that  $E_O = E_C$ , which is the initial double point ID. That works out to

$$ID = \frac{L+1+\alpha_a(\frac{3}{2}+L-W)+2\alpha_l L(W+L+\frac{1}{2})-\alpha_a^2(W-\frac{1}{2})-2\alpha_a\alpha_l(W+\frac{1}{2})(W+L+\frac{1}{2})}{(W+L+\frac{1}{2})(1+\alpha_a+2\alpha_l(W+L+\frac{1}{2}))}$$

Not as compact as the take and cash point expressions but still relatively simple.

### *The redouble point*

We can perform a similar operation as with the initial double point to find the redouble point. As before we will assume that the appropriate jump volatility to use at the cash point is the local jump volatility, and that the appropriate jump volatility at the take point is the average jump volatility.

We find the point at which the cubeful equity after doubling to a state where the opponent owns the doubled cube is greater than the cubeful equity at the current cube level when the player owns the cube. I find:

$$RD = \frac{(1+L-\alpha_a(L+2W))(1+L-\alpha_a(W-\frac{1}{2})+\alpha_l(W+L+\frac{1}{2}))}{(W+L+\frac{1}{2})(1+L-\alpha_a(L+2W)+2\alpha_l(W+L+\frac{1}{2}))}$$

As an example consider  $W=L=1$ ,  $\alpha_a=7.7\%$ , and  $\alpha_l=13\%$ . In this case the cube decision points are: TP=21.5%, CP=78.5%, ID=62.2%, and RD=66.9%. Here is a plot of the cubeful equity for a centered cube:

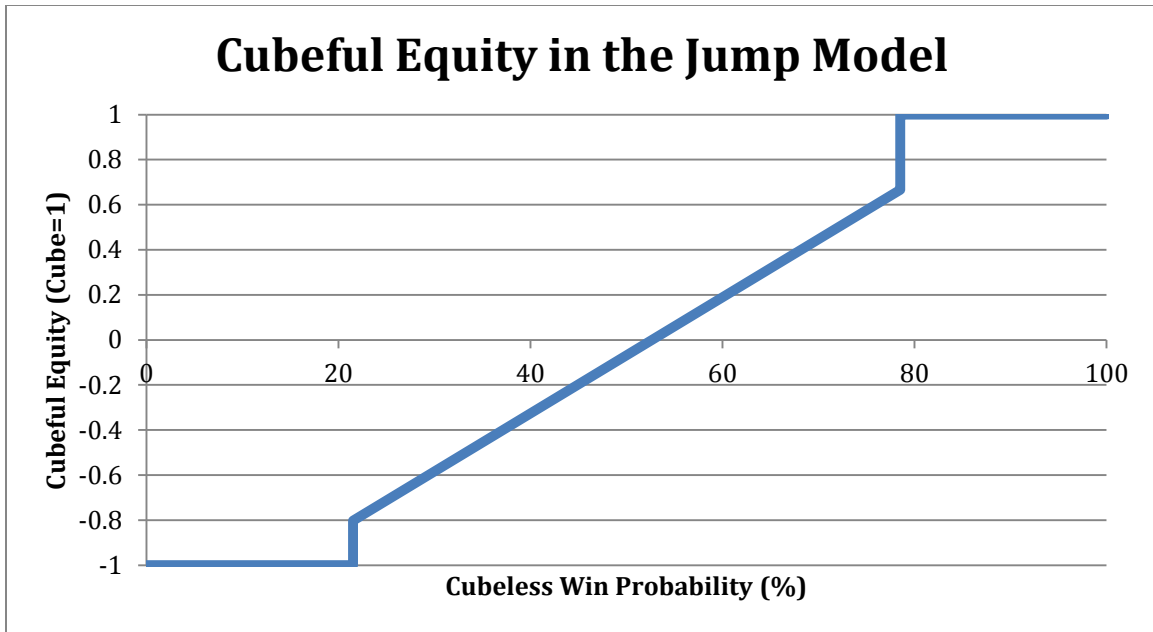


Figure 5: cubeful equity for a centered cube vs cubeless win probability under the jump model.  $W=L=1$ ,  $\alpha_a=7.7\%$ , and  $\alpha_l=13\%$ . The larger local jump volatility (assumed to be relevant for the cash point) causes a larger equity gap at the cash point than at the take point where the assumed jump volatility is the lower average value.

## Appendix 4: numerical confirmation of the small jump volatility approximation

Empirical jump volatilities are around 10%, which is not as “small” compared to the market window as one might like. This section develops a numerical solution of the exact integral equation, using a heuristic form of jump volatility as a function of cubeless win probability, and compares those results with the approximation to validate it.

### *Jump volatility variation with cubeless win probability*

The first thing we want to do is build a somewhat realistic function for jump volatility as a function of  $P$ . I again turn to my backgammon bot and bucket jump volatility for different buckets of  $P$ .

I broke the interval  $P$  (0,100%) into twenty buckets and averaged the jump volatility within 2.5% of  $P=2.5\%$ ,  $7.5\%$ , ...,  $92.5\%$ ,  $97.5\%$  over 100,000 cubeless money games. The standard deviation of probability jump for those twenty points is:

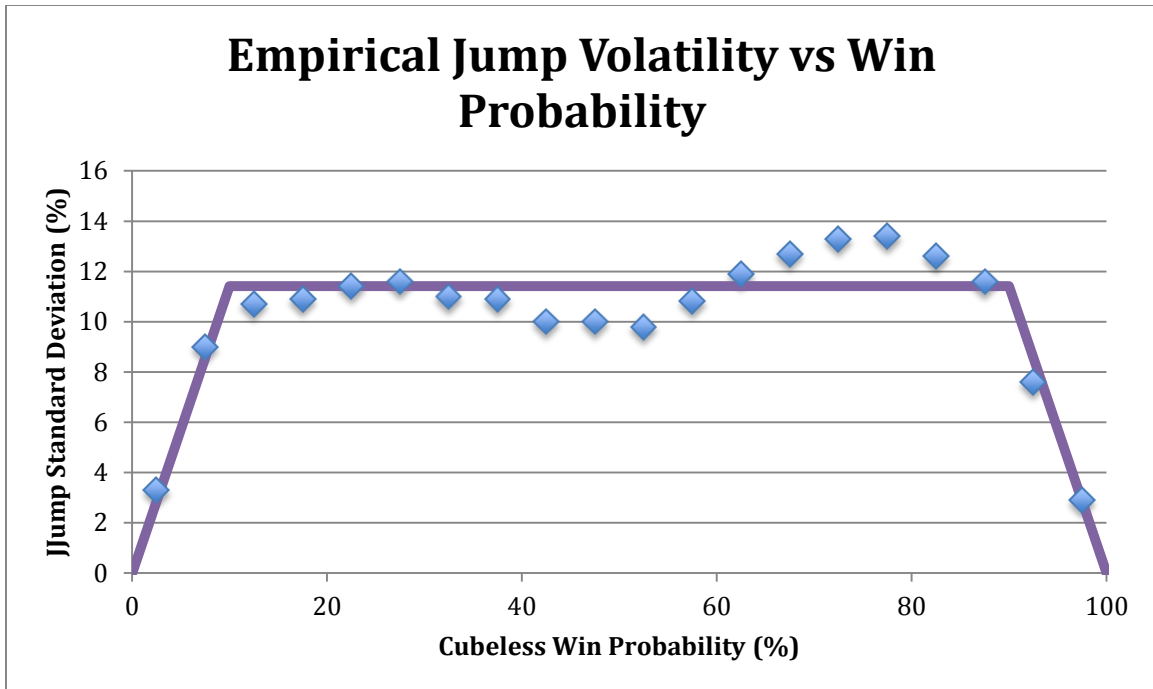


Figure 6: empirical jump volatility bucketed by cubeless win probability for self-play of a strong intermediate backgammon bot over 100,000 cubeless money games. The line shows a heuristic fit to the data.

The jump standard deviation is surprisingly flat for most values of  $P$ , but does indeed drop to zero as  $P$  approaches 0 and 100%.

Note that here I calculated the standard deviation of jump size rather than the expected absolute jump size. That is simply because for this numerical calculation I am going to assume a Gaussian jump distribution for tractability. In the approximation in the earlier section I did not need to make any particular distributional assumption except that the jump distribution is symmetric for positive and negative jumps.

When calculating numerical estimates for the cubeful equity I will use a heuristic form for jump standard deviation that is constant inside (10%,90%), and linear between that constant level and zero in (0%,10%) and (90%,100%). A constant interior value of 11.4% fits the empirical jump standard deviation function fairly well. This heuristic form is plotted in Figure 6 along with the empirical data.

#### *Numerically estimating the cubeful equity*

The task before us is to solve the integral equation for the cubeful equity  $E(P)$

$$E(P) = \int_{J=-\infty}^{\infty} f(J, P)E(P + J) dJ$$

where  $f(J, P)$  is the probability density function for the jumps: Gaussian, with mean zero and standard deviation  $\sigma_J(P)$ .

We start by breaking up  $P$  into  $N$  discrete points, running from  $P_0=TP$  and  $P_N=CP$ .  $E(P)$  takes values  $E_i$  at these discrete points; solving the problem means finding the values of  $E_i$  for  $i=0$  to  $N$ . Note that  $E_0$  does not equal  $-1$  and  $E_N$  does not equal  $+1$ ; they correspond to equities just inside the market window and I allow for jumps in equity across the cash and take points.

At point  $i$  we can write

$$E_i = \int_{J=-\infty}^{\infty} f(J, P_i)E(P_i + J) dJ$$

We can approximate  $E(P_i+J)$  as piecewise linear between the discrete points, and equal to  $-1$  below the cash point and  $+1$  above the take point. For  $i=0$  to  $i=N$ ,

$$E_i = E_P(P_i) + \sum_{j=1}^N I_{ij}$$

where

$$E_P(P) = - \int_{\substack{J=-\infty \\ P_j-P_i}}^{TP-P} f(J, P_i) dJ + \int_{J=CP-P}^{\infty} f(J, P_i) dJ$$

$$I_{ij} = \int_{P_{j-1}-P_i} f(J, P_i) dJ (A_i + B_i(P_i + J))$$

This breaks up the integral into  $N$  pieces where we assume  $E(P)$  is piecewise linear.  $A_i$  and  $B_i$  are functions of the equity at either sides of the  $i^{\text{th}}$  bucket:

$$A_i = \frac{P_i E_{i-1} - P_{i-1} E_i}{\Delta P}$$

$$B_i = \frac{E_i - E_{i-1}}{\Delta P}$$

where  $E_i$  is the  $E(P_i)$ , the equity at the top of the  $i^{\text{th}}$  bucket; and  $\Delta P$  is the width of each bucket in  $P$ .

We can then apply the model choice for  $f(J,P)$ : a Gaussian distribution with zero mean and standard deviation equal to  $\sigma_j$ . We allow  $\sigma_j$  to be a function of  $P$ , with a different value for each bucket index  $i$ ; so we call it  $\sigma_{ji}$ . With this,

$$E_p(P_i) = -N\left(\frac{TP - P_i}{\sigma_{ji}}\right) + N\left(\frac{P_i - CP}{\sigma_{ji}}\right)$$

$$I_{ij} = (A_j + B_j P_i) \left( N\left(\frac{P_j - P_i}{\sigma_{ji}}\right) - N\left(\frac{P_{j-1} - P_i}{\sigma_{ji}}\right) \right)$$

$$+ B_j \frac{\sigma_{ji}}{\sqrt{2\pi}} \left( e^{-\frac{(P_{j-1} - P_i)^2}{2\sigma_{ji}^2}} - e^{-\frac{(P_j - P_i)^2}{2\sigma_{ji}^2}} \right)$$

where  $N(x)$  is the cumulative standard normal distribution function.

The point of this rather complex math is to turn our original integral equation into a matrix equation. For each of the  $N+1$  points the integral equation corresponds to a linear equation for the  $N+1$  equities. We can invert this to solve for the equities. First, though, we need to replace the  $A_i$ s and  $B_i$ s with the appropriate  $E_i$ s to get our  $N+1$  simultaneous equations:

$$E_i = E_p(P_i) + \frac{E_0}{\Delta P} ((P_1 - P_i)\Delta N_{i1} - \Delta e_{i1}) + \frac{E_N}{\Delta P} ((-P_{N-1} + P_i)\Delta N_{iN} + \Delta e_{iN})$$

$$+ \frac{1}{\Delta P} \sum_{j=1}^{N-1} \left( (-P_{j-1} + P_i)\Delta N_{ij} + (P_{j+1} - P_i)\Delta N_{i,j+1} + \Delta e_{ij} - \Delta e_{i,j+1} \right)$$

I've replaced some of the chunkier expressions with shorter variables:

$$\Delta N_{ij} = N\left(\frac{P_j - P_i}{\sigma_{ji}}\right) - N\left(\frac{P_{j-1} - P_i}{\sigma_{ji}}\right)$$

$$\Delta e_{ij} = \frac{\sigma_{ji}}{\sqrt{2\pi}} \left( e^{-\frac{(P_{j-1} - P_i)^2}{2\sigma_{ji}^2}} - e^{-\frac{(P_j - P_i)^2}{2\sigma_{ji}^2}} \right)$$

That is true for  $i=0$  to  $i=N$ , giving us  $N+1$  linear equations for our  $N+1$  unknown  $E_i$ .

I solved this for a specific case:  $TP=30\%$ ,  $CP=70\%$ , and  $\sigma_j$  equal to 20% between  $P=10\%$  and 90%. That corresponds to a relatively tight market window and high jump standard deviation, which should stress the approximation of small jump volatility made in the last section.

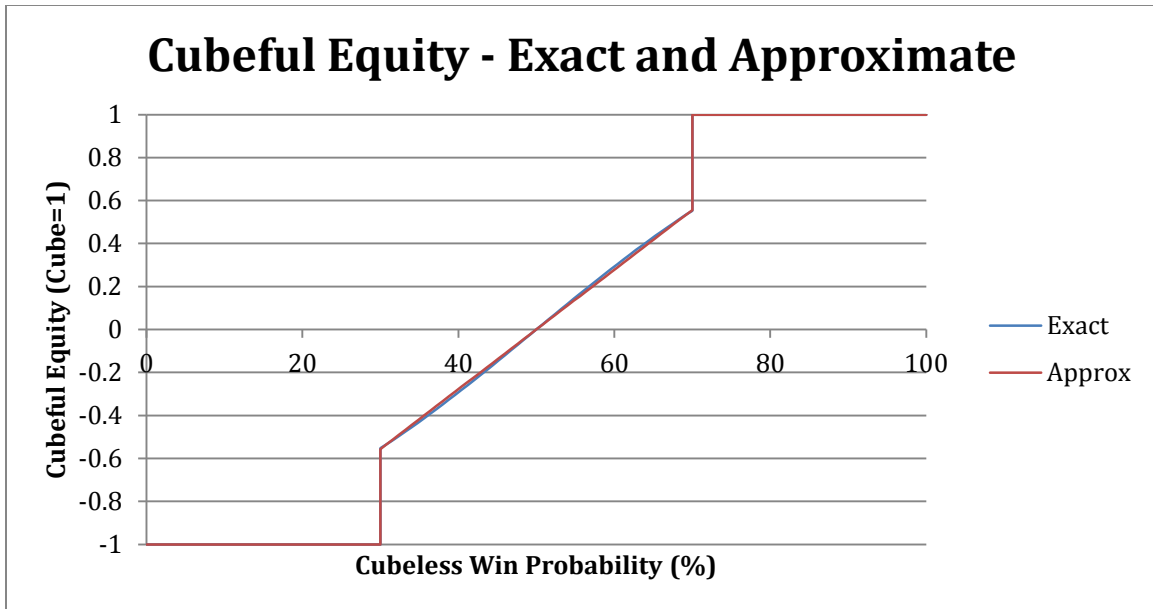


Figure 7: cubeful equity vs cubeless win probability, both the exact numerical calculation (blue) and the small jump volatility approximation (red). For a relatively high 20% jump standard deviation and a relatively tight market window of (30%,70%). Even with these relatively extreme values for the parameters the approximation closely matches the exact calculation.

The approximation matches the exact numerical calculation closely even with these relatively extreme parameter choices.

## References

1. Janowski, R. "Take-Points in Money Games", bkgm.com, <http://www.bkgm.com/articles/Janowski/cubeformulae.pdf>
2. Keeler, E and Spencer, J. "Optional Doubling in Backgammon", Operations Research, Vol. 23, No. 6, November-December 1975.
3. Johansen, Ø. Post about Janowski's formula in rec.games.backgammon Usenet forum. <http://groups.google.com/group/rec.games.backgammon/msg/06f9726a0e116fd7>
4. GNU Backgammon online documentation. <http://www.gnubg.org/documentation/doku.php?id=appendix#12>
5. Higgins, M. Computational Backgammon blog, <http://compgammon.blogspot.com>