

Gamma-rays From Warm WIMP Dark Matter Annihilation

Qiang Yuan¹, Yixian Cao², Jie Liu³, Peng-Fei Yin¹, Liang Gao², Xiao-Jun Bi¹ and Xinmin Zhang³

¹Key Laboratory of Particle Astrophysics, Institute of High Energy Physics,
Chinese Academy of Sciences, Beijing 100049, P.R.China

²Partner Group of the Max Planck Institute for Astrophysics,
National Astronomical Observatories, Chinese Academy of Sciences, Beijing, 100012, P.R. China

³Division of Theoretical Physics, Institute of High Energy Physics,
Chinese Academy of Science, Beijing 100049, P.R.China

(Dated: April 23, 2019)

The weakly interacting massive particle (WIMP) often serves as a candidate for the cold dark matter, however when produced non-thermally it could behave like warm dark matter. In this paper we study the properties of the γ -ray emission from annihilation of WIMP dark matter in the halo of our own Milky-Way Galaxy with high resolution N -body simulations of a Milky-Way like dark matter halo, assuming different nature of WIMPs. Due to the large free-streaming length in the scenario of warm WIMPs, the substructure content of the dark matter halo is significantly different from that of the cold WIMP counterpart, resulting in distinct predictions of the γ -ray signals from the dark matter annihilation. We illustrate these by comparing the predicted γ -ray signals from the warm WIMP annihilation to that of cold WIMPs. Pronounced differences from the subhalo skymap and statistical properties between two WIMP models are demonstrated. Due to the potentially enhanced cross section of the non-thermal production mechanism in warm WIMP scenario, the Galactic center might be prior for the indirect detection of warm WIMPs to dwarf galaxies, which might be different from the cold dark matter scenario. As a specific example we consider the non-thermally produced neutralino of supersymmetric model and discuss the detectability of warm WIMPs with Fermi γ -ray telescope.

PACS numbers: 95.35.+d,95.85.Pw

I. INTRODUCTION

The so-called dark matter (DM), discovered ~ 80 years ago in the astronomical observations, is still one of the biggest mysteries in the fields of physics, astronomy and cosmology. To understand the nature of DM particles is a big challenge of the community. There are several ways being proposed to detect the WIMP DM particles (see e.g., [1]), among which the *indirect search* through the cosmic ray (CR) particles is the most active one in recent years due to the operation of several new generation satellites, such as PAMELA, Fermi and AMS02. In many kinds of CR particles, the anti-particles, γ -rays and neutrinos are good probes to search for DM signals. Especially, γ -rays are widely discussed, due to the simple propagation and the high sensitivity detections from both spatial and ground-based telescopes. The constraints on the DM parameters become stronger and stronger in recent years thanks to the Fermi γ -ray observations [2–6].

One of the key problems in the study of the γ -ray emission from the WIMP DM annihilation is the density distribution of DM. It is observationally very difficult to determine the density distribution of DM, especially at small scales. Currently the postulated best knowledge about the DM density distribution comes from the numerical N -body simulations (e.g., [7–9]).

The initial matter power spectrum which describes cosmic density perturbation depends on the particle nature of DM. For the cold DM (CDM), the particle velocity when decoupling is negligible and the corresponding free-streaming length is very short. The small free-streaming

length enables structures down to very small scales to form.

The CDM scenario has been shown to be in good agreement with the observations of the cosmological large scale structures. However, it has been a long time problem of the CDM scenario that the expected structures are inconsistent with observations at sub-galactic scale (e.g., [10–14]). One possible solution of this problem is the warm DM (WDM) scenario ([15–17], or a recent review [18]). In general, with a thermal distribution, the particle mass of the WDM should be as light as $\sim \text{keV}$. After decoupling the velocity of WDM can be fast enough to introduce a large free-streaming scale below which the structures are smoothed out. Thus the formation of small scale structures in the WDM scenario can be suppressed.

If the DM is finally proven to be warm, the impact on the detection of DM particles is fatal, because most of these experiments aim to search for the weakly interacting massive particles (WIMPs) which are traditionally cold. For the canonical WIMPs, when produced thermally in the early Universe, the velocity is non-relativistic after decoupling and they behave like CDM. Alternatively the WIMPs if produced non-thermally, it can be warm [19, 20]. In Ref.[20] the authors showed explicitly that the power spectrum of this non-thermally produced WIMPs has a clear suppression at small scales. The non-thermally produced WIMP scenario will have some interesting properties for the *indirect search* of DM, because 1) compared with the light WDM the mass of the non-thermal WIMPs lies within the range of most high energy CR detectors, and 2) in contrast with the thermally

produced WIMPs, the annihilation cross section of non-thermal WIMPs can be larger due to the lack of direct constraints from the relic density. We will discuss the possible γ -ray signatures from such non-thermal WIMP DM annihilation in this paper.

In this paper we focus on predicted DM annihilation signals from the Milky Way halo and its substructures based upon high resolution simulations of WDM in [21].

This paper is organized as follows. In Sec. II we describe the numerical simulations used in this work and the DM density distributions for the smooth halo and subhalos according to the simulations. The signatures of γ -ray signals and detectability analysis are discussed in Sec. III. Finally Sec. IV is the conclusion.

II. NUMERICAL SIMULATION RESULTS

In this section, we describe briefly numerical simulations used in this work and present the properties of the DM distribution based on the numerical simulations. The simulations used in this study are two matched ultra-high resolution simulations of a Milky sized DM halos run with different nature of DM models but with otherwise same numerical setup as well as cosmological parameters. For the CDM simulation, we use “Aq-A-2”, from the *Aquarius* Project [7]. In order to facilitate comparison of DM annihilation emission from cold and warm DM models, for the same halo, we further performed a high resolution simulation assuming WDM model by using the same phase in the initial density field as that of the “Aq-A-2” simulation but a different matter spectrum matching a particular WDM model. In the numerical calculation of this paper, we adopt a 2 keV sterile neutrino [22] as our WDM model which lies within bound of $L\gamma\alpha$ constraint [22]. The chosen WDM introduce a cutoff emerging at a wavenumber $k \sim 10h \text{ Mpc}^{-1}$ in the initial matter power spectrum, below which the power spectrum is well consistent with that of CDM [21]. In the scenario of non-thermal WIMPs, such as a heavy particle T decaying into two WIMPs X , for X around 100 GeV, it requires the mass of particle T around 10^8 GeV [20]. In our simulation, the mass of the “particle” is $1.37 \times 10^4 M_\odot$, and the number of “particles” is larger than 100 million within r_{200} , the radius inside which the mean DM density is 200 times of the critical density. Therefore the lowest mass subhalos resolved in our simulation is $3 \times 10^5 M_\odot$ if requiring more than 20 “particles” for a subhalo. The total mass within r_{200} of the halo is about $1.8 \times 10^{12} M_\odot$. See Table 1 of Ref. [21] for the basic information of the simulations. For a more detailed description of our simulation, please refer to Ref. [21].

A. Smooth halo

The density profile of the smooth component of the simulated halo of the CDM simulation was analyzed in

Ref. [23]. It was shown that the smooth halo density profile can be well fitted with an Einasto profile [24]

$$\rho(r) = \rho_{-2} \exp \left[-\frac{2}{\alpha} \left(\left(\frac{r}{r_{-2}} \right)^\alpha - 1 \right) \right], \quad (1)$$

where $\rho_{-2} \approx 0.14 \text{ GeV cm}^{-3}$, $r_{-2} \approx 15.7 \text{ kpc}$ and $\alpha \approx 0.17$ [23]. The local density of DM is then given as $\rho_\odot \approx 0.44 \text{ GeV cm}^{-3}$ at $R_\odot = 8.5 \text{ kpc}$. A higher local density compared with the canonical 0.3 GeV cm^{-3} was also found in recent studies [25–27].

For the WDM halo the density profile of the smooth halo is essentially the same as that of CDM down to the numerical resolution limit of our simulation [28]. The expectation that a core may appear in the center of the halo for WDM due to phase space density constraint [29–31] is not clearly seen in the simulation, this is because the core size of the Milky Way sized halo is predicted to be smaller than resolution limit of our simulation and thus is not resolved. It was shown recently that a density core was indeed observed in WDM simulations, at a scale smaller than 100 pc for 1–2 keV WDM and halo mass $10^8 - 10^{10} M_\odot$ [32]. For the Milky Way like halo the expected core will be even smaller, and the halo density profile will be indistinguishable from that of CDM halo, within the precision of sub-degree of the present γ -ray detectors. In this work we adopt the same equation (1) to describe the density profile of the smooth halo for WDM.

B. Subhalos

Within the virial radius of the studied halo, there are 20529 gravitational bounded subhalos in CDM simulation, and 219 subhalos for WDM¹ simulations. The minimum mass of the resolved subhalo is $\sim 3 \times 10^5 M_\odot$, and the maximum mass is about $10^{10} M_\odot$.

We define the annihilation luminosity of a subhalo as $L_i = \int \rho_i^2 dV_i$. In the work we adopt the Navarro-Frenk-White (NFW, [34]) profile for the subhalos. The determination of the parameters of the NFW density profile from the simulated circular velocity profile can be found in the Appendix of Ref. [34]. For WDM subhalos we employ a constant density core with size $r_c \approx 0.023 \times \left(\frac{\sigma}{30 \text{ km s}^{-1}} \right)^{-0.5} \text{ kpc}$, where σ is the velocity dispersion of the subhalo [35]. Beyond r_c the density distribution is identical with NFW profile. The γ -ray flux from DM annihilation of this subhalo is then proportional to L_i/d_i^2 , with d_i the distance of the subhalo from Earth. To calculate d_i of each subhalo, a random location of the solar system which is 8.5 kpc away from the halo center is chosen.

The mass-luminosity and mass-flux scattering plots of the subhalos are shown in Fig. 1. From the mass-flux

¹ Note for WDM case, the number of subhalos might be overestimated due to the numerical fragmentation of filaments [33].

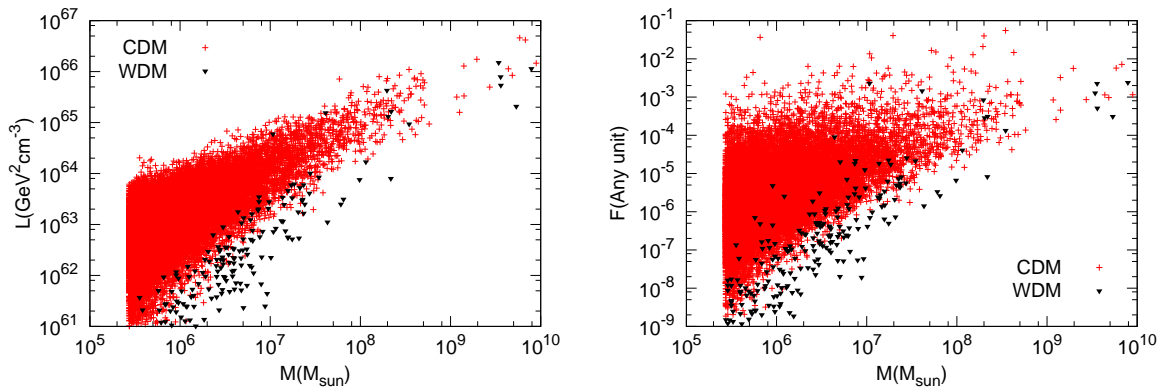


FIG. 1: Annihilation luminosity (L , left) and relative flux (F , right) versus mass of subhalos for CDM and WDM simulations.

relation we see that in general, subhalos in CDM case are more brighter than that of WDM because of relatively lower concentration of subhalo in WDM comparing to CDM [21]. There are also fewer subhalos of WDM can have comparable fluxes as that of CDM. Especially we find the most massive subhalos are usually not the brightest objects. The subhalos with masses $10^7 - 10^9 M_\odot$ have larger probability to give high fluxes [36].

For the CDM case it is expected that there should be a large number of unresolved substructures below the resolution limit of the simulation, which can extend to a mass comparable or even lower than that of the Earth, $10^{-6} M_\odot$ [37, 38]. To include the contribution of unresolved subhalos we have to extrapolate the subhalos to lower mass, according to the statistical properties of the resolved subhalo distributions [7, 39]. We present the basic statistical results of the subhalos of CDM and WDM based on the simulations in the Appendix. For the WDM case, the smallest halo expected to form in the chosen WDM model is $\sim 10^9 M_\odot$, corresponding to $\sim 10^5$ particles in our simulation and hence are well resolved in our simulation. Thus it is not necessary to consider the unresolved subhalos. There are, some spurious subhalo formed in our simulation via artificial fragmentation of filaments as noted by Ref. [33], however we expect that contribution to the annihilation luminosity due to these spurious subhalos is small because of their low abundance. We do not consider them in the following analysis.

C. J -factors

The γ -ray flux observed at the Earth from DM annihilation can be written as

$$\phi_\gamma(E_\gamma, \psi) = \frac{\rho_\odot^2 R_\odot}{4\pi} \frac{\langle \sigma v \rangle}{2m_\chi^2} \frac{dN}{dE_\gamma} \times J(\psi), \quad (2)$$

where m_χ is the mass of the DM particle, $\langle \sigma v \rangle$ is the annihilation cross section weighted with the velocity of

DM particle, $\frac{dN}{dE_\gamma}$ is the γ -ray yield spectrum per annihilation. The dimensionless astrophysical J -factor, related to the DM density profile, is defined as

$$J(\psi) = \frac{1}{\rho_\odot^2 R_\odot} \int_{LOS} \rho^2(l) dl, \quad (3)$$

where ψ is defined as the angle between the observational direction and the Galactic center direction for observer at the Earth. The integral is done along the line of sight (LOS). Taking the detectors angular resolution into account the J factor for a resolved subhalo is defined as

$$J_{\text{sub}}^i(\psi) = \frac{1}{\rho_\odot^2 R_\odot} \frac{L_i}{d_i^2} \times \frac{1}{2\sigma^2} \exp\left[-\frac{(\psi - \psi_i)^2}{2\sigma^2}\right], \quad (4)$$

where L_i , d_i and ψ_i are the luminosity, distance and central direction of the i th halo. The exponential term on the right hand side corresponds to a Gaussian smooth with width σ .

Based on the numerical simulation of WDM we calculate the J factor of the smooth halo and the subhalos. The skymaps of the J factors of the smooth halo, resolved subhalos and the total result for WDM are shown in Fig. 2. The colorbar shows the value of $\log(J)$. For resolved subhalos we employ Gaussian smoothing with $\sigma = 0.5^\circ$.

The skymaps of the CDM subhalos based on the simulation *Aquarius* has been given in Ref. [8]. To compare with the skymap of WDM subhalos given in this work we have also shown the skymaps of CDM in Appendix (see Fig. 8). From those two figures we can clearly see the differences between the CDM and WDM annihilation signals from subhalos. For CDM, there is a non-negligible diffuse component from the unresolved subhalos, especially at the directions far away from the Galactic center. The number of the potentially visible subhalos above the diffuse component is much higher for CDM than WDM. There is also difference in the Galactic center due to expected presence of a core in the WDM scenario. However, we may over-estimate the size of the core in this work compared with that found in the simulations [32]. The actual difference may be smaller.

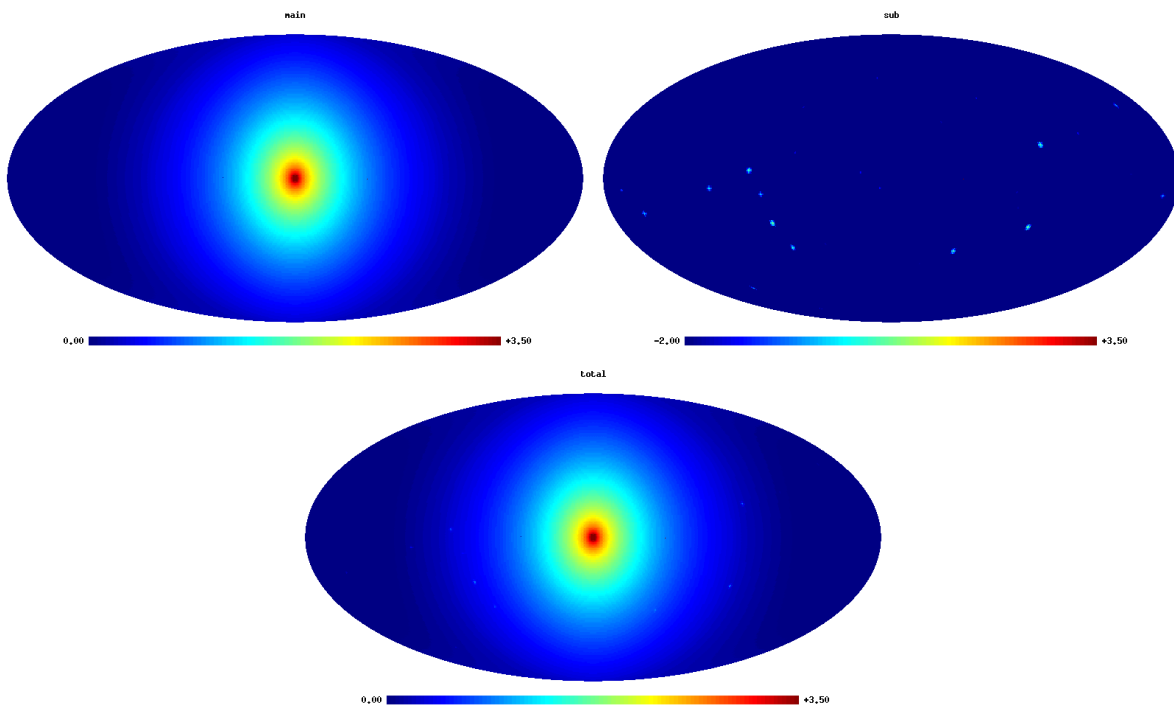


FIG. 2: Skymaps of the J -factors of the main halo (top-left), resolved subhalos (top-right) and total contribution (bottom) for WDM.

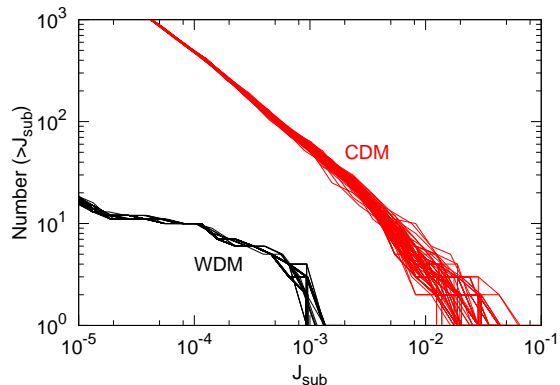


FIG. 3: Accumulative number versus J of subhalos.

The accumulative subhalo number which represents the subhalos with J factor greater than some value J_{sub} versus J_{sub} is shown in Fig. 3. The different lines in each group represent the random choice of the location of the solar system in the halo, with distance fixed to be 8.5 kpc from the center. We can see that the number distribution of WDM is flatter than that of CDM. This is because in the CDM case the relative weight of smaller subhalos compared with larger ones are higher than that in the WDM case. The property presented in Fig. 3, if detectable, is useful to probe the nature of the DM particles.

III. GAMMA-RAY SIGNALS

In this section we study the γ -ray signals from the warm WIMP annihilation. We will present the astrophysical γ ray background and the detectability of the γ -rays from warm WIMP annihilation by Fermi.

A. Astrophysical background

For detectability of DM subhalos we have to take the astrophysical background of diffuse γ -rays into account. We use the GALPROP² [40] code to calculate the Galactic diffuse γ -ray background. The propagation parameters adopted are: $D_0 = 6.59 \times 10^{28} \text{ cm}^2 \text{ s}^{-1}$, $\delta = 0.30$, $v_A = 39.2 \text{ km s}^{-1}$, $z_h = 3.9 \text{ kpc}$, according to the fit to the B/C data [41]. The injection spectra of nuclei are adopted as $\gamma_1^n = 1.91/\gamma_2^n = 2.40$ for rigidity below/above 10 GV, which can basically reproduce the recent measurements of proton and Helium spectra by PAMELA [42], as shown in [43]. Note, however, this simple injection model may not well describe the detailed hardening structures of the CR spectra above several hundred GV, or the difference between proton and Helium spectra ([42, 44, 45]). For CR electrons, the injection spectra are $\gamma_1^e = 1.50/\gamma_2^e = 2.56$ for rigidity below/above

² <http://galprop.stanford.edu/>

3.55 GV as derived according to the pure background fit to the newest e^+e^- data [43]. Such a pure background component cannot explain the e^+e^- excesses revealed by several experiments [46–50]. As illustrated in [51] the contribution to the total diffuse γ -rays from the extra astrophysical sources of e^+e^- , e.g., pulsars, is always negligible in all regions of the sky. For the purpose of the current study, we think it is enough to employ such a 1st-order background model. Finally the extra-galactic γ -ray background is adopted to be the Fermi measured results, $\phi_{\text{EG}} \approx 5.89 \times 10^{-7} (E/\text{GeV})^{-2.44} \text{ cm}^{-2} \text{ s}^{-1} \text{ sr}^{-1} \text{ GeV}^{-1}$ [52].

B. Gamma-rays from warm WIMP annihilation: constraints from the Galactic center

For the warm WIMP, the annihilation cross section may be larger than that of cold WIMP which are constrained by the relic density of DM. However, considering the constraints from e.g., γ -rays and antiprotons, the cross section can not be arbitrarily large. The constraint from PAMELA antiproton data showed that the allowed boost factor³ of neutralino-like DM should be less than 10 for $O(100)$ GeV DM [53]. The new constraints from Fermi observations of dwarf galaxies also gave an allowed boost factor of several for $O(100)$ GeV DM [5]. Here we give the constraint on the warm WIMP annihilation cross section by the Fermi data from the Galactic center.

There are all-sky survey data of diffuse γ -rays from Fermi, available from the Fermi Science Support Center⁴. Up to now there is no clear hint to show the existence of signals from DM in the Fermi data⁵. We can set a rough constraint on the DM model parameters, assuming that the γ -ray flux from DM annihilation does not exceed the expected background, as shown in Fig. 4. Here a sky region $20^\circ \times 20^\circ$ is adopted.

³ Defined as $\langle\sigma v\rangle/3 \times 10^{-26} \text{ cm}^3 \text{ s}^{-1}$.

⁴ <http://fermi.gsfc.nasa.gov/ssc/>

⁵ See [54] for a claim of DM signal in the most central region of the Galactic center. However, the background and possible point source contamination need to be carefully studied.

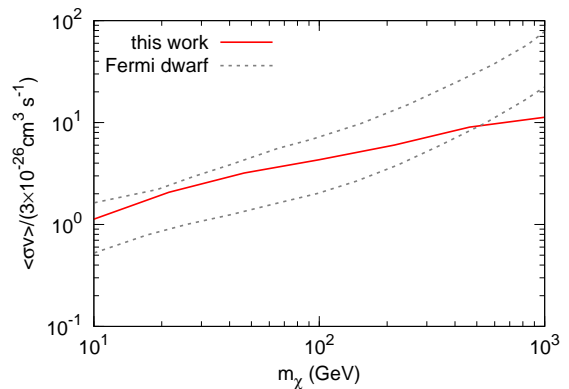


FIG. 4: Constraint on the WIMP annihilation cross section assuming that the γ -ray emission of WIMP annihilation does not exceed that of the background in the Galactic center region. The short dashed lines show the constraints from Fermi observations of dwarf galaxies (upper: Ursa Major II; lower: combined) [5].

It is shown that the allowed boost factor for 100 GeV DM is also at the level of several, which is comparable with that given in other analyses [5, 53]. For comparison the constraints from Fermi observations of dwarf galaxies [5] are also shown in Fig. 4. For Fermi results, the upper one is for Ursa Major II, and the lower one is for the combined analysis of 10 dwarf galaxies. The rough constraints derived in this work is comparable with the strongest constraint from single object of dwarf galaxies. It should be noted that the baryon effect on the DM density profile is unclear yet, thus these constraints may still suffer from uncertainties. Roughly speaking we can say that the allowed boost factor of DM annihilation should be smaller than $O(10)$.

C. Benchmark models of supersymmetric DM

Taking the constraint on the warm WIMP annihilation cross section discussed above, we give two explicit benchmark models to realize the cold and warm WIMP scenarios in supersymmetric DM models.

In the supersymmetric (SUSY) theory with R-parity conservation, the lightest neutralino, which is the combination of gaugino and higgsino, is a well-motivated candidate of DM [55]. In general, there are four parameter regions to obtain the correct thermal relic density of neutralino: (1) all the sfermions are light, neutralinos annihilate via t -channel sfermions exchange; (2) neutralinos scatter with sfermions with nearly mass degeneracy which is so-called “co-annihilation”; (3) $\tilde{\chi}_1^0$ has significant component of Higgsino or wino, with the main annihilation channel to heavy gauge boson or Higgs; (4) neutralinos annihilate via s -channel Higgs resonance with $2m_{\tilde{\chi}_1^0} \sim m_{A^0}$, or m_{h^0} , m_{H^0} . In the first region, the light sfermions are stringently constrained by recent LHC results [56, 57]. In the “co-annihilation” region, the neu-

trino annihilation cross section is often much smaller than the “natural value” $3 \times 10^{-26} \text{ cm}^3 \text{ s}^{-1}$. Thus it is difficult to observe the products of DM annihilation in indirect detections. In the third region, neutralino annihilation could produce large flux of γ -rays due to cascade decay of gauge boson or Higgs. However, a significant component of Higgsino or wino in the neutralino might induce large interaction between DM and nucleon, which is stringently constrained by recent direct detections, such as XENON100 [58].

Here we consider two benchmark models in the “Higgs funnel” region as the cold and warm WIMP candidates. The DM annihilation is enhanced by s -channel pseudoscalar Higgs exchange with resonance effect $m_{A^0} \sim 2m_{\tilde{\chi}_1^0}$, and the main final states of DM annihilations are $b\bar{b}$ ⁶. To acquire a moderate A^0 mass easily, we consider the “NUHM” scenario [59, 60], in which the Higgs mass parameters m_{H_u}, m_{H_d} at GUT scale are different from other scalar masses m_0 . The particle spectrum, DM thermal relic density and annihilation cross section for the benchmark models are calculated by SuSpect [61] and micrOMEGAs [62, 63], and are summarized in Table I. For the warm WIMP model adopted here, the thermal relic density of DM is $\Omega h_{\text{th}}^2 \sim 4.33 \times 10^{-3}$, much smaller than the observational value $\Omega h^2 \sim 0.11$. Therefore it must be produced via non-thermal mechanism. Given the particle models of DM, the γ -ray spectrum from the decay and fragmentation of the final state particles is calculated using the PYTHIA simulation tool [64].

In the benchmark models the DM parameters are $m_\chi \approx 211 \text{ GeV}$, $\langle\sigma v\rangle \approx 1.38 \times 10^{-26} \text{ cm}^3 \text{ s}^{-1}$ for cold WIMP and $2.70 \times 10^{-25} \text{ cm}^3 \text{ s}^{-1}$ for warm WIMP, and the annihilation final state is about 86% $b\bar{b}$ + 14% $\tau^+\tau^-$. The cross section for warm WIMP corresponds to a boost factor of 9, which is roughly compatible with the present constraints from *indirect detections*. Note these constraints are applicable for neutralino DM. For other annihilation final states such as the leptons the constraints might be different, and even larger boost factor could be possible.

D. Gamma-rays from warm WIMP annihilation: subhalos

We calculate the total γ -ray skymaps for the cold and warm WIMP scenarios based on the two SUSY benchmark models given in last subsection. The total γ -ray skymaps above 10 GeV of both the astrophysical background and the DM contribution are shown in Fig. 5.

⁶ The potential phenomenology problem of this region may be the large contribution to rare meson decay, such as $B_d \rightarrow X_s \gamma$ and $B_s \rightarrow \mu^+ \mu^-$, due to light pseudoscalar Higgs and large $\tan\beta$. To avoid violating meson decay observations, some special parameters are needed to suppress total SUSY contributions from Higgs sector and chargino-squark sector.

The left panel is for cold WIMP and the right panel is for warm WIMP respectively.

Finally we discuss the detectability of DM subhalos. Fig. 6 gives the results of the accumulative number versus the detection significance, defined as $\sigma = N_{\text{sig}}/\sqrt{N_{\text{bkg}}}$, for $E > 10 \text{ GeV}$ and 5-yr exposure of Fermi. Here the emission from subhalos within θ_{half} , angular radius containing half of the annihilation luminosity, is taken into account. The sky range to calculate the background number of events is adopted to be $\max(\theta_{\text{half}}, \theta_{\text{res}})$, where $\theta_{\text{res}} \approx 0.1^\circ$, is the angular resolution of Fermi-LAT at $E > 10 \text{ GeV}$ [65].

Similar with Fig. 3 the number distribution for warm WIMP is flatter than that for cold WIMP. This is a signature to distinguish these two scenarios. It is interesting to note that the potential detectability for warm WIMP might be even better (for high σ ones) than that of cold WIMP, although the number of subhalos are significantly less. This is because the allowed cross section for warm WIMP could be larger in principle. However, it is generally difficult to detect the SUSY DM signals from subhalos with the Fermi detector, either for the cold or the warm WIMP scenarios.

IV. CONCLUSIONS

Since more and more evidence showing that the DM tends to be “warm” instead of “cold” (e.g., [18]), it is necessary to investigate the possible consequence on DM detections if it is indeed warm. For the canonical light WDM particle like the sterile neutrino, most of the present DM detection experiments will be useless. Alternatively the non-thermally produced warm WIMP scenario [19, 20] might be interesting enough, for both the cosmological structure formation and the detection of DM particles. The large free-streaming of the DM may help to solve the problems of CDM scenario at small scale, and the WIMP particles are able to be detected with most of the experiments searching for DM.

Based on the high resolution numerical simulations of WDM structure formation, we study the possible γ -ray signals from the annihilation of warm WIMPs in the Milky Way. The *Aquarius* CDM simulations are also employed to compare with the WDM results. We investigate the expected skymaps of the DM annihilation, as well as the statistical properties of the subhalos. The detectability with Fermi telescope is also discussed for two benchmark SUSY models of warm and cold WIMP scenarios respectively. Unfortunately we find that the detectability of the warm WIMPs with current γ -ray experiments is very poor. Nevertheless, it is interesting to investigate the theoretically expected signatures of the γ -rays from warm WIMP annihilation, in case that they might be detected in future.

The major conclusions of this work can be summarized as follows.

- Due to a suppression of structure formation in

TABLE I: Relevant parameters for the two benchmark models. The unit of m_0 , m_{H_u} , m_{H_d} , $m_{1/2}$, A_0 , $m_{\tilde{\chi}_1^0}$ is GeV, and of $\langle\sigma v\rangle$ is cm^3s^{-1} .

	m_0	m_{H_u}	m_{H_d}	$m_{1/2}$	A_0	$\tan\beta$	$\text{sign}(\mu)$	$m_{\tilde{\chi}_1^0}$	$\langle\sigma v\rangle$
Warm WIMP	1200	1300	788	500	-1000	40	+	211	2.70×10^{-25}
Cold WIMP	1200	1300	824	500	-1000	40	+	211	1.38×10^{-26}

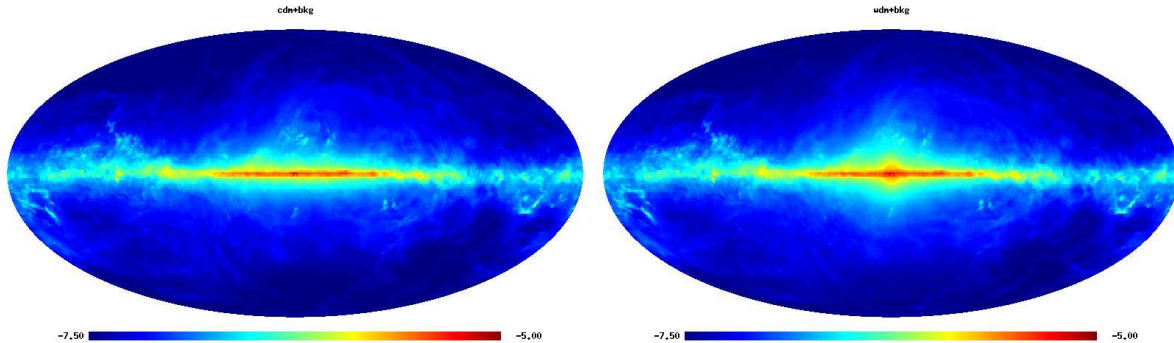


FIG. 5: Skymaps of the total γ -ray emission with background predicted by GALPROP included, for energies $E > 10$ GeV. The left panel is for the cold WIMP case, and the right panel is for the warm WIMP case.

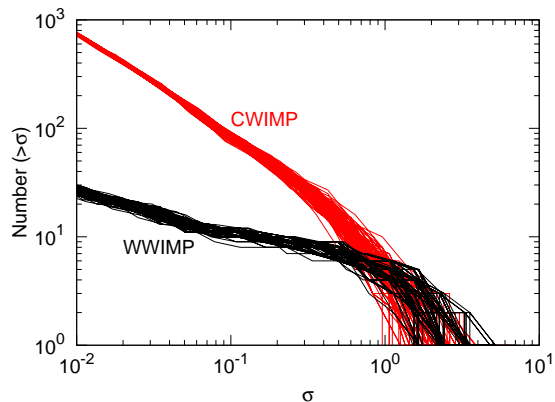


FIG. 6: The accumulative number of subhalos with significance higher than σ , for energies $E > 10$ GeV and 5-yr exposure of Fermi-LAT for the cold and warm WIMP scenarios.

WDM scenario, subhalo is much less abundant in WDM scenario, resulting in a flatter accumulative number distribution of J -factor and a different $N(> J)$ vs. J relation between warm and cold WIMP models.

- We find it is difficult to detect the subhalos with Fermi telescope, both for cold and warm WIMP scenarios. It is found that the detectability of warm WIMP could in principle be better than cold WIMP, because a moderately larger annihilation cross section is allowed for warm WIMP scenario, with a non-thermal production mechanism [66].
- We use the expected astrophysical background γ -

ray emission in the Galactic center region as an upper limit to constrain the model parameters of DM. We have found that the constraint is comparable to that from antiprotons [53] and dwarf galaxies [5]. Since the smooth density profiles of the Milky Way halo are very similar for CDM and WDM, it might be difficult to distinguish between these two scenarios with the observations in the Galactic center.

- For indirect WIMP search strategy, the Galactic center would likely be prior to dwarf galaxies if DM is made of warm WIMPs. For cold WIMPs the γ -ray emission due to dark matter annihilation from the Galactic center is polluted by the high background and the subhalos have been believed to be better targets for DM indirect searches. In the warm WIMP case, however, the emission from the Galactic center could be enhanced due to a larger cross section, while the emission from dwarf galaxies is not as significantly enhanced because of the decrease of the central DM density and centration. For our benchmark models, the signal of the warm WIMP annihilation from the Galactic center will be ~ 20 times stronger than that of cold WIMPs, while it is comparable for subhalos. This might lead to a different detection strategy in case that WIMP is warm.

Acknowledgements

We thank Paolo Gondolo, Shi Shao and Charling Tao for useful discussion. This work is supported by National Natural Science Foundation of China under

grant Nos. 11075169, 11105155, 11105157, 11033005, 10975142, 10973018, 11133003, the 973 project under grant Nos. 2010CB833000, 2009CB24901, and Chinese Academy of Sciences under grant No. KJCX2-EW-W01.

Appendix A: DM distribution from *Aquarius* simulation

Here we give the statistical results used for the extrapolation of the unresolved subhalos, based on the resolved subhalos from *Aquarius* CDM simulations. More results can be found in Refs. [7, 39].

We bin the luminosities L_i of the subhalos with respect to mass and radius. The left panel of Fig. 7 shows the differential distribution of luminosity versus subhalo mass, dL/dM , and the right panel shows the spatial distribution of the luminosity, dL/dV . When doing this analysis we assume that dL/dM is independent with the spatial distribution dL/dV [8], so that we can use all the subhalos to derive both dL/dM and dL/dV . The results for WDM are also shown in Fig. 7 for comparison.

The luminosity-mass relation dL/dM can be fitted with a power-law function

$$dL/dM \propto M^{-1.14}. \quad (\text{A1})$$

We can infer the cumulative luminosity distribution as

$L(> M_{\text{th}}) \propto M_{\text{th}}^{-0.14} - M_{\text{max}}^{-0.14}$. For $M_{\text{th}} \ll M_{\text{max}}$ we have $L(> M_{\text{th}}) \propto M_{\text{th}}^{-0.14}$. Note that this result is flatter than the mass dependence of the cumulative luminosity derived in [8] ($\propto M_{\text{th}}^{-0.226}$). This may be due to the threshold effect when M_{th} is close to $M_{\text{max}} \approx 10^{10} M_{\odot}$. For the spatial distribution of the luminosity dL/dV we use an iso-thermal β function

$$dL/dV \propto \frac{1}{[1 + (r/r_c)^\beta]} \quad (\text{A2})$$

to fit the simulation results. The fitting parameters are $r_c \approx 54$ kpc and $\beta \approx 2.76$.

The unresolved subhalos in the CDM simulation is derived according to the fitting results of dL/dM and dL/dV . The masses of unresolved subhalos are assumed to extend to $M_{\text{min}} \approx 10^{-6} M_{\odot}$ from $M_{\text{res}} \approx 3 \times 10^5 M_{\odot}$.

The J -factor for unresolved subhalos is

$$J_{\text{sub}}^{\text{un}}(\psi) = \frac{1}{\rho_{\odot}^2 R_{\odot}^2} \int_{LOS} \left(\int_{M_{\text{min}}}^{M_{\text{res}}} \frac{d^2 L}{dM dV} dM \right) dl. \quad (\text{A3})$$

Fig. 8 shows the skymaps of J -factors of the smooth halo (top-left), resolved subhalos (top-right), unresolved subhalos (bottom-left) and the total contribution (bottom-right) for CDM. This figure is a reproduction of the result given in Ref. [8].

-
- [1] G. Bertone, D. Hooper, and J. Silk, Phys. Rept. **405**, 279 (2005), arXiv:hep-ph/0404175.
 - [2] A. A. Abdo, et al., Astrophys. J. **712**, 147 (2010), 1001.4531.
 - [3] M. Ackermann, et al., J. Cosmol. Astropart. Phys. **5**, 25 (2010), 1002.2239.
 - [4] A. A. Abdo, et al., J. Cosmol. Astropart. Phys. **4**, 14 (2010).
 - [5] M. Ackermann, et al., Physical Review Letters **107**, 241302 (2011), 1108.3546.
 - [6] A. Geringer-Sameth and S. M. Koushiappas, Physical Review Letters **107**, 241303 (2011), 1108.2914.
 - [7] V. Springel, J. Wang, M. Vogelsberger, A. Ludlow, A. Jenkins, A. Helmi, J. F. Navarro, C. S. Frenk, and S. D. M. White, Mon. Not. Roy. Astron. Soc. **391**, 1685 (2008), 0809.0898.
 - [8] V. Springel, S. D. M. White, C. S. Frenk, J. F. Navarro, A. Jenkins, M. Vogelsberger, J. Wang, A. Ludlow, and A. Helmi, Nature **456**, 73 (2008), 0809.0894.
 - [9] J. Diemand, M. Kuhlen, P. Madau, M. Zemp, B. Moore, D. Potter, and J. Stadel, Nature **454**, 735 (2008), 0805.1244.
 - [10] B. Moore, Nature **370**, 629 (1994).
 - [11] A. Klypin, A. V. Kravtsov, O. Valenzuela, and F. Prada, Astrophys. J. **522**, 82 (1999), astro-ph/9901240.
 - [12] A. Burkert, Astrophys. J. Lett. **447**, L25 (1995), arXiv:astro-ph/9504041.
 - [13] B. Moore, S. Ghigna, F. Governato, G. Lake, T. Quinn, J. Stadel, and P. Tozzi, Astrophys. J. Lett. **524**, L19 (1999), arXiv:astro-ph/9907411.
 - [14] G. Rhee, O. Valenzuela, A. Klypin, J. Holtzman, and B. Moorthy, Astrophys. J. **617**, 1059 (2004), arXiv:astro-ph/0311020.
 - [15] P. Colín, V. Avila-Reese, and O. Valenzuela, Astrophys. J. **542**, 622 (2000), arXiv:astro-ph/0004115.
 - [16] J. Sommer-Larsen and A. Dolgov, Astrophys. J. **551**, 608 (2001), arXiv:astro-ph/9912166.
 - [17] P. Bode, J. P. Ostriker, and N. Turok, Astrophys. J. **556**, 93 (2001), arXiv:astro-ph/0010389.
 - [18] C. Tao, in *EAS Publications Series* (2012), vol. 53 of *EAS Publications Series*, pp. 97–104, 1110.0298.
 - [19] R. Jeannerot, X. Zhang, and R. Brandenberger, Journal of High Energy Physics **12**, 3 (1999), arXiv:hep-ph/9901357.
 - [20] W. B. Lin, D. H. Huang, X. Zhang, and R. Brandenberger, Phys. Rev. Lett. **86**, 954 (2001), arXiv:astro-ph/0009003.
 - [21] M. R. Lovell, V. Eke, C. S. Frenk, L. Gao, A. Jenkins, T. Theuns, J. Wang, S. D. M. White, A. Boyarsky, and O. Ruchayskiy, Mon. Not. Roy. Astron. Soc. **420**, 2318 (2012), 1104.2929.
 - [22] A. Boyarsky, J. Lesgourgues, O. Ruchayskiy, and M. Viel, Physical Review Letters **102**, 201304 (2009), 0812.3256.
 - [23] J. F. Navarro, A. Ludlow, V. Springel, J. Wang, M. Vogelsberger, S. D. M. White, A. Jenkins, C. S. Frenk, and A. Helmi, Mon. Not. Roy. Astron. Soc. **402**, 21 (2010), 0810.1522.

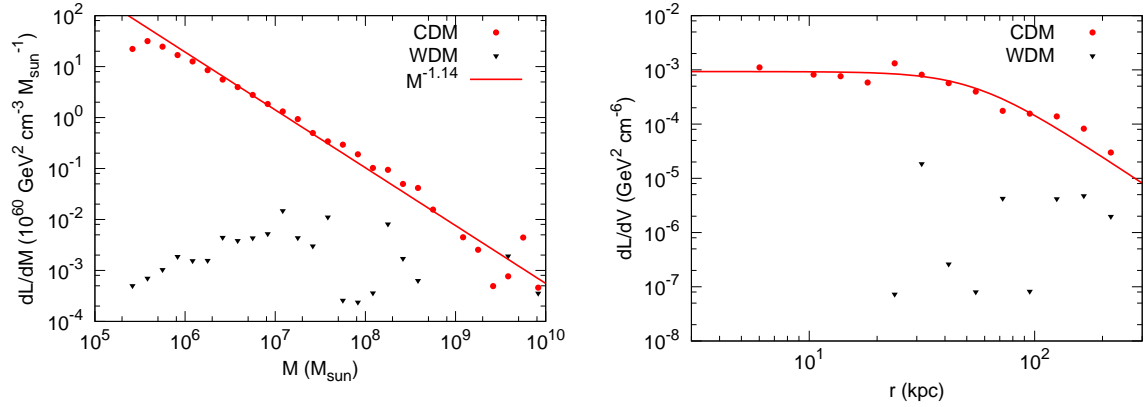


FIG. 7: Differential luminosity-mass relation dL/dM (left) and spatial density of luminosity (right) for subhalos. Red circles are for Aq-A-2 CDM simulation, and black triangles are for Aq-AW-2 WDM simulation. Solid lines are the fitting results for CDM.

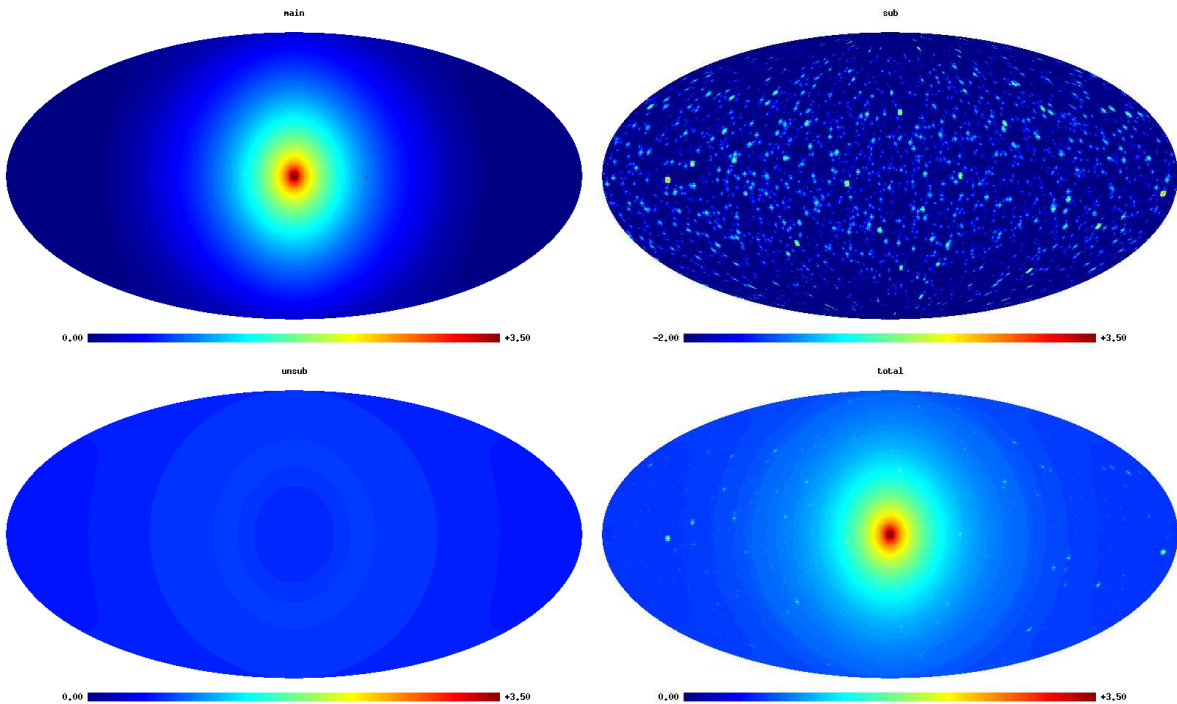


FIG. 8: Skymaps of the J -factors of the smooth halo (top-left), resolved subhalos (top-right), unresolved subhalos (bottom-left) and the total contribution (bottom-right) for CDM.

- [24] J. Einasto, Trudy Inst. Astrofiz. Alma-Ata **51**, 87 (1965).
 [25] R. Catena and P. Ullio, J. Cosmol. Astropart. Phys. **8**, 4 (2010), 0907.0018.
 [26] P. Salucci, F. Nesti, G. Gentile, and C. Frigerio Martins, Astron. Astrophys. **523**, A83 (2010), 1003.3101.
 [27] M. Pato, O. Agertz, G. Bertone, B. Moore, and R. Teyssier, Phys. Rev. D **82**, 023531 (2010), 1006.1322.
 [28] S. Shao and L. Gao, in preparation (2012).
 [29] X. Bi, M. Li, and X. Zhang, Phys. Rev. D **69**, 123521 (2004), arXiv:hep-ph/0308218.
 [30] J. A. R. Cembranos, J. L. Feng, A. Rajaraman, and F. Takayama, Phys. Rev. Lett. **95**, 181301 (2005), arXiv:hep-ph/0507150.
 [31] M. Kaplinghat, Phys. Rev. D **72**, 063510 (2005).
 [32] A. V. Maccio, S. Paduroiu, D. Anderhalden, A. Schneider, and B. Moore, ArXiv e-prints (2012), 1202.1282.
 [33] J. Wang and S. D. M. White, Mon. Not. Roy. Astron. Soc. **380**, 93 (2007), arXiv:astro-ph/0702575.
 [34] J. F. Navarro, C. S. Frenk, and S. D. M. White, Astrophys. J. **490**, 493 (1997), arXiv:astro-ph/9611107.
 [35] C. J. Hogan and J. J. Dalcanton, Phys. Rev. D **62**, 063511 (2000), arXiv:astro-ph/0002330.
 [36] Q. Yuan, X. Bi, and J. Zhang, Chinese Physics C **33**, 826 (2009).
 [37] S. Hofmann, D. J. Schwarz, and H. Stöcker, Phys. Rev. D **64**, 083507 (2001), arXiv:astro-ph/0104173.

- [38] J. Diemand, B. Moore, and J. Stadel, *Nature* **433**, 389 (2005), arXiv:astro-ph/0501589.
- [39] L. Gao, C. S. Frenk, M. Boylan-Kolchin, A. Jenkins, V. Springel, and S. D. M. White, *Mon. Not. Roy. Astron. Soc.* **410**, 2309 (2011), 1006.2882.
- [40] A. W. Strong and I. V. Moskalenko, *Astrophys. J.* **509**, 212 (1998), arXiv:astro-ph/9807150.
- [41] R. Trotta, G. Jóhannesson, I. V. Moskalenko, T. A. Porter, R. Ruiz de Austri, and A. W. Strong, *Astrophys. J.* **729**, 106 (2011), 1011.0037.
- [42] O. Adriani, et al., *Science* **332**, 69 (2011), 1103.4055.
- [43] J. Liu, Q. Yuan, X.-J. Bi, H. Li, and X. Zhang, *Phys. Rev. D* **85**, 043507 (2012), 1106.3882.
- [44] A. D. Panov, et al., *Bulletin of the Russian Academy of Science, Phys.* **73**, 564 (2009), 1101.3246.
- [45] H. S. Ahn, et al., *Astrophys. J. Lett.* **714**, L89 (2010), 1004.1123.
- [46] O. Adriani, et al., *Nature* **458**, 607 (2009), 0810.4995.
- [47] J. Chang, et al., *Nature* **456**, 362 (2008).
- [48] F. Aharonian, et al., *Phys. Rev. Lett.* **101**, 261104 (2008), 0811.3894.
- [49] F. Aharonian, et al., *Astron. Astrophys.* **508**, 561 (2009).
- [50] A. A. Abdo, et al., *Phys. Rev. Lett.* **102**, 181101 (2009), 0905.0025.
- [51] J. Zhang, Q. Yuan, and X.-J. Bi, *Astrophys. J.* **720**, 9 (2010), 0908.1236.
- [52] A. A. Abdo, et al., *Phys. Rev. Lett.* **104**, 101101 (2010).
- [53] F. Donato, D. Maurin, P. Brun, T. Delahaye, and P. Salati, *Phys. Rev. Lett.* **102**, 071301 (2009), 0810.5292.
- [54] D. Hooper and L. Goodenough, *Physics Letters B* **697**, 412 (2011), 1010.2752.
- [55] G. Jungman, M. Kamionkowski, and K. Griest, *Phys. Rept.* **267**, 195 (1996), arXiv:hep-ph/9506380.
- [56] S. Chatrchyan and et al., *ArXiv e-prints:1109.2352* (2011), 1109.2352.
- [57] G. Aad and et al., *ArXiv e-prints:1109.6572* (2011), 1109.6572.
- [58] E. Aprile, et al., *Phys. Rev. Lett.* **107**, 131302 (2011).
- [59] J. Ellis, T. Falk, K. A. Olive, and Y. Santoso, *Nuclear Physics B* **652**, 259 (2003), arXiv:hep-ph/0210205.
- [60] H. Baer, A. Mustafayev, S. Profumo, A. Belyaev, and X. Tata, *Journal of High Energy Physics* **7**, 65 (2005), arXiv:hep-ph/0504001.
- [61] A. Djouadi, J.-L. Kneur, and G. Moultaka, *Computer Physics Communications* **176**, 426 (2007), arXiv:hep-ph/0211331.
- [62] G. Bélanger, F. Boudjema, A. Pukhov, and A. Semenov, *Computer Physics Communications* **176**, 367 (2007), arXiv:hep-ph/0607059.
- [63] G. Bélanger, F. Boudjema, A. Pukhov, and A. Semenov, *Computer Physics Communications* **180**, 747 (2009), 0803.2360.
- [64] T. Sjöstrand, S. Mrenna, and P. Skands, *Journal of High Energy Physics* **5**, 26 (2006), arXiv:hep-ph/0603175.
- [65] W. B. Atwood, et al., *Astrophys. J.* **697**, 1071 (2009), 0902.1089.
- [66] X. Bi, R. Brandenberger, P. Gondolo, T. J. Li, Q. Yuan, and X. M. Zhang, *Phys. Rev. D* **80**, 103502 (2009), 0905.1253.