

# Microscopic sub-barrier fusion calculations for the neutron star crust

A.S. Umar,<sup>1,\*</sup> V.E. Oberacker,<sup>1,†</sup> and C. J. Horowitz<sup>2,3,4,‡</sup>

<sup>1</sup>*Department of Physics and Astronomy, Vanderbilt University, Nashville, TN 37235, USA*

<sup>2</sup>*Department of Physics and CEEM, Indiana University, Bloomington, IN 47405, USA*

<sup>3</sup>*Department of Physics and Astronomy, University of Tennessee, Knoxville, Tennessee 37996, USA*

<sup>4</sup>*Physics Division, Oak Ridge National Laboratory, P.O. Box 2008, Oak Ridge, TN 37831, USA*

(Dated: November 8, 2021)

Fusion of very neutron rich nuclei may be important to determine the composition and heating of the crust of accreting neutron stars. Fusion cross sections are calculated using time-dependent Hartree-Fock theory coupled with density-constrained Hartree-Fock calculations to deduce an effective potential. Systems studied include  $^{16}\text{O}+^{16}\text{O}$ ,  $^{16}\text{O}+^{24}\text{O}$ ,  $^{24}\text{O}+^{24}\text{O}$ ,  $^{12}\text{C}+^{16}\text{O}$ , and  $^{12}\text{C}+^{24}\text{O}$ . We find remarkable agreement with experimental cross sections for the fusion of stable nuclei. Our simulations use the SLy4 Skyrme force that has been previously fit to the properties of stable nuclei, and no parameters have been fit to fusion data. We compare our results to the simple São Paulo static barrier penetration model. For the asymmetric systems  $^{12}\text{C}+^{24}\text{O}$  or  $^{16}\text{O}+^{24}\text{O}$  we predict an order of magnitude larger cross section than those predicted by the São Paulo model. This is likely due to the transfer of neutrons from the very neutron rich nucleus to the stable nucleus and dynamical rearrangements of the nuclear densities during the collision process. These effects are not included in potential models. This enhancement of fusion cross sections, for very neutron rich nuclei, can be tested in the laboratory with radioactive beams.

PACS numbers: 25.60.Pj, 26.60.+Gj, 97.80.Jp

## I. INTRODUCTION

There is broad interest in the sub-barrier fusion of neutron rich nuclei, in astrophysics as we discuss in Sec. IA, in the laboratory as discussed in Sec. IB, and in theory, see Sec. IC.

### A. Fusion in accreting neutron stars

Neutron stars, in binary systems, can accrete material from their companions. This material undergoes a variety of nuclear reactions. First at low densities, conventional thermonuclear fusion takes place, see for example [1, 2]. Next at higher densities, the rising electron Fermi energy induces a series of electron captures [3] to produce increasingly neutron rich nuclei. Finally at high densities, these very neutron rich nuclei can fuse via pycnonuclear reactions. Pycnonuclear fusion is induced by quantum zero point motion [4]. The energy released, and the densities at which these reactions occur, are important for determining the temperature and composition profile of accreting neutron star crusts.

Superbursts are very energetic X-ray bursts from accreting neutron stars that are thought to involve the unstable thermonuclear burning of carbon [5, 6]. However, the best current simulations do not reproduce the conditions needed for carbon ignition because they have too

low temperatures [7]. An additional heat source, from fusion or other reactions, could raise the temperature and allow carbon ignition at densities that reproduce observed burst frequencies. Alternatively, there could be a very low energy resonance in the  $^{12}\text{C}-^{12}\text{C}$  fusion cross-section that could explain superburst ignition [8].

Haensel and Zdunik have calculated pycnonuclear fusion reactions at great densities in the inner crust of neutron stars [9] using a very simple crust composition consisting of a single average nucleus. See also the work by Sato[10]. Gupta et al. mention the potential impact of electron capture and neutron emission cascades in their model on fusion [11]. Here a cascade of multiple electron captures and neutron emissions can reduce the atomic number of nuclei until the lower Coulomb barrier allows rapid pycnonuclear fusion.

Horowitz et al. [12] calculate the enhancement in fusion rates from strong ion screening using molecular dynamics simulations, and find that  $^{24}\text{O} + ^{24}\text{O}$  can fuse near  $10^{11}$  g/cm<sup>3</sup>, just before neutron drip. Lau uses a reaction network to follow the composition of an accreting fluid element in the neutron star crust [13]. She considers a range of fusion reactions involving neutron rich isotopes of chemical elements that include carbon to magnesium [14]. These reactions tend to occur at densities just above neutron drip ( $\geq \text{few} \times 10^{11}$  g/cm<sup>3</sup>) and beyond. Therefore we expect fusion reactions of neutron rich isotopes, near the drip line, to be important. Furthermore, this fusion can take place in the background neutron gas that is present in the inner crust of a neutron star.

\*Electronic address: umar@compSci.cas.vanderbilt.edu

†Electronic address: volker.e.oberacker@vanderbilt.edu

‡Electronic address: horowitz@indiana.edu

## B. Fusion experiments with neutron rich radioactive beams

Recent advances in radioactive beam technologies have opened up new experimental possibilities to study fusion of neutron rich nuclei. Furthermore, near barrier fusion cross sections are relatively large so experiments are feasible with modest beam intensities. For example, at the GANIL-SPIRAL facility a reaccelerated beam of  $^{20}\text{O}$  was used to measure near- and sub-barrier fusion of  $^{20}\text{O}$  on  $^{12}\text{C}$  [15]. In addition, measurements are possible at the TRIUMF ISAC facility and in the near future at the NSCL ReA3-6 reaccelerated beam facility. Note that the dynamics of the neutron rich skin of these nuclei can enhance the cross-section over that predicted by a simple static barrier penetration model. For example, neutrons may be transferred from the neutron rich beam to the stable target. Fusion of very neutron rich nuclei, near the drip line, raise very interesting nuclear structure and nuclear dynamics questions.

## C. Calculations of sub-barrier fusion cross sections

In the absence of a practical ab-initio quantal many-body theory for sub-barrier fusion all approaches involve the calculation of an ion-ion potential barrier, usually as a function of the nuclear separation coordinate  $R$ , and the solution of the corresponding one-body Schrödinger equation for the transmission probability and the fusion cross-sections. Many of the phenomenological and semi-microscopic potentials for fusion utilize the double-folding method [16, 17], which is based on the physical assumption of *frozen densities* or the *sudden* approximation. As the name suggests, in this approximation the nuclear densities are unchanged during the computation of the ion-ion potential as a function of the internuclear distance. While asymptotically fusion potentials may be determined from Coulomb and centrifugal interactions, the short distance behavior strongly depends on the nuclear surface properties and the readjustments of the combined nuclear system, resulting in potential pockets, which determine the characteristics of the compound nuclear system. For this reason approaches based on frozen densities start to fail as the nuclear surface overlap begins to be substantial due to lack of rearrangements and exchange effects. This is the situation for fusion at deep sub-barrier energies for which the inner turning point of the potential barrier happens at a large density overlap. In the coupled-channel approach this has been addressed with the addition of a repulsive core potential at small nuclear separations [18, 19].

During the past several years, we have developed a new microscopic approach for calculating heavy-ion interaction potentials that incorporates all of the dynamical entrance channel effects included in the time-dependent Hartree-Fock (TDHF) description of the collision process [20]. The method is based on the TDHF

evolution of the nuclear system coupled with density-constrained Hartree-Fock calculations (DC-TDHF) to obtain the ion-ion interaction potential. The formalism was applied to study fusion cross-sections for the systems  $^{132}\text{Sn}+^{64}\text{Ni}$  [21],  $^{64}\text{Ni}+^{64}\text{Ni}$  [22],  $^{16}\text{O}+^{208}\text{Pb}$  [23],  $^{132,124}\text{Sn}+^{96}\text{Zr}$  [24], and to reactions leading to the super-heavy element  $Z = 112$  [25], among others. In all cases a good agreement between the measured fusion cross-sections and the DC-TDHF results were found. This is rather remarkable given the fact that the only input in DC-TDHF is the nuclear effective interaction, and there are no adjustable parameters.

There is a great deal of experimental information on low energy fusion cross-sections for light stable nuclei such as  $^{12}\text{C}$  [26, 27] and  $^{16}\text{O}$  [28, 29]. For these nuclei, barrier penetration models work well for energies near the Coulomb barrier [30]. However, recently Jiang et al. discussed fusion hindrance at extreme sub coulomb barrier energies [31]. Much less information is available for the fusion of very neutron rich light nuclei.

The São Paulo model of fusion calculates an effective potential based on the density overlap between colliding nuclei [32]. Sub-barrier fusion cross-sections can then be calculated via tunneling. The model can be easily applied to a very large range of fusion reactions and qualitatively reproduces many experimental cross-sections [33]. Recently this model was used to tabulate astrophysical  $S$  factors describing fusion of many carbon, oxygen, neon and magnesium isotopes for use in astrophysical simulations [34], see also Ref. [35].

This paper is organized as follows. Our time dependent Hartree Fock formalism is discussed in Sec. II, while Sec. III presents results for effective potentials and fusion cross sections. Finally, these results are discussed and we conclude in Sec. IV.

## II. FORMALISM

We describe our time-dependent Hartree-Fock based formalism in Sec. II A and then, for comparison, review the simple São Paulo barrier penetration model in Sec. II B.

### A. TDHF and DC-TDHF

In this paper, we utilize the DC-TDHF method for the calculation of the ion-ion potential barriers. It is generally acknowledged that the TDHF method provides a useful foundation for a fully microscopic many-body theory of low-energy heavy-ion reactions [36] based on a time-dependent nuclear energy-density functional. During 1970's and 1980's the TDHF theory has been widely used in the study of fusion excitation functions, deep-inelastic scattering of heavy mass systems, and nuclear molecular resonances, while providing a natural foundation for many other studies. An account of some of the

earlier TDHF applications can be found in Refs. [36, 37]. With modern supercomputers it has become feasible to carry out very accurate nuclear structure and reaction studies in full three-dimensional space and using the complete form of the nuclear energy-density functional. The DC-TDHF approach is analogous to calculating microscopic potential energy surfaces with the constrained Hartree-Fock method using e.g. quadrupole and octupole constraints. However, in this approach the TDHF time-evolution takes place with no restrictions. At certain times during the time evolution we perform a parallel static Hartree-Fock minimization while holding the neutron and proton densities constrained to be the corresponding instantaneous TDHF densities. In essence, this gives us the TDHF dynamical path in relation to the multi-dimensional static energy surface of the combined nuclear system. The DC-TDHF approach [20] provides the means for extracting ion-ion potentials from the TDHF evolution of the nuclear collision as follows: The ion-ion interaction potential is given by

$$V_{DC}(\bar{R}) = E_{DC}(\bar{R}) - E_{A_1} - E_{A_2}, \quad (1)$$

where  $E_{DC}$  is the density-constrained energy at the instantaneous separation between nuclear centers  $\bar{R}(t)$ , while  $E_{A_1}$  and  $E_{A_2}$  are the binding energies of the two nuclei obtained with the same energy-density functional. The TDHF evolution also provides us with a coordinate-dependent mass,  $M(\bar{R})$ , which should be used in solving the resulting Schrödinger equation, using the conservation of energy

$$M(\bar{R}) = \frac{2[E_{c.m.} - V_{DC}(\bar{R})]}{\dot{\bar{R}}^2}, \quad (2)$$

where the collective velocity  $\dot{\bar{R}}$  is directly obtained from the TDHF evolution. The  $\bar{R}$ -dependence of this mass at lower energies is very similar to the one found in constrained Hartree-Fock calculations [38] with a constraint on the quadrupole moment. On the other hand, at higher energies the coordinate dependent mass essentially becomes flat, which is again a sign that most dynamical effects are contained at lower energies. The peak at small  $\bar{R}$  values is due to the fact that the center-of-mass energy is above the barrier and the denominator of Eq. (2) becomes small due to the slowdown of the ions.

All of the dynamical features included in TDHF are naturally included in the DC-TDHF potentials. These effects include neck formation, mass exchange, internal excitations, deformation effects to all order, among others. Alternatively, instead of solving the Schrödinger equation with coordinate dependent mass parameter  $M(\bar{R})$  for the heavy-ion potential  $V_{DC}(\bar{R})$ , we can instead use the constant reduced mass  $\mu$  and transfer the coordinate-dependence of the mass to a scaled potential  $V(R)$  using the well known exact point transformation [23, 38]

$$dR = \left( \frac{M(\bar{R})}{\mu} \right)^{\frac{1}{2}} d\bar{R}. \quad (3)$$

The potential  $V(R)$ , which includes the coordinate-dependent mass effects differs from the  $V_{DC}(\bar{R})$  only in the interior region of the barrier. Further details can be found in Ref. [23].

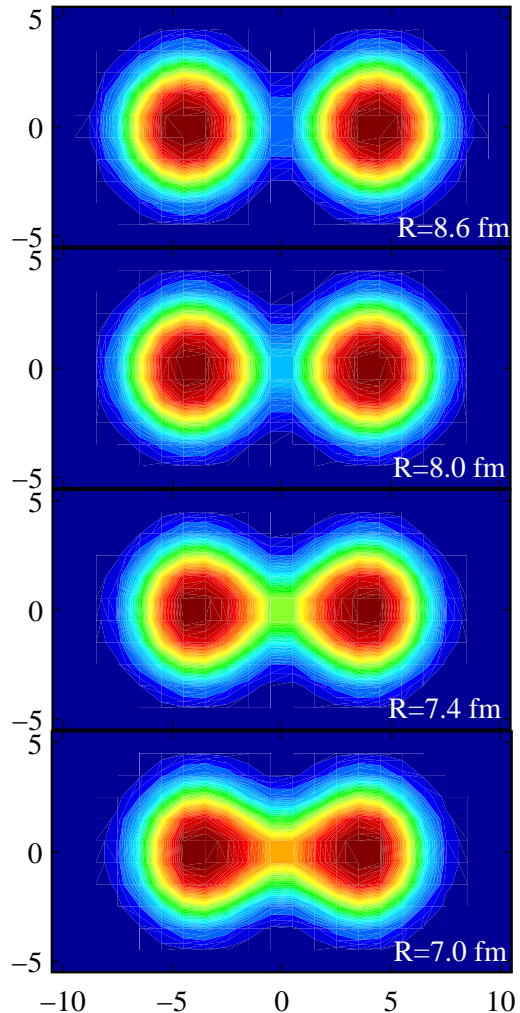


FIG. 1: (Color online) Snapshots of the nuclear density contours in the  $x-z$  plane during the TDHF time-evolution of the  $^{16}\text{O}+^{16}\text{O}$  system at a collision energy  $E_{TDHF} = 12$  MeV are shown for four different ion-ion separation values of  $R$ . The top panel corresponds to the peak of the potential barrier at 10.0 MeV, the subsequent panels show the nuclear density at the inner turning point of the potential barrier corresponding to the c.m. energies, 9.4, 6.5, and 3.7 MeV, respectively.

The fusion barrier penetrabilities  $T_L(E_{c.m.})$  are obtained by numerical integration of the two-body Schrödinger equation

$$\left[ \frac{-\hbar^2}{2\mu} \frac{d^2}{dR^2} + \frac{L(L+1)\hbar^2}{2\mu R^2} + V(R) - E \right] \psi = 0, \quad (4)$$

using the *incoming wave boundary condition* (IWBC) method [39]. IWBC assumes that once the minimum of the potential is reached fusion will occur. In practice, the Schrödinger equation is integrated from the potential minimum,  $R_{\min}$ , where only an incoming wave

is assumed, to a large asymptotic distance, where it is matched to incoming and outgoing Coulomb wavefunctions. The barrier penetration factor,  $T_L(E_{c.m.})$  is the ratio of the incoming flux at  $R_{\min}$  to the incoming Coulomb flux at large distance. Here, we implement the IWBC method exactly as it is formulated for the coupled-channel code CCFULL described in Ref. [40]. This gives us a consistent way for calculating cross-sections at above and below the barrier via

$$\sigma_f(E_{c.m.}) = \frac{\pi}{k^2} \sum_{L=0}^{\infty} (2L+1) T_L(E_{c.m.}). \quad (5)$$

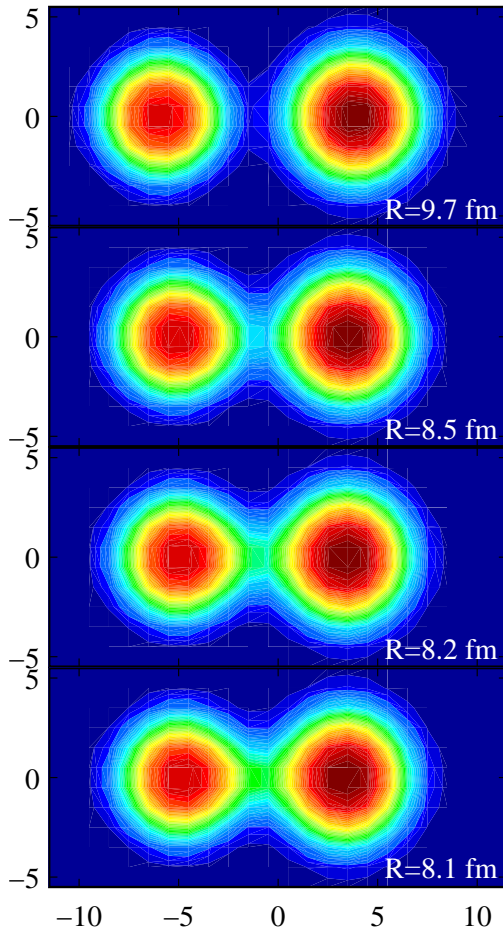


FIG. 2: (Color online) Snapshots of the nuclear density contours in the  $x-z$  plane during the TDHF time-evolution of the  $^{16}\text{O}+^{24}\text{O}$  system at a collision energy  $E_{\text{TDHF}} = 12$  MeV are shown for four different ion-ion separation values of  $R$ . The top panel corresponds to the peak of the potential barrier at 8.5 MeV, the subsequent panels show the nuclear density at the inner turning point of the potential barrier corresponding to the c.m. energies, 6.0, 4.0, and 3.0 MeV, respectively.

### B. Simple São Paulo barrier penetration model

In this section we describe the simple São Paulo barrier penetration model to calculate fusion cross-sections. This

starts with the double folding potential  $V_F(R)$  [32],

$$V_F(R) = \int d^3r_1 d^3r_2 \rho_1(r_1) \rho_2(r_2) V_0 \delta(\mathbf{r}_1 - \mathbf{r}_2 - \mathbf{R}). \quad (6)$$

Here  $\rho_1$  and  $\rho_2$  are the ground-state densities of the two nuclei and  $V_0 = -456$  MeV-fm<sup>3</sup>. From  $V_F$  a nonlocal potential  $V(R, E)$  is constructed,  $V(R, E) = V_F(R) e^{-4v^2/c^2}$ , where  $v$  is the local relative velocity [32] and  $c$  is the speed of light. Finally, tunneling through the Coulomb plus  $V(R, E)$  potentials is calculated in a WKB approximation to infer the fusion cross section [4, 32].

## III. RESULTS

In this section we present results for effective potentials and fusion cross-sections using the two approaches outlined in the preceding section.

Time-dependent Hartree-Fock calculations were done in 3-D geometry and using the full Skyrme interaction including all of the time-odd terms in the mean-field Hamiltonian [41]. The Skyrme parametrization used was SLy4 [42]. In addition to providing a good description of nuclei, this interaction has been used to produce an equation of state for neutron stars [43]. For the reactions studied here, the lattice spans 44 fm along the collision axis and 22 fm in the other two directions. Derivative operators on the lattice are represented by the Basis-Spline collocation method. One of the major advantages of this method is that we may use a relatively large grid spacing of 1.0 fm and nevertheless achieve high numerical accuracy. The initial separation of the two nuclei was 18 fm for central collisions and the TDHF collision energy was  $E_{\text{TDHF}} = 12$  MeV. The time-propagation is carried out using a Taylor series expansion (up to orders 10–12) of the unitary mean-field propagator, with a time-step  $\Delta t = 0.4$  fm/c. The accuracy of the density constraint calculations is commensurate with the accuracy of the static calculations.

Calculations were done on a 16-processor Linux workstation using our OpenMP TDHF code with almost a 100% parallel efficiency. We have performed density constraint calculations every 10–20 time steps. For the light systems considered here, one full calculation takes about 12 hours.

In Fig. 1 we plot snapshots of the nuclear density contours in the  $x-z$  plane during the TDHF time-evolution of the  $^{16}\text{O}+^{16}\text{O}$  system at four different ion-ion separation values of  $R$ . The top panel corresponds to the peak of the potential barrier at 10.0 MeV, the subsequent panels show the nuclear density at the inner turning point of the potential barrier corresponding to c.m. energies of 9.4, 6.5, and 3.7 MeV, respectively. As one can observe from these densities for low c.m. energies the nuclei have a substantial overlap and develop a *neck* which is very different from two overlapping spherical densities as in the frozen-density approach. Figure 2 shows the density contours for the asymmetric  $^{16}\text{O}+^{24}\text{O}$  system. Again,

the top panel represents the density contours corresponding to the peak of the corresponding potential barrier at 8.5 MeV, the subsequent panels show the same quantity at barrier energies 6.0, 4.0, and 3.0 MeV, respectively. The difference between the two figures is interesting. For the neutron-rich system the barrier peak is at a larger  $R$  value since the nuclei come into contact sooner due to the extended neutron skin of the  $^{24}\text{O}$  nucleus.

For simplicity the São Paulo model often assumes Woods-Saxon static nuclear densities with radius parameter  $R = 1.31A^{1/3} - 0.84$  fm and diffuseness  $a = 0.58$  fm [4, 32]. However there are also São Paulo model results using mean field densities [34]. In Fig. 3 we compare these Woods-Saxon ground state densities with those calculated with a spherical Hartree-Fock program using the Skyrme SLy4 interaction. As one can see the surface properties calculated with the two-approaches agree reasonably well, whereas the central dip in the density, characteristic to some light nuclei, is not reproduced by the Woods-Saxon shape.

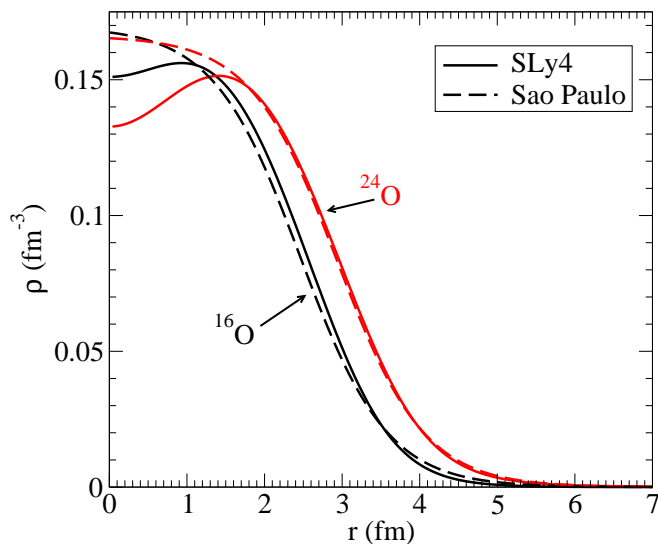


FIG. 3: (Color online) Baryon density of oxygen isotopes  $^{16}\text{O}$  (black) and  $^{24}\text{O}$  (red) versus radial distance  $r$ . The solid lines are HF results for the SLy4 interaction while the dashed lines are simple parameterized Woods-Saxon densities used in the São Paulo barrier penetration model, see Sec. II B.

In Fig. 4 we have plotted various quantities discussed in Sec. II A for the  $^{16}\text{O} + ^{16}\text{O}$  system. We observe how the coordinate-dependent mass modifies the inner part of the barrier when the point transformation is performed. The dashed line shows the potential  $V_{DC}(\bar{R})$  calculated directly from TDHF with density constraint. The coordinate-dependent mass  $M(\bar{R})/\mu$  is also shown on the same plot. As we can see this ratio equals one when the two nuclei are far apart and starts to deviate as the nuclei slow down and finally peaks when  $\dot{\bar{R}}$  approaches zero. The point transformation Eq. (3) results in the potential  $V(R)$ . We stress that the transforma-

tion given in Eq. (3) is carried out for numerical convenience: The original Schrödinger equation which involves the coordinate-dependent mass  $M(\bar{R})$  and the potential  $V_{DC}(\bar{R})$  is mathematically equivalent to the transformed Eq. (4) which contains the constant reduced mass  $\mu$  and the transformed potential  $V(R)$ . However, from a numerical point of view, Eq. (4) is easier to solve because of the simpler structure of the kinetic energy operator.

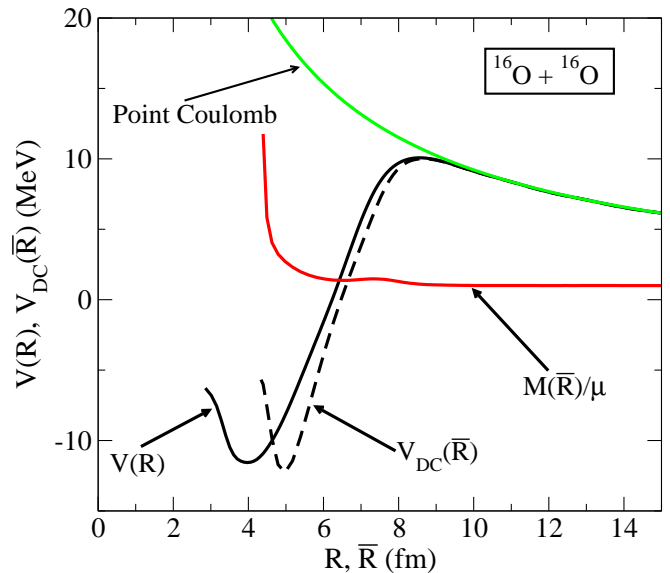


FIG. 4: (Color online) DC-TDHF potential barriers for the  $^{16}\text{O} + ^{16}\text{O}$  system. The dashed line shows the potential  $V_{DC}(\bar{R})$  calculated directly from TDHF with density constraints. The coordinate-dependent mass  $M(\bar{R})/\mu$  is also shown on the same plot. The point transformation Eq. (3) results in the potential  $V(R)$ . Also shown is the point Coulomb potential.

In Fig. 5 we plot the ion-ion potentials obtained using the density-constrained TDHF approach for various oxygen isotopes. These potentials include all the dynamical effects as well as the coordinate dependent mass. We see that the  $^{16}\text{O} + ^{16}\text{O}$  potential (black solid curve) has the highest barrier of about 10 MeV. As the nuclear mass increases the nuclei come into contact earlier, which corresponds to a larger  $R$  value, and deviate from the point Coulomb potential (green solid curve), consequently having a lower barrier height. The barrier heights in decreasing order are 10.00, 9.24, 8.54, and 7.95 MeV. The reason for potentials extending to smaller  $R$  values in the inner part of the barrier is due to the fact that the collision energy is effectively higher for lower barriers thus the system can reach a more compact shape before fusion. With the SLy4 interaction the  $^{28}\text{O}$  nucleus is barely bound, while the experimental drip line is at  $^{24}\text{O}$ , so we have included this nucleus as well.

Excitations are believed to have a significant impact on the outcome of the fusion reactions. The excitations can range from the entrance channel quantal excitations of the projectile and target, as in the coupled-channel



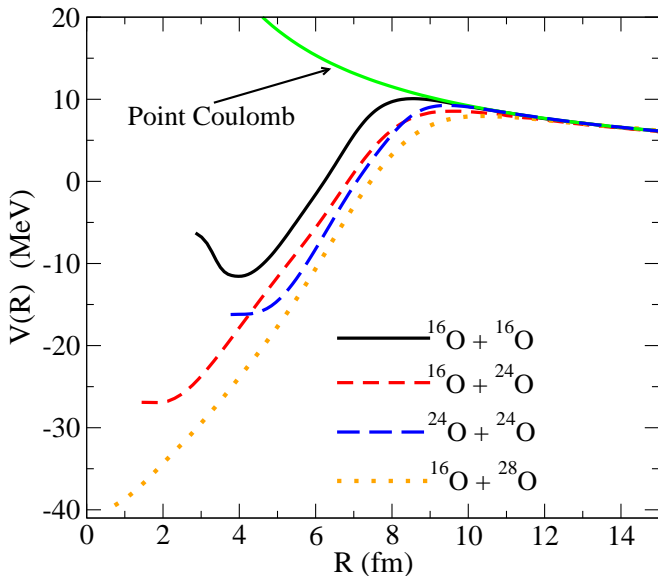


FIG. 5: (Color online) Potential barriers for the O+O system obtained from density constrained TDHF calculations,  $^{16}\text{O}+^{16}\text{O}$  (black solid curve),  $^{16}\text{O}+^{24}\text{O}$  (red short-dash curve),  $^{24}\text{O}+^{24}\text{O}$  (blue long-dash curve), and  $^{16}\text{O}+^{28}\text{O}$  (orange dotted curve). Also shown is the point Coulomb potential.

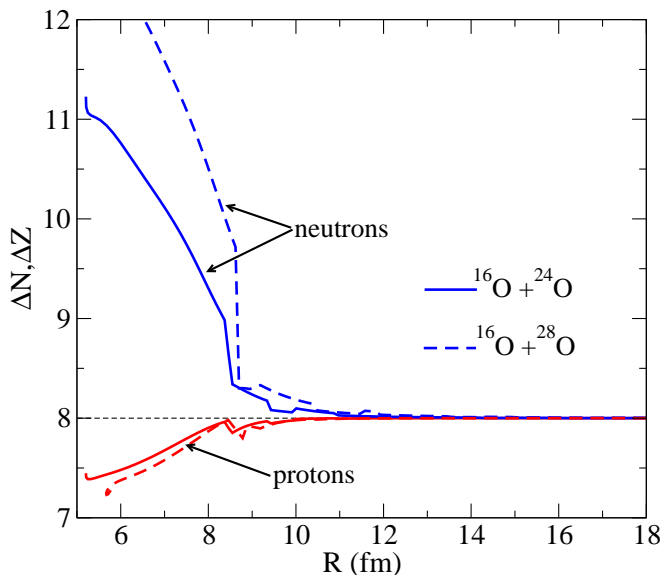


FIG. 6: (Color online) Neutron transfer (blue) and proton transfer (red) to  $^{16}\text{O}$  from the neutron-rich reaction partner versus separation  $R$  during the fusion of  $^{16}\text{O}$  on  $^{24}\text{O}$  (solid lines) and on  $^{28}\text{O}$  (dashed lines).

approach, to collective excitations of pre-equilibrium system, to compound nucleus excitations. These can be further influenced by particle transfer, pre-equilibrium emissions, and evaporation, among others. Theoretically such effects are commonly introduced by hand into various reaction models. However, the influence of excitations on

nuclear reaction dynamics remains to be a difficult and an open problem as it combines both nuclear structure and dynamics under nonequilibrium conditions. In Fig. 6 we plot the average number of neutrons and protons transferred to the  $^{16}\text{O}$  nucleus during the early stages of the TDHF collisions for the  $^{16}\text{O}+^{24}\text{O}$  (solid curves) and the  $^{16}\text{O}+^{28}\text{O}$  (dashed curves) systems. Neutrons are denoted by blue curves and protons by red curves. These transfers are calculated using the standard method in TDHF, which is to take a cut at the point of minimum density in the overlap region between the two nuclei and integrate the densities in the left and right halves of the collision box. A number of interesting things can be observed from this plot; first is the fact that most of the transfer seems to start after we pass the potential barrier peaks. This indicates that particle transfer primarily modifies the inner part of the barriers and not so much the barrier heights. The other observation is that on average about one neutron is transferred from the  $^{24}\text{O}$  to  $^{16}\text{O}$  in the region of  $R$  values relevant for fusion cross-sections, whereas two neutrons are transferred from  $^{28}\text{O}$  to  $^{16}\text{O}$  in the same region. We also note that these transfers occur rather rapidly.

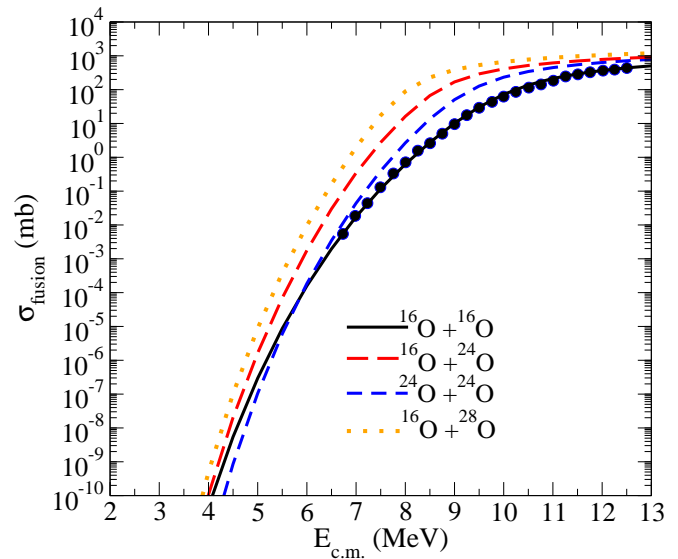


FIG. 7: (Color online) Cross-section versus center-of-mass energy for fusion of oxygen isotopes. Experimental results (filled circles) are from Ref. [29]

We have obtained the fusion cross-sections for the O+O systems by numerical integration of Eq. (4) to calculate the transmission probability and Eq. (5) for the fusion cross sections. The resulting cross-sections are shown in Fig. 7. We observe that for the  $^{16}\text{O}+^{16}\text{O}$  system barriers we obtain a very good description of the low-energy experimental fusion cross-sections. The higher energy part of the fusion cross-sections are primarily determined by the barrier properties in the vicinity of the barrier peak. On the other hand sub-barrier cross-sections are influenced by what happens in the inner part of the

barrier and here the dynamics and consequently the coordinate dependent mass becomes very important. Also shown in Fig. 7 are the fusion cross-sections for  $^{16}\text{O}+^{24}\text{O}$ ,  $^{16}\text{O}+^{28}\text{O}$ , and the  $^{24}\text{O}+^{24}\text{O}$  systems. The behavior of these cross-sections can be deduced from the potential barriers of Fig. 5. The highest fusion cross-sections belong to the collision of  $^{16}\text{O}$  with the most neutron rich isotope  $^{28}\text{O}$ . The interesting observation is that the collisions involving  $^{16}\text{O}$  and a neutron-rich isotope seem to have a larger fusion yield than the  $^{24}\text{O}+^{24}\text{O}$  system.

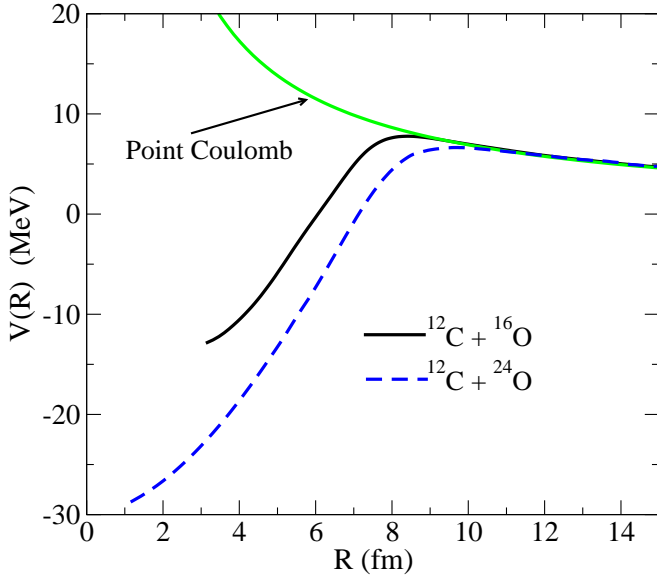


FIG. 8: (Color online) Potential barriers for the C+O system obtained from density constrained TDHF calculations,  $^{12}\text{C}+^{16}\text{O}$  (black solid curve) and  $^{12}\text{C}+^{24}\text{O}$  (blue dashed curve). Also shown is the point Coulomb potential (solid green curve).

In Fig. 8 we show the DC-TDHF potential barriers for the C+O system. The higher barrier corresponds to the  $^{12}\text{C}+^{16}\text{O}$  system and has a peak energy of 7.77 MeV. The barrier for the  $^{12}\text{C}+^{24}\text{O}$  system occurs at a slightly larger  $R$  value with a barrier peak of 6.64 MeV. Figure 9 shows the corresponding cross-sections for the two reactions. Also shown are the experimental data from Ref. [31]. The DC-TDHF potential reproduces the experimental cross-sections quite well for the  $^{12}\text{C}+^{16}\text{O}$  system. Again the cross section for the neutron rich  $^{12}\text{C}+^{24}\text{O}$  is seen to be larger than that for  $^{12}\text{C}+^{16}\text{O}$ .

Some of the strong energy dependence of the fusion cross section  $\sigma(E)$  can be taken into account with the Astrophysical  $S$  factor

$$S(E) = \sigma(E)E \text{Exp}[2\pi\eta], \quad (7)$$

at center-of-mass energy  $E$  and Sommerfeld parameter  $\eta = Z_1 Z_2 e^2 / (\hbar v)$ . Finally, the relative velocity of the nuclei is  $v = \sqrt{2E/\mu}$  for a system of reduced mass  $\mu$ .

The  $S$  factor for our TDHF calculations is shown in Figs. 10 and 11. Also shown are  $S$  factors from

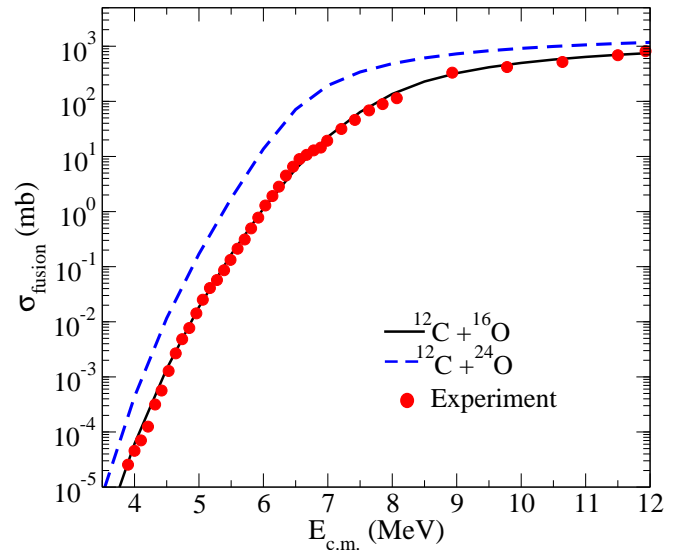


FIG. 9: (Color online) Cross-section versus center-of-mass energy for fusion of  $^{12}\text{C}$  with oxygen isotopes. Experimental data (circles) are from Ref. [31].

accurate nine parameter fits to São Paulo model results [34] (dashed lines). In Fig. 10 the TDHF  $S$  factor for  $^{16}\text{O}+^{16}\text{O}$  agrees well with data. Presumably a small change in the São Paulo potential will allow the São Paulo results to also agree well with data. However, there are interesting differences for more neutron rich systems. We note that the São Paulo  $S$  factor for the symmetric system  $^{24}\text{O}+^{24}\text{O}$  is larger than the TDHF result while the São Paulo  $S$  for the asymmetric system  $^{16}\text{O}+^{24}\text{O}$  is significantly smaller than the TDHF result. We believe this pattern is due to dynamics present in the TDHF formalism that is not included in the simple São Paulo model.

Figure 11 shows a similar pattern for reactions involving  $^{12}\text{C}$ . The TDHF results agree well with data for  $^{12}\text{C}+^{16}\text{O}$  and predict a much larger  $S$  factor, compared to the São Paulo model, for the neutron rich asymmetric system  $^{12}\text{C}+^{24}\text{O}$ . We discuss these differences between our TDHF results and São Paulo model results in the next section.

Finally, fusion in accreting neutron stars may take place in the inner crust where there is a background gas of neutrons. This background gas could impact fusion cross sections. To investigate this we are performing TDHF simulations where the initial conditions involve both the two nuclei, appropriately boosted towards each other, and some unbound neutrons, that are uniformly distributed in the simulation volume. We will report these results in a later publication.

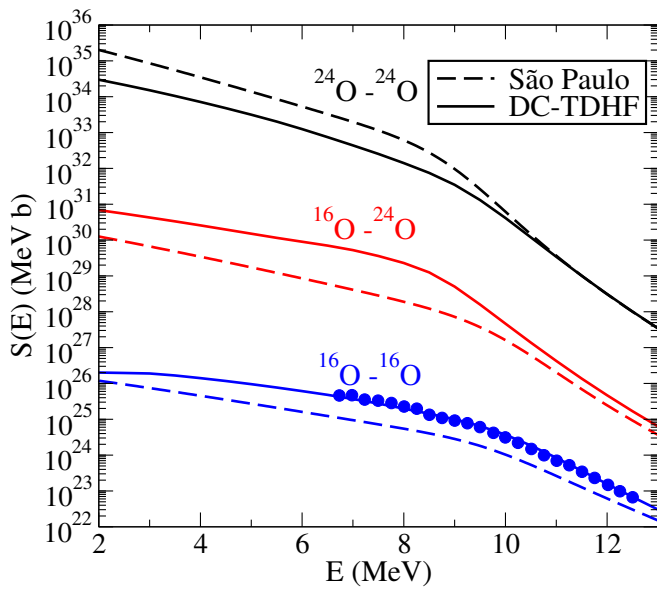


FIG. 10: (Color online) Astrophysical  $S$  factor versus center of mass energy for fusion of oxygen isotopes. Solid lines show TDHF results while dashed lines are for the São Paulo barrier penetration model. Experimental results (circles) are from ref. [29].

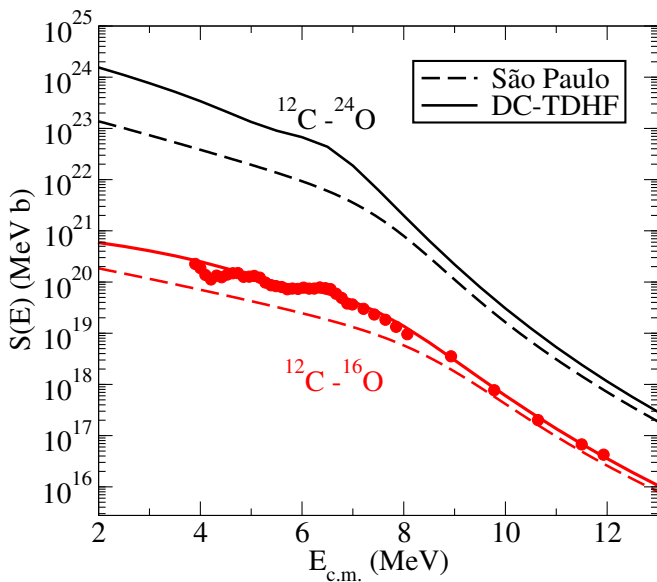


FIG. 11: (Color online) Astrophysical  $S$  factor versus center of mass energy for fusion of  $^{12}\text{C}$  with oxygen isotopes. Solid lines show TDHF results while dashed lines are for the São Paulo barrier penetration model. Experimental results (circles) are from ref. [31].

#### IV. SUMMARY AND CONCLUSIONS

Fusion of very neutron rich nuclei may be important to determine the composition and heating of the crust of accreting neutron stars. In this paper we calculate fusion cross sections using Time Dependent Hartree Fock simulations coupled with density constrained Hartree Fock calculations to deduce an effective potential. We find remarkable agreement with experimental cross sections for the fusion of stable nuclei. Note that our simulations use the SLy4 Skyrme force that has been previously fit to the properties of stable nuclei. No parameters have been fit to fusion data.

We compare our results to the simple São Paulo barrier penetration model. This model calculates an effective potential by folding over static densities for the projectile and target. Within, very roughly, an order of magnitude, our results agree with the São Paulo model. This provides an error estimate for Astrophysical applications of the São Paulo model.

However in more detail, there are very interesting differences between our calculations and the São Paulo model. These differences are likely due to additional dynamics, that is included in our calculations but that is neglected in the São Paulo model. For the asymmetric systems  $^{12}\text{C}+^{24}\text{O}$  or  $^{16}\text{O}+^{24}\text{O}$  we predict an order of magnitude larger cross section than for the São Paulo model. This is likely due to the dynamical effects that change the nuclear densities during the collision process caused by the rearrangement of the single-particle wavefunctions. This enhancement of fusion cross sections of very neutron rich nuclei can be tested in the laboratory with radioactive beams.

Finally, fusion in accreting neutron stars may take place in the inner crust where there is a background gas of neutrons. This background gas could impact fusion cross sections. To investigate this we are performing TDHF simulations where the initial conditions involve two nuclei, appropriately boosted towards each other, and some unbound neutrons, that are uniformly distributed in the simulation volume. We will report these results in a later publication.

#### Acknowledgments

We thank Ed Brown, Hendrik Schatz and Witek Nazarewicz for helpful discussions and acknowledge the hospitality of the Physics Division of Oak Ridge National Laboratory where this work was started. This work was supported in part by DOE grant Nos. DE-FG02-87ER40365 and DE-FG02-96ER40963.

[1] T. Strohmayer, L. Bildsten, in *Compact Stellar X-ray Sources*, Ed. W. H. G. Lewin, M. van der Klis, (Cam-

bridge University Press, Cambridge, 2006), p 113.



- [2] H. Schatz et al., Phys. Rev. Lett. **86**, 3471 (2001).
- [3] S. Gupta, E. F. Brown, H. Schatz, P. Moller, and K-L. Kratz, Astrophys. J. **662**, 1188 (2007).
- [4] E. E. Salpeter and H. M. Van Horn, Astrophys. J. **155** (1969) 183. S. Schramm and S. E. Koonin, Astrophys. J. **365** (1990) 296; erratum **377**, 343 (1991).
- [5] A. Cumming and L. Bildsten, Astrophys. J. **559**, L127 (2001).
- [6] T. E. Strohmayer and E. F. Brown, Astrophys. J. **566**, 1045 (2002).
- [7] A. Cumming, J. Macbeth, J. J. M. in 't Zand and D. Page, Astrophys. J. **646**, 429 (2006).
- [8] R. L. Cooper, A. W. Steiner, E. F. Brown, Astrophys. J. **702**, 660 (2009).
- [9] P. Haensel and J. L. Zdunik, A& A **229**, 117 (1990); **404**, L33 (2003).
- [10] K. Sato, Prog. in Theor. Phys. **62**, 957 (1979).
- [11] Sanjib S. Gupta, Toshihiko Kawano, Peter Moller, Phys. Rev. Lett. **101**, 231101 (2008).
- [12] C. J. Horowitz, H. Dussan, D. K. Berry, Phys. Rev. C **77**, 045807 (2008).
- [13] R. Lau, PhD thesis Michagan State University, unpublished.
- [14] R. Lau and H. Schatz, private communication.
- [15] M. J. Rudolph et al., Phys. Rev. C **85**, 024605 (2012).
- [16] G. R. Satchler and W. G. Love, Phys. Rep. **55**, 183 (1979).
- [17] M. J. Rhoades-Brown and V. E. Oberacker, Phys. Rev. Lett. **50**, 1435 (1983).
- [18] Ş. Mişicu and H. Esbensen, Phys. Rev. Lett. **96**, 112701 (2006).
- [19] H. Esbensen, Phys. Rev. C **77**, 054608 (2008).
- [20] A. S. Umar and V. E. Oberacker, Phys. Rev. C **74**, 021601(R) (2006).
- [21] A. S. Umar and V. E. Oberacker, Phys. Rev. C **76**, 014614 (2007).
- [22] A. S. Umar and V. E. Oberacker, Phys. Rev. C **77**, 064605 (2008).
- [23] A. S. Umar and V. E. Oberacker, Eur. Phys. J. A **39**, 243 (2009).
- [24] V. E. Oberacker, A. S. Umar, J. A. Maruhn, and P.-G. Reinhard, Phys. Rev. C **82**, 034603 (2010).
- [25] A. S. Umar, V. E. Oberacker, J. A. Maruhn, and P.-G. Reinhard, Phys. Rev. C **81**, 064607 (2010).
- [26] H. W. Becker et al., Z. Phys. **A303**, 305 (1981).
- [27] L. R. Gasques et al., Phys. Rev. C **72**, 025806 (2005).
- [28] J. Thomas, Y. T. Chen, S. Hinds, K. Langanke, D. Meredith, M. Olson, and C. A. Barnes, Phys. Rev. C **31**, 1980 (1985).
- [29] J. Thomas, Y. T. Chen, S. Hinds, D. Meredith, and M. Olson, Phys. Rev. C **33**, 1679 (1986).
- [30] A. B. Balantekin, S. Koonin, and J. Negele, Phys. Rev. C **28**, 1565 (1983).
- [31] C. L. Jiang, K. E. Rehm, B. B. Back, and R. V. F. Janssens, Phys. Rev. C **75**, 015803 (2007).
- [32] L. R. Gasques et al., Phys. Rev. C **69**, 034603 (2004). L. C. Chamon et al., Phys. Rev. C **66**, 014610 (2002).
- [33] L. R. Gasques et al., Phys. Rev. C **76**, 045802 (2007).
- [34] M. Beard et al., Atomic Data and Nuclear Data Tables, **96**, 541 (2010).
- [35] D.G. Yakovlev, M. Beard, L.R. Gasques, M. Wiescher, Phys. Rev. C **82**, 044609 (2010).
- [36] J. W. Negele, Rev. Mod. Phys. **54**, 913 (1982).
- [37] K. T. R. Davies, K. R. S. Devi, S. E. Koonin, and M. R. Strayer, in *Treatise on heavy ion Science*, edited by D. A. Bromley, (Plenum, New York, 1985), Vol.3, page 3.
- [38] K. Goeke, F. Grümmer, and P. -G. Reinhard, Ann. Phys. **150**, 504 (1983).
- [39] G. H. Rawitscher, Phys. Rev. **135**, 605 (1964).
- [40] K. Hagino, N. Rowley, and A. T. Kruppa, Comp. Phys. Comm. **123**, 143 (1999).
- [41] A. S. Umar and V. E. Oberacker, Phys. Rev. C **73**, 054607 (2006).
- [42] E. Chabanat, P. Bonche, P. Haensel, J. Meyer and R. Schaeffer, Nucl. Phys. **A635**, 231 (1998); **A643**, 441(E) (1998).
- [43] F. Douchin, P. Haensel, Astronomy & Astrophysics **380**, 151 (2001).