

Production of χ_b -mesons at ATLAS

A.K. Likhoded,^{1,*} A.V. Luchinsky,^{1,†} and S.V. Poslavsky^{1,‡}

¹*Institute for High Energy Physics, Protvino, Russia*

Recent data on $\chi_b(nP)$ -meson production at ATLAS are discussed. Our predictions for the ratio of $\chi_b(2P)$ - and $\chi_b(1P)$ -mesons yields are about two times larger, than the experimental results. The branching fractions of $\chi_{b1}(3P) \rightarrow \Upsilon(1S)\gamma$ decay is estimated. The experimental results for $\chi_b(2P)$ in $\Upsilon(2S)\gamma$, on the contrary, are in our opinion, significantly underestimated.

PACS numbers: 14.40.Pq, 14.40.Nd, 13.85.-t

I. INTRODUCTION

Studies of heavy quarkonia system properties gives a deeper understanding of the Quantum Chromodynamics nature. In the recent measurement by ATLAS Collaboration [1] new data for the $b\bar{b}$ systems was obtained. The radial excitation of the P-wave χ_b states was observed in the radiative transitions to the S-wave Υ states and the $\chi_b(3P)$ state was observed for the first time. The χ_b state comprise a closely spaced triplet of $J = 0, 1, 2$ spin states, which was not observed separately at ATLAS yet. In the present paper we perform the theoretical estimations of the ratio of the χ_b states production rates. The cross-section ratio of different bottomonia radial excitations is obtained and compared with ATLAS results. Also, we give the theoretical predictions for the cross-section ratio of the $\sigma(\chi_{b2})/\sigma(\chi_{b1})$, as we expect that the experimental value will be obtained from the further data processing from ATLAS.

The ratio of the contributions to the $\Upsilon(1S)$ production from radiative decays of $\chi_b(nP)$ states with different n , obtained at ATLAS, raise some questions. For example, the measured value of the $\chi_b(2P)$ and $\chi_b(1P)$ ratio is more than 0.5, while we can expect, that this ratio should be significantly smaller. The first reason is that the branching fractions for the $\chi_b(2P)$ states are about three times smaller, than for $\chi_b(1P)$ ones. The second reason is that the cross-sections of P -wave states of heavy quarkonia production are proportional to the derivative of the wave functions of these states at the origin, and this value should not differ significantly for different n . These reasons led us to expose the theoretical verification of this experimental data in this paper.

In our theoretical estimations we use color-singlet model of the quarkonia bound states formation. It is well known, that the transverse momentum distribution of the final meson cannot be obtained at the leading order within the integrated partonic distributions. This is the initial reason led to introducing the unintegrated distributions and the approach, known as k_T -factorization [2–5]. However, we assume the reasons, discussed in [6, 7] and use integrated partonic distributions. To obtain the non-zero p_T -distribution we take into account the higher order processes with emission of additional gluon in the final state. Such an approach has a weak point at low p_T , since the differential cross-sections have collinear singularities in small p_T region, so it should be expected, that processes with multiple gluons emission gives significant contribution to the cross-section in this region, and the whole perturbation series expansion should be taken into account. Another situation we have at high p_T , where the collinear singularities vanishes. It can be assumed, that multiple soft processes are suppressed by the small value of the strong coupling α_S , and the dominating contribution is given by the process with emission of a single hard gluon in the final state. The ATLAS detector is aimed to measuring of $b\bar{b}$ mesons with $p_T \gtrsim 12$ GeV. We assume, that such p_T restriction allows to neglect all soft processes at the partonic level. Such an approach gives an acceptable agreement with experiments with charmed mesons.

In the next section we briefly discuss the theoretical setup. In the third section we consider the ratios of the χ_b production. We consider the ratio of the $J = 2$ and $J = 1$ states production, which was recently measured for charmed mesons at LHCb detector [8], and in case of charmed mesons we show, that our approach gives the value, that lying at the lower limit of errors of the LHCb data. There is no such experimental data for the bottomonium yet. So our result can be considered as the theoretical predictions for further experiments. Next, we consider the ratio of the $n = 2$ and $n = 1$ radial excitations and compare with the ATLAS data. Finally, we make a predictions for the radiative branching values $\chi_b(3P) \rightarrow \Upsilon(1S)\gamma$, which becomes possible using the ATLAS data.

*Electronic address: Anatolii.Likhoded@ihep.ru

†Electronic address: Alexey.Luchinsky@ihep.ru

‡Electronic address: stvlpos@mail.ru

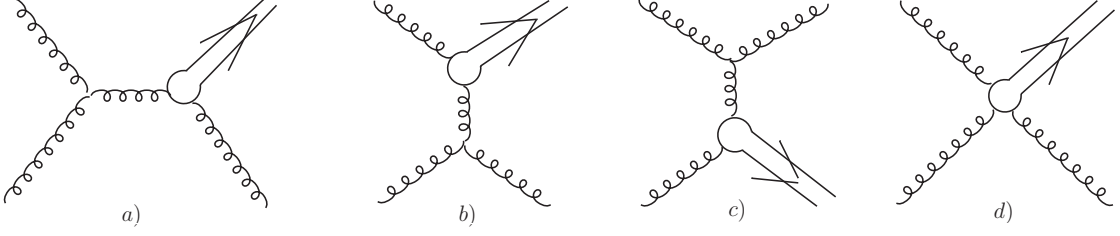


Figure 1: Typical diagrams for $gg \rightarrow \chi_b g$ subprocess

II. ANALYTICAL RESULTS

The cross section of χ_b -meson production in hadronic interaction could be expressed through cross sections of hard subprocesses

$$d\sigma [pp \rightarrow \chi_{bJ} + X] = \sum_{i,j} \int dx_1 dx_2 f_i(x_1) f_j(x_2) d\hat{\sigma}[\chi], \quad (1)$$

where summation is performed over partons i, j , $x_{1,2}$ are momentum fractions of these partons, $f_{i,j}(x_{1,2})$ are partonic distribution functions in initial hadrons, and $d\hat{\sigma}[\chi_b]$ is the cross section of χ_b -meson production in partonic interaction. Since typical values of $x_{1,2}$ fractions at LHC energies are small ($x_{1,2} \sim M/\sqrt{s} \sim 10^{-3}$), gluon-gluon subprocesses give main contribution to this expression, so we will neglect all other mechanisms.

It was already mentioned in the Introduction that in the Leading Order (LO) the relation (1) with integrated over gluon transverse momentum k_T structure functions gives no information about transverse momentum distribution of final quarkonia. So it is necessary to consider Next to Leading Order (NLO) subprocesses with the emission of additional gluon (i.e. reactions $gg \rightarrow \chi_{bJ} g$). Typical diagrams for these reactions are shown in fig.1. It is clear that with such approach one can describe transverse momentum distribution of χ_b -meson. In addition, in these reactions the production of χ_{b1} -mesons is allowed, while at leading order it is forbidden by Landau-Yang theorem. The partonic cross-sections of the corresponding subprocesses were calculated by a number of authors and can be found in [6, 9, 10]. In those works the partonic cross-sections were calculated in case of charmed mesons, so the bottomonium mass should be substituted instead of charmonium mass.

The cross sections of $gg \rightarrow \chi_{b0,2} g$ reactions are divergent in the region of small transverse momentum of final quarkonia $p_T = \sqrt{\hat{t}\hat{u}/\hat{s}}$, where \hat{s} , \hat{t} , and \hat{u} are usual Mandelstam variables of the hard subprocess:

$$\frac{d\hat{\sigma}(gg \rightarrow \chi_{0,2} g)}{dp_T} \sim \frac{1}{\hat{t}\hat{u}}.$$

In the collinear approximation this logarithmic divergence is included into gluon structure functions $f_g(x)$ and led to a well known Altarelli-Parisi equations and the dependence of the partonic distributions on the maximum transverse momentum of the collinear gluons Q : $f(x) \equiv f(x, Q)$. In NLO calculations it is convenient to introduce the cutoff on the transverse momentum $p_T > \Delta$, where Δ is determined from experimental conditions or some physical reasons (for example, Δ can be taken equal to the meson or quark mass, or, as in [6], the value $\Delta \sim 1/r$ was used, where r is the typical radius of heavy quarkonia). In the case of χ_1 -meson production such divergence is absent since in low \hat{t} region the vertex $gg \rightarrow \chi_1$ vanishes and cancels the gluonic propagator. In our calculations we will use the value of ATLAS detector [1] instrumental cutoff $\Delta = 12$ GeV for this parameter.

So, the cross section of χ_{bJ} meson production in hadronic interaction can be written in the form

$$\begin{aligned} \sigma [pp \rightarrow \chi_J + X] &= \int dx_1 dx_2 d\hat{t} f_g(x_1) f_g(x_2) \frac{d\hat{\sigma}[gg \rightarrow \chi_J g]}{d\hat{t}} = \\ &= \int_{\Delta}^{(s-M^2)/2\sqrt{s}} dp_T \int_{\hat{s}_{\min}(p_T)}^s \frac{d\hat{s}}{s} \frac{d\hat{\sigma}_J(\hat{s}, p_T; \mu)}{dp_T} L(\hat{s}; \mu), \end{aligned} \quad (2)$$

where we use common integration variables

$$\hat{s} = x_1 x_2 s, \quad x = x_1 - x_2, \quad p_T = \sqrt{\frac{\hat{t}\hat{u}}{\hat{s}}}$$

and introduce designations

$$\begin{aligned} \hat{s}_{\min}(p_T) &= \left(p_T + \sqrt{p_T^2 + M^2} \right)^2, \\ L(\hat{s}; Q) &= 2 \int_0^{1-\hat{s}/s} \frac{dx}{x_1 + x_2} f_g(x_1; Q) f_g(x_2; Q). \end{aligned} \quad (3)$$

It should be noted, that the expressions (2), (3) depend on two scale parameters: the renormalization scale μ in $\alpha_S(\mu)$ and the maximum transverse momentum of collinear gluons Q in $f(x, Q)$. At low energies the variation of this scale parameters leads to significant variation of the total cross-sections [7], but for LHC energies the dependence is not so crucial. In our work we will use the value $Q = \mu = M$, where M is the mass of the heavy quarkonium (in our estimates we neglect the mass difference between $\chi_b(nP)$ -states and set $M = 10$ GeV). Moreover, when different ratios of theoretical predictions are considered, this dependence cancels. In order to see this, let us estimate the integral in expression (2) using the mean value theorem. It is well known, that, according to this theorem the following relation should hold

$$\int_{\Sigma} dx f(x) F(x) = f(x^*) \int_{\Sigma} F(x) dx, \quad (4)$$

where the integration is performed over (multidimensional) region Σ , and x^* is some point from this region. Using this theorem one can get the relation

$$\lambda = \int_{\Sigma} dx f_1(x) F(x) / \int_{\Sigma} dx f_2(x) F(x) = \frac{f_1(x^*)}{f_2(x^*)},$$

that can be easily obtained from (4) with $f(x) = f_1(x) - \lambda f_2(x)$. Here the point $x^* \in \Sigma$ if the same for numerator and denominator (but different from the one in (4)). Applying the last relation to eq.(2) we get the equation

$$\frac{d\sigma[pp \rightarrow \chi_{b2} + X]/dp_T}{d\sigma[pp \rightarrow \chi_{b1} + X]/dp_T} = \frac{d\hat{\sigma}_2(\hat{s}^*, p_T^*; \mu)/dp_T}{d\hat{\sigma}_1(\hat{s}^*, p_T^*; \mu)/dp_T}, \quad (5)$$

where the point (\hat{s}^*, p_T^*) belong to the integration region in (2) and is the same both for numerator and denominator. The right hand side of this equations depends weakly on the choice of this point, so from its variation we can estimate the theoretical uncertainty. As for dependence on Q — it is canceled with the gluon distributions. The dependence on the renormalization scale μ is canceled, since both numerator and denominator are proportional to the same order of $\alpha_S(\mu)$ ($\sigma \sim \alpha_S^3(\mu)$). Similar relations can be obtained for other ratios.

So, in calculation of χ_b -meson cross sections ratios one can deal only with hard cross sections of these processes. It is clear, that in the framework of applied in our article model these cross sections depend only on heavy quarkonium mass, strong coupling constant α_s and the derivative of meson wave function at the origin. Since we have poor experimental information on the χ_b states, the last value can be determined, from the potential models. In our work, we use predictions or photonic width from several potential models, and then determine the wave function at the origin using the formula

$$\Gamma[\chi_{Q2} \rightarrow 2\gamma] = \frac{576\alpha^2 e_Q^4}{5} \frac{|R'_{nP}(0)|^2}{M^4}$$

In Table I we present the numerical values of this parameters from different sources.

III. NUMERICAL RESULTS

A. Transverse momentum distributions

Let us first consider the transverse momentum distributions of tensor and axial quarkonia. In the case of $\chi_{cJ}(1P)$ -mesons these processes were studied by the LHCb collaboration [8]. In Fig.2 we compare presented by LHCb distribution with the results of our model. One can easily see, that within experimental and theoretical errors these

	[11]	[12]	[13]	[14]	[15]	[16]
$\chi_b(1P)$	0.71	1.02	2.03	0.94	0.84	0.51
$\chi_b(2P)$	0.99	0.88	2.2	1.13	0.98	0.25
$\chi_b(3P)$	—	—	2.43	1.17	1.03	—

Table I: $|R'_{nP}(0)|^2$ (in GeV^5) from different potential models

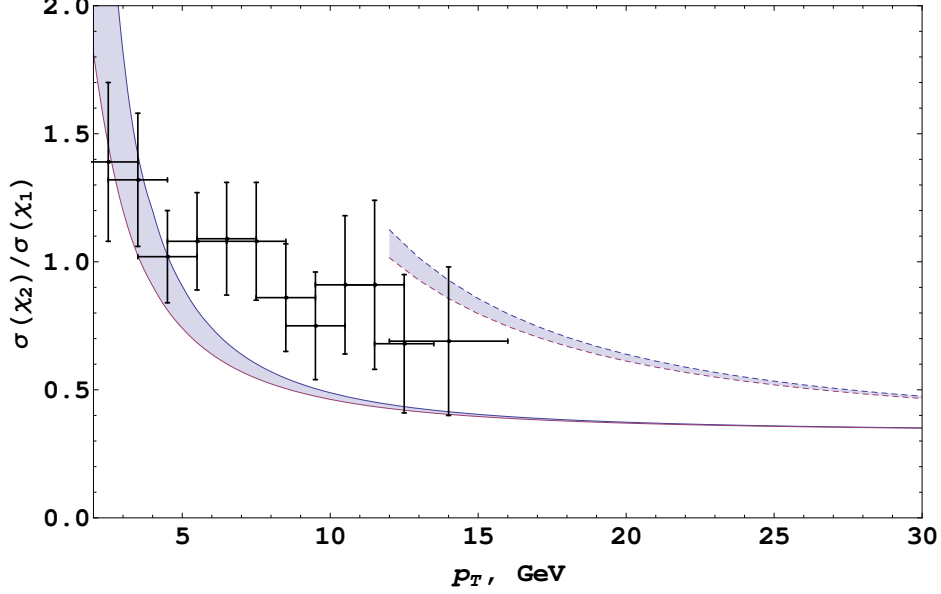


Figure 2: Transverse momentum distributions of the $d\sigma[\chi_2]/d\sigma[\chi_1]$ ratio. Solid and dashed lines stand for charmonium and bottomonium mesons, experimental results from [8] are shown with dots

results agree well with each other, so used in our paper approach is valid. The dashed lines on this figure show similar distribution for bottomonia mesons. If the mass gap between $\chi_J(nP)$ states with different radial numbers n is neglected, the ratio $d\sigma[\chi_2(nP)]/d\sigma[\chi_1(nP)]$ does not depend on the n and presented on fig.2 curves for charmonia and bottomonia are universal.

One interesting property of Fig.2 is that the distribution of the bottomonium matches the charmonium distribution if we perform the rescaling of the p_T variable: $p_T \rightarrow (M_{J/\psi}/M_\Upsilon)p_T$. This is the exact theoretical result, which can be obtained from the dimensionless of the cross-section ratio, which means, that

$$\frac{d\hat{\sigma}_2(x^2\hat{s}, x p_T, x M)}{dp_T} \bigg/ \frac{d\hat{\sigma}_1(x^2\hat{s}, x p_T, x M)}{dp_T} = \frac{d\hat{\sigma}_2(\hat{s}, p_T, M)}{dp_T} \bigg/ \frac{d\hat{\sigma}_1(\hat{s}, p_T, M)}{dp_T}$$

and \hat{s} is an integrating variable in (2), which can be rescaled in an arbitrary way.

Another property of the ratios is that they becomes almost constant at high p_T . This fact is expected and can be easily explained. The differential cross-sections of the tensor mesons ($J = 2$) have collinear singularities at low p_T , while the axial mesons are finite at zero p_T point [6]. The reason is the Landau-Yang theorem, that forbids the production of χ_1 -meson from two massless gluons. As a result, the squared matrix element of the reaction from Fig. 1 b), c) is proportional to the virtuality of the intermediate gluon, so this factor compensates the divergency, caused by the propagator. The opposite situation, we have for high p_T values — the effects of the soft gluons emission becomes negligibly small, and both cross-sections becomes smooth, slowly varying functions, so their ratio becomes almost constant and the uncertainty caused the use of mean value theorem tends to zero.

B. $\Upsilon(1S)\gamma$ final state

Let us now discuss the production of excited χ_b -mesons at LHC. Recently $\chi_b(1P)$ -, $\chi_b(2P)$ - and $\chi_b(3P)$ -mesons were observed in $\Upsilon(1S)\gamma$ and $\Upsilon(2S)\gamma$ modes by ATLAS collaboration [1]. The invariant mass distributions, presented

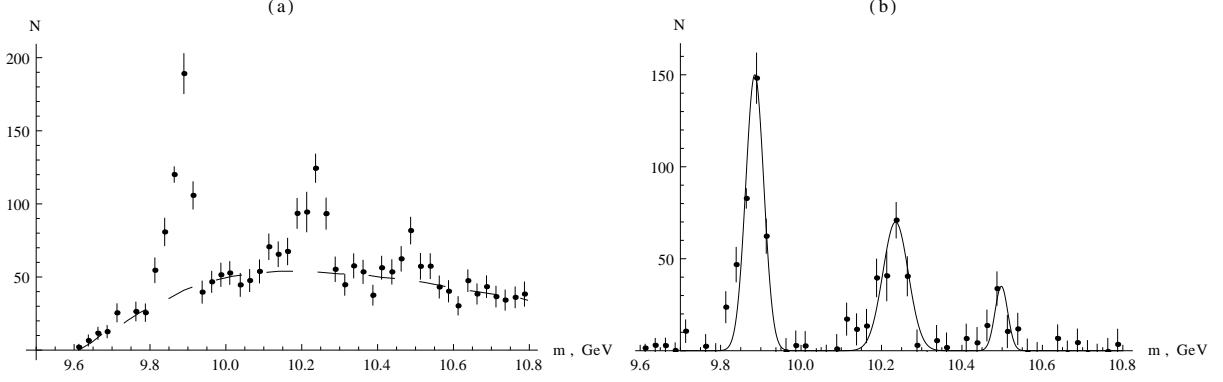


Figure 3: (a) — experimental data from [1] with the background shown by dashed line; (b) — the same experimental data with background subtracted, fitted expression (6) is shown with solid line

in this article, are shown in fig3a. After background subtraction (see Fig. 3b) one can see peaks caused by radiative decays of $\chi_b(1P)$ -, $\chi_b(2P)$ - and $\chi_b(3P)$ -meson. These distributions can be approximated by the expressions

$$\frac{dN[\Upsilon(1S)\gamma]}{dm} = N_1 \exp \left\{ - \left(\frac{m - m_1}{\sigma_1} \right)^2 \right\} + N_2 \exp \left\{ - \left(\frac{m - m_2}{\sigma_2} \right)^2 \right\} + N_3 \exp \left\{ - \left(\frac{m - m_3}{\sigma_3} \right)^2 \right\} \quad (6)$$

where the masses of bottomonia mesons in these expressions are equal to

$$m_1 = 9.885 \text{ GeV}, \quad m_2 = 10.235 \text{ GeV}, \quad m_3 = 10.498 \text{ GeV},$$

while the values for N_i , σ_i are

$$\begin{aligned} N_1 &= 150, & \sigma_1 &= 32 \text{ MeV}, \\ N_2 &= 70, & \sigma_2 &= 45 \text{ MeV}, \\ N_3 &= 35, & \sigma_3 &= 22 \text{ MeV}. \end{aligned}$$

Integrating expression (6) over the regions $m_i - \sigma_i < m < m_i + \sigma_i$ we get the following values for χ_b -meson yields

$$n_1 = 7.1, \quad n_2 = 4.7, \quad n_3 = 2.2,$$

while the ratios of cross section

$$\sigma^{\text{exp}}[nP, mS] = \sum_J \sigma^{\text{exp}}[pp \rightarrow \chi_{bJ}(nP) + X \rightarrow \Upsilon(mS)\gamma + X]$$

are equal to

$$\frac{\sigma^{\text{exp}}[2P, 1S]}{\sigma^{\text{exp}}[1P, 1S]} \approx \frac{n_2}{n_1} = 0.66, \quad (7)$$

$$\frac{\sigma^{\text{exp}}[3P, 1S]}{\sigma^{\text{exp}}[2P, 1S]} \approx \frac{n_3}{n_2} = 0.25. \quad (8)$$

Theoretical predictions of χ_b -mesons cross sections can be calculated using presented in the previous section formulas:

$$\sigma^{\text{th}}[nP, mS] = \sigma^{\text{th}}[pp \rightarrow \chi_b(1P) + X \rightarrow \Upsilon(mS)\gamma + X] = \sum_{J=0}^2 \text{Br}_J[nP, mS] \sigma_J^{\text{th}}[nP], \quad (9)$$

where the following notations were used:

$$\begin{aligned} \sigma_J^{\text{th}}[nP] &= \sigma^{\text{th}}[pp \rightarrow \chi_{bJ}(nP) + X], \\ \text{Br}_J[nP, mS] &= \text{Br}[\chi_{bJ}(nP) \rightarrow \Upsilon(1S)\gamma]. \end{aligned}$$

The branching fractions of radiative decays of $\chi_b(1P)$ - and $\chi_b(2P)$ -mesons are known experimentally [17]:

$$\begin{aligned} \text{Br}_1 [1P, 1S] &= 35\% \pm 8\%, & \text{Br}_2 [1P, 1S] &= 22\% \pm 4\%, \\ \text{Br}_1 [2P, 1S] &= 8.5\% \pm 1.3\%, & \text{Br}_2 [2P, 1S] &= 7.1\% \pm 1\%, \\ \text{Br}_1 [2P, 2S] &= 21\% \pm 4\%, & \text{Br}_2 [2P, 2S] &= 16\% \pm 2.4\%. \end{aligned}$$

In the case of scalar bottomonium the branching fractions are small, so we do not include it in the sum (9). Using these values it is easy to obtain the following prediction for the $\sigma[\chi_b(2P)]/\sigma[\chi_b(1P)]$ ratio:

$$\frac{\sigma^{\text{th}} [2P, 1S]}{\sigma^{\text{th}} [1P, 1S]} = (0.29 \pm 0.01^{\text{th}} \pm 0.1^{\text{br}}) \left| \frac{R'_{2P}}{R'_{1P}} \right|^2,$$

where we have neglected the dependence of bottomonia wave function on the spin of the particle. Here the first error is the error of our theoretical method, while the second - is the uncertainty in the experimental values of branchings fractions. This ratio is determined by the ratio of $2P$ - and $1P$ -states wave function derivatives at the origin (see table I). In table II we show the predictions of different potential models for this ratio. It is clear, that these results are significantly smaller than the experimental value (7). Such deviation could be caused, for example contributions of higher bottomonia stated feed-down to $\chi_b(2P)$ production cross section, relative quark motion in mesons (according to works [18–20] this effect leads to significant increase of production cross sections of excited quarkonia), or experimental efficiency in χ_b -mesons registration. We think that this question deserves more detailed theoretical and experimental investigation.

Potential model	Ratio $\chi_b(2P)/\chi_b(1P)$
[11]	$0.4 \pm 0.01^{\text{th}} \pm 0.14^{\text{br}}$
[12]	$0.25 \pm 0.01^{\text{th}} \pm 0.1^{\text{br}}$
[13]	$0.32 \pm 0.02^{\text{th}} \pm 0.1^{\text{br}}$
[14]	$0.34 \pm 0.01^{\text{th}} \pm 0.12^{\text{br}}$
[15]	$0.34 \pm 0.01^{\text{th}} \pm 0.12^{\text{br}}$
[16]	$0.14 \pm 0.05^{\text{br}}$

Table II: Theoretical predictions for the ratio of $\chi_b(2P)$ and $\chi_b(1P)$ production cross sections in different potential models

Let us now consider $\chi_b(3P)$ -mesons production cross sections. We can obtain information about radiative branching fractions of these mesons from experimental ratios (8). According to relation (9) the cross section of $\chi_b(3P)$ production and registration in $\Upsilon(1S)\gamma$ mode is equal to

$$\sigma^{\text{th}} [3P, 1S] = \text{Br}_1 [3P, 1S] \sigma_1^{\text{th}} [3P] + \text{Br}_2 [3P, 1S] \sigma_2^{\text{th}} [3P].$$

We assume, that the main hadronic decay channel of tensor meson is 2-gluon decay:

$$\Gamma[\chi_{b2}(3P) \rightarrow gg] = \frac{128}{5} \alpha_S^2 \frac{|R'_3(0)|^2}{M^4}$$

and the radiative branching of the $\chi_{b2}(3P)$ is equal to

$$\text{Br}_2 [3P, 1S] = \frac{\Gamma[\chi_{b2}(3P) \rightarrow \Upsilon(1S)\gamma]}{\Gamma[\chi_{b2}(3P) \rightarrow \Upsilon(1, 2, 3S)\gamma] + \Gamma[\chi_{b2}(3P) \rightarrow gg]}$$

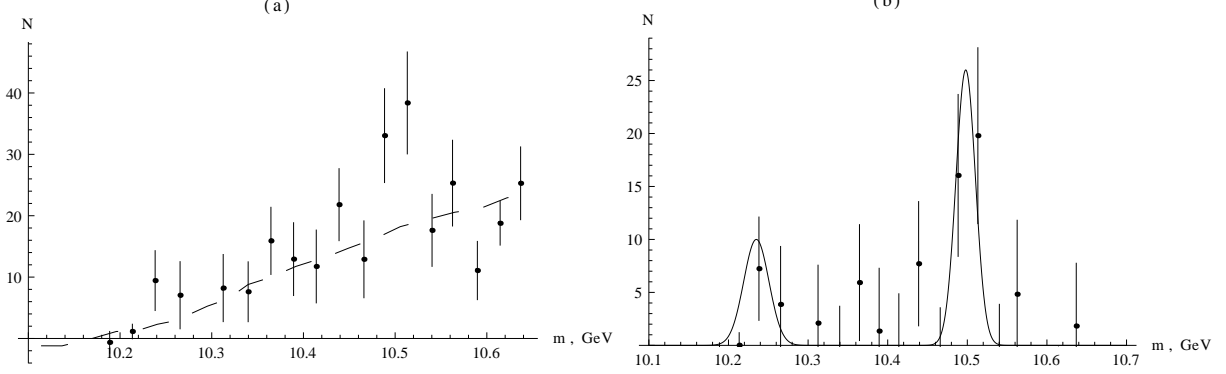
Using such an approximation and the radiative widths from works [13, 15], we can easily obtain the value for the unknown branching $\chi_{b1}(3P) \rightarrow \Upsilon(1S)\gamma$ from the value of the ratio $\chi_b(3P)/\chi_b(1P)$. The result presented in table III.

C. $\Upsilon(2S)\gamma$ final state

Let us now proceed to $\Upsilon(2S)\gamma$ final state. In this mode the observation of peaks caused by $\chi_b(2P)$ - and $\chi_b(3P)$ -mesons radiative decays is possible. Presented in paper [1] distribution before and after background subtraction are shown in figures 4.a and 4b respectively. The latter distribution can be approximated by the expression

$$\frac{dN[\Upsilon(2S)\gamma]}{dm} = N'_2 \exp \left\{ - \left(\frac{m - m_2}{\sigma'_2} \right)^2 \right\} + N'_3 \exp \left\{ - \left(\frac{m - m_3}{\sigma'_3} \right)^2 \right\}, \quad (10)$$

Potential model	Br ₂ [3P, 1S]	Br ₁ [3P, 1S]
[13]	1.7%	5.4% ± 1.4%
[15]	5.4%	2.8% ± 1.5%

Table III: Branching fractions of $\chi_b(3P) \rightarrow \Upsilon(1S)\gamma$ decaysFigure 4: Experimental data from [1] in $\Upsilon(2S)\gamma$ channel

where

$$N'_2 = 10, \quad \sigma'_2 = 22 \text{ MeV}, \quad (11)$$

$$N'_3 = 26, \quad \sigma'_3 = 17 \text{ MeV}. \quad (12)$$

Integrating these expressions in the regions $m_i - \sigma'_i < m < m_i + \sigma'_i$ it is easy to obtain the yields of $\chi_b(2P)$ yields $\chi_b(3P)$ -mesons in $\Upsilon(2S)\gamma$ mode

$$n'_2 = 0.36 \quad n'_3 = 0.67 \quad (13)$$

and their ratio

$$\frac{\sigma^{\text{exp}}[3P, 2S]}{\sigma^{\text{exp}}[2P, 2S]} = \frac{n'_3}{n'_2} = 1.9. \quad (14)$$

In the framework of our model this ratio can be estimated by the expression

$$\frac{\sigma^{\text{th}}[3P, 2S]}{\sigma^{\text{th}}[2P, 2S]} = \frac{\text{Br}_1[3P, 2S]\sigma_1^{\text{th}}[3P] + \text{Br}_2[3P, 2S]\sigma_2^{\text{th}}[3P]}{\text{Br}_1[2P, 2S]\sigma_1^{\text{th}}[2P] + \text{Br}_2[2P, 2S]\sigma_2^{\text{th}}[2P]}, \quad (15)$$

that allows to estimate the branching ratio of the radiative decay $\chi_{b1}(3P) \rightarrow \Upsilon(2S)\gamma$. If we assume, that the branching ratio of tensor bottomonium radiative decay

$$\text{Br}_2[3P, 2S] \approx \frac{\Gamma[\chi_{b2}(3P) \rightarrow \Upsilon(2S)\gamma]}{\Gamma[\chi_{b2}(3P) \rightarrow \Upsilon(1, 2, 3S)\gamma] + \Gamma_{gg}[\chi_{b2}(3P)]}, \quad (16)$$

then from comparison of (14) and (15) we get

$$\text{Br}_1[3P, 2S] = 76 \pm 13\% \quad (17)$$

for [13] potential model and

$$\text{Br}_1[3P, 2S] = 77 \pm 14\% \quad (18)$$

for [15]. It is clear, that these results are too large. So, one can conclude, that the relative yield of $\chi_b(2P)$ in $\Upsilon(2S)\gamma$ mode is underestimated. In order to get reasonable values $\text{Br}_1[3P, 2S] \sim \text{Br}_2[3P, 2S]$ we should have $n'_3/n'_2 \sim 0.1$ and 0.2 for [13] and [15], respectively.

IV. CONCLUSION

Recently ATLAS collaboration has observed $\chi_b(1P)$ -, $\chi_b(2P)$ -, and $\chi_b(3P)$ -mesons production in proton-proton interaction in $\Upsilon(1S)\gamma$ and $\Upsilon(2S)\gamma$ modes [1]. In our work we discuss the results of this paper and estimate the branching ratios of radiative $\chi_b(3P)$ -meson decays.

In the leading order of the perturbation theory the cross sections of color-singlet P -wave bottomonium production are determined by the derivative of the wave function of this meson at the origin. If final χ_{bJ} -mesons are registered $\chi_b \rightarrow \Upsilon\gamma$ modes, one needs also to know the branching fractions of these radiative decays. Using the results of different potential models for these branching fractions one can predict the cross sections of χ_b -meson production at ATLAS and compare them with experimental data. This is the main question considered in our article.

First of all, we compare the yields of $\chi_b(2P)$ and $\chi_b(1P)$ mesons in $\Upsilon(1S)\gamma$ modes. The experimental value for the ratio of these cross sections $\sigma[\chi_b(2P)]/\sigma[\chi_b(1P)] \sim 0.66$ is surprisingly large in comparison with the experimental expectations ~ 0.3 . So we think, that this question deserves more thorough theoretical and experimental study.

In the second part of our article we use [1] results to determine the branching fraction of $\chi_b(3P)$ -meson radiative decay $\chi_{b1}(3P) \rightarrow \Upsilon(1S)\gamma$. Using results of different theoretical predictions for the derivative of $3P$ -wave state bottomonia and properties of tensor meson $\chi_{b2}(3P)$ we conclude, that this branching fraction should be approximately 5%.

As for $\Upsilon(2S)\gamma$ final state, we think that relative yield of $\chi_b(2P)$ -meson in this channel is significantly underestimated in [1]. In order to obtain reasonable values of $\chi_b \rightarrow \Upsilon(2S)\gamma$ branching fractions the experimental result for $\chi_b(2P)/\chi_b(3P)$ ratio should be increased by about an order of magnitude.

The work was financially supported by Russian Foundation for Basic Research (grant #10-02-00061a) and the grant of the president of Russian Federation (grant #MK-3513.2012.2).

-
- [1] **ATLAS Collaboration** Collaboration, G. Aad *et al.*, “Observation of a new χ_b state in radiative transitions to $\Upsilon(1S)$ and $\Upsilon(2S)$ at ATLAS,” [arXiv:1112.5154 \[hep-ex\]](#).
 - [2] L. Gribov, E. Levin, and M. Ryskin, “Semihard Processes in QCD,” *Phys.Rept.* **100** (1983) 1–150.
 - [3] S. Catani, M. Ciafaloni, and F. Hautmann, “High-energy factorization and small x heavy flavor production,” *Nucl.Phys.* **B366** (1991) 135–188.
 - [4] J. C. Collins and R. Ellis, “Heavy quark production in very high-energy hadron collisions,” *Nucl.Phys.* **B360** (1991) 3–30.
 - [5] B. Kniehl, D. Vasin, and V. Saleev, “Charmonium production at high energy in the k_T -factorization approach,” *Phys.Rev.* **D73** (2006) 074022, [arXiv:hep-ph/0602179 \[hep-ph\]](#).
 - [6] A. Likhoded and A. Luchinsky, “Charmonium production in hadronic experiments at the energy 70- GeV,” *Phys.Atom.Nucl.* **71** (2008) 294–308, [arXiv:hep-ph/0703091 \[HEP-PH\]](#).
 - [7] A. Luchinsky and S. Poslavsky, “Inclusive charmonium production at PANDA experiment,” [arXiv:1110.4989 \[hep-ph\]](#).
 - [8] **LHCb** Collaboration, *et al.*, “Measurement of the cross-section ratio $\sigma(\chi_{c2})/\sigma(\chi_{c1})$ for prompt χ_c production at $\sqrt{s} = 7$ TeV,” [arXiv:1202.1080 \[hep-ex\]](#).
 - [9] R. Gastmans, W. Troost, and T. T. Wu, “Production of heavy quarkonia from gluons,” *Nucl.Phys.* **B291** (1987) 731.
 - [10] M. Meijer, J. Smith, and W. van Neerven, “Helicity amplitudes for charmonium production in hadron-hadron and photon-hadron collisions,” *Phys.Rev.* **D77** (2008) 034014, [arXiv:0710.3090 \[hep-ph\]](#).
 - [11] C. R. Munz, “Two photon decays of mesons in a relativistic quark model,” *Nucl.Phys.* **A609** (1996) 364–376, [arXiv:hep-ph/9601206 \[hep-ph\]](#).
 - [12] D. Ebert, R. Faustov, and V. Galkin, “Two photon decay rates of heavy quarkonia in the relativistic quark model,” *Mod.Phys.Lett.* **A18** (2003) 601–608, [arXiv:hep-ph/0302044 \[hep-ph\]](#).
 - [13] V. Anisovich, L. Dakhno, M. Matveev, V. Nikonov, and A. Sarantsev, “Quark-antiquark states and their radiative transitions in terms of the spectral integral equation. I. Bottomonia,” *Phys.Atom.Nucl.* **70** (2007) 63–92, [arXiv:hep-ph/0510410 \[hep-ph\]](#).
 - [14] G.-L. Wang, “Annihilation Rate of 2^{++} Charmonium and Bottomonium,” *Phys.Lett.* **B674** (2009) 172–175, [arXiv:0904.1604 \[hep-ph\]](#).
 - [15] B.-Q. Li and K.-T. Chao, “Bottomonium Spectrum with Screened Potential,” *Commun.Theor.Phys.* **52** (2009) 653–661, [arXiv:0909.1369 \[hep-ph\]](#).
 - [16] C.-W. Hwang and R.-S. Guo, “Two-photon and two-gluon decays of p-wave heavy quarkonium using a covariant light-front approach,” *Phys.Rev.* **D82** (2010) 034021, [arXiv:1005.2811 \[hep-ph\]](#).
 - [17] K. Nakamura *et al.* (Particle Data Group), “Review of particle physics,” *Journal of Physics G* **37** (2010) 075021. <http://pdg.lbl.gov>.
 - [18] V. Braguta, A. Likhoded, and A. Luchinsky, “Excited charmonium mesons production in e^+e^- annihilation at $s^{*1/2} = 10.6\text{-GeV}$,” *Phys.Rev.* **D72** (2005) 074019, [arXiv:hep-ph/0507275 \[hep-ph\]](#).
 - [19] V. Braguta, “The Study of leading twist light cone wave functions of $2S$ state charmonium mesons,” *Phys.Rev.* **D77** (2008) 034026, [arXiv:0709.3885 \[hep-ph\]](#).

- [20] V. Braguta, A. Likhoded, and A. Luchinsky, “Double charmonium production in exclusive bottomonia decays,” *Phys.Rev.* **D80** (2009) 094008, [arXiv:0902.0459 \[hep-ph\]](#).