

# Entangled symmetries explain without QCD dynamics CP violation in $B^0 \rightarrow K\pi$ ; not in $B^\pm \rightarrow K\pi$ decays Unexpected isospin relations in $B^\pm \rightarrow K\pi$ and $B^0 \rightarrow K\pi$

Harry J. Lipkin<sup>b,c\*</sup>

<sup>b</sup> *School of Physics and Astronomy  
Raymond and Beverly Sackler Faculty of Exact Sciences  
Tel Aviv University, Tel Aviv, Israel*

<sup>c</sup> *Department of Particle Physics  
Weizmann Institute of Science, Rehovot 76100, Israel  
and  
High Energy Physics Division, Argonne National Laboratory  
Argonne, IL 60439-4815, USA*

## Abstract

Pauli blocking of tree-penguin interference by spectator  $u$  quark not participating in weak interaction suppresses CP violation in charged  $B$  to  $K\pi$  decays. Suppression only in charged  $B$  decays with final state of two identical  $u$ -quarks. New data show first evidence for tree diagram in large violation of  $I=1/2$  penguin prediction only in relation between charged and neutral decays. No  $I=1/2$  violation in individual decays. Surprising systematics explained by space-inversion, charge conjugation, Pauli antisymmetrization and flavor symmetry constraints. Short range symmetry correlations preserved by entanglement after separation into two mesons. Two antiquarks produced at same space point by tree diagram have even parity. Two  $u$  quarks in final state also have even parity to produce even parity final state. Wave function of two  $u$ -quarks symmetric in space and flavor antisymmetric in color-spin. Wave function of two antiquarks also antisymmetric in color-spin and symmetric in flavor to produce color-singlet spin-singlet final state. Flavor symmetric  $\bar{u}\bar{d}$  antiquark pair has isospin  $I=1$ . Flavor symmetric  $\bar{u}\bar{s}$  has V-spin  $V=1$ . Generalized charge conjugation invariance requires  $I=2$  for  $\pi\pi$  tree diagram and  $V=2$  for  $K\pi$ . Tree-penguin interference and CP violation negligible in charged  $B$  to  $K\pi$  decays; final state has probability of only  $(1/8)$  for  $V=2$ .  $I=2$   $\pi^+\pi^0$  has no suppression.  $B^+ \rightarrow K\pi$  decay is pure penguin. Lipkin sum rule requires  $I=3/2$  components of both decays to vanish. Violations of  $I=1/2$  seen only in relation between charged and neutral decays. All experimental results agree with this analysis. Commonly used color-favored and color-suppressed tree diagrams not independent in  $B^+$  decay. Pauli antisymmetrization of identical  $u$ -quark pairs required.

---

\*e-mail: ftlipkin@weizmann.ac.il

## I. INTRODUCTION. EXPERIMENTAL PUZZLES IN CHARMLESS B DECAYS

### A. Puzzle # 1. Direct CP Violation observed in $B^o \rightarrow K\pi$ ; not in $B^\pm \rightarrow K\pi$ decays

Direct CP violation has been experimentally observed [1,2] in  $B_d \rightarrow K^+\pi^-$  decays.

$$A_{CP}(B_d \rightarrow K^+\pi^-) = -0.098 \pm 0.013 \quad (1.1)$$

The failure to observe CP violation in charged decays [3] has been considered a puzzle [5,6] because changing the flavor of a spectator quark which does not participate in the weak decay vertex is not expected to make a difference.

$$A_{CP}(B^+ \rightarrow K_S^o\pi^+) = 0.009 \pm 0.029 \quad (1.2)$$

$$A_{CP}(B^+ \rightarrow K^+\pi^o) = 0.051 \pm 0.025$$

### B. Puzzle # 2. Experimental relations not predicted by standard treatments

New experimental results (1.3) show that the individual branching ratios for  $B^o$  and  $B^+$  decays agree with the pure  $I = 1/2$  amplitude predicted by a penguin diagram.

$$\begin{aligned} B(B^o \rightarrow K^+\pi^-) - 2B(B^o \rightarrow K^o\pi^o) &= (19.4 \pm 0.6) - 2 \cdot (9.4 \pm 0.6) = 0.6 \pm 1.3 \approx 0 \\ 2B(B^+ \rightarrow K^+\pi^o) - B(B^+ \rightarrow K^o\pi^+) &= (25.8 \pm 1.2) - (23.1 \pm 1.0) = 2.7 \pm 1.6 \approx 0 \end{aligned} \quad (1.3)$$

where  $B$  denotes the branching ratio in units of  $10^{-6}$ .

However, the isospin relation between  $B^+$  and  $B^o$  decays predicted by the penguin diagram is in strong disagreement with experiment.

$$\frac{\tau^o}{\tau^+} \cdot 2B(B^+ \rightarrow K^+\pi^o) - B(B^o \rightarrow K^+\pi^-) = 4.7 \pm 0.82 \neq 0 \quad (1.4)$$

where  $\tau^o/\tau^+$  denotes the ratio of the  $B^o$  and  $B^+$  lifetimes and we have used the experimental values

$$\begin{aligned} B(B^o \rightarrow K^+\pi^-) &= 19.4 \pm 0.6 \\ \frac{\tau^o}{\tau^+} \cdot B(B^+ \rightarrow K^o\pi^+) &= \frac{(23.1 \pm 1.0)}{1.07} = 21.6 \pm 0.93 \\ \frac{\tau^o}{\tau^+} \cdot 2B(B^+ \rightarrow K^+\pi^o) &= \frac{2 \cdot (12.9 \pm 0.6)}{1.07} = 24.1 \pm 0.56 \end{aligned} \quad (1.5)$$

$$B(B^o \rightarrow K^o\pi^o) = (9.4 \pm 0.6)$$

### C. Puzzle # 3. Tree Diagrams for $B^+ \rightarrow K\pi$ and $B^+ \rightarrow \pi\pi$ not related

Tree diagrams for both  $B^+ \rightarrow K\pi$  and  $B^+ \rightarrow \pi\pi$  decays have two identical  $u$  quarks in final state. The tree diagram is experimentally suppressed in  $B^+ \rightarrow K\pi$  but not in  $B^+ \rightarrow \pi\pi$

## II. CORRECT SYMMETRY CONSTRAINTS IN CHARGED B DECAYS

### A. Symmetries respected by the QCD for the tree diagram solve all puzzles

A general theorem from CPT invariance shows [4] that direct CP violation can occur only via the interference between two amplitudes which have different weak phases and different strong phases. This holds also for all contributions from new physics beyond the standard model which conserve CPT.

The  $B \rightarrow K\pi$  decays are dominated by the penguin diagram. CP violation is believed to arise from interference between the dominant penguin and smaller tree amplitudes. The magnitude of the interference depends upon the magnitude of tree amplitude. The tree diagram for a charmless strange  $\bar{B}$  decay is described by a vertex in which a  $\bar{b}$  antiquark decays into a strange  $\bar{s}$  antiquark and a  $u\bar{u}$  pair. The  $\bar{s}u\bar{u}$  system combines with a nonstrange spectator quark denoted by  $n$  to create a  $\bar{s}u\bar{u}n$  system whose interactions described by QCD eventually create a final state of two color-singlet spinless mesons in an  $S$  wave. We show below that all the puzzles are solved by an analysis using only the conservation laws respected by QCD without any detailed dynamics.

Examination of the conserved symmetries of the initial and final final states can define symmetry constraints on the transition.

1. The initial state produced for a tree diagram of  $B^+$  decay contains
  - A spectator  $u$  quark, a  $u\bar{u}$  pair, and an antiquark denoted by  $\bar{q}$
  - The  $\bar{q}$  is a  $\bar{s}$  antiquark for  $B^+ \rightarrow K\pi$  and a  $\bar{d}$  antiquark for  $B^+ \rightarrow \pi\pi$
  - The  $u\bar{q}$  pair created at very short distance must be in a two-body state with positive parity. A negative parity contribution vanishes at the point of creation.
  - The  $uu$  pair contains two identical  $u$  quarks which must obey the Pauli principle.
2. The final state in these decays contains two spinless color-singlet odd-parity mesons in an s-wave.
  - The two meson state has even parity
  - The two meson state is a color singlet.
3. The conservation laws then require
  - The two  $u$  quarks in the initial state to be in a state of positive parity.
  - Fermi statistics requires the two  $u$  quarks in a flavor symmetric spatially symmetric state to be antisymmetric in color spin
  - To produce a color singlet spin-zero final state the  $u\bar{q}$  pair must also be antisymmetric in color spin
4. Two fermions in the same flavor symmetry multiplet antisymmetric in color spin and symmetric in space must be flavor symmetric
  - The  $uu$  pair and the  $u\bar{d}$  pair must both be coupled to isospin 1

- The  $uu$  pair and the  $\bar{u}\bar{s}$  pair must both be coupled to V spin 1
5. Generalized charge conjugation invariance ( $G$  parity or  $G_V$  parity) requires
    - The two isospin 1 states  $uu$  and  $\bar{u}\bar{d}$  must be coupled to  $I = 2$
    - The two V-spin 1 states  $uu$  and  $\bar{u}\bar{s}$  must be coupled to  $V = 2$
  6. These isospin and V spin correlations are preserved by entanglement even after the final state separates into two different mesons.
  7. The symmetry constraints on the  $\pi\pi$  and  $K\pi$  transitions are very different.
    - The  $\pi\pi$  state already has  $I = 2$  and suffers no symmetry constraint.
    - The  $K\pi$  state mainly has  $V=1$ ; its  $V=2$  component is reduced by a factor 8 and suffers a serious symmetry constraint.
    - The tree contribution to  $K\pi$  decays is sufficiently small to be negligible here.
  8. These symmetry constraints solve all puzzles.

The remaining analysis in this paper confirms in detail the above conclusions reached application of simple symmetries.

## B. Problems in an incorrect oversimplified flavor analysis

Standard treatments [5–10] of charmless B decays have incorrectly overlooked symmetry constraints in using data from  $B \rightarrow \pi\pi$  decays together with SU(3) flavor symmetry to obtain parameters for analysis of  $B \rightarrow K\pi$ . At that time precise  $B \rightarrow K\pi$  data were not yet available. New more precise data revealed contradictions with this approach [11]. The source of these contradictions can be seen in improper use of SU(3) and neglect of entanglement and the Pauli principle. One problem arises because the  $SU(3)_{\text{flavor}}$  transformation which changes  $\pi^+$  to  $K^+$  changes the  $\pi^0$  into a linear combination of  $\pi^0$ ,  $\eta$  and  $\eta'$  and does not directly relate  $B^\pm \rightarrow K\pi$  and  $B^\pm \rightarrow \pi\pi$ .

This is clearly seen by applying SU(3) transformations to the quark diagrams used in conventional analyses. Four final state amplitudes are expressed in terms of three amplitudes [7–10].

1. The gluonic penguin diagram, denoted by  $P$  and shown in Fig. 1
2. The color-favored tree diagram, denoted by  $T$  and shown in Fig. 2
3. The color-suppressed tree diagram, denoted by  $S$  and shown in Fig. 3

The conventional treatment overlooks the necessity for Pauli antisymmetry of states containing two identical u quarks in charged  $B$  decays,

### C. Detailed symmetry Analysis tells it all with no need for QCD calculations

The tree diagrams for the decays of a  $\bar{b}$  antiquark and a positive  $B$  meson to a charmless final state are described by the vertices

$$\bar{b} \rightarrow \bar{q}u\bar{u}; \quad B^+ = \bar{b}u \rightarrow \bar{q}u\bar{u}u \quad (2.1)$$

where  $\bar{q}$  denotes a  $\bar{d}$  antiquark for  $\pi\pi$  decays or a  $\bar{s}$  antiquark for  $K\pi$  decays.

Symmetry restrictions from the Pauli principle arise when a nonstrange spectator quark has the same flavor as the  $u$  quark emitted from the weak vertex. This occurs in the tree diagram for  $B^+$  where the final state contains two  $u$  quarks.

A final  $\pi^0\pi^+$  state is a pure  $I = 2$  state in a pure SU(3) 27-dimensional representation of flavor SU(3).

In the symmetry limit the strange analog of the  $\pi^0\pi^+$  state in a pure SU(3) 27 is  $K^+V_{10}$  state where  $V_{10}$  denotes the  $V$  spin analog of the  $\pi^0$  with  $V = 1, V_z = 0$ . This state is badly broken by SU(3) symmetry breaking into  $K^+\pi^0$ ,  $K^+\eta$  and  $K^+\eta'$ . The  $K^+\pi^0$  state has only (1/4) of the SU(3) 27 related to the  $B \rightarrow \pi\pi$  decay and only (1/8) of the  $V=2$  state required by symmetry constraints.. The remaining (3/4) is classified in other representations of SU(3) which are not related to the  $B \rightarrow \pi\pi$  decay. Thus there is no possibility for using SU(3) with  $B \rightarrow \pi\pi$  decay to obtain parameters for analysis of  $B \rightarrow K\pi$ .

### D. Effects of SU(3) symmetry breaking

We note that  $SU(3)_{flavor}$  seems to be badly broken. But the success of the Gell-Mann Okubo mass formula indicates that simple first-order symmetry breaking can lead to useful results. The pion and kaon masses which are degenerate in the SU(3) limit are 140MeV and 494 MeV. This is a large symmetry breaking. However if we consider the SU(2) subgroups of U-spin and V-spin the triplets of both include a two kaons and a third neutral member. The mass of the neutral members of the U spin and V spin triplet is

$$M(U_{10}) = M(V_{10}) = \frac{3 \cdot M(\eta) + M(\pi)}{4} = 446 MeV \quad (2.2)$$

This suggests that using each of the subgroups of isospin, U spin and Vspin separately can give reasonably approximate results. The large  $K - \pi$  mass difference plays only a small role in the subgroups. The serious breaking by the  $K - \pi$  mass difference becomes important when the three subgroups are combined.

A full symmetry calculation shows that the  $B^\pm \rightarrow K\pi$  tree amplitude is suppressed by a factor 8 from the value obtained in the oversimplified approximation. This renders the  $B^\pm \rightarrow K\pi$  tree amplitude negligible at present in comparison with experimental errors. We use an approximation setting the amplitude for the  $B^\pm \rightarrow K\pi$  equal to zero. This constraint relates the contributions of color-favored and color-suppressed tree diagrams normally considered independent. It further leads to surprising agreements with experiment not expected in the previous treatment [5–10].

Isospin symmetry and generalized Bose statistics applied to  $B \rightarrow \pi^+\pi^0$  decay require the tree diagram final state to have isospin  $I=2$ . The  $I=1$  combination is forbidden. The

$SU(3)_{\text{flavor}}$  transformation which changes  $\pi^+$  to  $K^+$  and isospin to V-spin shows the final state for the tree contribution to  $B \rightarrow K^+\pi^0$  decay to have V=spin V=2. V=1 is forbidden. The I=1 pion is mixture of V-spins 0 and 1 with probability of 1/4 for V=1. The V=0 component cannot combine with V=1  $K^+$  to produce V=2. Combining V=1  $\pi^0$  component with V=1  $K^+$  gives equal probabilities for I=2 and I=1.  $SU(3)_{\text{flavor}}$  couplings reduce tree diagram contribution to decays separate the tree diagram. This analysis introduces errors in the analysis of charged B decay by overlooking the Pauli antisymmetry required by the presence of two identical u-quarks in the two diagrams. The two amplitudes go into one another under the exchange of the two u-quarks. The isospins of the u-quark produced in the weak vertex and of the spectator u quark must be entangled to always couple to isospin 1 even when the quarks are separated into two separate mesons. We avoid these difficulties here by including entanglement in a general symmetry analysis

### E. Introducing symmetry constraint into conventional analysis using new data

We now show the effect of the symmetry constraints on a detailed conventional analysis of new experimental data with no new theory. We include

Four experimental branching ratios for  $B \rightarrow K\pi$  are available [1,2].

The standard treatment [7–10] neglects entanglement and assumes that the two tree contributions are independent and are sufficiently small to enable the interference terms to be taken only to first order,

$$\begin{aligned} A[K^0\pi^+] &= P; \quad A[K^+\pi^-] = T + P \\ A[K^0\pi^0] &= \frac{1}{\sqrt{2}}[S - P]; \quad A[K^+\pi^0] = \frac{1}{\sqrt{2}}[T + S + P] \end{aligned} \quad (2.3)$$

We now introduce the symmetry constraint that the tree contribution to  $B^\pm \rightarrow K\pi$  is reduced by a factor 8 and is negligible here. Then  $T + S \approx 0$  and we obtain

$$\begin{aligned} |A[K^0\pi^+]|^2 &= |\vec{P}|^2; \quad |A[K^+\pi^-]|^2 \approx |\vec{P}|^2 + 2\vec{P} \cdot \vec{T} \\ 2 \cdot |A[K^0\pi^0]|^2 &\approx |\vec{P}|^2 + 2\vec{P} \cdot \vec{T}; \quad 2 \cdot |A[K^+\pi^0]|^2 \approx |\vec{P}|^2 \end{aligned} \quad (2.4)$$

where the approximate equalities hold to first order in the  $T$  amplitude. These lead to the predictions

$$\begin{aligned} |A[K^0\pi^+]|^2 &\approx 2 \cdot |A[K^+\pi^0]|^2 \\ |A[K^+\pi^-]|^2 &\approx 2 \cdot |A[K^0\pi^0]|^2 \end{aligned} \quad (2.5)$$

These predictions are now experimentally confirmed (1.3).

## III. TREE DIAGRAM SYMMETRIES SOLVES THE PUZZLES

### A. Explicit analysis using flavor $SU(3)$ and generalized Bose statistics

An s-wave  $\pi^+\pi^0$  state (1.3) must have isospin I=2. I=1 is forbidden.

Applying this isospin symmetry to  $B \rightarrow \pi^+\pi^0$  decay shows the tree diagram final state to have isospin  $I=2$ .  $I=1$  is forbidden.

We now generalize this result by introducing the  $SU(3)_{\text{flavor}}$  symmetry transformation which changes  $\pi^+$  to  $K^+$  and isospin to the V-spin  $SU(2)$  subgroup of  $SU(3)$  that acts in the (us) quark space. The  $\pi^0$  is transformed to the neutral member of a V-spin triplet. We denote this state by  $M^0$ . Here the V-spin s-wave  $K^+M^0$  state must have V-spin=2.

The final state for the tree diagram contribution to  $B \rightarrow K^+M^0$  decay must have V=spin  $V=2$ .  $V=1$  is forbidden. The  $I=1$  pion is a mixture of V-spins 0 and 1 with only a probability of 1/4 of having  $V=1$ . The  $V=0$  component cannot combine with a  $V=1$   $K^+$  to produce a  $V=2$  state. The combination of the  $V=1$   $\pi^0$  component and the  $V=1$   $K^+$  gives equal probabilities for  $V=2$  and  $V=1$ .

The tree diagram contribution to  $B \rightarrow K^+\pi^0$  decay is thus reduced by a factor 8 by  $SU(3)_{\text{flavor}}$  couplings. This suppression does not occur for the neutral  $B^0$  strange decays where a final state with the quark composition  $(\bar{u}u\bar{s}d)$  contains all three flavors and has no additional symmetry constraints from any  $SU(2)$  subgroups of  $SU(3)$ . This symmetry Analysis explains dependence on spectator quark flavor.

We show that symmetries can explain the isospin relations from new experimental results (1.3) observed in  $B \rightarrow K\pi$  data. Individual branching ratios for  $B^0$  and  $B^+$  decays still agree with the pure  $I = 1/2$  amplitude predicted by a penguin diagram even though tree contributions are significant and observed.

## B. The Sum and Difference Rules

The standard treatment [7–10] assumes that four  $B \rightarrow K\pi$  branching ratios are determined by three parameters,  $P$  and two interference terms  $P \cdot T$  and  $P \cdot S$ . The assumption that the two tree amplitudes are sufficiently small to be treated in first order leads to a sum rule.

$$R_L \equiv 2 \frac{\Gamma(B^+ \rightarrow K^+\pi^0) + \Gamma(B^0 \rightarrow K^0\pi^0)}{\Gamma(B^+ \rightarrow K^0\pi^+) + \Gamma(B^0 \rightarrow K^+\pi^-)} \approx 1 \quad (3.1)$$

The agreement [3] with experiment [1,2] confirms these assumptions [7–10]. However, these treatments did not notice that the sum rule was trivial and gave no information about tree-penguin interference from data available at that time. The sum rule (3.1) has been rearranged [10] to obtain a “difference rule”

$$\frac{\tau^0}{\tau^+} \cdot [2B(B^+ \rightarrow K^+\pi^0) - B(B^+ \rightarrow K^0\pi^+)] \approx B(B^0 \rightarrow K^+\pi^-) - 2B(B^0 \rightarrow K^0\pi^0) \quad (3.2)$$

where the result was expressed in terms of branching ratios, denote by  $B()$ . This relation (3.2) states that the  $I = 3/2$  contributions to charged and neutral decays are equal. But the new experimental data (1.3) show that both sides of (3.2) vanish as required by a pure penguin diagram. The new data however reveal elsewhere (1.4) a disagreement with the pure penguin and provide clues to the tree-penguin interference contribution. The explanation for this apparent contradiction is supplied by the additional symmetry constraint  $T+S \approx 0$ . This leads beyond this relation and to the experimentally confirmed prediction (2.5) that these  $I = 3/2$  contributions both vanish.

### C. Conventional analysis of difference rule including symmetry constraints

Three different independent differences between these branching ratios can be defined which eliminate the penguin contribution. We choose the expressions (1.3) and (1.4):

$$\begin{aligned} B(B^o \rightarrow K^+\pi^-) - 2B(B^o \rightarrow K^o\pi^o) &= 2\vec{P} \cdot (\vec{T} + \vec{S}) = 0.6 \pm 1.3 \approx 0 \\ 2B(B^+ \rightarrow K^+\pi^o) - B(B^+ \rightarrow K^o\pi^+) &= 2\vec{P} \cdot (\vec{T} + \vec{S}) = 2.7 \pm 1.6 \approx 0 \\ \frac{\tau^o}{\tau^+} \cdot 2B(B^+ \rightarrow K^+\pi^o) - B(B^o \rightarrow K^+\pi^-) &= 2\vec{P} \cdot (\vec{S}) = 4.7 \pm 0.82 \neq 0 \end{aligned} \quad (3.3)$$

Combining the equations (1.3) gives:

$$\frac{\vec{P} \cdot (\vec{T} + \vec{S})}{\vec{P} \cdot (\vec{T} - \vec{S})} = \frac{2B(B^o \rightarrow K^o\pi^o) - B(B^o \rightarrow K^+\pi^-)}{[\tau^o/\tau^+] \cdot [B(B^+ \rightarrow K^o\pi^+) + 2B(B^+ \rightarrow K^+\pi^o)] - 2B(B^o \rightarrow K^+\pi^-)} = 0.09 \pm 0.1 \quad (3.4)$$

The new precise data show that the interference term between the dominant penguin amplitude and the color-suppressed tree amplitude  $\vec{P} \cdot \vec{S}$  is definitely finite and well above the experimental errors. The sum rule is still satisfied within two standard deviations and is now nontrivial. But the interference term  $\vec{P} \cdot (\vec{T} + \vec{S})$  is now equal to zero well within the experimental errors (3.4). This confirms the flavor symmetry constraint  $T + S \approx 0$

There is no new theory here. Choosing three independent differences in a way to minimize experimental errors shows significant signals well above the noise of experimental errors that still fit an overdetermination of the two parameters and lead to the result (3.4). The relation between charged and neutral decays shows finite tree-penguin interference contributions that can produce the observed direct CP violation in neutral B-decays. However the differences between two neutral decays and between two charged decays consistent with the pure penguin prediction of zero well below the noise and below the other contribution. The absence of tree-penguin contributions in these differences is completely unpredicted in the standard treatments.

The two transitions which have a d-quark spectator are described respectively by the color-favored and color-suppressed tree diagrams shown respectively in figs. 2 and 3 in addition to the dominant common penguin diagram shown in fig. 1. The cancelation between the contributions of the two tree diagrams was surprising in standard treatments missing Pauli entanglement. They assumed that the these two tree contributions were completely independent and not expected to cancel.

## IV. ANALYSIS WITH PAULI ENTANGLEMENT AND COLOR-SPIN

### A. An approximate quantitative treatment of Pauli effects in $B \rightarrow K\pi$ decays.

The tree diagram for the transition from an initial  $B$  meson state consisting of a  $\bar{b}$  antiquark and a nonstrange spectator quark to a strange charmless two-meson final state is written

$$\begin{aligned} |B_d\rangle &= \bar{b}d \rightarrow \bar{s} \cdot [u\bar{u}]d \\ |B_u\rangle &= \bar{b}u \rightarrow \bar{s} \cdot [\kappa \cdot u\bar{u}]u \end{aligned} \quad (4.1)$$



where the parameter  $\kappa$  is a Pauli factor expressing the probability that the two  $u$  quarks are not Pauli blocked because they are not in the same color-spin state.

We first consider the approximation  $\kappa \approx 0$  where a  $u$  quark produced by a weak interaction cannot enter the same state as a  $u$  spectator quark. The states with  $\kappa = 0$  have no quark pairs of the same flavor. We call these Pauli-favored states.

When  $\kappa = 0$  the tree diagram is finite for neutral decays but vanishes in charged decays. This solves Puzzle #1 by suppressing the tree contribution and CP violation in charged  $B$  decay while allowing the tree contribution in neutral decays. This suppression is lost in conventional treatments which consider color-favored and color-suppressed tree amplitudes as independent without considering Pauli suppression.

The tree amplitude produces a  $u\bar{u}$  pair in the  $b$  decay vertex. This amplitude is Pauli suppressed in charged  $B$  decays where the spectator quark is also a  $u$  quark. Thus in the  $\kappa = 0$  approximation tree-penguin interference which might produce CP violation is present in neutral decays and absent in charged decays. This can explain how CP violation can be drastically changed by changing the spectator quark and the otherwise mysterious result (1.2).

In the remainder of this paper we show how the condition  $T + S \approx 0$  which seems surprising in the standard treatment [7–10] arises naturally from a detailed analysis including symmetry, the Pauli principle and entanglement. We now go beyond the  $\kappa = 0$  approximation and consider a full color-spin analysis.

## B. Detailed symmetry and Pauli analysis

The puzzles can hopefully be resolved by a complete QCD calculation which is not yet feasible. We look for symmetry methods which can give results without such QCD calculations.

In  $B$  decays to two pseudoscalar mesons a spin-zero state decays into two spin-zero particles with even parity and zero internal orbital angular momentum. To conserve angular momentum the final state must have no orbital angular momentum. In a tree diagram

1. The state of the two  $u$  quarks and state of the two antiquarks  $\bar{u}\bar{q}$  must both have wave functions that are symmetric in space and flavor and anti-symmetric color-spin.
  - The two antiquarks  $\bar{u}\bar{q}$  must have even parity since the odd parity state vanishes at the point where they are created.
  - Since parity is conserved only a flavor-symmetric component of the  $uu$  state can combine with the even parity antiquark pair to produce an even parity final state.
  - Two  $u$  quarks in a spatially symmetric state are required by the Pauli principle to be antisymmetric in color or spin.
  - The antiquark pair in (2.1) must also be antisymmetric in either color or spin.
  - Although no Pauli principle forbids a symmetric color - spin state for the antiquark pair such states cannot combine with the  $uu$  pair to make the spin-zero color singlet final state  $\pi\pi$  or  $K\pi$ .

2. The fragmentation of a  $uu\bar{u}\bar{q}$  state into a  $\pi^+\pi^0$  or  $K^+\pi^0$  is a strong interaction which conserves flavor SU(3)
  - the flavor SU(3) correlations remain entangled even after the final state dissociates into two separated mesons.
  - The generalized Pauli principle requires both the  $uu$  diquark and the  $\bar{u}\bar{q}$  antidiquark to be symmetric in flavor SU(3) and its SU(2) subgroup isospin for  $\pi\pi$  decays or V-spin for  $K\pi$  decays.
  - Each is therefore respectively in the symmetric isospin state with  $I = 1$  or in the symmetric V-spin state with  $V = 1$
3. The fragmentation of a  $uu\bar{u}\bar{q}$  state into a  $\pi^+\pi^0$  or  $K^+\pi^0$  is a strong interaction which conserves charge conjugation.
4. To combine charge conjugation and SU(3) Dothan [12] generalized the idea of G parity from SU(2) to SU(n).
5. For V spin Dothan parity  $G_V$  defines the relative phases of the charge conjugate states in the same V-spin multiplet and defines the eigenvalue under charge conjugation of its C-eigenstate members.
6. We apply conservation of Dothan parity to G-parity and  $G_V$  parity to the final state
  - The pion isotriplet has isospin one and odd G parity. The isoscalar pseudoscalar mesons  $\eta$  and  $\eta'$  have isospin zero and even G parity.
  - A nonstrange final state must be even under charge conjugation and have even G parity to decay into two pions in an orbital S wave.
  - The  $K^+$  and the three members of the V spin triplet have V spin 1 and odd  $G_V$  parity.
  - The V-spin scalar and vector pseudoscalar mesons are linear combinations of  $\pi^0$ ,  $\eta$  and  $\eta'$  with V-spin zero, even  $G_V$  parity and with V-spin one, odd  $G_V$  parity.
  - The  $\pi^0$  is (3/4) V-spin zero, even  $G_V$  parity and (1/4) with V-spin one, odd  $G_V$  parity.

To produce a final state with even  $G$  parity the  $(I = 1, I_z = +1)$  diquark and the  $(I = 1, I_z = 0)$  antidiquark must be coupled symmetrically to  $(I = 2, I_z = +1)$ . Similarly the  $(V = 1, V_z = +1)$  diquark and the  $(V = 1, V_z = 0)$  antidiquark must be coupled symmetrically to  $(V = 2, V_z = +1)$  to produce a final state with even  $G_V$  parity. These states are in the 27-dimensional representation of flavor SU(3).

The quark diagrams for  $B \rightarrow \pi\pi$  show  $d\bar{d}$  states which are identified with a  $\pi^0$ . However this turns the  $d\bar{d}$  state into an  $s\bar{s}$  state which is a linear combination of  $\eta$  and  $\eta'$ . There is no simple way to interpret the contribution of this diagram in a  $K\pi$  final state. We therefore have avoided the use of the simple tree diagrams in converting  $B \rightarrow \pi\pi$  tree amplitudes to  $B \rightarrow K\pi$  tree amplitudes.

The symmetry quantum numbers of the state at short times are assumed to be preserved at longer times with entanglement if necessary. There is no need to consider the difference

between the spatial wave functions of the spectator  $b$  quark and the recoiling light meson. Their symmetries are entangled even at large distances.

The dependence on spectator flavor arises from the Pauli blocking by the spectator quark of a quark of the same flavor participating in the weak vertex. The  $u$ -quark produced by a tree diagram is Pauli blocked by the spectator  $u$  quark in  $B^+$  decay but is not affected by the spectator  $d$  quark in neutral decays. This difference in Pauli blocking suppresses the tree contribution and CP violation in charged  $B$  decays but allows tree-penguin interference and enables CP violation to be observed in neutral decays.

The final states in the 27 are produced from a  $u$  quark pair in a color-spin state which satisfies the Pauli Principle. Final states of two pseudoscalar mesons in other representations of  $SU(3)_{\text{flavor}}$  are Pauli suppressed.

A final  $\pi^0\pi^+$  state is a pure  $I = 2$  state in a pure  $SU(3)$  27. Thus the tree diagram for the nonstrange transition ( $B^+ \rightarrow \pi + \pi^0$ ) is not Pauli suppressed.

A final  $K^0\pi^+$  state has no  $V = 2$  component, since both the  $K^0$  and  $\pi^+$  have  $V=1/2$ . Thus the tree diagram for the  $K^0\pi^+$  decay must vanish and this decay is pure penguin.

The final  $K^+\pi^0$  state contains a  $\pi^0$  which is a linear combination of  $V = 0$  and  $V = 1$  states with probability of  $1/4$  for  $V = 1$ . The component with  $V = 0$  cannot combine with a  $V = 1$   $K^+$  to make  $V = 2$ . The  $V = 1$  component can combine with a  $V = 1$  to make  $V = 2$  with a probability of  $1/2$ . Thus the probability that the final  $K^+\pi^0$  state has a  $V = 2$  component is  $1/8$ . Thus we see that Pauli blocking suppresses the tree diagram for the ( $B^+ \rightarrow K^+\pi^0$ ) transition by a factor 8.

Present data are consistent with complete suppression but evidence for a partial suppression is still down in the noise.

The  $ud\bar{u}\bar{s}$  state created in the tree diagram for  $B_d$  decay has no such restrictions. It can be in a flavor  $SU(3)$  octet as well as a 27. Its “diquark-antidiquark” configuration includes the flavor- $SU(3)$  octet constructed from the spin-zero color-antitriplet flavor-antitriplet “good” diquark found in the  $\Lambda$  baryon and its conjugate “good” antidiquark. These “good diquarks” do not exist in the corresponding  $uu\bar{u}\bar{s}$  configuration.

We again see that the Pauli effects produce a drastic dependence on spectator quark flavor in the tree diagrams for  $B \rightarrow K\pi$  decays. Tree-penguin interference can explain both the presence of CP violation in neutral decays and its absence charged decays.

We now note that the  $ud$  pair in the final states must be isoscalar by the generalized Pauli principle. The final states must then be pure isospin eigenstates with  $I = 1/2$  and confirm the experimental result (1.3). In the standard treatments [5,6] the  $I = 3/2$  component is not suppressed in pure tree transitions

### C. The surprising cancelation suggests Pauli effects $P \cdot (T + S) \approx 0$

The Pauli principle neglected in conventional treatments can produce the cancelation (3.4). The amplitudes  $T$  and  $S$  go into one another under the interchange of the two identical  $u$  quarks in  $A[K^+\pi^0]$ . A full examination of Pauli effects requires antisymmetrization of the  $uu$  wave function including the color and spin correlations. As a first approximation we neglect color and spin. Then Pauli antisymmetry requires  $T$  and  $S$  amplitudes to be equal and opposite and explains the cancelation (3.4). Both  $B^+$  decays are then pure penguin

decays to the  $I = 1/2$   $K\pi$  state. Experiment [2] shows agreement with this prediction to between one and two standard deviations.

Thus tree-penguin interference with normally ignored Pauli effects can explain the observed CP violation in charged B-decays and its absence in neutral decays.

This shows how a nontrivial change in the weak decay amplitude can arise from a change of the flavor of the spectator quark.

#### D. Symmetry arguments supporting the vanishing of $\vec{P} \cdot (\vec{T} + \vec{S})$

In the  $un\bar{u}\bar{s}$  tree diagrams for charmless strange  $B$  decays, the  $\bar{b} \rightarrow u\bar{u}\bar{s}$  transition produces a four-quark state  $un\bar{u}\bar{s}$  where  $n$  denotes the nonstrange spectator quark.

The  $K^+\pi^-$  final state  $(u\bar{s})(n\bar{u})$  can be produced by a  $B^0$  tree diagram in which the spectator quark  $n$  is a  $d$  quark and combines with the  $\bar{u}$  in a color-favored transition shown in Fig. 2. The CP violation observed in this state indicates that it is produced by appreciable  $P \cdot T$  interference.

The  $K^+\pi^0$  final state  $(u\bar{s})(n\bar{u})$  or  $(n\bar{s})(u\bar{u})$  can be produced by a  $B^+$  tree diagram in which the spectator quark  $n$  is a  $u$  quark and combines with either the  $\bar{u}$  in a color-favored transition shown in Fig. 2 or the  $\bar{s}$  in a color-suppressed transition shown in Fig.3. The failure to observe CP violation in this state while CP violation is observed in the  $K^+\pi^-$  final state indicates that both  $P \cdot T$  and  $P \cdot S$  interference contributions are appreciable and their interference contributions have opposite phase and tend to cancel any CP violation.

The experimental data for these two transitions thus present predictions for the following two final states.

The  $K^0\pi^0$  final state  $(n\bar{s})(n\bar{u})$  can be produced by a  $B^0$  tree diagram in which the spectator quark  $n$  is a  $d$  quark and combines with the  $\bar{s}$  in a color-suppressed transition shown in Fig. 3. This transition is produced by  $P \cdot S$  interference which is expected to be similar to the  $P \cdot T$  interference contribution and produce a similar CP violation to that observed in the  $K^+\pi^-$  final state

The  $K^0\pi^+$  final state  $(d\bar{s})(u\bar{d})$  contains a  $\bar{d}$  antiquark and cannot be produced by a tree diagram leading to a  $un\bar{u}\bar{s}$  state. The prediction for the transition to this final state is that it has no tree contribution, no penguin-tree interference and no CP violation

The  $B^+ \rightarrow K\pi$  tree diagram  $\bar{b}u \rightarrow \bar{s}u\bar{u}u$  has two identical  $u$  quarks from the weak vertex and spectator. These must be coupled to a member of an  $SU(3)_{flavor}$  sextet with  $I=1$  and  $V=1$ . These eigenvalues of conserved symmetries remain entangled in a final state of two separated mesons. This entanglement suppresses tree-penguin interference and CP violation in  $B^+$  decay but not in  $B^0$  decay with spectator  $d$  quark.

The four-body wave function must have two antiquarks with the same symmetry combining with two  $u$ -quarks to fragment into a two-pseudoscalar-meson state even under charge conjugation with angular momentum zero. It is classified in the 27-dimensional representation of flavor  $SU(3)$  with isospin  $I=2$  for the  $\pi\pi$  state and  $V$  spin  $V=2$  for the corresponding strange state which is linear combination of  $K\pi$  and  $K\eta_8$ . These symmetries remain entangled in four-body wave function even after separation into two mesons. Strong suppression in tree transitions to  $K\pi$  which has only a small  $V=2$  component and is mainly  $V=1$ . No suppression in transitions to  $I=2$   $\pi\pi$  state

## V. A FLAVOR TOPOLOGY ANALYSIS WHICH INCLUDES FINAL STATE INTERACTIONS

The unique flavor topology of the charmless strange quasi-two-body weak B decays enables the results (3.4) to be obtained in a more general analysis of these decays including almost all possible diagrams including final state interactions and complicated multiparticle intermediate states.

Consider diagrams for a charmless  $B(\bar{b}q_s)$  decay into one strange and one nonstrange meson, where  $q_s$  denotes either a  $u$  or  $d$ . The allowed final states must have the quark constituents  $\bar{s}n\bar{n}q_s$  where  $n$  denotes a  $u$  or  $d$  nonstrange quark. We consider the topologies of all possible diagrams in which a  $\bar{b}$  antiquark and a nonstrange quark enter a black box from which two final  $q\bar{q}$  pairs emerge. We follow the quark lines of the four final state particles through the diagram going backward and forward in time until they reach either the initial state or a vertex where they are created. There are only two possible quark-line topologies for these diagrams:

1. We call a generalized penguin diagram, shown in Fig. 1, the sum of all possible diagrams in which a  $\bar{q}q$  pair appearing in the final state is created by a gluon somewhere in the diagram. The quark lines for the remaining pair must go back to the weak vertex or the initial state. This diagram includes not only the normally called penguin diagram but all other diagrams in which the final pair is created by gluons somewhere in the diagram. This includes for example all diagrams normally called “tree diagrams” in which an outgoing  $u\bar{u}$  or  $c\bar{c}$  pair is annihilated into gluons in a final state interaction and a new isoscalar  $\bar{q}q$  pair is created by the gluons. There are two topologies for penguin diagrams.
  - A normal penguin diagram has a the spectator quark line continuing unbroken from the initial state to the final state. This penguin contribution is described by a single parameter, denoted by  $P$  which is independent of the spectator quark flavor and contributes equally to the  $\bar{s}u\bar{u}q_s$  and  $\bar{s}d\bar{d}q_s$  states.
  - A diagram which we call here an “anomalous penguin” has the spectator “u” quark in a  $B^+$  decay annihilated in a final state interaction against the  $\bar{u}$  antiquark produced in a tree diagram. This diagram also contributes equally to the  $\bar{s}u\bar{u}q_s$  and  $\bar{s}d\bar{d}q_s$  states. But this diagram denoted by  $P_u$  is present only in charged decays.
2. We call the “tree diagram” the sum of all possible diagrams in which all of the four quark lines leading to the final state go back to a initial  $\bar{s}u\bar{u}$  state created by the weak decay of the  $b$  quark and the  $q_s$  spectator whose line goes back to the initial state. There are two possible couplings of the pairs to create final two meson states from this diagram
  - The  $\bar{s}u$  pair is coupled to make a strange meson; the  $\bar{u}q_s$  pair is coupled to make a nonstrange meson as shown in Fig.2. This is conventionally called the color-favored coupling. The contribution of this coupling is described by a single parameter, denoted by  $T$ .

- The  $\bar{s}q_s$  pair is coupled to make a strange meson; the  $u\bar{u}$  is coupled to make a nonstrange meson as shown in Fig. 3. This is conventionally called the color-suppressed coupling. The contribution of this coupling is described by a single parameter, denoted by  $S$ .

All the results (3.4) obtained with the conventional definitions of  $P$ ,  $T$  and  $S$  are seen to hold here with the new definitions of  $P$ ,  $T$  and  $S$ . They now include contributions from all final state interactions which conserve isospin and do not change quark flavor. The one final state interaction not included is the  $P_u$  diagram occurring in  $B^+$  decays. The flavor topology of this diagram creates an additional  $I = 1/2$  state which is neglected in the derivation of the results (3.4). These results hold as long as the contribution of this  $P_u$  diagram by final state interactions to the observed final states is negligible.

The additional  $I = 1/2$  contribution does not affect the “difference rule” (3.2) which considers only the  $I = 3/2$  contributions.

In neutral  $B_d$  decays there is no  $P_u$  diagram. Thus the simple relations (3.4) between the  $P$ ,  $T$  and  $S$  amplitudes hold for neutral decays are not changed by isospin conserving final state interactions.

Further analysis of the contribution of this additional  $I = 1/2$  contribution is needed to include its modification of tree-penguin interference in obtaining definite values for CP violation in charged  $B$  decay.

The electromagnetic penguin diagram is also included in this flavor-topology formulation. The photon coupling to a  $q\bar{q}$  pair can be written

$$\gamma \rightarrow 2u\bar{u} - d\bar{d} - s\bar{s} = 3u\bar{u} - [u\bar{u} + d\bar{d} + s\bar{s}] \quad (5.1)$$

This coupling is included in the flavor-topology formulation as a linear combination of a tree coupling and a penguin coupling and contributes to the results (3.4). However there is now no simple relation between the  $P$ ,  $T$  and  $S$  amplitudes and CKM matrices.

## VI. COMPARISON WITH OTHER APPROACHES

Previous analyses [5,6] were performed at a time when experimental values for  $B \rightarrow K\pi$  branching ratios were not sufficiently precise to enable a significant test of the sum rule (??). Values of each of the three interference terms in (3.4) were statistically consistent with zero. The full analysis required the use of data from  $B \rightarrow \pi\pi$  decays and the assumption of  $SU(3)_{flavor}$  symmetry. Contributions of the electromagnetic penguin diagram were included and the relevant CKM matrix elements were included. But there was no inclusion of constraints from the Pauli principle nor contributions from final state interactions.

The present analysis uses new experimental data which enable a statistically significant evaluation of the interference terms (3.4) without additional information from  $B \rightarrow \pi\pi$  decays or the assumption of  $SU(3)_{flavor}$  symmetry. Constraints from the Pauli principle are included in a general calculation including color and spin and entanglement. Symmetries of the original weak amplitude are preserved with entanglement in the final state of two separated mesons. Contributions from all isospin invariant finite state interactions are included as well as constraints from the Pauli principle. The flavor topology definition of the interference parameters includes contributions from the electromagnetic penguin diagram since the quark

states in final state of a photon can be rewritten as the sum of an isoscalar and a  $u\bar{u}$  state. However the flavor topology parameters are no longer simply related to the CKM matrix elements. Additional assumptions and information are necessary to determine the CKM matrix elements and explain CP violation.

The main advantage of this approach is that it gives simple explanations for the absence of CP violation (1.2) in charged B decays, the observed absence of an  $I = 3/2$  component in the final state, and the vanishing of the experimental value (3.4)

This vanishing of tree-penguin interference  $B^+$  decays is explained by a symmetry analysis including the constraints of the Pauli principle and entanglement on states containing a pair of identical  $u$  quarks.

## VII. CONCLUSION

Experiment has shown that the penguin-tree interference contribution in  $B^+ \rightarrow K^+\pi^0$  decay is very small and may even vanish. The corresponding interference contributions to neutral  $B \rightarrow K\pi$  decays have been shown experimentally to be finite. In charged decays the previously neglected Pauli antisymmetrization produces a cancelation between color-favored and color-suppressed tree diagrams which differ by the exchange of identical  $u$  quarks. This explains the smallness of penguin-tree interference and small CP violation in charged  $B$  decays. Pauli cancelation does not occur in neutral decay diagrams which have no pair of identical quarks. This can explain why CP violation has been observed in neutral  $B \rightarrow K\pi$  decays and not in charged decays

## VIII. APPENDIX - DETAILED ANALYSIS OF THE THE THREE $K - \pi$ PUZZLES

### A. Implications of systematics in the new data

1. CP violation in neutral B decays implies tree-penguin interference
2. Absence in charged B decays implies reduced tree-penguin interference
3. Penguin independent of spectator flavor; same in charged and neutral decays
4. Tree contribution depends on spectator flavor
  - In charged B decays tree vertex and spectator both produce  $u$  quark.
  - In neutral B decays tree vertex and spectator produce different quark flavors;
  - Possible Pauli suppression in charged B decays; No possibility In neutral B decays
5. Tree in individual charged and nuclear decays both produce  $I=1/2$  final state 1
6.  $B^\pm \rightarrow \pi^+\pi^0$  tree vertex and spectator both produce  $u$  quark. No observed Pauli suppression

Some of these puzzles can be resolved for  $B \rightarrow K\pi$  decays by extreme Pauli suppression; i.e. kill all amplitudes leading to final states containing two quarks of the same flavor. But puzzle for  $B^\pm \rightarrow \pi^+\pi^0$  decays is sharpened.

1. No tree contribution to charged B decays; no CP violation
2. Diquark produced in neutral decays must be  $ud$ ; no  $uu$  diquark allowed
3.  $ud$  diquark produced in neutral decays has  $I=0$ ; final state has  $I=1/2$
4. Creates puzzle In  $B^\pm \rightarrow \pi^+\pi^0$  where  $uu$  diquark needed for observed tree contribution

In the remainder of this paper we first show how all puzzles are resolved by a proper treatment of the Pauli principle, neglected in previous treatments [5,6] including the spin and color degrees of freedom. We then show how the Pauli antisymmetry relates the two tree amplitudes called color favored and color suppressed, which have been considered independent [5,6]. Finally we show how a flavor-topology analysis generalizes this approach to include final state interactions.

### **B. Puzzle # 1. Direct CP Violation observed in $B^0 \rightarrow K\pi$ ; not in $B^\pm \rightarrow K\pi$ decays**

A general theorem from CPT invariance shows [4] that direct CP violation can occur only via the interference between two amplitudes which have different weak phases and different strong phases. This holds also for all contributions from new physics beyond the standard model which conserve CPT.

Direct CP violation has been experimentally observed [1,2] in  $B_d \rightarrow K^+\pi^-$  decays (1.1).

The experimental observation (1.1) and the knowledge that the penguin amplitude is dominant for the decay [3] require that the decay amplitude must contain at least one additional amplitude with both weak and strong phases different from those of the penguin.

The CP violation (1.1) has been attributed to the interference between the large contribution from the dominant penguin diagram and smaller contributions from tree diagrams. The failure to observe CP violation in charged decays [3] has been considered a puzzle [5,6] because changing the flavor of a spectator quark which does not participate in the weak decay vertex is not expected to make a difference. (1.2).

### **C. Puzzle # 2. Experimental relations not predicted by standard treatments**

New experimental results (1.3) show that the individual branching ratios for  $B^0$  and  $B^+$  decays agree with the pure  $I = 1/2$  amplitude predicted by a penguin diagram.

However, the isospin relation between  $B^+$  and  $B^0$  decays predicted by the penguin diagram is in strong disagreement with experiment (1.4).

The relation (1.4) shows that the  $B \rightarrow K\pi$  transition is not a pure penguin. The relation (1.3) shows that the  $I = 1/2$  prediction by a pure penguin diagram holds for the individual charged and neutral decays and is violated only in the ratio of the branching ratios for charged and neutral decays.

The significant difference between the experimental values of expressions (1.3) and (1.4) is not expected in the conventional analyzes. The two relating branching ratios for individual charged and neutral decays still vanish here while one relating charged and neutral case is finite. This indicates a surprising cancelation and motivates a search for a theoretical explanation.



## ACKNOWLEDGEMENTS

This research was supported in part by the U.S. Department of Energy, Division of High Energy Physics, Contract DE-AC02-06CH11357. It is a pleasure to thank Ben Grinstein, Michael Gronau, Yuval Grossman, Marek Karliner, Zoltan Ligeti, Yosef Nir, Jonathan Rosner, J.G. Smith, and Frank Wuerthwein for discussions and comments.

## REFERENCES

- [1] K. Nakamura et al. (Particle Data Group), J. Phys. G 37, 075021 (2010).
- [2] Heavy Flavor Averaging Group <http://www.slac.stanford.edu/xorg/hfag/rare/>
- [3] Ahmed Ali, Invited Plenary Talk at the 32nd International Conference on High Energy Physics (ICHEP'04), Beijing, China, Aug. 16-22, 2004, hep-ph/0412128
- [4] Harry J. Lipkin, in Proceedings of the International Workshop on B-Factories; Accelerators and Experiments, BFWS92, KEK, Tsukuba, Japan November 17-20, 1992, edited by E. Kikutani and T. Matsuda, Published as KEK Proceedings 93-7, June 1993, p.8; Phys. Lett. B357, (1995) 404
- [5] Michael Gronau and Jonathan L. Rosner, hep-ph/0608040, Phys.Rev.D74:057503,2006
- [6] Michael Gronau, Jonathan L. Rosner and David London, Phys. Rev. Lett. 73 (1994) 21; Michael Gronau, Oscar F. Hernandez, David London and Jonathan L. Rosner, Phys. Rev. D52 (1995) 6356 and 6374
- [7] Harry J. Lipkin, hep-ph/9810351, Physics Letters B445 (1999) 403
- [8] Michael Gronau and Jonathan L. Rosner, hep-ph/9809384, Phys. Rev. D 59 (1999) 113002
- [9] Michael Gronau, hep-ph/0008292, Phys. Lett. B492, (2000) 297
- [10] Harry J. Lipkin, hep-ph/0507225
- [11] Harry J. Lipkin, hep-ph/0608284
- [12] Y. Dothan, Nuovo Cimento 30 (1963) 399

# FIGURES

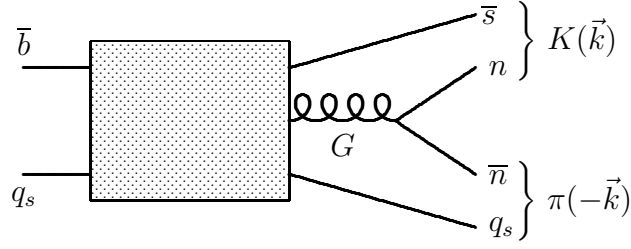


FIG. 1.

“Gluonic penguin” ( $P$ ) diagram.  $G$  denotes any number of gluons.  $n$  denotes  $u$  or  $d$  quark.

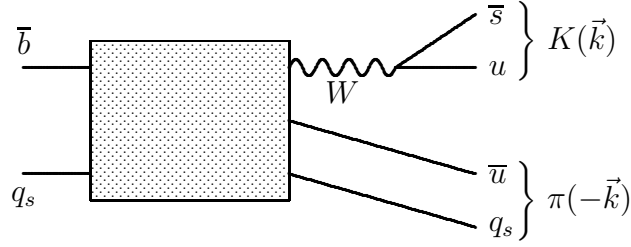


FIG. 2.

Color favored tree ( $T$ ) diagram.

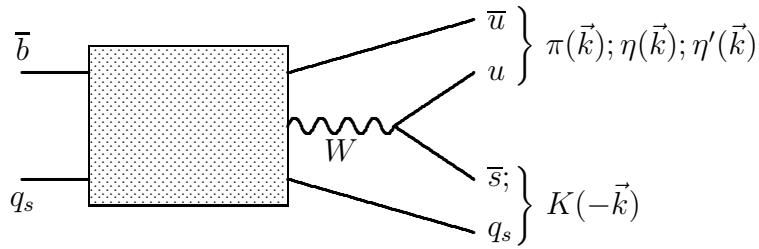


FIG. 3.

Color suppressed tree ( $S$ ) diagram.