

## SEARCH FOR PAIRS OF ISOLATED RADIO PULSARS - COMPONENTS IN DISRUPTED BINARY SYSTEMS

L. Chmyreva<sup>1\*</sup>, G.M. Beskin<sup>2</sup>, A.V. Biryukov<sup>1</sup>

*Sternberg Astronomical Institute, Universitetskii pr. 13, Moscow, 119992 Russia<sup>1</sup>*

*Special Astrophysical Observatory, Russian Academy of Sciences, Nizhnii Arkhyz, 369167 Karachai-Cherkessian Republic, Russia<sup>2</sup>*

**Abstract**—We have developed a method for analyzing the kinematic association of isolated relativistic objects—possible remnants of disrupted close binary systems. We investigate pairs of fairly young radio pulsars with known proper motions and estimated distances (dispersion measures) that are spaced no more than 2–3 kpc apart. Using a specified radial velocity distribution for these objects, we have constructed 100–300 thousand trajectories of their possible motion in the Galactic gravitational field on a time scale of several million years. The probabilities of their close encounters at epochs consistent with the age of the younger pulsar in the pair are analyzed. When these probabilities exceed considerably their reference values obtained by assuming a purely random encounter between the pulsars under consideration, we conclude that the objects may have been gravitationally bound in the past. As a result, we have detected six pulsar pairs (J0543+2329/J0528+2200, J1453–6413/J1430–6623, J2354+6155/J2321+6024, J1915+1009/J1909+1102, J1832–0827/J1836–1008, and J1917+1353/J1926+1648) that are companions in disrupted binary systems with a high probability. Estimates of their kinematic ages and velocities at binary disruption and at the present epoch are provided.

**Key words:** pulsars, close binary system disruption

**DOI:** 10.1134/S1063773710020040

---

\* E-mail <lisa.chmyreva@mail.ru>

# INTRODUCTION

Neutron stars (NSs) are among the fastest Galactic objects. Their tangential velocities determined from measured proper motions reach hundreds or even thousands of kilometers per second (see, e.g., Hobbs et al. (2005) and references therein). NSs probably receive such kicks during asymmetric supernova explosions (Iben and Tutukov 1996; Helfand and Tademaru 1977; Shklovsky 1970; Dewey and Cordes 1987) or due to disruption by the explosions of the binary systems whose components they were (Blaauw 1961; Gott et al. 1970). The third possibility is the birth of NSs during the explosions of highvelocity massive stars that have been ejected from young star clusters by dynamical processes in their cores (Poveda et al. 1967; Gvaramadze 2007; Gvaramadze et al. 2008, 2009).

At least 50% of all stars are known to be members of binary and multiple systems (Batten 1967; Zasov and Postnov 2006; Duquenooy and Mayor 1991; Halbwachs et al. 2003) and, accordingly, many of the relatively young NSs that we observe as pulsars must have been formed precisely in binary systems.

NSs are the final evolutionary stage of stars with initial masses in the range from 8–10 to 25–30  $M_{\odot}$  (see, e.g., Postnov and Yungelson 2006; Bethe and Brown 1998), although there is evidence that the initial masses can be even higher (Muno et al. 2006). Most such close binary systems (CBSs) are disrupted by a supernova explosion, for which the loss of half of its mass is sufficient in the simplest case of a symmetric explosion and a circular orbit; for an asymmetric explosion, this fraction can be even smaller.

Nevertheless, when one of the stars in a massive binary system explodes as a supernova at the end of its life, this does not necessarily lead to binary disruption — about 40% of the pairs withstand the explosion (Bethe and Brown 1998). Since the components of a massive CBS exchange mass during its evolution, only the C–O core might remain of the primary (more massive) star at the time of its collapse. For this reason, the mass lost

during the first supernova explosion may prove to be insufficient for binary disruption; only the orbits of the components become eccentric and the center of mass acquires a velocity of about  $100 \text{ km s}^{-1}$ . A CBS with a relativistic component, a NS or a black hole (BH), emerges (see, e.g., Zasov and Postnov 2006).

When the secondary component collapses during the subsequent evolution (the second supernova explosion occurs) and the second relativistic object is formed, the pair is generally disrupted: the binary as a whole is already less massive and, hence, the ejected mass (higher than that in the first case) most often exceeds the value needed for disruption (Zasov and Postnov 2006).

The high velocities of pulsars serve as an additional argument that many of them were members of disrupted binary systems in the past. The slingshot effect acts during the disruption of a binary system, and this is one of the most natural mechanisms for an increase in the space velocities of disruption remnants. The kick received by the pulsar during an asymmetric supernova explosion in conjunction with the orbital angular momentum can accelerate the NS significantly (Bailes 1989; Kiel and Hurley 2009). However, this mechanism does not act at every CBS disruption.

These currently isolated NSs may prove to be a convenient tool for investigating the disruption mechanism. However, the kinematic characteristics of isolated pulsars per se do not allow even the contribution from additional velocities of a different nature to be estimated. The situation will change radically if we were to find two pulsars that used to be companions in a disrupted CBS.

Considering pairs of fairly close pulsars with known proper motions and distances and specifying the distribution of their space velocities, we can trace the motion of the objects in the past and determine the distance of their closest approach. If its epoch turns out to be consistent with the characteristic age  $\tau_{ch}$  of one of the pulsars ( $\tau_{ch} = P/2\dot{P}$ , where  $P$  is the pulsar period), then this pair can be assumed to have a common origin. The significance of this hypothesis can be estimated by comparing the probability of

the encounter found with that for any two objects with arbitrary proper motions. The presence of a supernova remnant in the corresponding Galactic region that is also consistent in age with one of the pulsars can serve as an additional criterion for the validity of the identification. Accepting the hypothesis about a common origin will allow us to analyze the collapse and second supernova explosion kinematics and the CBS disruption dynamics as well as to ascertain the relationship between the characteristic and actual pulsar ages.

Obviously, it is possible to establish membership in the same CBS only at disruption in the second supernova explosion. The epoch of closest approach must then coincide with the age of the younger pulsar. If, however, the binary was disrupted after the first explosion, then the second (intact) star evolves independently and can recede to hundreds of parsecs before it collapses  $10^5 - 10^6$  yr later. The pulsar born in this asymmetric explosion that received an additional kick will change the direction of its motion, which will make the detection of its companion virtually impossible. Thus, the total number of disrupted pairs can be larger.

Another scenario inaccessible to analysis by the proposed method is that the massive progenitor stars of pulsars in the past were ejected from young clusters and, accordingly, acquired a high space velocity (Gvaramadze 2007; Gvaramadze et al. 2008, 2009). In that case, they evolve and collapse as isolated stars. If the explosion does not change greatly the direction of their velocities, then tracing the trajectories of the two emerged young NSs into the past will only point to the same cluster, i.e., the encounter will be fairly close, but the stars cannot be said to have been gravitationally bound in the past. Therefore, on the one hand, the pairs of pulsars whose trajectories start near young star clusters should be dealt with carefully (see, e.g., Vlemmings et al. 2004) and, on the other hand, it should be understood that the described situation is unlikely. The progenitor stars ejected from clusters must be massive enough to subsequently explode as SNe II. Only about 20 fast massive stars are known to date, and only two of them have a mass higher than  $8 M_{\odot}$

(Przybilla et al. 2008; Heber et al. 2008).

The age difference between the components (i.e., the time elapsed between the first and second supernova explosions) for massive binaries should not exceed several million years. The latter requirement follows from the characteristic lifetime of massive main-sequence stars. If the time between the explosions is short, then the characteristic ages of both components can coincide.

The question about the actual ages of pulsars remains an open one. The characteristic age, particularly for young pulsars, can serve only as a reference. Faucher-Giguère and Kaspi (2006) analyzed the relationship between the actual and characteristic ages and showed that they could differ by a factor of several. Additionally,  $\tau_{ch}$  does not need to be an upper limit for the actual age (see, e.g., Gaensler and Frail 2000). The described approach to identifying companion pulsars will help to estimate their ages more accurately.

Isolated BHs that were previously members of disrupted CBSs together with pulsars can also be searched for by a similar method. The BH is the first to be formed at the end of the evolution of the more massive ( $> 30 M_{\odot}$ ) star, following which the binary survives with a probability of 40% and is disrupted after the second supernova explosion with the formation of a NS (Bethe and Brown 1998). In this case, since the BH is massive, it will acquire a lower velocity and, hence, will be not far from the place of CBS disruption (the pulsar birthplace). Given the kinematic characteristics of the pulsar (as one of the components of the disrupted binary), the BH localization region where it makes sense to search for it as a peculiar source of radiation with various frequencies can be limited in space (and in the sky) (Beskin and Karpov 2005). The remnant of the second supernova near which the pulsar trajectory passes if their ages are consistent, can be an important reference in this search.

To localize the BH in such a way, we suggest using pulsars with accurately measured proper motions and distances. This accuracy will directly determine the size of the region (from 1 to 10

square degrees) where the BH is located under the assumption that it exists. In these regions, the catalogs of starlike sources in all ranges will be cross identified and peculiar objects (primarily those without any lines in their optical spectra) will be selected to search for superfast variability in them, a basic property of an isolated accreting BH (Beskin et al. 1997; Beskin and Karpov 2005). Pulsars with young characteristic ages will be used, where possible. In this case, the spatial separation of the objects (the BH and the pulsar) is definitely small (even given the inaccuracy of the age estimate), which will facilitate the search for the BH.

Note separately that runaway OB stars can also be used to search for NSs and BHs (see Prokhorov and Popov (2002) and references therein).

In this work, we search for the pairs of isolated radio pulsars that were bound in the past. The detection of such pairs will allow one to understand the CBS disruption dynamics and to estimate the velocities acquired by the pulsars during a supernova explosion, their radial velocities, ages, and type of explosion.

Several dozen pulsars associated with supernova remnants are known to date. The most comprehensive overview of such associations can be found in Tian and Leahy (2004). These are mostly young pulsars located either within or in the immediate vicinity of their remnants. However, we are interested in the cases where the pulsar is fast and old enough to have left the neighborhood of the remnant (observed until now).

The attempts to discover disrupted pulsar pairs were previously made by Bisnovatyi-Kogan and Komberg (1974), Gott et al. (1970), and Wright (1979). The next step, an analysis of the possible association of a pair of moderately young pulsars spaced well apart for which the parallaxes and proper motions are known with a good accuracy, was undertaken by Vlemmings et al. (2004). Below, we discuss this result.

In the next section, we describe in detail the methodology and the assumptions made here. Next, we present the results of our investigation of specific

pulsar pairs. The work is completed by a discussion of the results obtained.

## THE METHOD

### Formulation of the Problem

Searching for the kinematic association of two pulsars with known proper motions consists in determining the closest approaches of their reconstructed trajectories in the Galaxy in the past. Obviously, the pulsars with a common origin (i.e., those that were the components of the same binary system) were closest to each other at the time of CBS disruption. This epoch corresponds to the current age of the younger pulsar (recall that we analyze the case where the system was disrupted after the second supernova explosion).

We consider all motions in a rectangular coordinate system whose origin is placed at the Galactic center. One of its axes is parallel to the direction of the Sun, the second axis is directed along the velocity of the local standard of rest, and the third axis is perpendicular to the Galactic plane and complements the first two to a right-handed triple of vectors. In such a coordinate system, the radius vector of the Sun is  $\mathbf{r}_\odot = \{-8.5 \text{ kpc}, 0, 0\}$  (see, e.g., Mihalas and Binney 1981).

The law of pulsar motion  $\mathbf{r}(t)$  in the Galactic gravitational potential  $\varphi_G(\mathbf{r})$  is the solution of the equation of motion

$$\ddot{\mathbf{r}} = -\nabla\varphi_G(\mathbf{r}) \quad (1)$$

with the initial conditions

$$\mathbf{r}_0 = \mathbf{r}(t = 0), \mathbf{V}_0 = \mathbf{V}(t = 0), \quad (2)$$

where the present epoch corresponds to the initial time. For known functions  $\mathbf{r}_{1,2}(t)$  for the pulsar pair, the separation  $\rho$  between them at the past time  $-t$  is  $|\mathbf{r}_1(-t) - \mathbf{r}_2(-t)|$ . Associating the pulsars, we seek for such an epoch  $T$  consistent with the age

of the younger pulsar (no older than its several characteristic ages) that

$$|\mathbf{r}_1(-T) - \mathbf{r}_2(-T)| = \min \rho. \quad (3)$$

A low value of  $\min \rho$  can indicate that these objects were gravitationally bound in the past.

## Solution of the Equation of Motion

Since the Galactic gravitational potential is not spherically symmetric (see below), the solution of Eq. (1) is generally obtained numerically, while the vectors  $\mathbf{r}_0$  and  $\mathbf{V}_0$  are determined directly from observations. For the current radius vector of a pulsar with Galactic coordinates  $l$  and  $b$  and a heliocentric distance  $d$ , we have

$$\mathbf{r}_0 = d\{\cos b \cos l, \cos b \sin l, \sin b\} + \mathbf{r}_\odot. \quad (4)$$

Its current velocity vector  $\mathbf{V}_0$  is specified by the known proper motion  $\{\mu_l \cos b, \mu_b\}$ , distance  $d$ , radial velocity  $V_r$ , and solar velocity vector

$$\dot{\mathbf{r}}_\odot = \mathbf{V}_{\odot,rot} + \mathbf{V}_{\odot,LSR}. \quad (5)$$

Here,  $\mathbf{V}_{\odot,rot} = \{0, V_{\odot,rot}, 0\}$  is the Galactic rotation velocity of the local standard of rest (LSR). It is determined by the Galactic rotation curve (i.e., by the potential  $\varphi_G(\mathbf{r})$ ) and is about  $220 \text{ km s}^{-1}$ . The vector  $\mathbf{V}_{\odot,LSR}$  is the solar velocity relative to the LSR; it is directed to the point with  $l = 53^\circ$  and  $b = 25^\circ$  (apex) and its magnitude is  $16.5 \text{ km s}^{-1}$  (Mihalas and Binney 1981).

The proper motion of a pulsar specifies its transverse velocity  $\mathbf{V}_t$  whose magnitude (in  $\text{km s}^{-1}$ ) is

$$V_t = 4.74 \cdot d \cdot \sqrt{(\mu_l \cos b)^2 + \mu_b^2}, \quad (6)$$

where  $\mu_l$  and  $\mu_b$  are in  $[\text{mas yr}^{-1}]$  and  $d$  is in kpc. The pulsar radial velocity consists of a secular component

$\mathbf{V}_{r,rot}$  attributable to the Galactic rotation of the pulsar LSR (i.e., also to the Galactic rotation curve) and a peculiar velocity  $\mathbf{V}_{r,p}$ . Thus, we finally obtain

$$\mathbf{V}_0 = \mathbf{V}_{r,rot} + \mathbf{V}_{r,p} + \mathbf{V}_t + \dot{\mathbf{r}}_\odot. \quad (7)$$

## The Models Used

Apart from the spherical coordinates, only the proper motions of pulsars and, more rarely, their distances, when the parallax  $\pi$  has been measured (the distances are usually calculated from the dispersion measure), are generally accessible to us directly from observations. All of these quantities are known with a finite accuracy and the distances are most often model-dependent.

The main problem in studying the kinematics of pulsars is the absence of direct measurements of their radial velocities. At the same time, the source of information about the latter is the distribution function of one (any) of the three peculiar velocity components of a pulsar at the time of its birth (e.g., at the time of binary disruption). The total peculiar velocity is assumed to be isotropic relative to the LSR. Therefore, the same function can also be used for the peculiar component of the pulsar radial velocity.

It is constructed from the set of data on all of the investigated pulsars as a solution of the maximum likelihood problem. At present, the question about its unambiguous choice is still an open one. Various versions have been proposed: Gaussian and non-Gaussian, one- or two-component distributions (see, e.g., Hobbs et al. 2005; Cordes and Chernoff 1998). Faucher-Giguère and Kaspi (2006) compare in detail the results available to date and conclude that it is so far hard to unambiguously choose a particular model, because all models are consistent with the observational data.

Thus, in the modeling task (in contrast to theoretical constructions), the choice of a particular distribution is not so important. We used it in the form of a sum of two Gaussians (Arzoumanian et al. 2002):

$$p(V_{r,p}) = \frac{w_1}{\sqrt{2\pi}\sigma_1} \exp\left(-\frac{V_{r,p}^2}{2\sigma_1^2}\right) + \frac{1-w_1}{\sqrt{2\pi}\sigma_2} \exp\left(-\frac{V_{r,p}^2}{2\sigma_2^2}\right), \quad (8)$$

where  $\sigma_1 = 90 \text{ km s}^{-1}$ ,  $\sigma_2 = 500 \text{ km s}^{-1}$  and  $w_1 = 0.4$ .

As was said above, it describes the velocities of the pulsars at the epoch of their birth and can change by now. It is easy to estimate the variations  $\Delta V$  in velocity magnitudes as a result of the motion in the Galactic potential:

$$\Delta V \sim \tau \ddot{r}, \quad (9)$$

where  $\tau$  is the pulsar age and  $\ddot{r}$  is the magnitude of its acceleration. Vlemmings et al. (2004) used the characteristic age  $\tau_{ch}$  as  $\tau$  and the acceleration  $\ddot{z}$  in a direction perpendicular to the Galactic plane instead of  $\ddot{r}$ . However, they investigated a pair of moderately young pulsars with ages  $\tau_{ch} \sim 3 \times 10^6 \text{ yr}$ . In this time, correction (9) may prove to be significant and, at the same time, significantly different from the true one, since  $\tau_{ch}$  is not a good age estimate and because the corresponding integral is replaced with product (9).

Although here we investigate pulsars with considerably younger ages, to estimate the effect of the Galactic gravitational potential on their motion, we simulated sets of pulsar trajectories that began their motion in the Galactic plane (where the effect will be at a maximum), at Galactocentric distances of 2.5 – 10.5 kpc (with a step of 2 kpc). We obtained changes in peculiar velocity magnitudes and deviations of the trajectories from rectilinearity after  $10^5$ ,  $5 \times 10^5$ ,  $10^6$  and  $3 \times 10^6 \text{ yr}$ .

Function (8) was used as the distribution of pulsar initial peculiar velocity components. The gravitational potential  $\varphi_G(\mathbf{r})$  was specified by an expression from Carlberg and Innanen (1987) and Kuijken and Gilmore (1989):

$$\varphi_G(r, z) = -\frac{GM_{dh}}{\sqrt{(a_G + \sum_{i=1}^3 \beta_i \sqrt{z^2 + h_i^2})^2 + b_{dh}^2 + r^2}}$$

**Table 1.** Parameters of the Galactic potential (Carlberg and Innanen 1987; Kuijken and Gilmore 1989)

Const- ant	Disk-halo(dh)	Bulge(b)	Nucleus(n)
$M$	$1.45 \times 10^{11} M_\odot$	$9.3 \times 10^9 M_\odot$	$1.0 \times 10^{10} M_\odot$
$\beta_1$	0.4		
$\beta_2$	0.5		
$\beta_3$	0.1		
$h_1$	0.325 kpc		
$h_2$	0.090 kpc		
$h_3$	0.125 kpc		
$a_G$	2.4 kpc		
$b$	5.5 kpc	0.25 kpc	1.5 kpc

$$-\frac{GM_b}{\sqrt{b_b^2 + r^2}} - \frac{GM_n}{\sqrt{b_n^2 + r^2}}, \quad (10)$$

where  $r$  is the distance from the Galactic center and  $z$  is the distance from the Galactic plane. This is a three-component axisymmetric potential that includes the contribution from the disk–halo, bulge, and nucleus; its parameters are presented in Table 1.

Obviously, the closer the pulsar to the Galactic center, the more nonuniform and nonrectilinear its motion. The limiting case for a Galactocentric distance of 2.5 kpc is presented in Figs. 1 and 2, which shows the changes in peculiar velocity magnitudes for pulsars and the deviations of their trajectories from a rectilinear shape. We see that their motion is almost uniform (compared to the parameters of distribution (8)) and rectilinear on time scales that do not exceed  $10^6 \text{ yr}$ . All distributions are bimodal, because function (8) is a two-component one.

For pulsars that began their motion from a Galactocentric distance of 10.5 kpc, the scatter  $\sigma[\Delta V]$  does not exceed  $4 \text{ km s}^{-1}$  even for  $T = 3 \times 10^6 \text{ yr}$  and the mean  $\mu[\Delta r] = 21 \text{ pc}$ .

Thus, when the motion of pulsars in the past is investigated on time scales of  $\sim 10^6 \text{ yr}$  or shorter, including the effect of  $\varphi_G(\mathbf{r})$  in the form of correction (9) seems superfluous and can even lead to additional errors in the results, since the actual age  $\tau$  can

differ from the characteristic one  $\tau_{ch}$  by a factor of several (see, e.g., Faucher-Giguère and Kaspi 2006). In contrast, distribution (8) also describes well the current pulsar velocities.

The initial conditions  $\mathbf{r}_0$  and  $\mathbf{V}_0$  are specified in the form of distributions that reflect the inaccuracies in the distances and velocities.

## Randomization of Initial Conditions

As has been noted above, all of the pulsar characteristics known from observations are specified with a finite accuracy. As in Vlemmings et al. (2004), we assume the pulsar proper motions to be distributed according to normal laws  $N(\mu_l, \sigma_{\mu_l}^2)$  and  $N(\mu_b, \sigma_{\mu_b}^2)$  with means equal to the measured values and variances equal to the squares of the measurement errors. A similar assumption is also used for the distances (mean  $d$  and variance  $\sigma_d^2$ ). Here, we estimated them from highly accurate measurements of the dispersion measure (DM) based on the NE2001 model of the Galactic free electron density distribution (Cordes and Lazio 2002) with a relative error of about 30%.

The pulsar equatorial coordinates are known with very high accuracies of fractions of an arcsecond, which gives an uncertainty in the position of  $10^{-3} - 10^{-2}$  pc at distances to the objects of several kpc. These values are considerably lower than the distance errors  $\sigma_d$  and, hence, we assumed  $\alpha$  and  $\delta$  (as well as the calculated  $l$  and  $b$ ) to be known exactly.

Since, as was shown above, the pulsar motion on time scales of  $10^6$  yr remains almost uniform, the uncertainty in the calculated  $\mathbf{r}(t)$  will generally be the same as that for the distance  $d$ .

In turn,  $\sigma_{\mu_l}$  and  $\sigma_{\mu_b}$ , along with the error in the distance  $d$ , will lead to randomization of the magnitude (and direction) of the current velocity  $\mathbf{V}_0$ . For  $d \sim 2 - 4$  kpc, proper motions of  $\sim 10$  mas yr $^{-1}$ , and their relative errors of  $\sim 30\%$ , the error in the transverse velocity will  $\sim 100$  km s $^{-1}$ , which will subsequently, on time scales up to  $10^6$  yr, lead to an error in the position  $\mathbf{r}(t)$  of 100 pc. This is much

smaller than the contribution from the inaccuracy in the initial distance  $d$ .

## Simulations

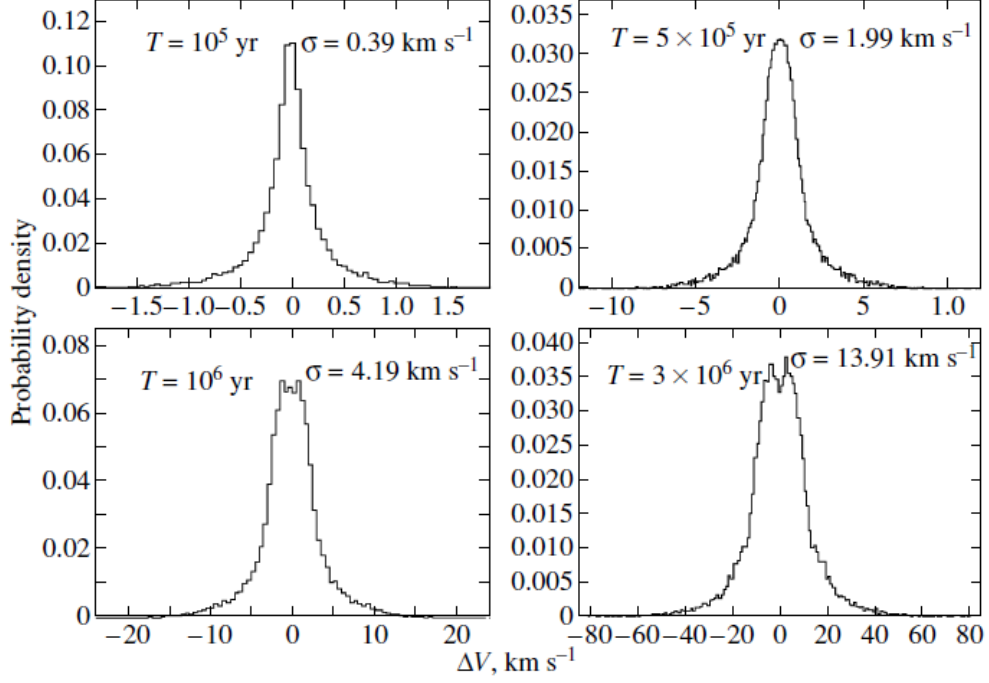
It is clear from the aforesaid how the distributions  $p_r(\mathbf{r}_0)$  and  $p_v(\mathbf{V}_0)$  of initial vectors  $\mathbf{r}_0$  and  $\mathbf{V}_0$  in (2) are obtained. Searching for the closest encounters of two pulsars is reduced to constructing the distribution of the probability  $P(\rho)$  that the minimum separation between them (on a given time scale in the past) does not exceed  $\rho$ .

This distribution was constructed by the Monte Carlo method; solving Eq. (1) and simulating the sets of pairs of pulsar trajectories with various realizations of  $\mathbf{r}_0$  and  $\mathbf{V}_0$  from  $p_r(\mathbf{r}_0)$  and  $p_v(\mathbf{V}_0)$ , we traced them into the past to a time of 1–2 Myr (exceeding the characteristic age of the younger pulsar) and calculated the minimum separation  $\rho_{min}$  between them. Since the effect of the Galactic gravitational potential (10) in our problem is negligible, we restricted ourselves to several points with a step of 500 000 yr determined by the Runge–Kutta–Feldberg method for each trajectory. The pulsar motion between them was assumed to be uniform and rectilinear, which allowed the speed of our simulations to be increased significantly.

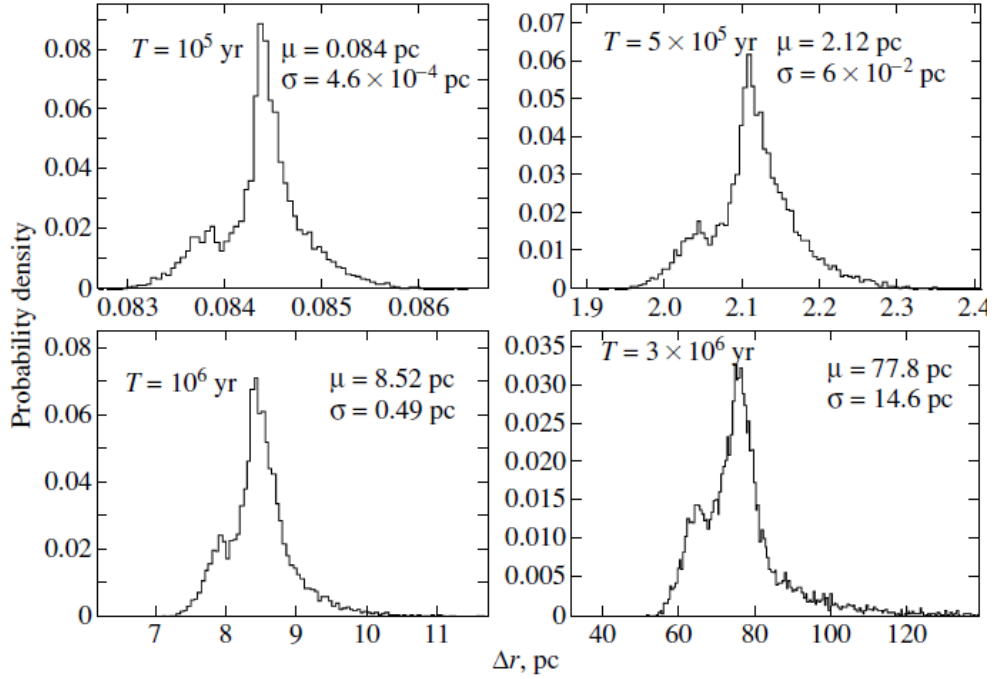
Together with the distribution  $P(\rho)$ , we obtained the distribution  $T(\rho)$  for the epochs of closest approaches. Next, after comparison of the former distribution with the reference one  $P_0(\rho)$ , we reached the conclusion about whether the kinematic association of the pulsar pair under study was possible.

## Reference Probability

Once the distribution  $P(\rho)$  has been obtained, we need a criterion that would allow us to determine how significant the probability that a given pair of pulsars approached to some small distance  $\tilde{\rho}$  in the past is. If the probability  $P(\tilde{\rho})$  is too high for the simulated number of approaches to a distance  $\leq \tilde{\rho}$  to be explained only by random factors, then the



**Fig.1:** Distribution of changes in peculiar velocity magnitudes for pulsars under the Galactic gravitational field that began their motion at a Galactocentric distance of 2.5 kpc.



**Fig.2:** Distribution of changes in final coordinates for pulsars under the Galactic gravitational field that began their motion at a Galactocentric distance of 2.5 kpc.



pair under study proves to be kinematically singled out among the others. There is reason to believe that these pulsars were once actually close to each other and to suggest that they constituted a single disrupted binary system.

This necessary criterion consists in comparing the probabilities  $P(\tilde{\rho})$  and  $P_0(\tilde{\rho})$ , where the latter is the probability for two randomly chosen pulsars to be at a distance no larger than  $\tilde{\rho}$  during their motion. Obviously, this probability should be calculated by taking into account the pulsar density in the Galaxy.

Since there are pulsars of different ages and different origins in the Galaxy,  $P_0(\tilde{\rho})$  is equivalent to the probability of detecting two (or more) pulsars at a distance  $\leq \tilde{\rho}$  when a given region of space is observed. Clearly, the larger this region and the higher the pulsar density in it, the higher the probability of such a detection.

Thus, to calculate  $P_0(\tilde{\rho})$ , we must specify, first, the pulsar density distribution over the Galaxy and, second, the sizes and localization of the region of space of interest. Here, we used the radial pulsar surface density distribution derived by Yusifov and Küçük (2004):

$$\Sigma(R) = A \left( \frac{R + R_1}{R_\odot + R_1} \right)^a \times \exp \left[ -b \left( \frac{R - R_\odot}{R_\odot + R_1} \right) \right], \quad (11)$$

where  $A = 37.6 \pm 1.9 \text{ kpc}^{-2}$ ,  $a = 1.64 \pm 0.11$ ,  $b = 4.01 \pm 0.24$ ,  $R_1 = 0.55 \pm 0.10 \text{ kpc}$ , and  $R_\odot = 8.5 \text{ kpc}$ , and a similar distribution in a direction perpendicular to the Galactic plane, whose choice and the optimality of the parameter  $\langle z \rangle = 50 \text{ pc}$  are justified by Faucher-Giguère and Kaspi (2006):

$$p(z) = \frac{1}{2\langle z \rangle} \exp \left( -\frac{|z|}{\langle z \rangle} \right). \quad (12)$$

Collectively, these distributions specify the average number of pulsars  $\eta(\mathbf{r})$  that can actually be detected in a Galactic region with coordinates of its center  $\mathbf{r} = \{x, y, z\}$  and sizes  $\tilde{\rho}$  [pc]:

$$\eta(\mathbf{r}) = 10^{-6} \tilde{\rho}^2 \Sigma(\sqrt{x^2 + y^2}) \int_{z-\tilde{\rho}/2}^{z+\tilde{\rho}/2} p(z) dz. \quad (13)$$

Here,  $x, y, z$  are the rectangular coordinates in the coordinate system associated with the Galaxy and described above. The distribution of pulsars is assumed to be stable for several million years.

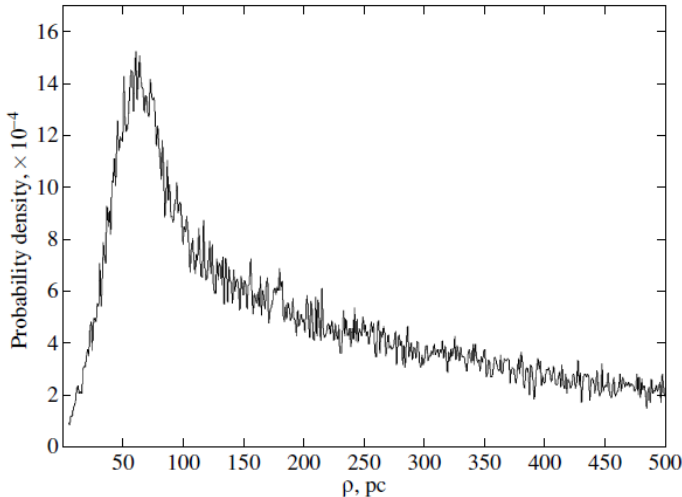
Calculating the probability  $P(\tilde{\rho})$  from our simulations, we automatically obtain the region  $(\mathbf{r}_{\tilde{\rho}}, \mathbf{r}_{\tilde{\rho}} + d\mathbf{r}_{\tilde{\rho}})$  where the pulsars approach each other to distances no larger than  $\tilde{\rho}$ . When  $\tilde{\rho} \ll d\mathbf{r}_{\tilde{\rho}}$ , the number of pulsars in the volume  $\tilde{\rho}^3$  obeys a Poisson distribution. Therefore, we divided the entire region into nonoverlapping cells  $\mathbf{r}_k$  ( $k = 1..N$ ) with sizes  $\tilde{\rho}$  in each of which the probability of detecting fewer than two pulsars is specified by the expression

$$\xi_k = \sum_{n < 2} \frac{[\eta(\mathbf{r}_k)]^n}{n!} \exp[-\eta(\mathbf{r}_k)]. \quad (14)$$

Finally,  $P_0(\tilde{\rho})$ , the probability of detecting two or more pulsars at a distance  $\leq \tilde{\rho}$  somewhere in the Galactic region  $(\mathbf{r}_{\tilde{\rho}}, \mathbf{r}_{\tilde{\rho}} + d\mathbf{r}_{\tilde{\rho}})$ , was calculated from the formula

$$P_0(\tilde{\rho}) = 1 - \prod_{k=1}^N \xi_k. \quad (15)$$

This quantity is indicative of whether a particular pulsar pair stands out kinematically. For many pairs,  $P(\rho)$  and  $P_0(\rho)$  were comparable (see below), but they differed significantly for some of them. In our problem, the kinematic association of pulsars is based on Monte Carlo calculations of the probability that a specific pair of pulsars approached to a given (or smaller) distance in the past. If this probability for sufficiently close approaches (of the order of several parsecs) is high compared to the reference one  $P(\rho) \gg P_0(\rho)$ , then it is concluded that they have a common origin.



**Fig.3:** Distribution of minimum separations between the pulsars J1453–6413 and J1430–6623 derived from our simulations of 15 000 trajectories.

### Mutual Correspondence between the Adopted Models

Here, we assume the distance to the Galactic center to be  $R_{\odot} = 8.5$  kpc. The gravitational potential (10) suggests the same  $R_{\odot}$ . It is based on a standard Galactic rotation curve. In contrast, the distribution of pulsar peculiar velocities obtained by Arzoumanian et al. (2002) uses the TC93 models of the Galactic free electron density (Taylor and Cordes 1993), while we use NE2001. Their spatial distribution is assumed to be uniform and the gravitational potential is based on the papers by Paczynski (1990) and Caldwell and Ostriker (1981), where  $R_{\odot} = 8$  kpc. In general, as is pointed out in the “Models Used” Section, the observational data available to date do not allow one to unambiguously choose a particular distribution of pulsar velocities. We are talking not only about the specific parameters but also about the shape of the distribution (for a review, see Faucher-Giguère and Kaspi (2006)). All of the possible versions do not differ from one another dramatically. For our results to change qualitatively, it is necessary that the simulated probabilities of close encounters be several orders of magnitude higher than the values obtained (as will be seen from the results). Varying the shape of the velocity distribution cannot lead to such a situation,

especially since the pulsar motion is investigated on time scales of several hundred thousand years, when reasonable differences in the distributions do not yet manifest themselves. Therefore, the distribution of peculiar velocities from Arzoumanian et al. (2002) is quite suitable for this work.

## RESULTS

### Calculations

The possibility of a kinematic association of pulsars was considered for pairs that satisfied the following conditions:

- (1) the proper motions ( $\mu_{\alpha}, \mu_{\delta}$ ) and distances (parallax  $\pi$ , DM) are known;
- (2) the current separation does not exceed 2–3 kpc;
- (3) the characteristic age  $\tau_{ch} = P/2\dot{P}$  of the younger pulsar does not exceed  $10^6$  yr (this is because the binary disruption region is determined more accurately for a small displacement of the pulsar from its current position backward along the trajectory, especially since we can be in error by a factor of several while estimating the disruption time from the characteristic age);
- (4) the pulsar age difference does not exceed several million years (this follows from the characteristic lifetime of massive main-sequence stars). If the true pulsar age is no more than  $\sim 100$  000 yr, then the supernova remnant associated with it can survive (and be detected) to the present day.

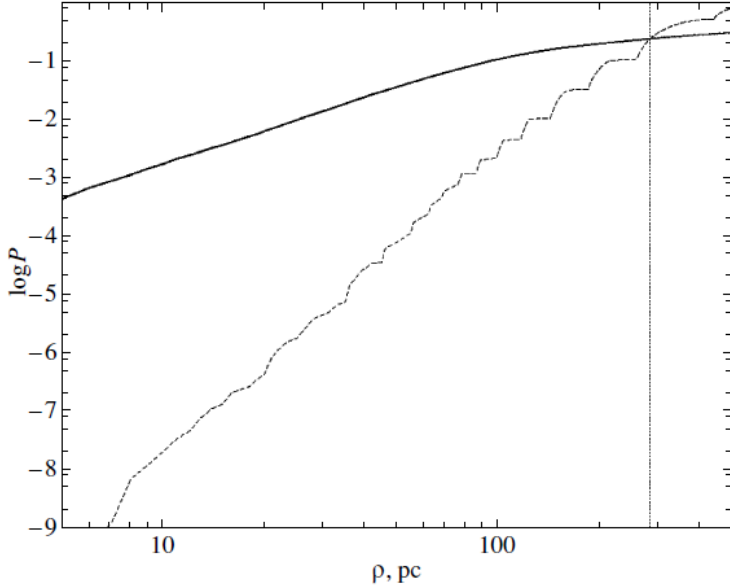
Here, we initially formed a sample of  $\sim 200$  isolated radio pulsars with known proper motions and distances. Their parameters were taken mostly from the ATNF database (Manchester et al. 2005; <http://www.atnf.csiro.au/research/pulsar/psrcat/expert.html>). We selected 16 pairs of objects from them that met the above criteria. For each of these pairs, we first simulated 10–15 thousand trajectories (per each pulsar). Next, we selected 7 from the 16 pairs for which the probability density  $p(\rho) = \frac{d}{d\rho}P(\rho)$  of the distribution of separations between the components had a distinct sharp peak at  $\rho \leq 500$  pc.

**Table 2.** Pulsar parameters.

Pulsars	$\alpha$ (hms)	$\delta$ (dms)	D (kpc)	$\mu_\alpha$ (mas yr <sup>-1</sup> )	$\mu_\delta$ (mas yr <sup>-1</sup> )	$\tau_{ch}$ (10 <sup>3</sup> yr)	$\Delta$ (kpc)
J0543+2329	05 43 09.660	23 29 05.00	2.06	19(7)	12(8)	253	0.46
J0528+2200	05 28 52.308	22 00 01.00	1.61	-20(19)	7(9)	1480	
J1453-6413	14 53 32.737	-64 13 15.59	2.08	-16(1)	-21.3(8)	1040	1.08
J1430-6623	14 30 40.872	-66 23 05.04	1.00	-31(5)	-21(3)	4490	
J2354+6155	23 54 04.724	61 55 46.79	3.43	22(3)	6(2)	920	0.46
J2321+6024	23 21 55.213	60 24 30.71	3.03	-17(22)	-7(19)	5080	
J1915+1009	19 15 29.98290	10 09 43.780	6.27	4(7)	-10(13)	420	2.09
J1909+1102	19 09 48.69380	11 02 03.350	4.18	-6(4)	7(8)	1700	
J1832-0827	18 32 37.0200	-08 27 03.64	4.85	-4(4)	20(15)	161	0.42
J1836-1008	18 36 53.925	-10 08 08.3	4.46	18(65)	12(220)	756	
J1833-0827	18 33 40.3000	-08 27 31.25	4.66	-38(26)	-72(55)	147	0.24
J1836-1008	18 36 53.925	-10 08 08.3	4.46	18(65)	12(220)	756	
J1917+1353	19 17 39.7902	13 53 56.95	3.99	0(12)	-6(15)	428	1.87
J1926+1648	19 26 45.322	16 48 32.78	5.83	13(11)	-14(18)	511	

**Table 3.** Pairs of pulsars that approached each other most closely in the past.

Pulsars	N	$\rho_0$ (pc)	$\rho_{min}$ (pc)	$n(5)$	$P(5)$	$P_0(5)$	$P_0(\rho_0)$	$T(5)$ (10 <sup>3</sup> yr)	$V_r(5)$ (km s <sup>-1</sup> )	$V(5)$ (km s <sup>-1</sup> )
J0543+2329	182634	285	0.535	81	$4.435 \times 10^{-4}$	$< 5 \times 10^{-10}$	0.249	325±92	50±131	322±85
J0528+2200									51±257	369±178
J1453-6413	199272	176	1.096	35	$1.756 \times 10^{-4}$	$3.1 \times 10^{-9}$	0.137	566±147	-156±257	321±93
J1430-6623									319±334	401±118
J2354+6155	93978	182	1.79	8	$8.513 \times 10^{-5}$	$1.8 \times 10^{-9}$	0.094	279±50	-253±185	609±102
J2321+6024									-283±844	930±124
J1915+1009	222007	81	2.646	10	$4.504 \times 10^{-5}$	$2.02 \times 10^{-8}$	0.012	303±64	-224±306	616±197
J1909+1102									-28±59	283±4
J1832-0827	343000	55	3.098	3	$8.746 \times 10^{-6}$	$1.23 \times 10^{-8}$	0.00178	42±17	20±17	735±47
J1836-1008									4±5	2068±630
J1833-0827	239034	46	1.73	2	$8.367 \times 10^{-6}$	$2.5 \times 10^{-9}$	0.000753	26±1	-360±360	1179±805
J1836-1008									226±157	4833±1034
J1917+1353	221335	42	3.399	2	$9.036 \times 10^{-6}$	$< 5 \times 10^{-9}$	0.000593	696±186	491±192	712±346
J1926+1648									-117±87	402±215



**Fig.4:** Pulsars J0543+2329 and J0528+2200. The probability of detecting the pulsar pair in the past at a distance of less than  $\rho = 5$  pc. The solid and dashed curves represent, respectively, the probability  $P$  determined during our simulations and the probability  $P_0$  of a chance (Poissonian) detection of two (or more) pulsars in a cell of space with a size  $\rho$  based on the distribution of their density in the Galaxy. The nonmonotonic behavior of the function  $P_0(\rho)$  at  $\rho > 30$  pc is explained by computational noise. The vertical line marks  $\rho_0 = 285$  pc.

Figure 3 shows an example of such a distribution for the pair of J1453–6413 and J1430–6623. Table 2 presents parameters of the seven pairs: the pulsar coordinates, the distance to the pulsar (determined from the DM), the proper motion, the characteristic age, and the separation between the pulsars at the present epoch. For each of them, we then simulated 100–300 thousand pairs of trajectories, constructed the distributions  $P(\rho)$ ,  $P_0(\rho)$ , and  $T(\rho)$ , and determined the regions of their closest approaches in space (and in the sky), starting from  $\rho = 5$  pc.

For each of the seven pairs, the probabilities  $P_0(\rho)$  at small  $\rho$  ( $\leq 50$ –300 pc) are considerably lower than  $P(\rho)$ ; for very small  $\rho$ , these probabilities differ by orders of magnitude, which virtually rules out the possibility of a purely chance detection of such close

encounters in simulations.

The results of our simulations are presented in Table 3. For each pulsar pair, it gives: (1) the total number  $N$  of simulated trajectory pairs; (2) the distance  $\rho_0$  starting from which the probability of a random encounter is higher than that of a nonrandom one:  $P_0(\rho > \rho_0) > P(\rho > \rho_0)$ ; (3) the minimum separation found among the simulated trajectories  $\rho_{min}$ ; (4) the number  $n$  of trajectory pairs that approach to a distance  $\rho \leq 5$  pc; (5) the corresponding probabilities  $P(\rho \leq 5$  pc) and  $P_0(\rho \leq 5$  pc); (6) the probability  $P_0(\rho_0)$  of a random encounter at the point of intersection between the distributions (in the volume of size  $\rho_0$ ); (7) the median epoch  $T$  and the 50% confidence interval that characterizes the approaches to  $\rho \leq 5$  pc; (8) the median values and 50% confidence intervals of the current radial velocities  $V_r$  for this case; (9) the median values of the pulsar peculiar velocities  $V(5)$  at the epoch of close approach and the 50% confidence interval.

## Discussion of Simulation Results

While analyzing the trajectories of the pulsar pairs that may have a common origin, it is interesting (and important) to analyze the velocity vectors of their separation at CBS disruption, i.e., the magnitudes of these velocities and the angles between them, first, to test the theories of CBS disruption by a supernova explosion and, second, to additionally verify the possibility that the pulsars were bound (or unbound) in the past. However, the quantities that can be obtained in terms of a statistical analysis have their peculiarities. Specifically, each individual value of the velocity or angle carries little information. In our case, these are only individual realizations of a random variable that per se do not characterize the pulsar pair in any way. Only the characteristics of their ensemble are meaningful. In our case, these are the confidence intervals, which are wide for these quantities. This is understandable: the uncertainty in the distances and radial velocities of the sample pulsars is very high. Thus, for example, for the closest encounters of the pair J0543+2329/J0528+2200 (at

$\rho \leq 5$  pc), the magnitudes of their velocities “immediately after the separation” lie with a 50% probability in the intervals from  $\sim 230$  to  $400$  km s $^{-1}$  and from  $190$  to  $550$  km s $^{-1}$ , respectively, while the angles between the velocities lie in the interval from  $\sim 40^\circ$  to  $\sim 120^\circ$ . Therefore, it turns out to be difficult to reliably estimate the velocity vectors at the time of the presumed separation, and such an analysis was not performed in this paper. Parallax measurements for the pulsars under consideration would help greatly to solve this problem.

### **J0543+2329 and J0528+2200**

The best results were obtained for the pair of pulsars J0543+2329 and J0528+2200 in our simulations of 182634 trajectory pairs. The approach to 5 pc (or smaller) is realized for 81 trajectory pairs, which corresponds to the probability  $P = 4.435 \times 10^{-4}$  at a probability of a random encounter  $P_0$  for the same distances of less than  $5 \times 10^{-10}$ . The difference by six orders of magnitude suggests that such a close encounter of the pulsars is not random and is indicative of their common origin. The value of  $\rho_0$  for this pair is 285 pc. For clarity, Fig. 4 shows the probability of detecting the pulsar pair in the past at a distance smaller than  $\rho$ . (Since the dependence is similar in shape for all succeeding pulsar pairs, we omit similar figures for them.) The smallest separation found between the pulsars in the past is 0.535 pc. The epoch of close encounters corresponds to  $T \sim 300\,000$  yr ago, and the characteristic age  $\tau_{ch}$  of the younger pulsar J0543+2329 is 253 000 yr, which is in satisfactory agreement. If the separation between the pulsars is assumed to be at a minimum precisely at the birth time of J0543+2329, then its actual age is close to 300 000 yr. Since the older pulsar J0528+2200 has a characteristic age of about 1.5 Myr, its progenitor had sufficient time before its collapse, in agreement with the evolutionary scenario for massive CBSs. The median means of the current pulsar radial velocities (for approaches to a distance smaller than 5 pc) are 50 and 51 km s $^{-1}$  for J0543+2329 and J0528+2200, respectively. The total space velocities of the pulsars relative to the LSR at the time of binary disruption (when the

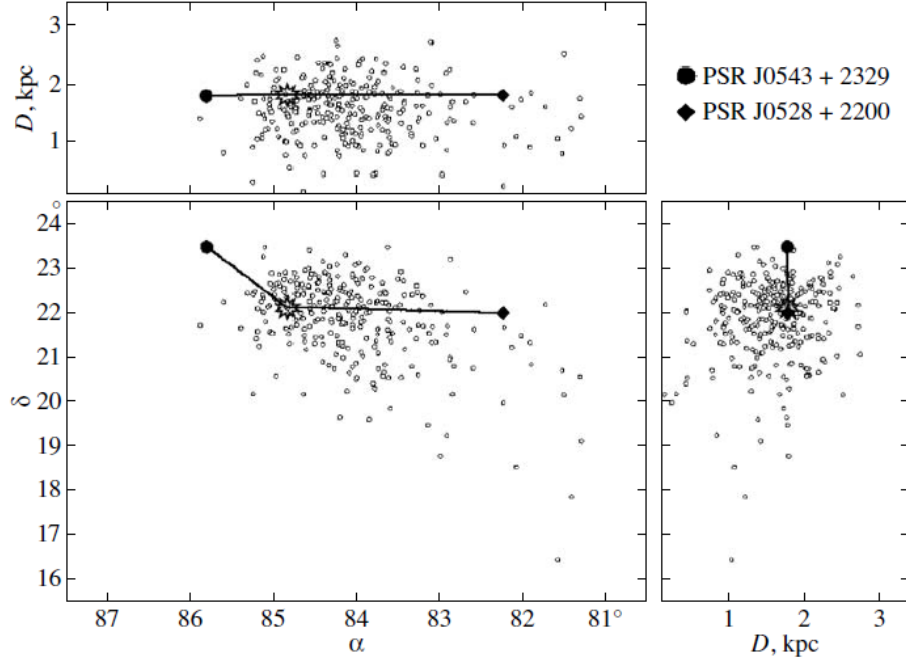
pulsars approached to  $\rho \leq 5$  pc) are 322 and 369 km s $^{-1}$ . Figure 5 shows the pulsar trajectories for which the spatial approaches are closest.

### **J1453–6413 and J1430–6623**

High probabilities of close approaches are also characteristic of the pair of J1453-6413 and J1430-6623. Out of the 199272 simulated trajectories, 35 pairs approached to a distance  $\rho \leq 5$  pc, i.e., the probability  $P(\rho \leq 5$  pc) is  $1.756 \times 10^{-4}$  and the probability of a random encounter  $P_0$  is approximately five orders of magnitude lower:  $3.1 \times 10^{-9}$ . The minimum separation during the approach was 1.096 pc ( $\rho_0$  for this pair is 176 pc) (see Fig. 6). The closest approaches occurred about 570 000 yr ago. The characteristic age of the younger pulsar J1453.6413 is about  $10^6$  yr; given the errors, this is a good correspondence, as in the previous case. The velocities at the binary disruption (when the pulsars approached in the past) were about 300 km s $^{-1}$  for J1453-6413 and 400 km s $^{-1}$  for J1430-6623. There is the OB association Pis 20 (Mel’nik and Efremov 1995) inside the spatial region of approaches to  $\rho \leq 10$  pc, an argument for the pulsar birth and the binary disruption nearby (see, e.g., Bobylev 2008). The center of the association is located  $\sim 80$  pc away from the place in which the approach of the pulsars is closest. In this case, the motion of the association in the Galaxy is disregarded, since the OB association with a velocity much lower than that of the pulsar was displaced insignificantly on time scales of several hundred thousand years.

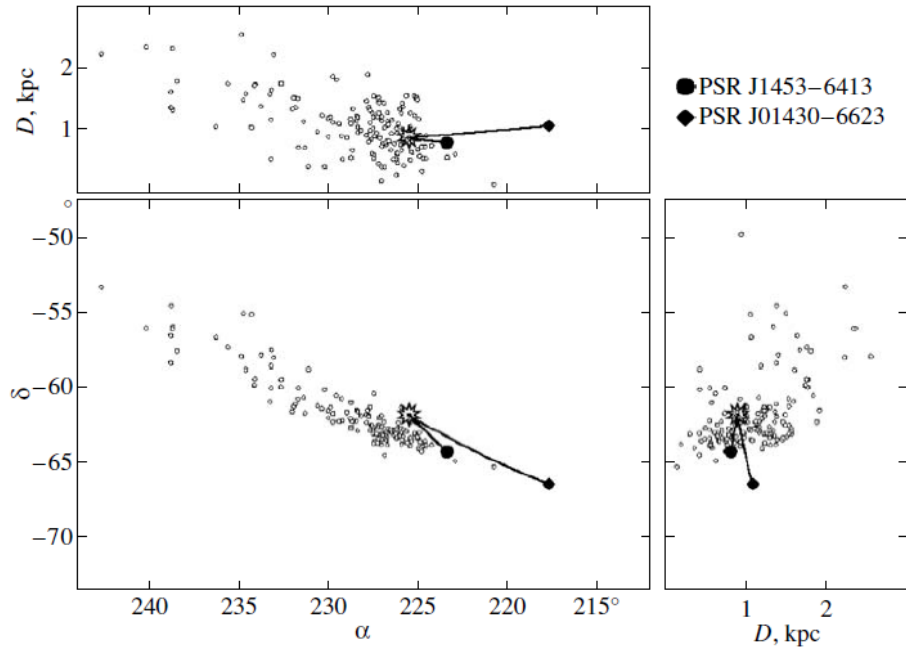
### **J2354+6155 and J2321+6024**

For the pair of J2354+6155 and J2321+6024 (Fig. 7), the minimum separation of the approach is 1.79 pc at its probability  $P = 8.513 \times 10^{-5}$ . The probability of a random encounter  $P_0$  is approximately four orders of magnitude lower;  $\rho_0$  for this pair is also fairly large: 182 pc. The approaches occurred about 280000 yr ago, and the characteristic age of the younger pulsar J2354+6155 is 920000 yr - this difference is also acceptable.

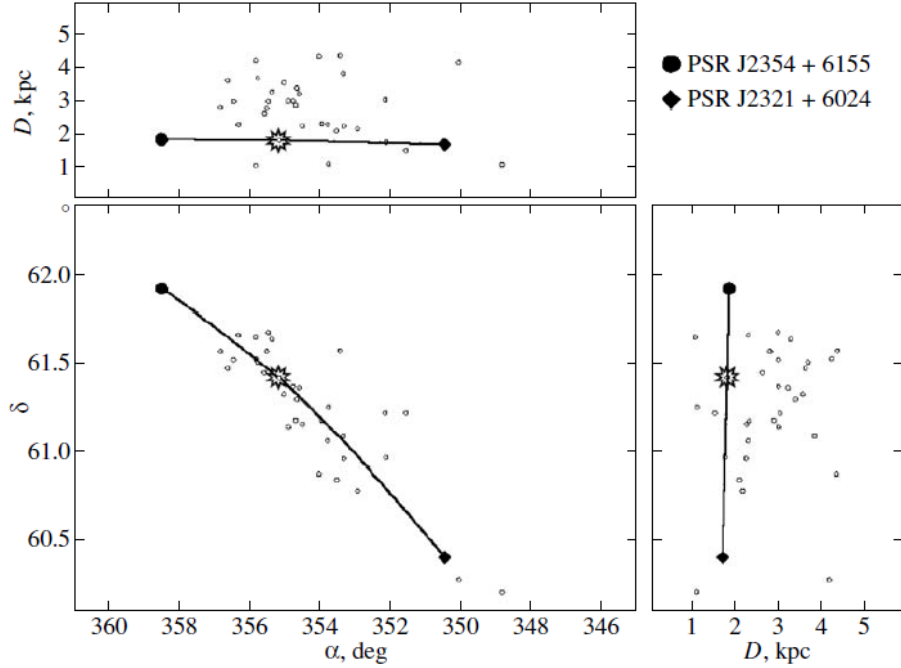


**Fig.5:** Pulsars J0543+2329 and J0528+2200. Projections of the spatial region in which the measured minimum separation between the pulsars does not exceed  $\rho = 10$  pc. Each point on the plot is the place of closest approach of the pulsars for a specific pair of trajectories. The circle and the diamond mark the position of the younger pulsar at the present epoch and the position of the older pulsar, respectively. The lines indicate the trajectories at which the separation found between the pulsars  $\rho_{min}$  is smallest. The asterisk marks the region where it is reached. Here,

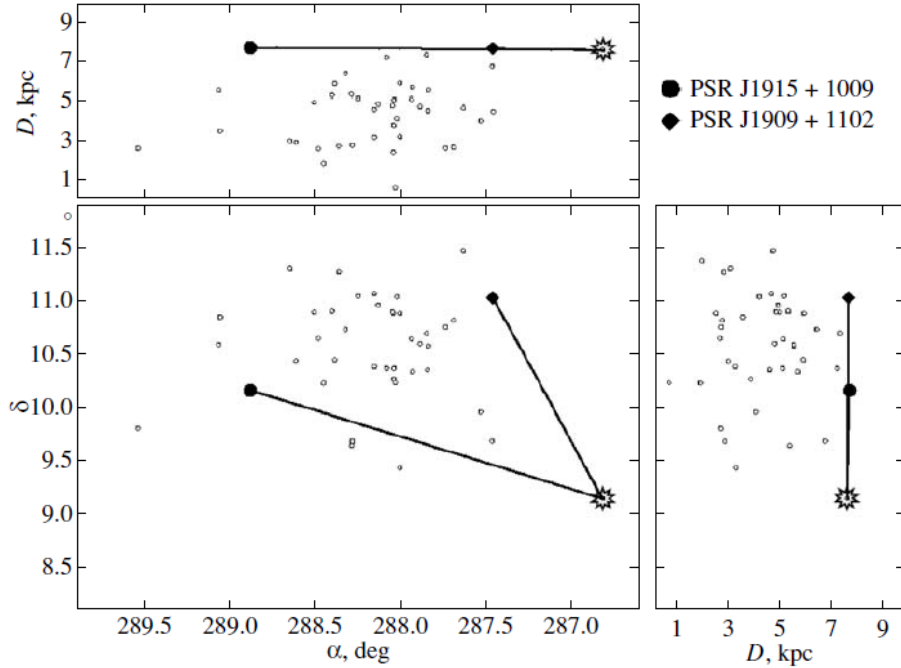
$$\rho_{min} = 0.535 \text{ pc.}$$



**Fig.6:** Same as Fig. 5 for the pulsars J1453-6413 and J1430-6623. The trajectories at which the separation found between the pulsars,  $\rho_{min} = 1.096$  pc, is smallest. The points mark the places of the closest approach of specific trajectory pairs the minimum separation between which is  $\rho \leq 10$  pc.



**Fig.7:** Same as Fig. 5 for the pulsars J2354+6155 and J2321+6024. The trajectories at which the separation found between the pulsars,  $\rho_{min} = 1.79$  pc, is indicated by the lines. The points mark the places of the closest approach of specific trajectory pairs the minimum separation between which is  $\rho \leq 10$  pc.



**Fig.8:** Same as Fig. 5 for the pulsars J1915+1009 and J1909+1102. The lines indicate the trajectories at which the separation found between the pulsars,  $\rho_{min} = 2.646$  pc, is smallest. The points mark the places of the closest approach of specific trajectory pairs the minimum separation between which is  $\rho \leq 10$  pc.

### **J1915+1009 and J1909+1102**

The results of our trajectory simulations for the pair of J1915+1009 and J1909+1102 are presented in Fig. 8. Here, the epoch of a close encounter of the pulsars corresponds to  $T \sim 300000$  yr. With the characteristic age of the younger pulsar J1915+1009  $\tau_{ch} = 420000$  yr, this is a good correspondence.

### **J1832–0827 and J1836–1008, J1833–0827 and J1836–1008**

In the pairs of J1832–0827 and J1836–1008, J1833–0827 and J1836–1008 (Figs. 9 and 10), two different secondary components can be associated with the same pulsar (J1836–1008). Here, we cannot unambiguously choose one of these associations based only on our estimates of the encounter probability. The two presumed companions, J1832–0827 and J1833–0827, are similar in characteristic age, both have high velocities (as does J1836–1008), and both are at a small distance from J1836–1008. Our simulations in both cases yielded similar results, and we can only point out that both encounters are nonrandom. However, if we compare the values of  $V(5)$ , we will see that these velocities are too high for the association of J1833–0827 and J1836–1008. For the pulsar J1836–1008, the velocity  $V(5)$  reaches almost  $5000 \text{ km s}^{-1}$ , a value higher than the velocities of even the fastest known pulsars. For the association of J1832–0827 and J1836–1008,  $V(5)$  for the same pulsar decreases to  $\sim 2000 \text{ km s}^{-1}$ , a fairly high value but not so implausible. Recall that among the pulsars with known parallaxes (i.e., with directly measured transverse velocities), J1509+5531 has the maximum value, which is about  $1000 \text{ km s}^{-1}$  (Chatterjee et al. 2009). On this basis, it seems that the association of J1832–0827 and J1836–1008 is more natural.

However, on the whole, both possible pairs suggest a high space velocity of J1836–1008, which is marginal even for the pulsar velocity distribution in general. This can be an argument against the possible association of these pairs. Here, it is hard

to be guided by the characteristic ages of the pulsars (J1836–1008 is the older object in both pairs, and if this is the case, then it might not receive a kick at binary disruption), because their initial periods are unknown.

### **J1917+1353 and J1926+1648**

The last pair is J1917+1353 and J1926+1648 (Fig. 11). The probability  $P$  differs from  $P_0$  by more than three orders of magnitude, suggesting a possible association of the pulsars. Their characteristic ages are similar,  $428000$  and  $511000$  yr, and we cannot say which pulsar is actually younger. The encounter epoch occurs at  $T \sim 696000$  yr, which may correspond to the age of one of the pulsars during the formation of which the binary was disrupted.

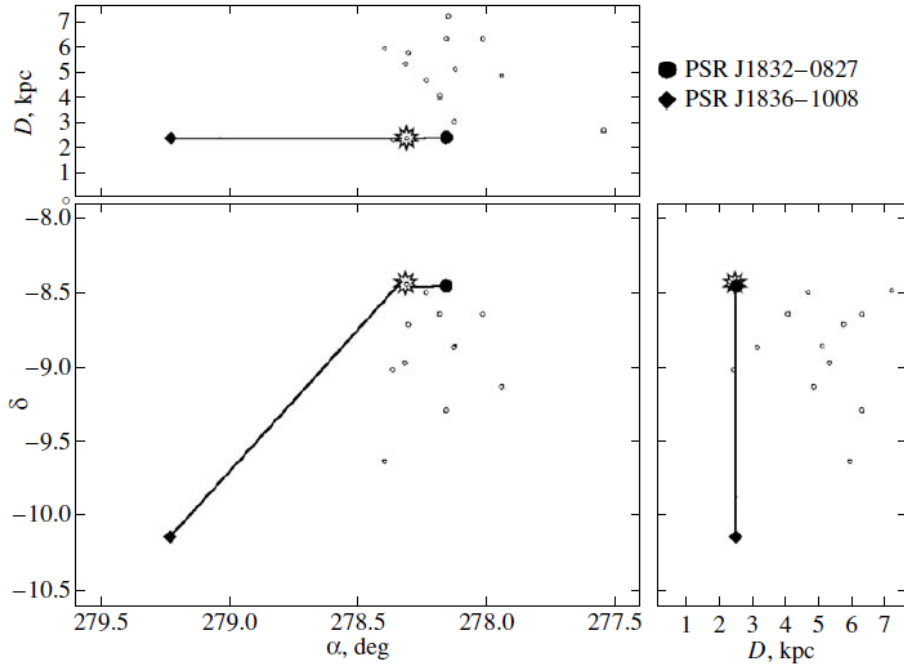
## **CONCLUSIONS**

Out of the initially selected 16 pulsar pairs, 7 pairs have a common property: the close encounters of their components in the past cannot be considered random. The selected pulsars have enhanced probabilities of close encounters and, hence, there is reason to believe that they were gravitationally bound in the past, i.e., they were members of the same CBS that was subsequently disrupted.

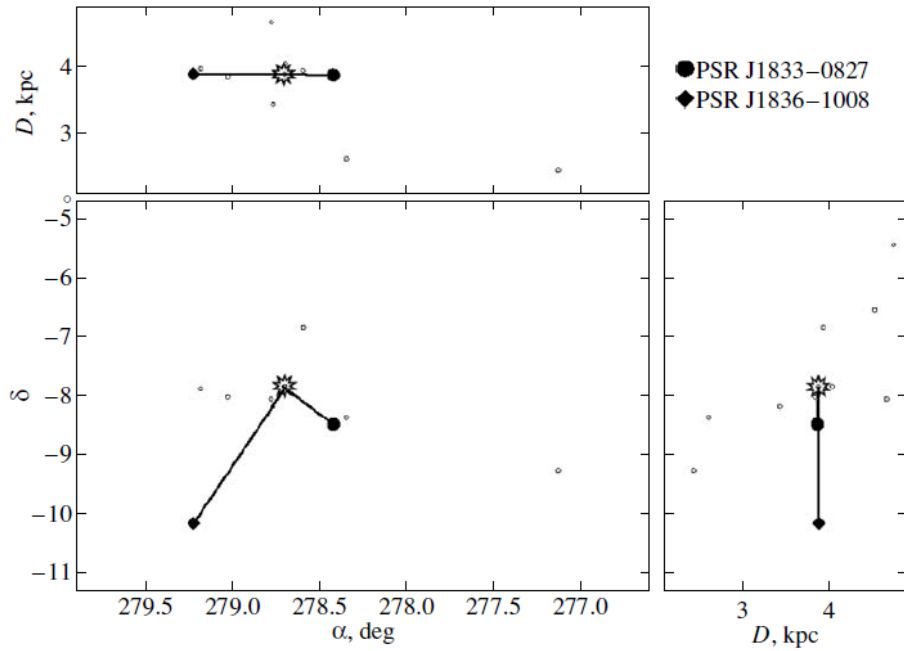
Such disruption is probably the finale of the evolution of two initially massive stars — the result of the second supernova explosion. When the primary (more massive) component during its evolution overfills its Roche lobe, mass transfer and outflow from the binary begins and it can lose the bulk of the hydrogen envelope by the time of collapse. As a result, the mass loss by the binary during its explosion can be smaller than that needed for disruption. In contrast, during the second explosion, the binary is disrupted in most cases (Zasov and Postnov 2006).

As was mentioned above, it is virtually impossible to identify the case of binary disruption after the first explosion, when the secondary

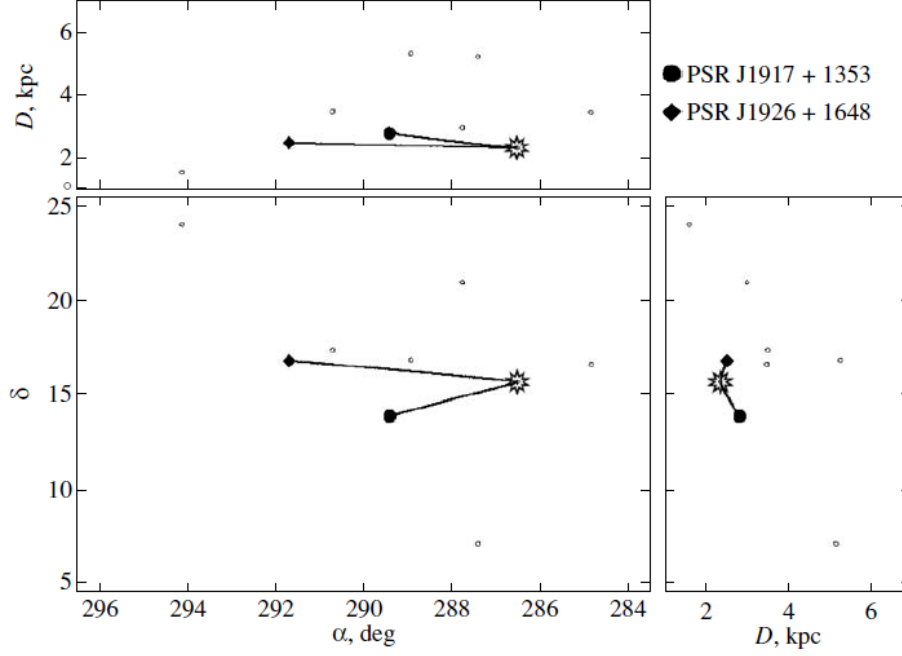




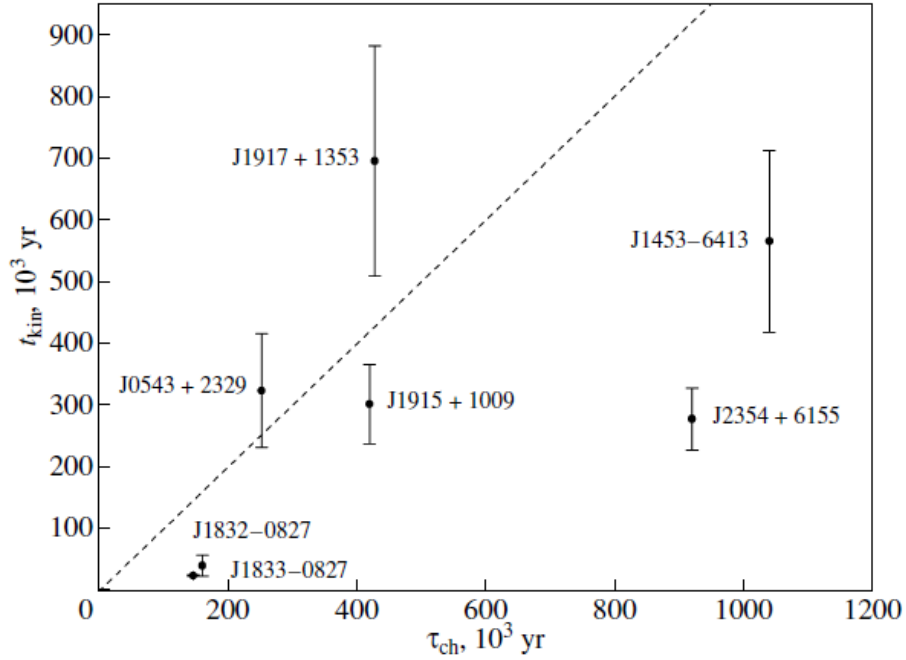
**Fig.9:** Same as Fig. 5 for the pulsars J1832-0827 and J1836-1008. The lines correspond to the trajectories at which the separation found between the pulsars,  $\rho_{min} = 3.098$  pc, is smallest. The points mark the places of the closest approach of specific trajectory pairs the minimum separation between which is  $\rho \leq 10$  pc.



**Fig.10:** Same as Fig. 5 for the pulsars J1833-0827 and J1836-1008. The lines represent the trajectories at which the separation found between the pulsars,  $\rho_{min} = 1.73$  pc, is smallest. The points mark the places of the closest approach of specific trajectory pairs the minimum separation between which is  $\rho \leq 10$  pc.



**Fig.11:** Same as Fig. 5 for the pulsars J1917+1353 and J1926+1648. The trajectories at which the separation found between the pulsars,  $\rho_{min} = 3.399$  pc, is smallest are represented by the lines. The points mark the places of the closest approach of specific trajectory pairs the minimum separation between which is  $\rho \leq 10$  pc.



**Fig.12:** Relationship between the characteristic ( $\tau_{ch}$ ) and kinematic ( $t_{kin}$ ) ages of the younger pulsars in the pairs. The errors correspond to the 50% confidence intervals. The dashed line corresponds to  $t_{kin} = \tau_{ch}$ .

component, being now an isolated one, evolves independently from the primary one. Indeed, after the CBS disruption through the collapse of the primary component, the secondary star will recede significantly from the binary position before its explosion (in  $10^5 - 10^6$  yr). An additional factor that breaks the connection between the present-day trajectory of the second pulsar and the pair coordinates can be an asymmetry in the explosion of its progenitor. At the same time, our simulations of trajectories is aimed at detecting the encounters of pulsars only for a “straight” extension of the trajectories into the past.

Thus, the encounters of pulsars we detected probably mark the CBSs that were disrupted during the second explosion, while the probability of a purely random close encounter between pulsars in the past is negligible.

Note that the differences in characteristic ages of the pulsars in the pairs we selected (except for the pair of J1917+1353 and J1926+1648) lie within the range  $5 \times 10^5 - 4 \times 10^6$  yr. These intervals agree with the time intervals needed for the evolution of the secondary components to be ended with a supernova explosion, even if the differences between the characteristic and actual ages is taken into account.

We analyzed the relations between the characteristic and “kinematic” (determined from the epoch of closest approach) pulsar ages. Figure 12 shows the relationship between these parameters. We see no clear correlation; the kinematic age can be both older and younger than the characteristic one, but the age difference itself is small and comparable to the inaccuracy in  $\tau_{ch}$ .

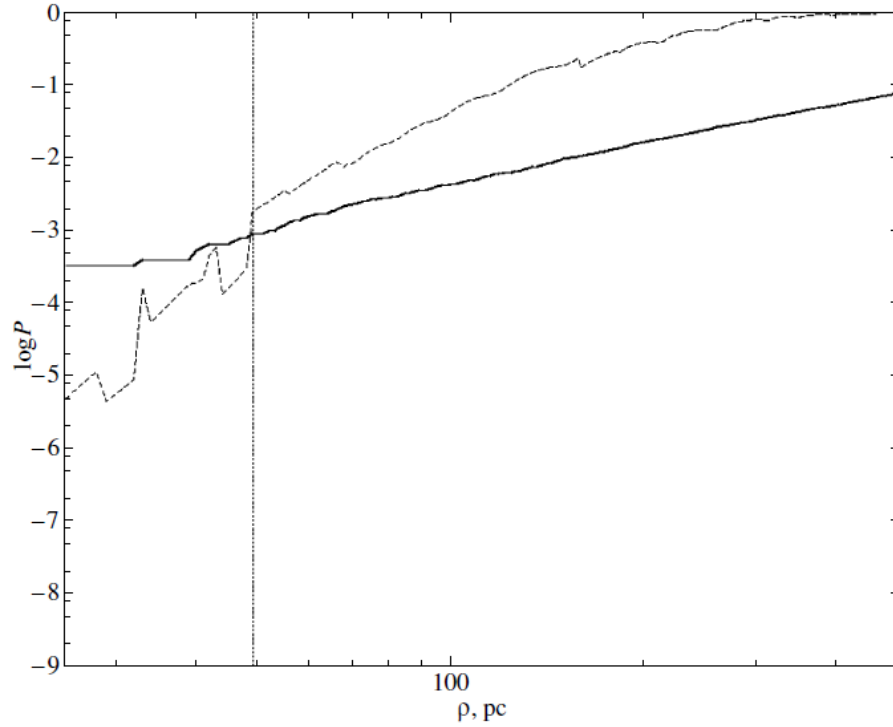
The technique used here allows us to determine whether the kinematic encounters of the selected pulsars in the past are a consequence of the natural NS density distribution in the Galaxy or such configurations are not random. In the former case, the pair of pulsars under consideration has never constituted a common binary, although the objects satisfy the initial selection criteria described above. As an illustration of this case, let us consider three

pulsars: J1835–1106, J1825–0935, and J1824–1945. According to the preliminary selection criteria, any of the first two pulsars is suitable for being associated with the third. However, neither in the pair of J1835–1106 and J1824–1945 nor in the pair of J1825–0935 and J1824–1945 can the pulsars be recognized as being actually associated. Figures 13 and 14 show the probabilities of detecting the components at a distance smaller than  $\rho$ . As we see from the figures,  $\rho_0$  for each pair is very small and the difference between  $P$  and  $P_0$  is insignificant. Therefore, in this case, the close encounters of the pulsars can be explained by purely random factors.

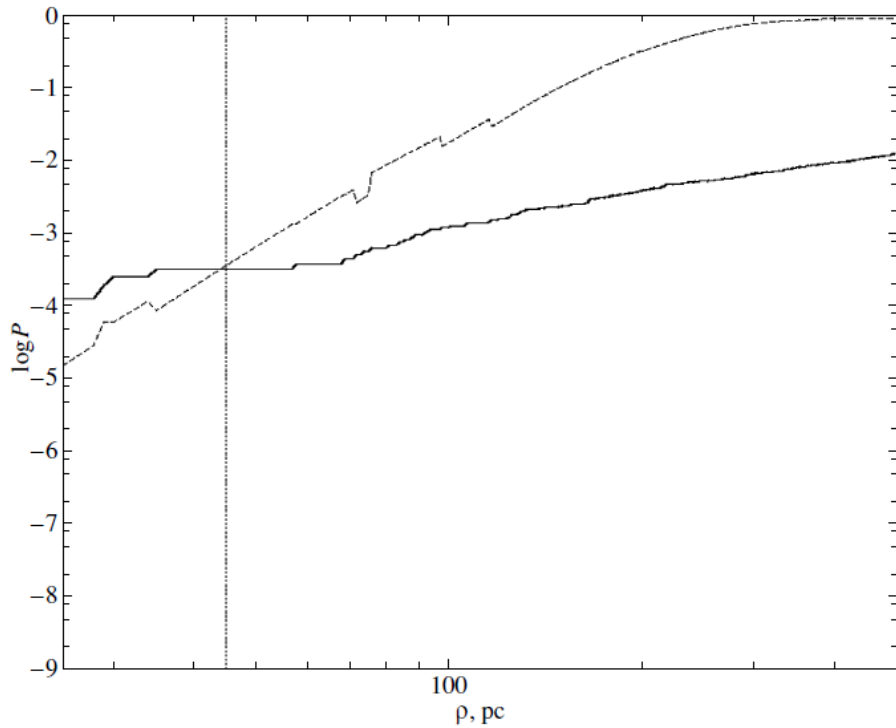
Thus, we detected six pairs of pulsars that were probably members of disrupted CBSs: J0543+2329 and J0528+2200, J1453-6413 and J1430-6623, J2354+6155 and J2321+6024, J1915+1009 and J1909+1102, J1832-0827 and J1836-1008, and J1917+1353 and J1926+1648. Their further study by analyzing a larger number of trajectories will allow us to improve our knowledge about the pulsars themselves (when the relations between their kinematic and “intrinsic” ( $\nu, \dot{\nu}, \ddot{\nu}$ ) characteristics are studied), about the possibility of being members of common CBSs in the past, and about the disruption kinematics of such binaries. A reliable identification of the pulsar pairs will also allow their current radial velocities and true ages to be estimated.

## ACKNOWLEDGMENTS

We are grateful to A.K. Dambis (Sternberg Astronomical Institute) for a detailed discussion of this paper and to the referees for helpful remarks. This work was supported by the “Origin and Evolution of Stars and Galaxies” Program of the Presidium of the Russian Academy of Sciences.



**Fig.13:** Pulsars J1835–1106 and J1824–1945. The  $\rho$  dependence of  $P$  (solid curve) and  $P_0$  (dashed curve). The vertical line indicates  $\rho_0$ . Here,  $\rho_0$  is small, while the probabilities  $P$  and  $P_0$  differ insignificantly. Therefore, the conclusion that the pulsars are kinematically associated is invalid.



**Fig.14:** Same as Fig. 13 for the pulsars J1825–0935 and J1824–1945. Just as the pair of J1835–1106 and J1824–1945, it is hard to associate the pulsars here.

## REFERENCES

- [1] Z. Arzoumanian, D.F. Chernoff, and J.M. Cordes, *Astrophys. J.* **568**, 289 (2002).
- [2] M. Bailes, *Astrophys. J.* **342**, 917 (1989).
- [3] A.H. Batten, *Ann. Rev. Astron. Astrophys.* **5**, 25 (1967).
- [4] G.M. Beskin and S.V. Karpov, *Astron. Astrophys.* **440**, 223 (2005).
- [5] G.M. Beskin, V.N. Komarova, S.I. Neizvestny, et al., *Ex. Astron.* **7**, 413 (1997).
- [6] H.A. Bethe and G.E. Brown, *Astrophys. J.* **506**, 780 (1998).
- [7] G.S. Bisnovatyi-Kogan and B.V. Komberg, *Astron. Zh.* **51**, 373 (1974) [*Sov. Astron.* 18, 217 (1974)].
- [8] A. Blaauw, *Bull. Astron. Inst. Netherlands* 15, 265 (1961).
- [9] V.V. Bobylev, *Pis'ma Astron. Zh.* **34**, 757 (2008) [*Astron. Lett.* 34, 686 (2008)].
- [10] J.A.R. Caldwell and J.P. Ostriker, *Astrophys. J.* **251**, 61 (1981).
- [11] R.G. Carlberg and K.A. Innanen, *Astron. J.* **94**, 666 (1987).
- [12] S. Chatterjee, W.F. Brisken, W.H.T. Vlemmings, et al., arXiv:astro-ph/0901.1436v1 (2009).
- [13] J.M. Cordes and T.J.W. Lazio, arXiv:astro-ph/0207156 (2002).
- [14] J.M. Cordes and D.F. Chernoff, *Astrophys. J.* **505**, 315 (1998).
- [15] R.J. Dewey and J.M. Cordes, *Astrophys. J.* **321**, 780 (1987).
- [16] A. Duquennoy and M. Mayor, *Astron. Astrophys.* **248**, 485 (1991).
- [17] C.-A. Faucher-Giguère and V.M. Kaspi, *Astrophys. J.* **643**, 332 (2006).
- [18] B.M. Gaensler and D.A. Frail, *Nature* **406**, 158 (2000).
- [19] J.R.I. Gott, J.E. Gunn, and J.P. Ostriker, *Astrophys. J.* **160**, L91 (1970).
- [20] V.V. Gvaramadze, *Astron. Astrophys.* **470**, L9 (2007).
- [21] V.V. Gvaramadze, A. Gualandris, and S. Portegies Zwart, *Mon. Not. R. Astron. Soc.* **385**, 929 (2008).
- [22] V.V. Gvaramadze, A. Gualandris, and S. Portegies Zwart, *Mon. Not. R. Astron. Soc.* **396**, 570 (2009).
- [23] J.L. Halbwachs, M. Mayor, S. Udry, et al., *Astron. Astrophys.* **397**, 159 (2003).
- [24] U. Heber, H. Edelmann, R. Napiwotzki, et al., *Astron. Astrophys.* **483**, L21 (2008).
- [25] D.J. Helfand and E. Tademaru, *Astrophys. J.* **216**, 842 (1977).
- [26] G. Hobbs, D.R. Lorimer, A.G. Lyne, et al., *Mon. Not. R. Astron. Soc.* **360**, 974 (2005).
- [27] I. Iben and A.V. Tutukov, *Astrophys. J.* **456**, 738 (1996).
- [28] P.D. Kiel and J.R. Hurley, *Mon. Not. R. Astron. Soc.* **395**, 2326 (2009).
- [29] K. Kuijken and G. Gilmore, *Mon. Not. R. Astron. Soc.* **239**, 571 (1989).
- [30] R.N. Manchester, G.B. Hobbs, A. Teoh, et al., *Astron. J.* **129**, 1993 (2005).
- [31] A.M. Mel'nik and Yu.N. Efremov, *Pis'ma Astron. Zh.* **21**, 13 (1995) [*Astron. Lett.* 21, 10 (1995)].
- [32] D. Mihalas and J. Binney, *Galactic Astronomy: Structure and Kinematics* (Freeman, San-Francisco, 1981).
- [33] M.P. Muno, J.S. Clark, P.A. Crowther, et al., *Astrophys. J.* **636**, L41 (2006).
- [34] B. Paczynski, *Astrophys. J.* **348**, 485 (1990).
- [35] K.A. Postnov and L.R. Yungelson, *Liv. Rev. Relativ.* **9**, 6 (2006).
- [36] A. Poveda, J. Ruiz and C. Allen, *BOTT* **4**, 86 (1967).
- [37] M.E. Prokhorov and S.B. Popov, *Pis'ma Astron. Zh.* **28**, 609 (2002) [*Astron. Lett.* 28, 536 (2002)].
- [38] N. Przybilla, M.F. Nieva, U. Heber, et al., *Astron. Astrophys.* **480**, L37 (2008).
- [39] I.S. Shklovsky, *Astron. Zh.* **46**, 715 (1970) [*Sov. Astron.* 13, (1970)].
- [40] J.H. Taylor and J.M. Cordes, *Astrophys. J.* **411**, 674 (1993).
- [41] W.-W. Tian and D. Leahy, *PABei* **22**, 308 (2004).
- [42] W.H.T. Vlemmings, J.M. Cordes, and S. Chatterjee, *Astrophys. J.* **610**, 402 (2004).
- [43] G.A.E. Wright, *Nature* **277**, 363 (1979).
- [44] I. Yusifov and I. Küçük, *Astron. Astrophys.* **422**, 545 (2004).
- [45] A.V. Zasov and K.A. Postnov, *General Astrophysics* (Vek 2, Fryazino, 2006) [in Russian].

*Translated by V. Astakhov*