

Potts and percolation models on bowtie-type lattices

Chengxiang Ding¹, Yancheng Wang² and Yang Li³

¹*Physics Department, Anhui University of Technology, Maanshan 243002, P. R. China*

²*Physics Department, Beijing Normal University, Beijing 100875, P. R. China and*

³*Electrical Engineering Department, Tianjing
agricultural University, Tianjing 300384, P. R. China*

(Dated: November 3, 2019)

Abstract

We give the exact critical frontier of the Potts model on the bowtie-type lattices. For the case of $q = 1$, the critical frontier yields the thresholds of bond percolation on these lattices, which are exactly consistent with the results given by Ziff *et al.* For the $q = 2$ Potts model on the bowtie-A lattice, the critical point is in agreement with that of the Ising model on this lattice, which has been exactly solved. Furthermore, we do extensive Monte Carlo simulations of Potts model on the bowtie-A lattice with noninteger q . Our numerical results, which are accurate up to 7 significant digits, are consistent with the theoretical predictions. We also simulate the site percolation on the bowtie-A lattice, and the threshold is $s_c = 0.5479148(7)$. In the simulations of bond percolation and site percolation, we find that the shape-dependent universality of the percolation model on the bowtie-A lattice breaks down. This may be caused by the anisotropy of the lattice.

PACS numbers: 05.50.+q, 64.60.Cn, 64.60.De, 75.10.Hk

I. INTRODUCTION

The reduced Hamiltonian of q -state Potts model[1, 2] can be written as

$$-\mathcal{H}/k_B T = K \sum_{\langle i,j \rangle} \delta_{\sigma_i, \sigma_j}, \quad (1)$$

where σ_i, σ_j are the Potts spins on sites i and j . The Potts spin can take q values, namely $\sigma_i = 0, 1, 2, \dots$. The sum takes over all nearest-neighboring sites $\langle i, j \rangle$. K is the coupling constant between spin σ_i and σ_j . This model can be mapped to the random-cluster model[3, 4] with partition sum

$$Z_{\text{rc}} = \sum_{\mathcal{G}} v^{N_b} q^{N_c}, \quad (2)$$

where \mathcal{G} is a graph on lattice \mathcal{L} consists of N_b random occupied bonds and N_c clusters. $v = \exp K - 1$ is the bond weight. q is the cluster weight, which is not restricted to be integer in (2). An edge is set to be occupied by a ‘bond’ with probability $p = v/(1 + v)$ or vacant with probability $1 - p$. A cluster is defined as a group of sites connected by the bonds.

When $q = 1$, the random-cluster model (2) reduces to the bond percolation model[5], in which the physicists have special interests. A central problem of the research in percolation model is the determination of the thresholds of the percolation transition on different lattices. After decades of investigation, the percolation thresholds on a lots of lattices have been determined. Most of the results are numerical ones, exact results are scarce. An important exact result for bond percolation threshold is the one for the triangular-type lattice (see Fig. 1(a)). As is summarized by Ziff *et al.*[6, 7], the percolation threshold of the lattice is determined by

$$P(i, j, k) = P(\bar{i}, \bar{j}, \bar{k}), \quad (3)$$

where $P(i, j, k)$ is the probability that the three points i, j and k of the triangular cell (Fig. 1(b)) are connected in a same cluster, while $P(\bar{i}, \bar{j}, \bar{k})$ is the probability that the three points are isolated in three different clusters. There are other expressions to determine the percolation thresholds of the triangular-type lattices[6], but they are in fact equivalent to (3). (3) was used to determine the exact percolation thresholds of a series of lattices, such as the martini-type lattices[6, 8] and the stack-of-triangle lattices[9]. All of these lattices belong to the triangular-type lattice, with different internal structure in the triangular cells. Ziff and Scullard[10] extend (3) to a series of lattices which they call bowtie-type lattices, as shown in Fig. 2. The threshold of bond percolation on the bowtie-A lattice was first determined by Wierman[11], using the star-triangle transformation[12].

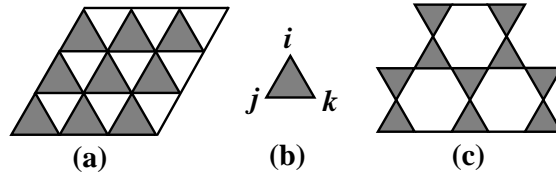


FIG. 1. (a) the triangular-type lattice, (b) the triangular cell, (c) the kagome-type lattice. The hatched triangular cells can have internal structures.

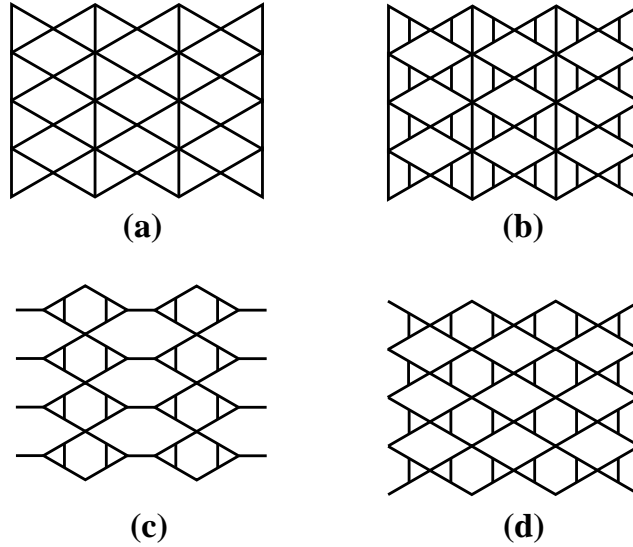


FIG. 2. Bowtie-type lattices: (a) bowtie-A lattice, (b) bowtie-B lattice, (c) bowtie-C lattice, (d) bowtie-D lattice.

When $q \neq 1$, the random-cluster model (2) can be considered as a general percolation model with cluster weight in the partition sum. The determination of the critical points of this model on different lattices is also a challenge in statistical physics. Similar to the problem of percolation threshold, exact critical points of the random-cluster model are also scarce. Up to now, exact critical points were found for only a small number of two-dimensional lattices, such as the square lattice, the honeycomb lattice, the martini-type lattices[13], and the stack-of-triangle lattices[14, 15]. In these lattices, the honeycomb lattice and the martini-type lattices belong to the triangular-type lattice, with complex internal structure in the triangular cells. Kelland[16] showed that the Potts model on the triangular-type lattice had a self-dual partition function with self-dual point

$$qA = C. \quad (4)$$

The meaning of A and C will be explained later. Wu and Lin[17] established rigorously that this

point is indeed the critical frontier in the ferromagnetic regime

$$3B + C > 0, \quad 2B + C > 0. \quad (5)$$

This is a very important result in determining the critical point of Potts model. Basing on this result, Wu gives the critical points of the kagome-type lattices (Fig. 1(c)) through a homogeneous conjecture[14]. The conjecture was checked by a lot of accurate numerical results given by the finite-size scaling analysis[15], which shows that Wu's conjecture was not exact but an excellent approximation.

In this paper, we will show that (4) can be extend to the bowtie-type lattices for determining the exact critical points of the random-cluster model on these lattices. This is very similar to Ziff's extension of (3) to this type of lattices for determining the bond percolation thresholds. Furthermore, we do Monte Carlo simulations of the random-cluster model on the bowtie-A lattice, the numerical results of the critical points are consistent with the theoretical predictions. In the procedure of simulations, we find that the shape-dependent universality[18, 19] of the percolation model breaks down on the bowtie-A lattice, by comparing some numerical results of bond percolation and site percolation.

II. CRITICAL FRONTIER ON BOWTIE TYPE LATTICES

For the Potts model on the triangular-type lattice, the partition sum can be written as

$$Z_{\text{tri}} = \sum_{\{\sigma\}} \prod_{\Delta} W_{\Delta}(i, j, k), \quad (6)$$

where $W_{\Delta}(i, j, k)$ is the Boltzman weight of a hatched triangular cell, and i, j, k are the three points of the cell. The sum and product take over all the cells. If the internal structure of the cells are simple triangles, then

$$\begin{aligned} W_{\Delta}(i, j, k) &= \exp[K(\delta_{\sigma_i, \sigma_j} + \delta_{\sigma_j, \sigma_k} + \delta_{\sigma_k, \sigma_i})] \\ &= (1 + v\delta_{\sigma_i, \sigma_j})(1 + v\delta_{\sigma_j, \sigma_k})(1 + v\delta_{\sigma_k, \sigma_i}) \\ &= 1 + v(\delta_{\sigma_i, \sigma_j} + \delta_{\sigma_j, \sigma_k} + \delta_{\sigma_k, \sigma_i}) + (v^3 + 3v^2)\delta_{\sigma_i, \sigma_j, \sigma_k}, \end{aligned} \quad (7)$$

where $v = \exp K - 1$ and $\delta_{\sigma_i, \sigma_j, \sigma_k} = \delta_{\sigma_i, \sigma_j} \delta_{\sigma_j, \sigma_k}$. This gives $A = 1, B = v$, and $C = v^3 + 3v^2$. Substituting them to (4), we get the critical frontier of Potts model on the triangular lattice, which writes

$$v^3 + 3v^2 = q. \quad (8)$$

Substituting $p = v/(1 + v)$ to this equation with $q = 1$, we get the threshold of bond percolation on the simple triangular lattice, i.e., $p_c = 2 \sin(\pi/18)$, which is a famous result[12].

In fact, (3) is exactly equivalent to the $q = 1$ case of (4). A is the sum of the weights of sub-graphs with the three points i, j, k are isolated in three different clusters, corresponding to the probability $P(\bar{i}, \bar{j}, \bar{k})$. C is the sum of the weights of sub-graphs with the three points connected in a same cluster, corresponding to the probability $P(i, j, k)$. For example, in a simple triangle, $P(\bar{i}, \bar{j}, \bar{k}) = (1 - p)^3$ and $P(i, j, k) = p^3 + 3p^2(1 - p)$. Substituting $p = v/(1 + v)$ to these expressions, one can easily find that $P(\bar{i}, \bar{j}, \bar{k})$ and $P(i, j, k)$ are different to A and C with a constant $[1/(1 + v)]^3$, respectively. This property holds for any triangular cell (but the constant may be different for different internal structure). In Ref. [15], a computer program was used to calculate the expressions of A, B, C of $n \times n$ stack-of-triangle cell up to $n = 4$. In Ref. [9], Haji-Akbari and Ziff give the expressions of $P(\bar{i}, \bar{j}, \bar{k})$ and $P(i, j, k)$. Comparing these expressions, we can see more clearly the equivalence of (3) and the $q = 1$ case of (4).

(3) follows the duality arguments[20, 21], it can be used to calculate the threshold of bond percolation on a lattice composed of triangular cells, and the lattice must be self-dual under the transformation shown in Fig. 3(a). The triangular-type lattice obviously meets this condition. Another type of lattice that meets this condition is the lattice shown in Fig. 3(b), and the four bowtie-type lattices can be generated by inserting different internal structures in the hatched triangular cells of this lattice. This lattice is first given by Ziff and Scullard[10], we call this lattice the ‘bowtie-generating lattice’, because it ‘generates’ the four bowtie-type lattices. If simple triangles are inserted in the cells of the bowtie-generating lattice, it generates a lattice with double bonds as shown in Fig. 4. The bond percolation with uniform probability p on the bowtie-A lattice can be got by setting the double bonds with probability $1 - \sqrt{1 - p}$, which is the Wierman’s trick[11].

Similar to (3), (4) also follows the duality arguments[16, 17], this inspires us to extend (4) to calculate the critical points of random-cluster model on other lattice which meets the condition of self-dual. As an example, we calculate the critical points of the bowtie-type lattices in this paper.

A. bowtie-A lattice

For generality, we set the coupling constants of the three bonds of the triangle in the double-bond lattice with K, M, N . The bond weights are $v = \exp K - 1$, $u = \exp M - 1$ and $w = \exp N - 1$,

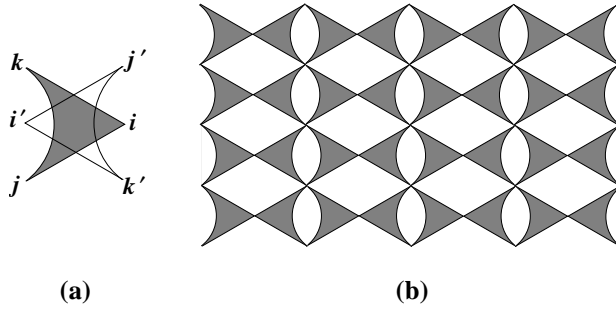


FIG. 3. (a) dual transformation of a triangular cell, (b) the bowtie-generating lattice, which is self-dual under the dual transformations of the cells. Four bowtie-type lattices as shown in Fig. 2 can be generated by this lattice by inserting different internal structures in the hatched triangular cells.

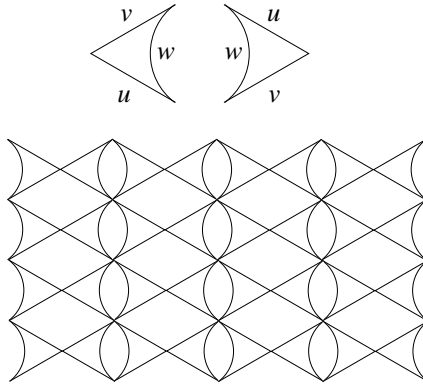


FIG. 4. A lattice constructed by inserting simple triangles in the cells of bowtie-generating lattice and its bond weights of the random-cluster model (top).

which are shown in Fig. 4. The expressions of A and C are

$$A = 1, \tag{9}$$

$$C = uvw + uv + vw + wu. \tag{10}$$

Substituting A and C to (4), we get the critical frontier of the Potts model on the double-bond lattice

$$uvw + uv + vw + wu = q. \tag{11}$$

Setting

$$M = K, N = K/2, \tag{12}$$

namely

$$u = v, w = \sqrt{1 + v} - 1, \tag{13}$$

we get a Potts model with uniform coupling constant K or random-cluster model with uniform bond weight v on the bowtie-A lattice. Substituting (13) to (11), we get the critical frontier of the Potts model on the bowtie-A lattice, which writes

$$(v^2 + 2v)(\sqrt{1+v} - 1) + v^2 = q, \quad \text{bowtie-A lattice.} \quad (14)$$

Solving (14) with $q = 1$, we get $v_c = 0.679\ 312\ 786$ or $K_c = 0.518\ 384\ 653$. This yields the threshold of bond percolation on the bowtie-A lattice, i.e., $p_c = v_c/(1+v_c) = 1 - \exp(-K_c) = 0.404\ 518\ 319$, which is exactly equal to the result that given by Wierman[11] or Ziff *et al.*[10].

The case of $q = 2$, which is the Ising model, has been exactly solved by Strěčka and Čanová[22] through mapping the model into a free-fermion eight-vertex model, and the critical points is given by

$$[\cosh(4K_I) - 1]e^{2K_I} = 2, \quad (15)$$

where $K_I = K/2$ is the coupling constant of nearest-neighboring Ising spins. Solving (15), we get $K_{Ic} = 0.333\ 135\ 959$. Furthermore, if we solve (14) with $q = 2$, we get $K_c = 0.666\ 271\ 918$. The two results are exactly consistent with each other.

The cases of $q = 1$ and 2 show the correctness of (14) for the bowtie-A lattice. For the other case, especially the case that q is not an integer, the correctness of (14) is not verified. Thus we do extensive Monte Carlo simulation and finite-size scaling analysis for the Potts model on the bowtie-A lattice, the numerical results will be given in Sec. III.

Setting the double-bond weights $w = 0$ (namely $N = 0$), (11) gives the critical frontier of Potts model on the square lattice

$$uv = q, \quad (16)$$

which is a famous result[23].

B. bowtie-B, and bowtie-D lattices

The critical frontier of the Potts model on the bowtie-B, the bowtie-C and the bowtie-D lattices can be obtained by the same way that we used for the bowtie-A lattice. In this paper, we only pay attention to the random-cluster model on these lattices with uniform bond weight v .

In order to get the critical frontier of the Potts model on the bowtie-B and the bowtie-D lattices, we insert the network as shown in Fig. 5(a) to the cells of the bowtie-generating lattice,

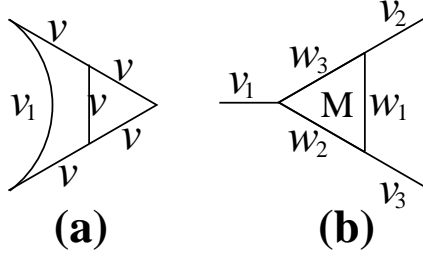


FIG. 5. (a) internal structure for constructing the bowtie-B and bowtie-D lattices, (b) internal structure for constructing the lattice as shown in Fig. 6(a). $v = \exp K - 1$, $v_i = \exp K_i - 1$, $w_i = \exp L_i - 1$ are bond weights, M is the 3-site coupling constant between the three spins of the triangle in center.

this generates a lattice that also has double bonds. The expression of A and C are

$$A = q^2 + 5qv + 8v^2 + v^3, \quad (17)$$

$$C = 3v^4 + v^5 + v_1(2qv^2 + 8v^3 + 5v^4 + v^5), \quad (18)$$

where $v = \exp K - 1$ and $v_1 = \exp K_1 - 1$ are the bond weights (see Fig. 5(a)). Substituting them to (4), we get the critical frontier

$$3v^4 + v^5 + v_1(2qv^2 + 8v^3 + 5v^4 + v^5) - q(q^2 + 5qv + 8v^2 + v^3) = 0. \quad (19)$$

Setting $K_1 = K/2$, namely $v_1 = \sqrt{1+v} - 1$, we get the critical frontier of the Potts model on the bowtie-B lattice with uniform coupling constant K

$$3v^4 + v^5 + (\sqrt{1+v} - 1)(2qv^2 + 8v^3 + 5v^4 + v^5) - q(q^2 + 5qv + 8v^2 + v^3) = 0, \quad \text{bowtie-B lattice.} \quad (20)$$

Solving this formula with $q = 1$, we get the critical point $v_c = 1.142\ 305\ 296$ or $K_c = 0.761\ 882\ 490$. This yields the threshold of bond percolation $p_c = 0.533\ 213\ 122$, which is exactly consistent with the value given in Ref. [10].

Setting $K = 0$, namely $v_1 = 0$, we get the critical frontier of the Potts model on the bowtie-D lattice with uniform K

$$3v^4 + v^5 - q(q^2 + 5qv + 8v^2 + v^3) = 0, \quad \text{bowtie-D lattice.} \quad (21)$$

Solving this formula with $q = 1$, we get the critical point $v_c = 1.669\ 919\ 079$ or $K_c = 0.982\ 048\ 164$. This yields the bond percolation threshold $p_c = 0.625\ 456\ 813$, which is exactly consistent with the value given in Ref. [10]. (21) is also the critical frontier of the Potts model on the martini-A lattice, see Ref. [13] for details.

C. bowtie-C lattice

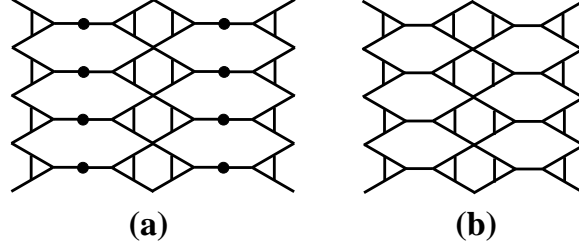


FIG. 6. After the decimation of the dotted spins, the lattice (a) becomes the lattice (b), namely the bowtie-C lattice.

By inserting the network as shown in Fig. 5(b) to the triangular cells of the bowtie-generating lattice, we get a lattice as shown in Fig. 6(a). The expressions of A, C for the network as shown in Fig. 5(b) have been given by Wu[13]:

$$A = v_1 v_2 v_3 + v_1 v_2 (q + w_1 + w_2) + v_2 v_3 (q + w_2 + w_3) + v_3 v_1 (q + w_3 + w_1) \\ + (q + v_1 + v_2 + v_3) \times [q^2 + q(w_1 + w_2 + w_3) + h] \quad (22)$$

$$C = v_1 v_2 v_3 h \quad (23)$$

where

$$v_i = e^{K_i} - 1, w_i = e^{L_i} - 1 \\ h = e^{M+L_1+L_2+L_3} - e^{L_1} - e^{L_2} - e^{L_3} + 2. \quad (24)$$

K_i, L_i are the 2-site coupling constant, M is the 3-site coupling constant. Setting the bond weights $w_1 = w_2 = w_3 = v_2 = v_3 = v$ (i.e., $L_1 = L_2 = L_3 = K_2 = K_3 = K$) and the 3-site coupling constant $M = 0$, we get the critical frontier of the Potts model on the lattice as shown in Fig. 6(a):

$$q(q + 2v)[q^2 + 3qv + v^2(4 + v)] + [q^3 + 5q^2v - v^4(3 + v) + qv^2(8 + v)]v_1 = 0. \quad (25)$$

Decimating the dotted spins in the lattice as shown in Fig. 6(a), we get the lattice as shown in Fig. 6(b), which is the bowtie-C lattice. If the bond weight v_1 is set as $v_1 = v + \sqrt{v^2 + vq}$, we get the critical frontier of the Potts model on the bowtie-C lattice with uniform bond weight v :

$$q(q + 2v)[q^2 + 3qv + v^2(4 + v)] + [q^3 + 5q^2v - v^4(3 + v) + qv^2(8 + v)](v + \sqrt{v^2 + vq}) = 0. \\ \text{bowtie-C lattice.} \quad (26)$$

Solving this formula with $q = 1$, we get the critical point $v_c = 2.057\,439\,254$ or $K_c = 1.117\,577\,720$. This yields the bond percolation threshold $p_c = 0.672\,928\,906$, which is exactly consistent with the result that given in Ref. [10].

We also solve (14), (20), (21), and (26) with other value of q , some results are listed in Table. I. In the table, we only give the results with $q \leq 4$, because the phase transition of the Potts model becomes discontinuous when $q > 4$ [23].

TABLE I. Exact critical points of the Potts model on the bowtie-type lattices, A = bowtie-A lattice, B = bowtie-B lattice, C = bowtie-C lattice, D = bowtie-D lattice.

q	$K_c(\text{A})$	$K_c(\text{B})$	$K_c(\text{C})$	$K_c(\text{D})$
1.0	0.518 384 653	0.761 882 490	1.117 577 720	0.982 048 164
1.5	0.601 796 427	0.880 501 865	1.263 365 870	1.116 885 906
2.0	0.666 271 918	0.971 526 940	1.372 908 989	1.218 755 726
2.5	0.719 275 592	1.045 947 678	1.461 235 663	1.301 189 204
3.0	0.764 490 171	1.109 155 997	1.535 511 667	1.370 686 799
3.5	0.804 030 933	1.164 234 324	1.599 748 425	1.430 907 221
4.0	0.839 235 249	1.213 123 525	1.656 430 741	1.484 126 262

D. bowtie-dual lattices

The critical frontier of the Potts model on the dual of the bowtie-type lattice, namely the bowtie-dual lattice (see Fig. 5 of Ref. [10]), can be obtained by the dual relation[21]

$$v^* \cdot v = q, \quad (27)$$

or

$$(e^{K^*} - 1)(e^K - 1) = q, \quad (28)$$

where K is the coupling constant on the bowtie-type lattice, and K^* is the coupling constant on the dual lattice. $v = \exp K - 1$ and $v^* = \exp K^* - 1$ are the bond weights on the bowtie-type lattice and the bowtie-dual lattice, respectively. Thus the critical frontier of the Potts model on the bowtie-dual lattice is given by

$$(e^{K_c^*} - 1)(e^{K_c} - 1) = q. \quad (29)$$

III. MONTE CARLO SIMULATION AND NUMERICAL RESULTS

A. Simulation of the Potts model on the bowtie-A lattice

Using the cluster algorithm[24], we do Monte Carlo simulation of the Potts model on the bowtie-A lattice with $q \geq 1$. This cluster algorithm is a combination of Swendsen-Wang algorithm[25] and ‘coloring trick’[26, 27], which drastically reduces the critical slowing down problem. This type of algorithm has been developed and used to simulate $O(n)$ loop model[28, 29], Eulerian bond-cubic model[30] and so forth.

In the random-cluster model (2), the behaviors of the clusters are similar to those of percolation model. There are small clusters on the configurations when the bond weight v is small, but the clusters will growth as the value of v increases. The largest cluster diverges at the critical point v_c (or K_c) in the thermodynamic limit, which is called a ‘percolating cluster’. However, for a finite system, the largest cluster may be different to the ‘percolating cluster’. There are different rules to define the ‘percolating cluster’ for a finite system with periodic boundary condition. Here we use the ‘wrapping cluster’[31], which is defined as a cluster that connects itself along at least one of the periodic directions.

Basing on the definition of the ‘wrapping cluster’, the ‘wrapping probabilities’ on a rectangular lattice are defined as

$$\begin{aligned} R_x &= \langle \mathcal{R}_x \rangle, \\ R_y &= \langle \mathcal{R}_y \rangle, \\ R_{xy} &= \langle \mathcal{R}_{xy} \rangle, \end{aligned} \tag{30}$$

where $\langle \dots \rangle$ stands for ensemble average. \mathcal{R}_x is 1 (zero) if there is a (no) cluster that wraps along the x direction, no matter whether the cluster wraps along y direction or not. The definition of \mathcal{R}_y is similar to \mathcal{R}_x . \mathcal{R}_{xy} is defined as $\mathcal{R}_{xy} = \mathcal{R}_x \cdot \mathcal{R}_y$, whose value is 1 if and only if there exists a cluster that wraps along x and y directions at the same time.

The bowtie-A lattice that we simulated in the paper can be viewed as a ‘rectangular lattice’ with internal structure in the rectangular cells, see Fig. 7. This rectangular lattice is obviously not symmetry between x and y directions; therefore the values of R_x and R_y will be not the same, which will be shown concretely later. The wrapping probabilities R_x , R_y and R_{xy} have the similar finite-size scaling behavior[32, 33]

$$R = R_0 + a_1(K - K_c)L^{y_t} + a_2(K - K_c)L^{2y_t} + \dots + b_1L^{y_1} + b_2L^{y_2} + \dots, \tag{31}$$

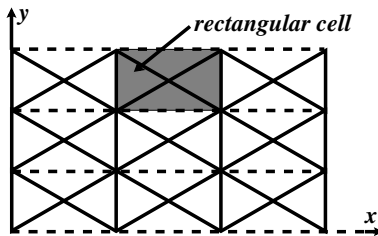


FIG. 7. Definition of wrapping probabilities on the bowtie-A lattice.

where $R=R_x, R_y$ or R_{xy} . R_0 is the value of R at the critical point K_c . In present paper, we call it ‘critical wrapping probability’. y_t is the thermal exponent of the Potts model, and y_i the correction-to-scaling exponent, which has negative value. a_i and b_i are unknown parameters. The value of y_t can be derived by Coulomb gas method[34] or conformal invariance[35]

$$y_t = 3 - \frac{3}{2g}, \quad (32)$$

$$\text{with } \sqrt{q} = -2 \cos(\pi g), \quad 1/2 \leq g \leq 1, \quad (33)$$

where g is the coupling constant of the Coulomb gas.

In order to illustrate our numerical procedure, we take the $q = 1.5$ Potts model as an example. The cluster algorithm easily allows us to do meaningful simulations for system with linear size up to $L = 256$. After equilibrating the system, 10^9 samples were taken for each value of K for $8 \leq L \leq 64$, and 1.4×10^8 samples for $128 \leq L \leq 256$. Figure. 8 is an illustration of R_y versus K with different L for $q = 1.5$ Potts model. Using the Levenberg-Marquardt least squares algorithm,

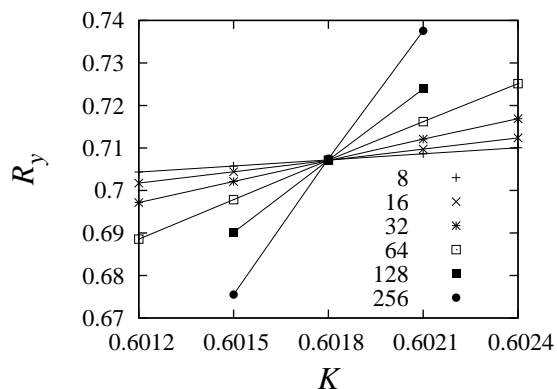


FIG. 8. R_y versus K for various system size of $q = 1.5$ Potts model. All the error bars are much smaller than the data points, the lines between points are added for illustration purpose.

we fit the data according to the finite-size-scaling formula (31). The fitting yields $R_{0y} = 0.7070(2)$, $R_{0x} = 0.4363(2)$, $R_{0xy} = 3780(1)$, $K_c = 0.6017964(6)$ and $y_t = 0.887(1)$. In these results, we can

see that the critical point K_c is consistent with our theoretical prediction $K_c = 0.60179643$, and the thermal exponent is consistent with the Coulomb gas prediction $y_t = 0.8867$.

We also simulate the cases of $q = 1, 2.5, 3, 3.5$ and 4 . All the numerical results and the theoretical predictions are summarized in Table. II.

TABLE II. Critical properties of the Potts model on the bowtie-A lattice, T=Theoretical results, N=Numerical results. The value of K_c (N) can be obtained by fitting the data of R_y , R_x , or R_{xy} , here we list the best estimation.

q	K_c (T)	K_c (N)	y_t (T)	y_t (N)	R_{0y}	R_{0x}	R_{0xy}
1	0.518 384 653	0.5183847(7)	0.75	0.750(1)	0.6490(1)	0.3838(1)	0.3161(1)
1.5	0.601 796 427	0.6017964(6)	0.8867	0.887(1)	0.7070(2)	0.4363(2)	0.3780(1)
2.5	0.719 275 592	0.7192756(11)	1.1018	1.101(2)	0.7750(1)	0.5151(2)	0.4729(2)
3	0.764 490 171	0.7644906(9)	1.2000	1.197(6)	0.7975(1)	0.550(1)	0.515(1)
3.5	0.804 030 933	0.8040314(25)	1.3050	1.296(12)	0.8156(2)	0.585(1)	0.557(1)
4	0.839 235 249	0.8392331(16)	1.5000	1.4(1)	0.8304(3)	0.615(1)	0.60(1)

B. Simulation of site percolation

We also simulate the site percolation on the bowtie-A lattice, the finite-size scaling analysis gives $s_c = 0.5479148(7)$, $y_t = 0.750(1)$, $R_{0y} = 0.6090(1)$, $R_{0x} = 0.4286(1)$ and $R_{0xy} = 0.3349(1)$. The value of s_c coincides with $0.5475(8)$, given by van der Marck[36], and our result is much more accurate.

IV. BREAKS DOWN OF SHAPE-DEPENDENT UNIVERSALITY OF THE PERCOLATION MODEL

For the square lattice or some other isotropic lattices, the values of the wrapping probabilities R_{0y} , R_{0x} and R_{0xy} of site percolation are equal to those of bond percolation, this property is called shape-dependent universality[18, 19]. We also do Monte Carlo simulations of bond percolation and site percolation on the square lattice, the numerical estimation for the critical wrapping probabilities are listed in Table III, which are consistent with the literature values[19, 37].

However, from our numerical results (Table III), we can see that the values of R_{0y} , R_{0x} and R_{0xy} of the site percolation on the bowtie-A lattice are not equal to those of the bond percolation

($q = 1$), this implies that the shape-dependent universality of the percolation model breaks down on the bowtie-A lattice. We think this may be caused by the anisotropy of the bowtie-A lattice.

In the aforementioned simulations, the definition of the wrapping probabilities R_y and R_x are not symmetric. In order to further check the shape-dependent universality of the percolation model on the bowtie-A lattice, we define the wrapping probabilities on y' and x' directions, as shown in Fig. 9. In this definition, the two directions are symmetric, and the values of $R_{y'}$ and $R_{x'}$ are equal. Our numerical estimation gives $R_{0y'} = 0.7005(4)$, $R_{0x'} = 0.7006(5)$ and $R_{0x'y'} = 0.6843(4)$ for the bond percolation and $R_{0y'} = 0.6845(4)$, $R_{0x'} = 0.6844(4)$ and $R_{0x'y'} = 0.6657(4)$ for the site percolation. It is shown that the critical values of the wrapping probabilities of the bond percolation are not equal to those of the site percolation, this means R_0 is not universal for the percolation model on the bowtie-A lattice.

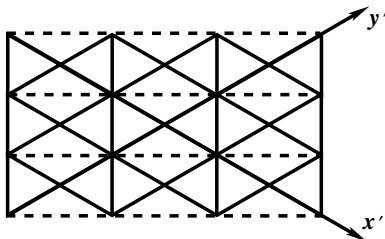


FIG. 9. Definition of wrapping probabilities on the bowtie-A lattice by a symmetric way.

Another quantity that we simulated to check the shape-dependent universality of the percolation model on the bowtie-A lattice is the average density of clusters, which is defined as the average number of clusters per site. We find that on such an anisotropic lattice, the average density of clusters also behaves as[18]

$$n = n_c + b/N + \dots, \quad (34)$$

when the system is at the critical point. n_c is the value of n for the infinite system, and N the total number of sites of a finite system. b is the excess number of clusters over the bulk value of clusters $n_c N$, its value is a function of system shape, and is proven to be universal for isotropic lattice[18]. For the bowtie-A lattice, Our numerical estimation gives $n_c^B = 0.119212(1)$, $b^B = 0.9120(6)$, $n_c^S = 0.023990(1)$ and $b^S = 0.8957(4)$ (B denotes bond percolation, S denotes site percolation). b^B is significantly different from b^S , this means b is not universal on the bowtie-A lattice.

In conclusion (Table III), values of R_0 and b , which are universal for isotropic lattice, are not universal for the bowtie-A lattice, we think this is may be caused by the anisotropy of the bowtie-A

lattice.

TABLE III. Critical values of the wrapping probability R_0 , the average density of clusters n_c and the excess number of clusters b on the square and bowtie-A lattices, Site=Site percolation, Bond=Bond percolation.

System	R_{0y}	R_{0x}	R_{0xy}	b	n_c
Bond (square)	0.5208(5)	0.521(1)	0.3516(5)	0.883(1)	0.098076(1)
	0.521058290[19, 37]	0.521058290[19, 37]	0.351642855[19, 37]	0.8838(5)[18] 0.883756 [38]	0.0980763(8)[18] $\frac{3\sqrt{3}-5}{2}$ [18]
Site (square)	0.5211(5)(1)	0.5209(5)	0.3514(4)	0.8834(11)	0.027598(1)
	0.521058290[19, 37]	0.521058290[19, 37]	0.351642855[19, 37]	0.8832(3)[18]	0.0275981(3)[18]
Bond (bowtie-A)	0.6490(1)	0.3838(1)	0.3161(1)	0.9120(6)	0.119212(1)
Site (bowtie-A)	0.6090(1)	0.4286(1)	0.3349(1)	0.8957(4)	0.023990(1)
	$R_{0y'}$	$R_{0x'}$	$R_{0x'y'}$	b	n_c
Bond (bowtie-A)	0.7005(4)	0.7006(5)	0.6843(4)	0.9120(6)	0.119212(1)
Site (bowtie-A)	0.6843(4)	0.6845(4)	0.6657(4)	0.8957(4)	0.023990(1)

V. CONCLUSION

In conclusion, we have given the exact critical frontier of the Potts model on the bowtie-type lattices. For $q = 1$, the critical frontier yields the thresholds of bond percolation on these lattice, which are consistent with the results given by Ziff *et al.* For the $q = 2$ Potts model on the bowtie-A lattice, the critical point coincides with the exactly solved critical point of the Ising model on this lattice. Furthermore, we do Monte Carlo simulations of the Potts model on the bowtie-A lattice, the numerical results, which includes the cases with noninteger q , are in agreement with the exact critical points in a high precision.

Furthermore, by comparing the numerical results of the critical wrapping probability R_0 and the excess number of clusters b for the site and bond percolation, we find that the shape-dependent universality of the percolation model breaks down on the bowtie-A lattice. We think this may be

caused by the anisotropy of the lattice.

- [1] R. B. Potts, Proc. Camb. Phil. Soc. **48**, 106(1952).
- [2] F. Y. Wu, Rev. Mod. Phys., **54**, 235(1982).
- [3] C. M. Fortuin and P. W. Kasteleyn, Physica **57**, 536(1972).
- [4] P. W. Kasteleyn and C. M. Fortuin, J. Phys. Soc. Japan (suppl.) **26**, 11(1969).
- [5] D. Stauffer and A. Aharony, *Introduction to Percolation Theory* (Taylor & Francis, Philadelphia, 1994).
- [6] R. M. Ziff, Phys. Rev. E **73**, 016134(2006).
- [7] L. Chayes and H. K. Lei, J. Stat. Phys. **122**, 647(2006).
- [8] C. R. Scullard, Phys. Rev. E **73**, 016107(2006).
- [9] A. Haji-Akbari and R. M. Ziff, Phys. Rev. E **79**, 021118(2009).
- [10] R. M. Ziff and C. R. Scullard, J. Phys. A: Math. Gen. **39**, 15083(2006).
- [11] J. C. Wierman, J. Phys. A: Math. Gen. **17**, 1525(1984).
- [12] M. F. Sykes and J. W. Essam, J. Math. Phys. **5**, 1117(1964).
- [13] F. Y. Wu, Phys. Rev. Lett. **96**, 090602(2006).
- [14] F. Y. Wu, Phys. Rev. E. **81**, 061110(2010).
- [15] C. X. Ding, Z. Fu, W.-A. Guo, and F. Y. Wu, Phys. Rev. E. **81**, 061111(2010).
- [16] S. B. Kellan, J. Phys. A **7**, 1907(1974).
- [17] F. Y. Wu and K. Y. Lin, J. Phys. A **14**, 629(1980).
- [18] R. M. Ziff, S. R. Finch and V. S. Adamchik, Phys. Rev. Lett. **79**, 3447(1997).
- [19] R. M. Ziff, C. D. Lorenz, P. Kleban, Physica A **266**, 17(1999).
- [20] J. W. Essam, in *Phase Transitions and Critical Phenomena*, Edited by C. Domb and M. S. Green (Accademic, London, 1987).
- [21] J. W. Essam, J. Math. Phys. **20**, 1769(1979).
- [22] J. Strečka and L. Čanová, Acta. Phys. Polo. A **113**, 457(2008).
- [23] R. J. Baxter, *Exactly Solved Models in Statistical Mechanics* (Academic, London, 1982).
- [24] X.-F. Qian, Y. Deng, and H. W. J. Blöte, Phys. Rev. E **71**, 016709(2005).
- [25] R. H. Swendsen and J. S. Wang, Phys. Rev. Lett. **58**, 86(1987).
- [26] L. Chayes and J. Machta, Physica A **239**, 542(1997).

- [27] L. Chayes and J. Machta, *Physica A* **254**, 477(1998).
- [28] Y. Deng, T. M. Garoni, W.-A. Guo, H. W. J. Blöte, and A. D. Sokal, *Phys. Rev. Lett.* **98**, 120601(2007).
- [29] C. X. Ding, Y. Deng, and H. W. J. Blöte, *Phys. Rev. E* **79**, 061118(2009).
- [30] C. X. Ding, G. Y. Yao, S. Li, Y. Deng, and W.-A. Guo, *Chin. Phys. B*, **20**, 070504(2011).
- [31] J. P. Hovi and A. Aharony, *Phys. Rev. E* **53**, 235(1996).
- [32] M. P. Nightingale, *Finite-Size Scaling and Numerical Simulation of Statistical Systems*, ed. Privman V (Singapore: World Scientific, 1990).
- [33] M. N. Barber, *Phase Transitions and Critical Phenomena* Vol. 8, ed. Domb C and Lebowitz J L (New York: Academic,1983).
- [34] B. Nienhuis, *J. Stat. Phys.* **34**, 731(1984).
- [35] J. L. Cardy, *J. Phys. A* **17**, L385(1984).
- [36] S. C. van der Marck, *Phys. Rev. E* **55**, 1514(1997).
- [37] H. T. Pinson, *J. Stat. Phys.* **75**, 1167(1994).
- [38] P. Kleban and R. M. Ziff, *Phys. Rev. B*, **57**, 8075R(1998).