

Variational Monte Carlo Study of Spin-Gapped Normal State and BCS-BEC Crossover in Two-Dimensional Attractive Hubbard Model

Shun TAMURA * and Hisatoshi YOKOYAMA

Department of Physics, Tohoku University, Sendai, 980-8578, Japan

We study properties of normal, superconducting (SC) and CDW states for an attractive Hubbard model on the square lattice, using a variational Monte Carlo method. In trial wave functions, we introduce an interspin binding factor, indispensable to induce a spin-gap transition in the normal state, in addition to the onsite attractive and intersite repulsive factors. It is found that, in the normal state, as the interaction strength $|U|/t$ increases, a first-order spin-gap transition arises at $|U_c| \sim W$ (W : band width) from a Fermi liquid to a spin-gapped state, which is conductive through hopping of doublons. In the SC state, we confirm by analysis of various quantities that the mechanism of superconductivity undergoes a smooth crossover at around $|U_{co}| \sim |U_c|$ from a BCS type to a Bose-Einstein condensation (BEC) type, as $|U|/t$ increases. For $|U| < |U_{co}|$, quantities such as the condensation energy, a SC correlation function and the condensate fraction of onsite pairs exhibit behavior of $\sim \exp(-t/|U|)$, as expected from the BCS theory. For $|U| > |U_{co}|$, quantities such as the energy gain in the SC transition and superfluid stiffness, which is related to the cost of phase coherence, behave as $\sim t^2/|U| \propto T_c$, as expected in a bosonic scheme. In this regime, the SC transition is induced by a gain in kinetic energy, in contrast with the BCS theory. We refer to the relevance to the pseudogap in cuprate superconductors.

KEYWORDS: superconductivity, BCS-BEC crossover, pseudogap, superfluid stiffness, condensate fraction, CDW, attractive Hubbard model, square lattice, variational Monte Carlo method

1. Introduction

Since a pioneering effort,¹⁾ many researchers have addressed extensively and repeatedly a transition of superconducting (SC) properties from a BCS type to a Bose-Einstein condensation (BEC) type as the strength of attractive potential between fermions is increased. Following early researches on the BCS-BEC crossover^{2,3)} using continuum models with superfluidity of ^3He in mind, Nozières and Schmitt-Rink⁴⁾ showed with approximations that the SC properties smoothly evolve with the correlation strength in an attractive Hubbard model (AHM). Later, stimulated by the discovery of high- T_c cuprates with short coherence length, numerous researchers have tackled AHM,⁵⁾ especially in two dimensions (2D); now, in connection with the evolution of pseudogaps as the doping rate δ decreases in the so-called underdoped regime,⁶⁾ the problem of BCS-BEC crossover as a function of δ is a subject of urgency.^{7,8)} Entering this century, we became capable of directly observing phenomena of the crossover^{9,10)} and pseudogaps^{11,12)} in traps of ultracold dilute alkali gases,^{13,14)} for which physical parameters can be artificially tuned. Recent experimental advances have brought a hope of similar observations on optical lattices.

In this stream of research, AHM is one of the most important and basic lattice models to study the evolution of SC properties according to the interaction strength U/t (U : onsite interaction strength, t : hopping integral between nearest-neighbor sites). In early and later studies of AHM, mean-field-type⁵⁾ and diagrammatic^{4,15-17)} approaches were taken; although they succeeded in treating the weakly correlated regime, where the original BCS theory is basically valid, and developing a conceptual framework of the BCS-BEC crossover, yet more reliable methods have been necessary to establish properties in the intermediately (unitary) and strongly correlated (BEC) regimes. At first, as an unbiased

way, quantum Monte Carlo (QMC) calculations were implemented in the weakly and intermediately correlated regimes ($|U| \lesssim W$, W : band width), because QMC is free from the negative-sign problem for AHM, but statistical fluctuation increases for large $|U|/t$'s and system sizes. In 2D, a SC transition of Berezinskii-Kosterlitz-Thouless type was confirmed and an n -dependent phase diagram was discussed (n : particle density).¹⁸⁾ Then, it was shown in the normal state ($T > T_c$) for intermediate $|U|/t$'s that thermal-activation-type behavior appears in the magnetic susceptibility, but the charge compressibility is almost T independent.¹⁹⁾ This spin-gap behavior was corroborated by a peak split in the density of state.²⁰⁾ The dynamical mean field theory (DMFT), which becomes exact in infinite dimensions and is applicable to arbitrary interaction strength, is another important approach to AHM. Early DMFT studies addressed normal branches without introducing SC orders in low temperatures ($T < T_c$ ²¹⁾ and $T = 0$ ²²⁾), and found that the normal state undergoes a first-order transition from a Fermi liquid to a gapped state at $|U|/W = 1-1.5$, as $|U|/t$ increases. Later, various properties in the SC phase was calculated,²³⁻²⁵⁾ and the crossover was characterized by the SC gap and superfluid stiffness.²⁶⁾

Another effective approach to AHM is a many-body variation theory, which is applicable continuously to the full range of correlation strength and particle density. In contrast to DMFT, the dimension and lattice form are realistically specified, and one can treat wave-number-dependent properties in low-lying states. Furthermore, since wave functions are explicitly given, this approach has advantages in forming a physical picture. Because an AHM on a bipartite lattice is mapped to a repulsive Hubbard model (RHM) by a canonical transformation,²⁷⁻²⁹⁾ one can develop a theory relying on the knowledge of RHM. Thus, the well-known Gutzwiller wave function (GWF)³⁰⁾ became a primary trial function for the normal state; first, its properties were studied³¹⁾ using the so-called Gutzwiller approximation (GA).³²⁾ As known

*E-mail address: shun@cmppt-serv.phys.tohoku.ac.jp

for RHM, although GWF itself is always metallic,³³⁾ additional GA induces a spurious metal-insulator (Brinkman-Rice) transition³⁴⁾ at finite $|U_{\text{BR}}|/t$ in finite lattice dimensions. For $|U| > |U_{\text{BR}}|$ in AHM, all the particles tightly form onsite singlet pairs, and hopping completely ceases, so that the Brinkman-Rice transition remains a metal-insulator (Mott) transition also in AHM. Later, approximations similar to GA, which may be correct in infinite dimensions, have been applied also to SC states^{35–37)} to discuss the BCS-BEC crossover. However, to avoid the ambiguity of GA in realistic dimensions and to make use of the merits of variation method, we need to accurately estimate variational expectation values. This claim is satisfied by using a variational Monte Carlo (VMC) method,^{33,38–40)} which treats local correlations exactly without a minus sign problem. A decade ago, a VMC method was applied to a normal state in AHM to study a transition corresponding to the Mott transition in RHM by introducing a binding factor between adjacent antiparallel spinons.⁴¹⁾ For simplicity, we call a singly occupied site a spinon. However, the interpretation of the transition was incorrect on account of a limitation of treated system sizes and an insufficient analysis. Recently, VMC was applied to problems of optical lattices in a confinement potential.⁴²⁾

In this paper, on the basis of VMC calculations of high precision for normal, SC and CDW states, we modify the previous results⁴¹⁾ and make features of the BCS-BEC crossover in AHM on the square lattice microscopically more clear. We mainly discuss the following points: (1) In both normal and SC states, a correlation between adjacent antiparallel spinons, in addition to the Gutzwiller correlation, is indispensable to derive qualitatively proper behavior. (2) In the normal state, which underlies the SC state, a first-order phase transition occurs at $|U_c| \sim W$ from a Fermi-liquid to a spin-gapped state. This transition is caused by the competition between the size of an antiparallel-spinon pair and the interpair distance, like the case of Mott transitions in RHM.^{43,44)} (3) Properties of SC noticeably change at around $|U_{\text{co}}| \sim |U_c|$, which are compared with those derived in a strongly correlated RHM for high- T_c cuprates. A part of the present results has been published before.⁴⁵⁾

The rest of this paper is organized as follows: In §2, we explain the model and method used in this study. Section 3 is assigned to a discussion of a spin-gap transition arising in the normal state, and of properties in the spin-gapped regime. In §4, we consider a BCS-BEC crossover from various points of view. In §5, we briefly summarize the main results.

2. Formulation

In §2.1, we introduce AHM and briefly mention the relation to RHM. In §2.2, we discuss trial wave functions for normal, SC and CDW phases. In §2.3, we briefly explain a setup of VMC calculations in this work.

2.1 Attractive Hubbard model

We consider a single-band attractive Hubbard model ($U \leq 0$) on the square lattice:

$$\mathcal{H} = \mathcal{H}_t + \mathcal{H}_U = \sum_{\mathbf{k}\sigma} \varepsilon_{\mathbf{k}} c_{\mathbf{k}\sigma}^\dagger c_{\mathbf{k}\sigma} + U \sum_j n_{j\uparrow} n_{j\downarrow}, \quad (1)$$

where $n_{j\sigma} = c_{j\sigma}^\dagger c_{j\sigma}$, $c_{j\sigma}$ and $c_{\mathbf{k}\sigma}$ are fermion annihilation operators in the Wannier and Bloch representations, respec-

tively, and

$$\varepsilon_{\mathbf{k}} = -2t(\cos k_x + \cos k_y). \quad (2)$$

We use the hopping integral t and lattice constant as the units of energy and length, respectively. Because the lattice has a particle-hole symmetry at $n = N/N_s = 1$ (N : number of particles, N_s : number of lattice sites), and properties at half filling are deduced from the results of RHM the using corresponding wave functions,^{46,47)} as mentioned below, we mostly treat cases with $n < 1$. A chemical potential term $-\zeta \sum_{j\sigma} n_{j\sigma}$ may be added to eq. (1) to adjust the particle density, if necessary.

In the following, we summarize the relation to RHM. The attractive Hubbard Hamiltonian eq. (1) on a bipartite lattice satisfying the relation $\varepsilon_{\mathbf{k}} = -\varepsilon_{-\mathbf{k}+\mathbf{Q}}$ [here $\mathbf{Q} = (\pi, \pi)$] is mapped by a canonical transformation,^{27,28)}

$$c_{\mathbf{k}\uparrow} = \tilde{c}_{\mathbf{k}\uparrow}, \quad c_{\mathbf{k}\downarrow} = \tilde{c}_{-\mathbf{k}+\mathbf{Q}\downarrow}^\dagger \quad (3)$$

to RHM with constant shifts:

$$\tilde{\mathcal{H}} = \sum_{\mathbf{k}\sigma} \varepsilon_{\mathbf{k}} \tilde{c}_{\mathbf{k}\sigma}^\dagger \tilde{c}_{\mathbf{k}\sigma} + |U| \sum_j \tilde{n}_{j\uparrow} \tilde{n}_{j\downarrow} + UN\tilde{n}_\uparrow - h \sum_j \left(\tilde{S}_j^z + \frac{1}{2} \right), \quad (4)$$

where $\tilde{n}_{j\sigma} = \tilde{c}_{j\sigma}^\dagger \tilde{c}_{j\sigma}$, $\tilde{S}_j^z = (\tilde{n}_{j\uparrow} - \tilde{n}_{j\downarrow})/2$ and $\tilde{n}_\sigma = \tilde{N}_\sigma/N$. A tilde denotes the representation transformed according to eq. (3). The chemical potential ζ and n in AHM are related to the effective magnetic field as $h = 2\zeta$ and the magnetization as $m = 1 - n$ in the z direction in RHM, respectively. Therefore, unless the original AHM has spin polarization ($m = 0$), the particle density in the transformed RHM is always at half filling ($\tilde{n} = 1$). Also, the order parameters of antiferro CDW and onsite singlet pairing defined as

$$O_{\text{CDW}} = \frac{1}{N} \left| \sum_j e^{i\mathbf{Q}\cdot\mathbf{r}_j} \langle n_{j\uparrow} + n_{j\downarrow} - 1 \rangle \right|, \quad (5)$$

$$O_{\text{SC}} = \frac{1}{N} \sum_j \langle c_{j\uparrow}^\dagger c_{j\downarrow}^\dagger \rangle \quad \text{or} \quad \frac{1}{N} \sum_j \langle c_{j\downarrow} c_{j\uparrow} \rangle, \quad (6)$$

in AHM are transformed into the forms of the z and xy components of the SDW order parameter,

$$\tilde{O}_{\text{SDW}}^z = \frac{1}{N} \left| \sum_j e^{i\mathbf{Q}\cdot\mathbf{r}_j} \langle \tilde{n}_{j\uparrow} - \tilde{n}_{j\downarrow} \rangle \right|, \quad (7)$$

$$\tilde{O}_{\text{SDW}}^\pm = \frac{1}{N} \sum_j \langle \tilde{c}_{j\uparrow}^\dagger \tilde{c}_{j\downarrow} \rangle \quad \text{or} \quad \frac{1}{N} \sum_j \langle \tilde{c}_{j\downarrow}^\dagger \tilde{c}_{j\uparrow} \rangle, \quad (8)$$

respectively in RHM.²⁹⁾ It is widely accepted that at $T = 0$ an antiferromagnetic (AFM) long-range order with equal magnitudes of O_{SDW}^α for $\alpha = x, y, z$ arises in the half-filled RHM on the square lattice for arbitrary $U (> 0)$, and that the AFM order in the z direction is easily destroyed by a field applied in the z direction h , whereas the AFM orders in the xy plane survive. This implies that the ground state of AHM possesses a singlet pairing order for any U and n (ζ), and simultaneously possesses a CDW order of the same magnitude at half filling $n = 1$ ($\zeta = 0$).²⁹⁾ This argument was confirmed by direct calculations for AHM.⁵⁾ Although the above mapping holds unconditionally in exact treatments, when some approximation is applied, the validity of the mapping has to be verified individually for each specific treatment.

2.2 Trial wave functions

As a development of a previous study,⁴¹⁾ we apply a many-body variation theory to the Hamiltonian eq. (1). As trial wave functions, we adopt a two-body Jastrow type: $\Psi = \mathcal{P}\Phi_{\text{MF}}$,⁴⁸⁾ where Φ_{MF} is a one-body (mean-field) wave function, and \mathcal{P} is a many-body correlation (Jastrow) factor.

As the many-body part, we use the form $\mathcal{P} = \mathcal{P}_f \mathcal{P}_Q \mathcal{P}_G$ in this work. The onsite (Gutzwiller) projector,

$$\mathcal{P}_G = \prod_j \left[1 - (1-g)d_j \right], \quad (9)$$

with $d_j = n_{j\uparrow}n_{j\downarrow}$, is the most important. A variational parameter g increases the number of doubly occupied sites (doublons), and ranges over $1 \leq g < \infty$ for $U \leq 0$; in the limit of $g \rightarrow \infty$, singly occupied sites (spinons) are not allowed for a nonmagnetic case. If we put $\tilde{g} = 1/g$, properties of $\mathcal{P}_G(\tilde{g})$ for RHM are applicable to the present case $\mathcal{P}_G(g)$.⁴¹⁾

To explain the importance of a binding factor between up and down spinons \mathcal{P}_Q , it is convenient to refer to an effective Hamiltonian in the strong-correlation limit ($t/|U| \rightarrow 0$):⁴⁹⁾

$$\mathcal{H}_{\text{eff}} = \frac{2t^2}{|U|} \sum_{\langle i,j \rangle} \left[(-b_i^\dagger b_j + \rho_i \rho_j + \sigma_i \sigma_j) + \text{H.c.} - \frac{1}{2} \right], \quad (10)$$

with

$$b_i = c_{i\uparrow}c_{i\downarrow}, \quad \rho_i = \frac{1}{2}(n_{i\uparrow} + n_{i\downarrow} - 1), \quad \sigma_i = \frac{1}{2}(n_{i\uparrow} - n_{i\downarrow}). \quad (11)$$

The first term of eq. (10) indicates hopping of doublons. The second is a repulsive interaction between doublons [or empty sites (holons)] and an attractive interaction between a doublon and a holon in nearest-neighbor (NN) sites. The third works as an AFM-Ising interaction. The expectation values of these terms can be reduced by antiparallel-spinon configurations in NN sites. To encourage such configurations, we introduce an attractive intersite correlation,⁴¹⁾

$$\mathcal{P}_Q = \prod_j (1 - \mu Q_j) \quad (12)$$

$$Q_j = s_j^\uparrow \prod_\tau (1 - s_{j+\tau}^\downarrow) + s_j^\downarrow \prod_\tau (1 - s_{j+\tau}^\uparrow) \quad (13)$$

where $s_j^\sigma = n_{j\sigma}(1 - n_{j-\sigma})$ (spinon projector), and τ runs over NN sites of the site j . In \mathcal{P}_Q , a parameter μ ($0 \leq \mu \leq 1$) controls the strength of binding between NN antiparallel spinons; for $\mu = 0$, spinons are free from binding, while in the limit of $\mu \rightarrow 1$, antiparallel spinons are necessarily paired as nearest neighbors. As we will see later, \mathcal{P}_Q is indispensable for a spin-gap transition⁴¹⁾ and proper description of the SC state. In fact, \mathcal{P}_Q is the canonical transformation through eq. (3) of the doublon-holon binding factor often used to describe Mott transitions in RHM.^{50,51)} A Mott transition in RHM corresponds to a spin-gap transition in AHM, as we will see in §3. Since Q_j is a spin-dependent projector, so-called spin contamination⁵²⁾ arises in the wave function, namely, Ψ deviates from an eigenstate of $\mathbf{S}^2 = (\sum_j \mathbf{S}_j)^2$. However, in this case, the expectation values of $\langle \mathbf{S}^2 \rangle$ estimated using a VMC method are as small as 0.15 (2) for the SC (normal) state for $N = 200\text{--}300$ at its maximum at $U \sim W$. Because these values, especially of the SC state, are much smaller than those of AFM states, the spin contamination is considered to have little influence.

As a factor supplementary to \mathcal{P}_Q , a repulsive correlation

suitable to eq. (10) should be considered. As a simple one, we check a repulsive factor between NN doublons:

$$\mathcal{P}_f = \prod_j \left[1 - f d_j \left(1 - \prod_\tau \bar{d}_{j+\tau} \right) \right], \quad (14)$$

where f ($0 \leq f \leq 1$) is a parameter, $\bar{d}_j = 1 - d_j$, and τ runs over NN sites of the site j . The projector \mathcal{P}_f reduces the weight of configurations with adjacent doublons by $1 - f$; for $f \rightarrow 0$, the effect of \mathcal{P}_f vanishes, and for $f \rightarrow 1$, a doublon cannot sit in a NN site of another doublon.

Now, we turn to the one-body part Φ of the wave function. For a normal state, we adopt the Fermi sea Φ_F . Since general features of $\Psi_N = \mathcal{P}\Phi_F$ with $f = 0$ were studied in a previous paper,⁴¹⁾ here we focus on the properties of the transition arising at $U \sim W$, which was regarded as a Mott transition.⁴¹⁾

It is known that the BCS state Φ_{BCS} can deal with the BCS-BEC crossover in some degree;^{2,4)} it is natural to employ Φ_{BCS} for a SC state,

$$\Phi_{\text{BCS}} = \left(\sum_{\mathbf{k}} a_{\mathbf{k}} c_{\mathbf{k}\uparrow}^\dagger c_{-\mathbf{k}\downarrow}^\dagger \right)^{N/2} |0\rangle. \quad (15)$$

where the particle number is fixed, and

$$a_{\mathbf{k}} = \frac{v_{\mathbf{k}}}{u_{\mathbf{k}}} = \frac{\Delta_{\text{P}}}{\varepsilon_{\mathbf{k}} - \bar{\zeta} + \sqrt{(\varepsilon_{\mathbf{k}} - \bar{\zeta})^2 + \Delta_{\text{P}}^2}}, \quad (16)$$

with Δ_{P} and $\bar{\zeta}$ being variational parameters corresponding to the SC gap Δ_{SC} and chemical potential ζ , respectively, in the weakly correlated limit. For $\Delta_{\text{P}} \rightarrow 0$, Φ_{BCS} is reduced to Φ_F . Here, we assume Δ_{P} to be a homogeneous s wave on account of the attractive contact potential. For RHM, a form similar to eq. (16) with a $d_{x^2-y^2}$ -wave pair potential was studied,^{46,53)} where what Δ_{P} means deviates from the SC gap as δ decreases, and rather represents a pseudogap.^{54,55)} In contrast, in the present case, Δ_{P} seems to reflect the magnitude of T_c for any $|U|/t$. The correlated SC function $\Psi_{\text{sc}} = \mathcal{P}\Phi_{\text{BCS}}$ is mapped using eq. (3) to a projected AFM wave function ordered in the x - y plane at $n = 1$.

In addition, we check a CDW wave function for $n \sim 1$:

$$\Phi_{\text{CDW}} = \prod_{\mathbf{k}, \sigma} \left(-\alpha_{\mathbf{k}} c_{\mathbf{k}\sigma}^\dagger + \beta_{\mathbf{k}} c_{\mathbf{k}+\mathbf{Q}\sigma}^\dagger \right) |0\rangle, \quad (17)$$

where the \mathbf{k} sum is taken in the Fermi sea, and

$$\alpha_{\mathbf{k}}(\beta_{\mathbf{k}}) = \sqrt{\frac{1}{2} \left(1 - (+) \frac{\varepsilon_{\mathbf{k}}}{\sqrt{\varepsilon_{\mathbf{k}}^2 + \Delta_{\text{c}}^2}} \right)}, \quad (18)$$

with Δ_{c} being a parameter corresponding to the CDW gap. $\Psi_{\text{CDW}} = \mathcal{P}\Phi_{\text{CDW}}$ is mapped through eq. (3) to a projected AFM wave function ordered in the z direction at $n = 1$. Because the AFM order is isotropic in RHM, Ψ_{SC} and Ψ_{CDW} should yield identical results at half filling.

2.3 Variational Monte Carlo method

In estimating variational expectation values with respect to Ψ discussed in §2.2, we use a VMC method,^{33,38-40)} which gives virtually exact values for finite but relatively large systems. Since the number of variational parameters is not large, we execute rounds of linear optimization for each parameter with the other parameters fixed until the parameters as

well as the energy are converged (typically 3-5 rounds) with 2.5×10^5 particle configurations generated through Metropolis algorithm. After the convergence, we continue excess 20 to 30 rounds of iteration with successively renewed configuration sets. We determine the optimized values by averaging the data obtained in the excess rounds; in averaging, we exclude scattered data beyond the range of twice the standard deviation. Thus, the optimal value is an average of substantially more than several million samples. Physical quantities are computed with the optimized parameters thus obtained with 2.5×10^5 samples.

We use systems of $L \times L$ sites of up to $L = 32$ for Ψ_N and $L = 24$ for Ψ_{SC} with the periodic-antiperiodic boundary conditions to reduce level degeneracy. We choose the particle densities to satisfy the closed-shell condition, and mainly study $n = 0.25$ (0.26), 0.5 and 0.75.

3. Spin-Gap Transition in Normal State

In §3.1, we show the improvement of energy by introducing \mathcal{P}_Q and \mathcal{P}_f , and the energy gains by the SC and CDW states. In §3.2, we confirm the existence of a spin-gap transition in the normal state. In §3.3, we consider the mechanism of the spin-gap transition and other properties.

3.1 Energy improvement

First, we briefly look at the energy improvement by the projection factor \mathcal{P}_Q and \mathcal{P}_f for the normal, SC and CDW states.

Table I. Comparison of energy per site E/t among three kinds of projection factors \mathcal{P}_G , $\mathcal{P}_Q \equiv \mathcal{P}_Q \mathcal{P}_G$ and $\mathcal{P}_f \equiv \mathcal{P}_f \mathcal{P}_Q \mathcal{P}_G$ for normal and SC states. A system of $n = 0.5$ and $L = 12$ is used; tendency is the same for other n . The last digit in each section includes some statistical errors.

$ U /t$	1	3	7	10
$\mathcal{P}_G \Phi_F$	-1.37513	-1.54791	-2.0677	-2.6215
$\mathcal{P}_Q \Phi_F$	-1.37536	-1.55099	-2.10435	-2.7417
$\mathcal{P}_f \Phi_F$	-1.37536	-1.55097	-2.10440	-2.7416
$\mathcal{P}_G \Phi_{BCS}$	-1.37531	-1.55686	-2.17815	-2.80500
$\mathcal{P}_Q \Phi_{BCS}$	-1.375535	-1.55908	-2.18444	-2.81162
$\mathcal{P}_f \Phi_{BCS}$	-1.375534	-1.55918	-2.18681	-2.81436

As studied in detail in ref. 41, the variational energy of the normal state is considerably improved by \mathcal{P}_Q on that of GWF, especially for large $|U|/t$'s (Table I). Moreover, it is known that a phase transition discussed in §3.2 does not arise without \mathcal{P}_Q .^{33,41} Thus, the factor \mathcal{P}_Q is indispensable to appropriately describe the normal state. These aspects of \mathcal{P}_Q correspond to those of the doublon-holon (D-H) binding factor in RHM.^{47,51} On the other hand, the improvement by \mathcal{P}_f on $\mathcal{P}_Q \mathcal{P}_G \Phi$ is almost imperceptible for any $|U|/t$ as shown in Table I. The values of the optimized parameter f is nearly zero, namely, \mathcal{P}_f scarcely modifies the wave function.

For SC states, the improvement of E/t by \mathcal{P}_Q on $\mathcal{P}_G \Phi_{BCS}$ is not so large as that for the normal state. This is because a binding effect between up and down spinons, i.e., an effect of singlet pair creation, is already included in Φ_{BCS} to some extent, as the one-body AFM state has some D-H binding effect for RHM.⁴⁶ A further energy reduction by \mathcal{P}_f is again negligible for small $|U|/t$'s, and remains relatively small for larger $|U|/t$'s, as compared with the reduction by \mathcal{P}_Q . The magnitude of energy reduction by \mathcal{P}_f is similarly small for $n = 0.25$

and 0.75.

Since we found a short-range repulsive factor \mathcal{P}_f produces only negligible effects in all the cases we treat, we omit \mathcal{P}_f and use the form $\mathcal{P} = \mathcal{P}_Q \equiv \mathcal{P}_Q \mathcal{P}_G$ as the many-body factor in Ψ in the rest of this paper, unless specifically noted.

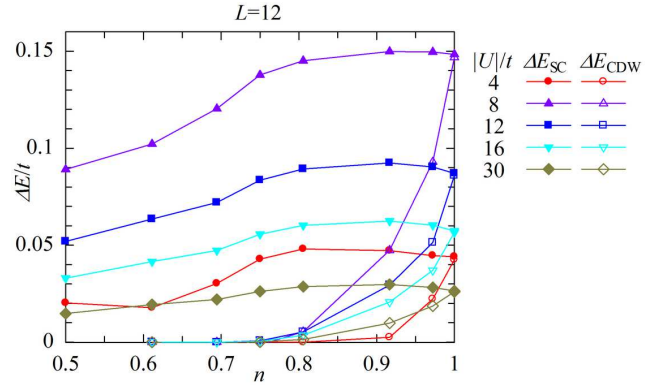


Fig. 1. (Color online) The particle-density dependence of the energy gains by Ψ_{SC} and Ψ_{CDW} is plotted for five values of $|U|/t$. For small $|U|/t$'s, system-size dependence (fluctuation) is large due to long coherence length.

Finally, we compare the energy gains by the SC and antiferro CDW state:

$$\Delta E_{SC} (\Delta E_{CDW}) = E_N - E_{SC} (E_{CDW}), \quad (19)$$

where E_N , E_{SC} and E_{CDW} are the optimized energies per site for Ψ_N , Ψ_{SC} and Ψ_{CDW} , respectively. Figure 1 shows the n dependence of ΔE_{SC} and ΔE_{CDW} for large n 's. At half filling ($n = 1$), the SC and CDW states are degenerate, but this degeneracy is immediately lifted for $n < 1$. ΔE_{CDW} rapidly deteriorates and vanishes as n decreases, whereas ΔE_{SC} preserves appreciable values for high densities, and gradually decays until $n = 0$ (not shown). This feature of ΔE coincides with what we discussed for the canonical transformation in §2.1.⁵

In the remainder of this section, we concentrate on Ψ_N .

3.2 Spin-gap transition

In a previous VMC study using $\mathcal{P}_Q \Phi_F$,⁴¹ a transition was found from the systems up to $L = 12$ at $U = U_c \sim 9t$. However, this transition was misinterpreted as a continuous metal-insulator transition. In this and next subsections, we study the features of this transition more carefully.

First, we confirm the existence of a transition. In Fig. 2, we plot the momentum distribution function,

$$n(\mathbf{k}) = \frac{1}{2} \sum_{\sigma} \langle c_{\mathbf{k}\sigma}^{\dagger} c_{\mathbf{k}\sigma} \rangle, \quad (20)$$

for $|U|/t \sim 9$ and $n = 0.25$ ($L = 32$). For $|U|/t \leq 9.0$, $n(\mathbf{k})$ has discontinuities on the Γ -X and Γ -M segments, indicating that a Fermi surface exists and the state is a Fermi liquid. On the other hand, the discontinuity suddenly vanishes for $|U|/t \geq 9.05$, and $n(\mathbf{k})$ becomes a smooth function of \mathbf{k} . It follows a certain gap opens and the state becomes a non Fermi liquid for $|U| > |U_c|$, with $9.0 < |U_c|/t < 9.05$ in this case. Thus, a transition from a Fermi liquid to a non Fermi liquid certainly exists, as found in the previous study.⁴¹ According to similar analyses for $L = 24$ and 28 and $n \sim 0.25$, the system-size

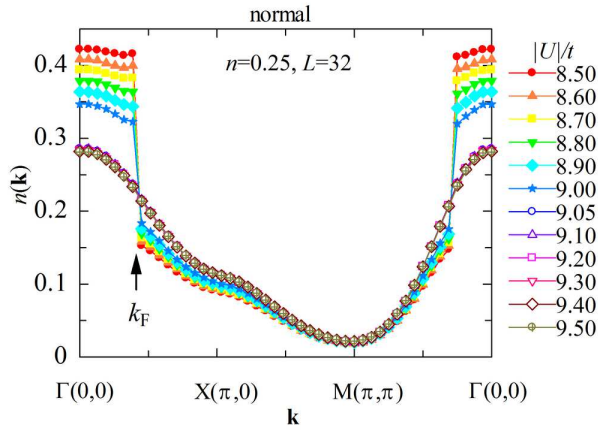


Fig. 2. (Color online) Momentum distribution function for some values of $|U|/t$ near transition point $|U_c|/t$ along path $(0, 0)-(\pi, 0)-(\pi, \pi)-(0, 0)$. The discontinuity at k_F indicated by an arrow is used to estimate Z shown in Fig. 3.

dependence of $|U_c|/t$ is very small at these values of L , but $|U_c|/t$ tends to increase slightly as L increases. Such a feature is analogous to those of the Mott transitions in RHM induced by D-H binding factors.^{43,44,47}

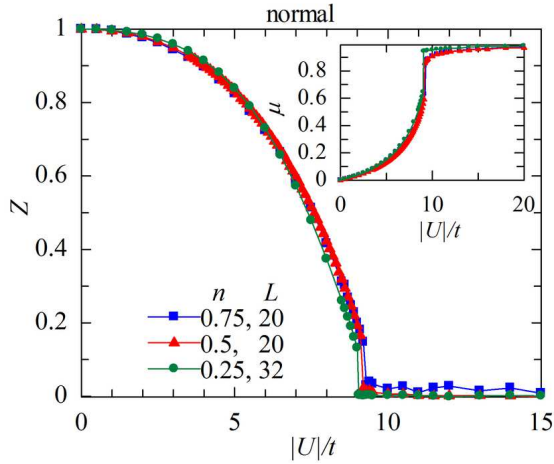


Fig. 3. (Color online) Quasiparticle renormalization factor as function of $|U|/t$ for three particle densities, estimated from discontinuities of $n(\mathbf{k})$ in Fig. 2, etc. The inset shows the optimized spinon-binding parameter as a function of $|U|/t$ near $U = U_c$ for the same systems as in the main panel.

Next, we check the order of this transition. In Fig. 3, quasiparticle renormalization factor Z is shown versus U/t ; Z is obtained by $Z = n(k_F - 0) - n(k_F + 0)$ on the Γ - X segment, where the values of $n(k)$ at $k \rightarrow k_F \pm 0$ are estimated using third-order least square fits of the data for $k < k_F$ and $k > k_F$, respectively. There exist clear discontinuities in Z at $U = U_c$. The optimized spinon-binding parameter μ plotted in the inset of Fig. 3 also exhibits a large jump at $U = U_c$. In fact, other physical quantities show similar discontinuous behavior. Thus, we may safely conclude that this transition is not a continuous but first-order phase transition. The reason why the previous study could not find the correct transition order is that discontinuous behavior of $n(\mathbf{k})$ manifests itself only for $L \geq 18$. The critical value $|U_c|/t$ only slightly depends on n .

Now, we consider the features of Ψ_N in the non-Fermi-liquid regime $|U| > |U_c|$. As shown in the inset of Fig. 3, the

spinon-binding parameter μ approaches unity there, suggesting almost all up and down spinons are paired as singlets. In discussing gap formation, the small- $|\mathbf{q}|$ behavior of the charge (density) and spin structure factors,

$$N(\mathbf{q}) = \frac{1}{N} \sum_{j,l} e^{-i\mathbf{q}\cdot\mathbf{r}_l} \langle n_j n_{j+l} \rangle - n^2, \quad (21)$$

$$S(\mathbf{q}) = \frac{1}{N} \sum_{j,l} e^{-i\mathbf{q}\cdot\mathbf{r}_l} \langle S_j^z S_{j+l}^z \rangle, \quad (22)$$

provide us with useful information. Assuming the lowest excitation occurs at $\mathbf{q} = \mathbf{0}$, the energy gap in the spin sector between the ground state $|\Psi_0\rangle$ and the first excited state $|\Psi_{\mathbf{q}}\rangle$ is given within the single mode approximation (SMA)⁵⁶ as,

$$\begin{aligned} \Delta_S &= \frac{\langle \Psi_{\mathbf{q}} | (\mathcal{H} - E_0) | \Psi_{\mathbf{q}} \rangle}{\langle \Psi_{\mathbf{q}} | \Psi_{\mathbf{q}} \rangle} = \frac{\langle \Psi_0 | [S_{-\mathbf{q}}, [\mathcal{H}, S_{\mathbf{q}}]] | \Psi_0 \rangle}{\langle \Psi_{\mathbf{q}} | \Psi_{\mathbf{q}} \rangle} \\ &= -\frac{1}{8} \lim_{q \rightarrow 0} \frac{q^2}{S(\mathbf{q})} K \end{aligned} \quad (23)$$

where K denotes the kinetic energy, $|\Psi_{\mathbf{q}}\rangle = S_{\mathbf{q}} |\Psi_0\rangle$, and

$$S_{\mathbf{q}} = \frac{1}{\sqrt{N}} \sum_j e^{i\mathbf{q}\cdot\mathbf{r}_j} S_j^z. \quad (24)$$

From eq. (23), we find that Δ_S vanishes if $S(\mathbf{q}) \propto q$ for $q \rightarrow 0$, whereas Δ_S becomes finite, if $S(\mathbf{q}) \propto q^2$ for $q \rightarrow 0$. The charge (density) gap Δ_N can be similarly treated.

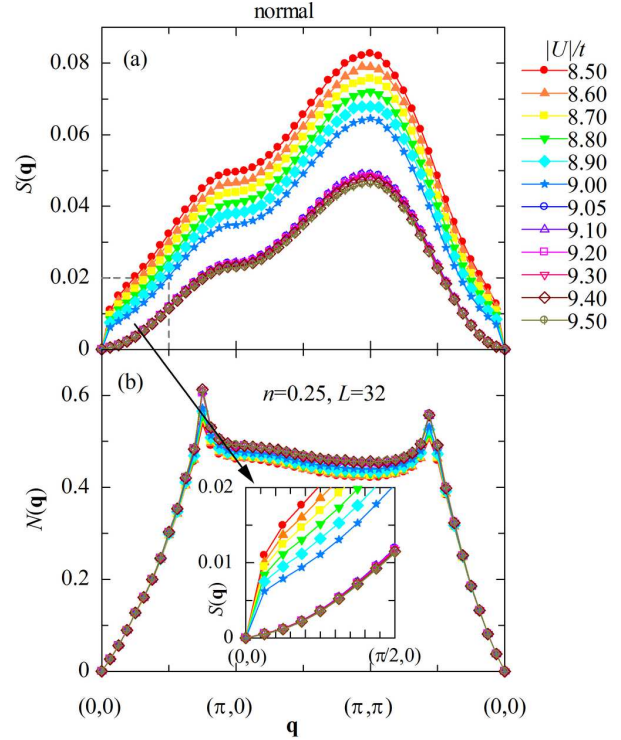


Fig. 4. (Color online) (a) Spin and (b) charge (density) structure factors along path $(0, 0)-(\pi, 0)-(\pi, \pi)-(0, 0)$ for some values of $|U|/t$ near $|U_c|/t$ ($9.0 < |U_c|/t < 9.05$). The inset in (b) is a magnification of $S(\mathbf{q})$ near $\mathbf{q} \sim \mathbf{0}$ on the segment $(0, 0)-(\pi, 0)$. Tendency is the same for other values of n .

In Fig. 4, we show $S(\mathbf{q})$ and $N(\mathbf{q})$ for some values of $|U|/t$ near $U = U_c$. In the vicinity of $\mathbf{q} = \mathbf{0}$, as $|U|/t$ increases,

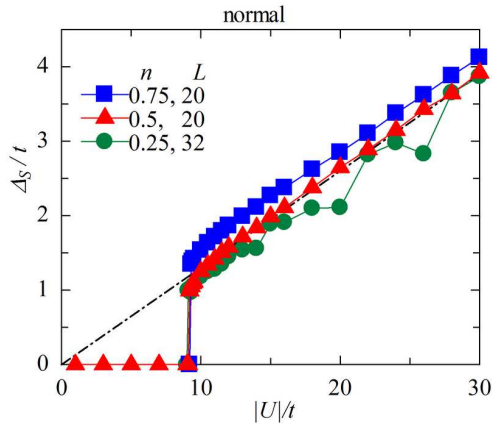


Fig. 5. (Color online) Spin gap estimated by single mode approximation for three particle densities as function of $|U|/t$. The dash-dotted line indicates a guide for $n = 0.5$. The spin-gap transition occurs at $|U_c|/t \sim 9$.

$S(\mathbf{q})$ abruptly changes the behavior from linear to quadratic at $U = U_c$, as shown in the inset of Fig. 4(b). Thus, it is very likely that the spin gap is generated in the non Fermi liquid regime. In Fig. 5, we plot the spin gap estimated using eq. (23) for the segment of $(0,0)-(\pi,0)$ of $S(\mathbf{q})$; the magnitude of Δ_S is proportional to $|U|$ ($\Delta_S \sim 0.13|U|$ for $n = 0.5$), and depends on n only weakly. In contrast, the behavior of $N(\mathbf{q})$ shown in Fig. 4(b) is almost unchanged including $2k_F$ anomaly, if $|U|/t$ varies, and remains linear in q for $q \rightarrow 0$ for $|U| > |U_c|$. Thus, low-energy properties with respect to the charge degree of freedom are unlikely to be influenced by this transition; regarding the charge excitation, Ψ_N remains gapless and conductivity is preserved in the spin-gapped regime. This may be the first realization of a conductive spin-gapped normal state in the variation theory.

3.3 Picture of transition and spin-gapped state

To deepen understanding of this spin-gap transition, let us look at some other quantities. Figure 6(a) shows the doublon density,

$$D = \frac{1}{N_s} \sum_j \langle b_j^\dagger b_j \rangle. \quad (25)$$

As $|U|/t$ increases, D increases in the Fermi-liquid state owing to the attractive correlation of \mathcal{P}_G , but it reaches almost the full value ($n/2$) at $U = U_c$. The main panel of Fig. 6(b) shows the average distance from an up (down) spinon to its nearest down (up) spinon r_{ud} . Here, we measure distance r by the stepwise (so-called Manhattan) metric. As $|U|/t$ increases in a small- $|U|/t$ regime, r_{ud} increases because the densities of up and down spinons decrease due to doublon formation, and the binding correlation by \mathcal{P}_Q is still weak as in the inset of Fig. 3. However, r_{ud} abruptly drops when U approaches U_c , and converges to unity for $|U| > |U_c|$, because an up and a down spinons are tightly bound within NN sites ($\mu \rightarrow 1$). Consequently, for $|U| > |U_c|$, almost all particles form onsite pairs, and even if a doublon resolves into spinons, they remain an adjacent pair and do not itinerate as isolated spinons.

Thus, we notice that this spin-gap transition can be understood in parallel with a recently proposed picture of Mott transitions owing to the D-H binding.^{43,44} Here, we postulate that antiparallel spinon pairs with a pair domain of size ξ_{ud} are cre-

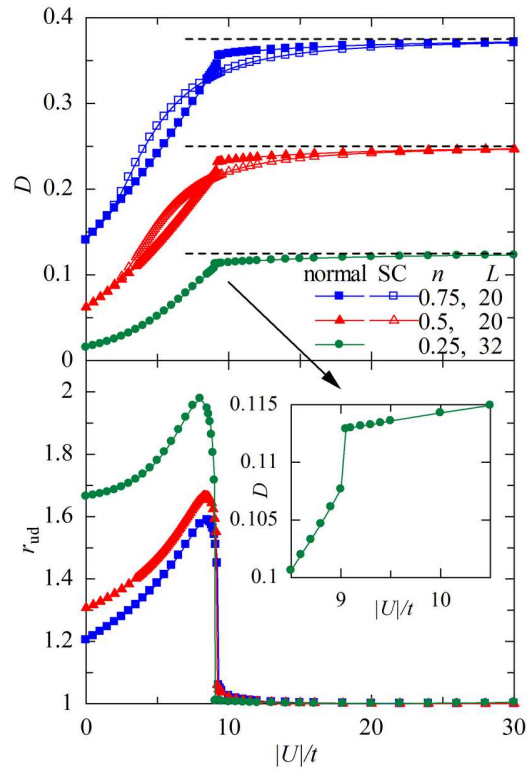


Fig. 6. (Color online) (a) Doublon density as function of $|U|/t$ for Ψ_N and Ψ_{SC} . The dashed lines indicate the maximum value of D , i.e., $n/2$. The inset in (b) shows the magnification of D (Ψ_N) for $n = 0.25$ near the transition point, at which D displays a small jump. (b) Average distance from up spinon to its nearest down spinon for three particle densities as function of $|U|/t$.

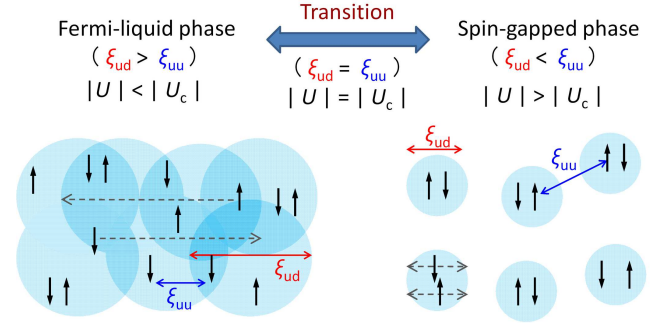


Fig. 7. (Color online) Illustration of mechanism of spin-gap transition. The up and down arrows denote up and down spinons, respectively. Typical configurations are shown for the two phases. Although in each pair domain drawn with a pale circle, at least one up and one down spinons must exist, yet excess spinons can move around independently, slipping out of their original domain, as indicated by the long dashed arrows in the Fermi-liquid phase. In the spin-gapped phase, a spinon cannot itinerate independently of the partner spinon out of the pair domain.

ated by the attractive correlation of \mathcal{P}_Q . We can appropriately define this binding length ξ_{ud} and also the minimum distance from a spinon to its nearest parallel spinon ξ_{uu} as

$$\xi_{ud} = r_{ud} + \sigma_{ud}, \quad (26)$$

$$\xi_{uu} = r_{uu} - \sigma_{uu}, \quad (27)$$

where r_{uu} is the average distance from an up (down) spinon to its nearest up (down) spinon, and σ_{ud} and σ_{uu} are the standard deviations of r_{ud} and r_{uu} , respectively. In the spin-gapped

phase, the relation $\xi_{ud} < \xi_{uu}$ holds, indicating that the domains of pairs do not usually overlap, at least, not in sequence. Consequently, almost all pairs are isolated and an up and a down spinons are confined within ξ_{ud} , resulting in singlet pairs of short lengths with finite excitation gaps. In contrast, in the Fermi-liquid phase, ξ_{ud} becomes longer than ξ_{uu} , indicating the domains of spinon pairs overlap with one another. Then, an up spinon in a pair can exchange a partner down spinon with a down spinon in an adjacent pair. As a result, an up and a down spinons can move independently by exchanging the partner, as shown in long arrows in Fig. 7, and definite singlet pairs cannot be specified. Thus, as the value of $|U|/t$ is varied, a spin-gap transition takes place when ξ_{ud} becomes equivalent to ξ_{uu} , which is expected to be a monotonically increasing function of $|U|/t$.

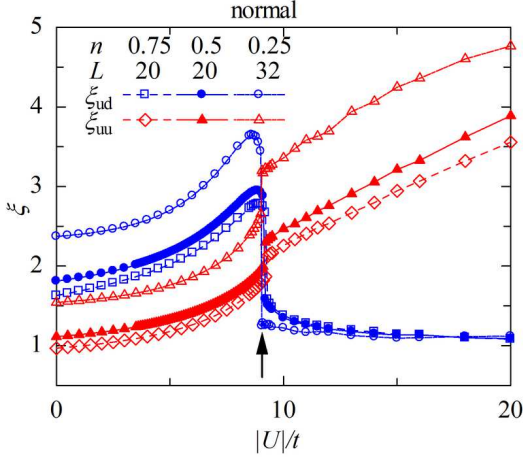


Fig. 8. (Color online) The binding length of up and down spinon pairs ξ_{ud} and the minimum distance between spinon pairs ξ_{uu} defined by eqs. (26) and (27), respectively, are plotted as a function of U/t for three densities. An arrow indicates the spin-gap transition point, n dependence of which is small.

Figure 8 shows ξ_{ud} and ξ_{uu} estimated from the VMC results as a function of $|U|/t$ for three particle densities. As expected from Fig. 6(b), ξ_{ud} abruptly drops at $U = U_c$, whereas ξ_{uu} monotonically increases as $|U|/t$ increases with a small jump at the transition point. As a result, ξ_{ud} and ξ_{uu} intersect each other at $U = U_c$ for any n . Thus, the scheme illustrated in Fig. 7 is justified to some extent.

Finally, we discuss the itinerancy of particles. To this end, it is convenient to decompose the kinetic energy E_{kin} into two part ($E_{kin} = E_1 + E_2$), namely, the contribution from the hopping processes which do not (do) change the number of doublons E_1 (E_2),⁵⁷⁾ as shown in the lower part of Fig. 9. In the main panel of Fig. 9, E_1 , E_2 and E_{kin} are depicted as a function of $|U|/t$. For $|U| < |U_c|$, both E_1 and E_2 contribute to E_{kin} because isolated spinons are independently mobile, whereas in the spin-gapped phase, E_1 almost vanishes ($E_{kin} \sim E_2$) for any particle density. In this case, independent motion of a spinon without accompanied by an antiparallel spinon is strongly suppressed. On the other hand, contribution from dissociation of a doublon into a spinon pair and reunion of them, E_2 , remains appreciable, and is proportional to $-t^2/|U|$ for large $|U|/t$'s. This point sharply contrasts with a feature of the Brinkman-Rice transition³⁴⁾ derived using the Gutzwiller approximation;³²⁾ in this case, motion of particles is completely

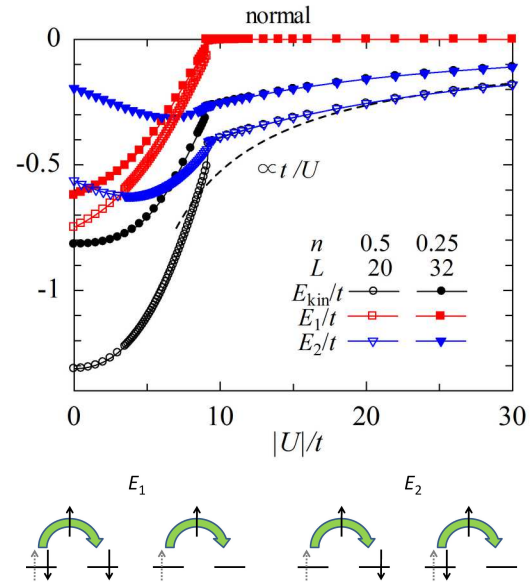


Fig. 9. (Color online) In the main panel, the kinetic energy E_{kin} and its components E_1 and E_2 are depicted as functions of correlation strength for two particle densities. E_1 (E_2) is the contribution from hopping processes which do not (do) change D , as shown in the illustration in the lower part. The dashed line for E_2/t is a guide proportional to $-t/|U|$ ($|U| > |U_c|$).

prohibited for $|U| > |U_{BR}| = 8|E(U=0)|$,³¹⁾ so that the state becomes insulating, and a charge (Mott) gap opens.

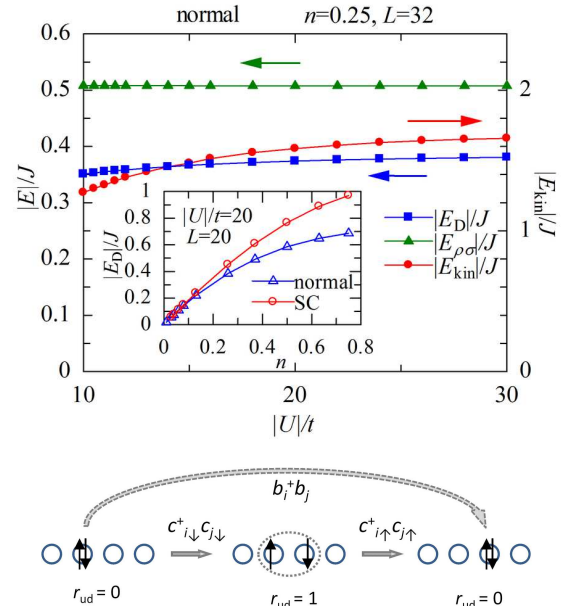


Fig. 10. (Color online) In the main panel, kinetic energy and two elements of $\langle \mathcal{H}_{eff} \rangle$ [eqs. (28) and (29)] normalized by $J = 2t^2/U$ are plotted as functions of $|U|/t$. Illustrated in the lower part is the relation between a single hopping process in \mathcal{H} and a doublon hopping process in \mathcal{H}_{eff} . The inset, discussed in §4.1, compares the doublon hopping E_D between the normal and SC states as a function of particle density.

The above feature of $E_1 = 0$ ($|U| > |U_c|$) for any n is distinct from that of the D-H binding state for strongly correlated RHM, where E_1 is n dependent ($\propto 1 - n$) near half filling.⁵³⁾ Thus, in doped Mott insulators in RHM, doped holes or particles play a role of carriers, and bound D-H pairs are localized

and not involved in conduction. On the other hand, in AHM, motion of doublon, which is composed of two single particle-hopping processes as sketched at the bottom of Fig. 10, contributes to the kinetic energy. To check it, we calculate the doublon hopping and diagonal terms in eq. (10), namely,

$$\frac{E_D}{J} = \frac{1}{N_s} \sum_{j,\tau} \langle b_{j+\tau}^\dagger b_j \rangle, \quad (28)$$

$$\frac{E_{\rho\sigma}}{J} = \frac{1}{N_s} \sum_{j,\tau} \langle \rho_{j+\tau} \rho_j + \sigma_{j+\tau} \sigma_j \rangle, \quad (29)$$

with $J = 2t^2/|U|$, in the original Hilbert space of eq. (1). In the main panel of Fig. 10, we compare them with the single hopping contribution ($E_{\text{kin}} \sim E_2$) for large values of $|U|/t$. In addition to large constant contribution of $E_{\rho\sigma}/J$, the doublon hopping (E_D) has an appreciable magnitude, indicating the possibility of transport. Thus, the normal state Ψ_N will be conductive for any values of $|U|/t$ and n ($\neq 1$).⁵⁸⁾

4. Crossover of Superconducting Properties

In §4.1, we discuss the BCS-BEC crossover in the light of energy gain in the SC transition and of chemical potential, and show that the SC transition in the BEC regime is induced by the kinetic-energy gain. In §4.2, we discuss quantities which characterize the BCS and BEC regimes. In §4.3, we roughly estimate the coherence length and interpair distance, thereby give an intuitive picture of the crossover.

4.1 Energy gain and kinetic-energy-driven transition

First, we discuss the BCS-BEC crossover from the point of view of the energy difference per site between the normal (Ψ_N) and SC (Ψ_{SC}) states ΔE (≥ 0) defined in eq. (19). In Fig. 11(a), $|U|/t$ dependence of $\Delta E/t$ is shown; $\Delta E/t$ increases as $\sim \exp(-t/U)$ corresponding to the BCS theory for small $|U|/t$'s, reaches a maximum at $|U| = |U_{\text{co}}| \sim 8.7t$, and then decreases for $|U| > |U_{\text{co}}|$ as $\sim t/|U|$. As we will see, various properties of SC actually exhibit qualitative changes at around this $|U_{\text{co}}|/t$ from a BCS type to a BEC type. Note that normal-state properties are deeply involved in the crossover; the value $|U_{\text{co}}|/t$ is influenced by the spin-gap transition point $|U_c|/t$ in Ψ_N , where E_N exhibits a cusp, resulting in $U_{\text{co}} \sim U_c$. Recall that the normal state Ψ_N , underlying Ψ_{SC} , is a Fermi liquid for $|U| < |U_c|$, but Ψ_N becomes a spin-gapped state without a Fermi surface as shown in Fig. 2 for $|U|/t \geq 9.05$. Namely, for $|U| > |U_c|$, a SC transition cannot be interpreted by the instability of the Fermi surface against an attractive interaction. In this relation, ΔE means the condensation energy for $|U|/t \sim 0$ according to the BCS theory, but ΔE probably deviates from the condensation energy observed experimentally for $|U| \geq |U_{\text{co}}|$, like the case of high- T_c cuprates.⁵³⁾

It is important to analyze ΔE into a kinetic part ΔE_{kin} and an interaction part ΔE_{int} ($\Delta E = \Delta E_{\text{kin}} + \Delta E_{\text{int}}$). In the BCS theory, a SC transition is induced by lowering E_{int} at the cost of smaller loss in E_{kin} . On the other hand, it is known in a large- U/t regime of RHM that a SC transition occurs by reducing E_{kin} at the cost of loss in E_{int} .^{46,53)} In the latter case, a low-frequency sum rule of optical conductivity $\sigma_1(\omega)$ ⁵⁹⁾ should be broken, namely, high-frequency excitations in $\sigma_1(\omega)$ arise, because the sum of $\sigma_1(\omega)$ is proportional to $-E_{\text{kin}}$ ⁶⁰⁾ on the square lattice. In Figs. 11(b) and 11(c), we show ΔE_{kin} and

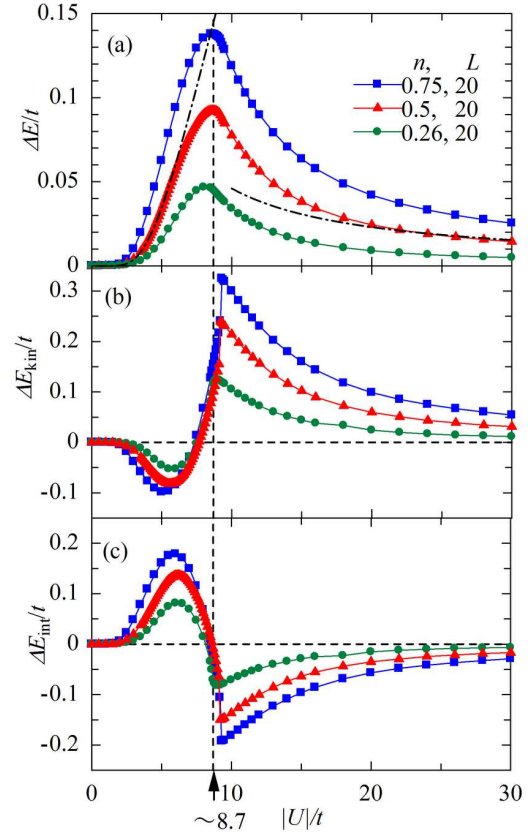


Fig. 11. (Color online) (a) Energy difference between normal and SC states as function of $|U|/t$ for three particle densities. The maximum point is $|U_{\text{co}}|/t \sim 8.7$ for these n as indicated by a dashed line. The dash-dotted lines for $n = 0.5$ represent guides for the two limit $|U|/t \rightarrow 0$ [$\propto \exp(-at/|U|)$] and $\rightarrow \infty$ [$\propto \beta t/|U|$] with α and β being constants. The kinetic and interaction components of ΔE is drawn in (b) and (c), respectively.

ΔE_{int} , respectively, for AHM. For $|U| \lesssim |U_{\text{co}}|$, E_{int} (E_{kin}) has a gain (loss) by the SC transition in accordance with the BCS theory. Meanwhile, for $|U| \gtrsim |U_{\text{co}}|$, the situation is inverse; the SC transition is driven by a gain in kinetic energy. Correspondingly, the hopping of doublons (carriers) $|E_D|$ becomes larger in Ψ_{SC} than in Ψ_N in the BEC regime, as in the inset of Fig. 10. The kinetic-energy-driven (SC or magnetic) transitions may be rather general in strongly correlated systems.^{46,53,62)} As mentioned, this reversal of driven force will be experimentally found if $\sigma_1(\omega)$ is accurately measured in cold-atom systems. In fact, similar results were reached for AHM in infinite dimensions by DMFT.^{26,61)}

Let us consider this SC transition in the light of the variational parameters. In the level of one-body wave function, Φ_{BCS} improves the energy over Φ_{F} by creating onsite Cooper pairs through the pair potential Δ_{P} (Fig. 21), according to the BCS theory. Therefore, in the BCS regime, the number of doublons is expected to be more in the SC state than in the normal state. This is actually seen in Fig. 6(a). Since the increase of D hinders the motion of particles, the kinetic energy is suppressed in the SC state as in Fig. 11(b). As $|U|$ increases, however, D of Ψ_N increases more rapidly and surpasses that of Ψ_{SC} at $|U_{\text{co}}|$. This reversal is brought about chiefly by the correlation factors \mathcal{P} . In Fig. 12, we compare the optimized parameters in \mathcal{P} between the normal and SC states. The onsite attractive factor g is certainly larger in Ψ_N especially near

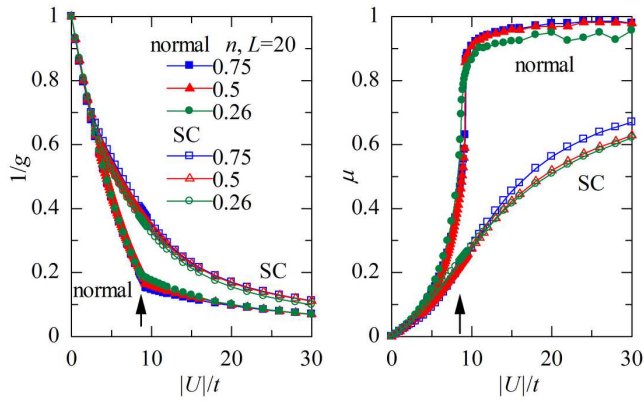


Fig. 12. (Color online) Optimized variational parameters, (a) Gutzwiller (onsite) factor g , and (b) NN antiparallel-spinon factor μ , for Ψ_N and Ψ_{SC} are shown as functions of $|U|/t$. The symbols are common in (a) and (b). The arrows indicate the spin-gap transition point in Ψ_N .

$U = U_{co}$. The antiparallel-spinon binding factor μ mainly works for the suppression of overgrown D by g in the BEC regime in order to gain E_{kin} .

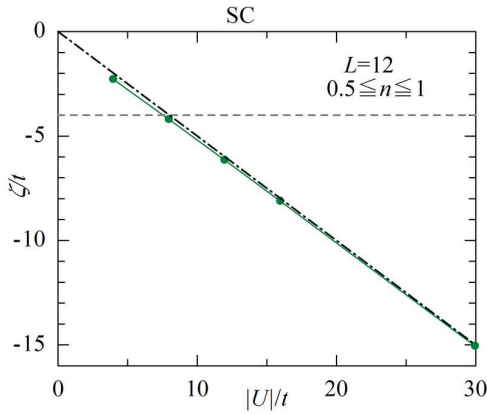


Fig. 13. (Color online) Chemical potential estimated from E/t at higher particle densities ($0.5 \leq n \leq 1.0$) is shown by dots as a function of $|U|/t$. The dash-dotted line denotes the value at half filling: $\zeta = U/2$. The dashed line indicates the value of the band bottom $\varepsilon_L (-4t)$.

In a one-body framework, when the chemical potential (ζ) is situated in an energy band, low-energy excitation in the SC phase is described by Bogoliubov's quasiparticles, whereas when ζ becomes lower than the band bottom ε_L , the statistics of the system becomes bosonic. Thus, the BCS-BEC crossover point is roughly estimated by $\zeta = \varepsilon_L$. We estimate ζ for Ψ_{SC} from $\zeta = \partial E_{SC} / \partial n$ (strictly finite differences). Within the statistical errors, E_{SC} is almost a linear function of n for $0.5 < n < 1.0$, so that the values of ζ obtained in this range become independent of n . In Fig. 13, we plot ζ thus estimated as a function of $|U|/t$, with the value at half filling, $\zeta = U/2t$. ζ reaches the band bottom $\varepsilon_L = -4t$ at $|U|/t \sim 7.9$. The behavior of ζ here is consistent with those obtained by DMFT.^{23,24}

Finally, let us look at the momentum distribution function for Ψ_{SC} (Fig. 14). As $|U|/t$ increases, a step-function form for $|U|/t = 0$ changes to a BCS type ($v_{\mathbf{k}}^2$) for small $|U|/t$, and then is smoothly modified through $|U_{co}|/t$ to a constant in the BEC limit ($|U|/t = \infty$). Such evolution of $n(\mathbf{k})$ was already observed in an experiment of a ultracold gas in a trap,⁶³ we

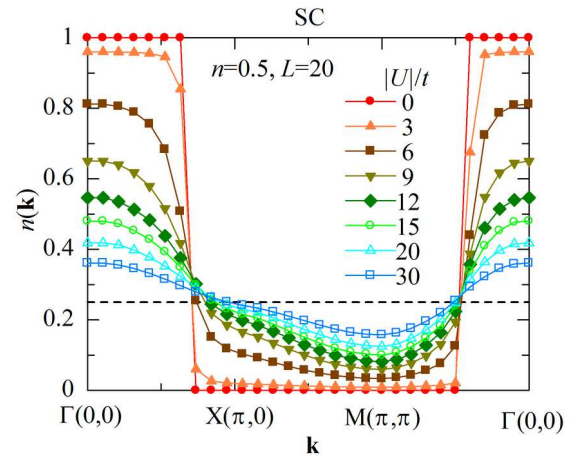


Fig. 14. (Color online) Evolution of momentum distribution function for Ψ_{SC} as $|U|/t$ varies. The dashed line indicates the value for $|U|/t = \infty$.

hope similar experiments on optical lattices.

4.2 Pair correlation function and helicity modulus

As mentioned in §1, a previous study of Toschi *et al.*²⁶ using DMFT argued that appropriate quantities which trace the strength of SC (T_c) in the BCS and BEC regimes are the gap $\Delta_{SC} \sim \langle c_{\uparrow}^{\dagger} c_{\downarrow}^{\dagger} \rangle$ and the superfluid stiffness D_s , respectively. Δ_{SC} indicates the cost to create a Cooper pair, while D_s characterizes the cost of phase coherence. In this subsection, we start with the quantities corresponding to Δ_{SC} and D_s .

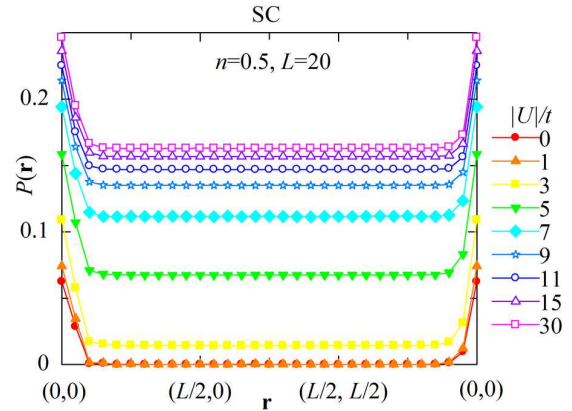


Fig. 15. (Color online) The onsite superconducting correlation function is drawn along a path of \mathbf{r}_{ℓ} , $(0,0)-(L/2,0)-(L/2,L/2)-(0,0)$, for various values of $|U|/t$. For other values of n and L , the behavior is basically the same.

As an appropriate index of off-diagonal-long-range order (ODLRO) in the present scheme, we consider a SC correlation function of onsite pairing,⁶⁴ defined as

$$P(\mathbf{r}_{\ell}) = \frac{1}{N_s} \sum_j \langle b_j^{\dagger} b_{j+\ell} \rangle. \quad (30)$$

The magnitude of ODLRO is given by the long-distance value of $P(\mathbf{r}_{\ell})$, i.e., $P_{\infty} = \lim_{|\mathbf{r}_{\ell}| \rightarrow \infty} P(\mathbf{r}_{\ell}) \sim \Delta_{SC}^2$. In the present VMC calculations with finite systems, we must check the \mathbf{r}_{ℓ} dependence of $P(\mathbf{r}_{\ell})$. In Fig. 15, we plot $P(\mathbf{r}_{\ell})$ for various $|U|/t$'s along a typical path on the lattice. Since $P(\mathbf{r})$ is substantially

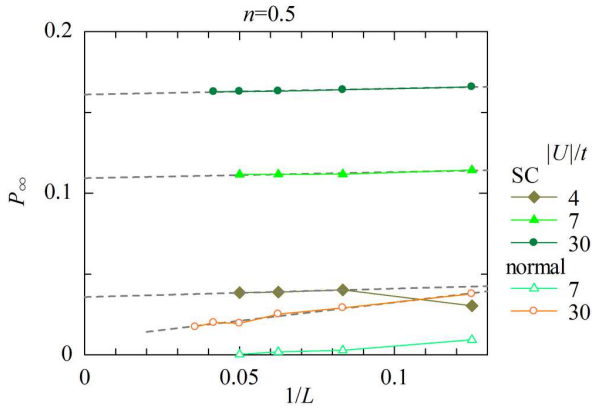


Fig. 16. (Color online) System-size dependence of P_∞ for three values of $|U|/t$ at $n = 0.5$. In cases of L not satisfying the closed-shell condition at $n = 0.5$, we adopt the average of $n = 0.5 \pm \delta$ with the smallest δ satisfying the condition. As guides, we show first-order least square fits for $L \rightarrow \infty$ with dashed lines. Solid (open) symbols represent the data of Ψ_{SC} (Ψ_{N}). The value of Ψ_{N} is bound to vanish for $L \rightarrow \infty$.

constant for $|\mathbf{r}| \geq 2$ for any value of $|U|/t$, consistently with a QMC study,⁶⁵ it is appropriate to put $P(\mathbf{r})$ with the most distant $\mathbf{r} = (L/2, L/2)$ at P_∞ , and check its system-size dependence. In Fig. 16, we plot P_∞ thus estimated as a function of $1/L$ for three values of $|U|/t$. For the SC state, the system-size dependence of P_∞ is very weak for any $|U|/t$, and fitted well by a first-order least square method. Thus, we may discuss P_∞ with finite but large L . Figure 17 shows the $|U|/t$ depen-

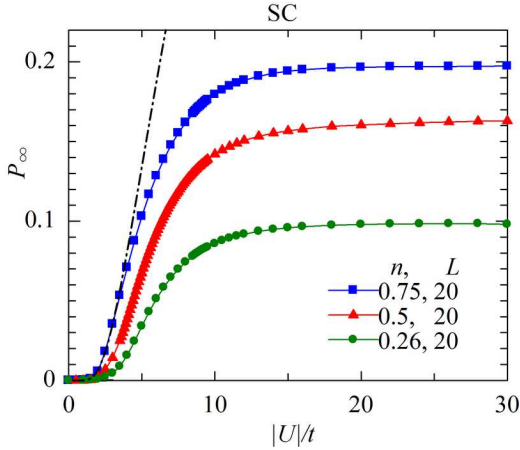


Fig. 17. (Color online) The onsite superconducting correlation function of Ψ_{SC} is plotted as a function of $|U|/t$ for three particle densities and $L = 20$. The dash-dotted line indicates a guide of $\propto \exp(-t/|U|)$ for $n = 0.75$.

dence of P_∞ for $L = 20$. In the BCS regime ($|U| \lesssim |U_{\text{co}}|$), P_∞ increases as $\sim \exp(-t/|U|)$ as $|U|/t$ increases, as predicted by the BCS theory. In this regime, the optimized Δ_{p} is considered to approximate the gap, as will be argued; we confirmed using the data shown in Fig. 21 that the a relation $P_\infty \sim \Delta_{\text{p}}^2$ holds. On the other hand, in the BEC regime, P_∞ tends to converge at a finite value as $|U|/t$ increases, in accordance with the result of Δ_{SC} by DMFT.^{23,24} Thus, the behavior of P_∞ or Δ_{SC} in this regime does not coincide with the behavior of T_c , $\sim t^2/|U|$, which was naturally expected⁴) and actually obtained by DMFT.^{21,25,26}

Incidentally, a similar SC correlation function with NN $d_{x^2-y^2}$ -wave pairing P_d^∞ has been calculated for RHM in 2D by VMC with the same class of trial functions.⁵³ In the strongly correlated regime (typically $U/t = 12$), where the cuprates are considered to be properly described, P_d^∞ behaves as the so-called dome shape as a function of doping rate $\delta (= 1 - n)$. This dome shape closely agrees with the δ dependence of T_c experimentally observed for the cuprates. If the framework of BSC-BEC crossover as a function of δ is applicable to this case, P_d^∞ decreases and scales with T_c as the parameter approaches the BEC limit ($\delta \rightarrow 0$). Consequently, the behavior of P_d^∞ in RHM does not fully correspond to that of P_∞ in this study.

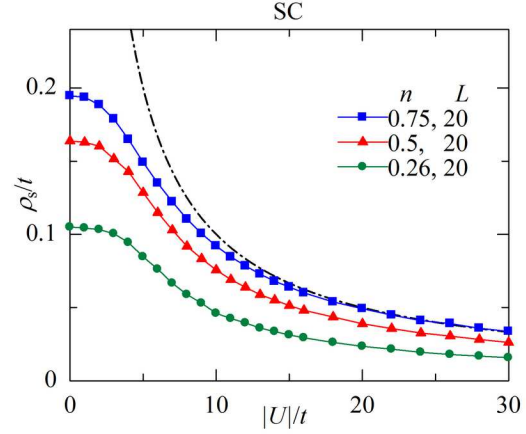


Fig. 18. (Color online) Helicity modulus as a function of $|U|/t$ for three particle densities. The dash-dotted line indicates a guide of $\propto -t/|U|$ for $n = 0.75$.

Now, we turn to the helicity modulus ρ_s , which is related to superfluid stiffness D_s with $\rho_s = D_s/4\pi e^2$. For SC states, D_s is equivalent to the strength of the delta-function component at $\omega = 0$ in the optical conductivity $\sigma_1(\omega)$,⁶⁶ and represents the superfluid weight. We calculate ρ_s as the coefficient of the quadratic term in the increment of energy when the phase of order parameter Δ_j is twisted by \mathbf{q} as $\Delta_j = |\Delta|e^{i\mathbf{q}\cdot\mathbf{r}_j}$:⁶⁷

$$E(\mathbf{q}) - E(0) = 2\rho_s \mathbf{q}^2 + O(\mathbf{q}^4), \quad (31)$$

following the prescription of Denteneer *et al.*⁶⁸ In Fig. 18, $|U|/t$ dependence of ρ_s thus obtained is plotted for three particle densities. The resultant ρ_s here is almost independent of \mathbf{q} used ($|\mathbf{q}| \sim 0.1$), and the system-size dependence is negligible within the symbols between $L = 12$ and 20. Regardless of n , ρ_s is a monotonically decreasing function of $|U|/t$. The behavior in the BCS regime is distinct from that of $T_c \sim \exp(-t/|U|)$, but ρ_s scales with $T_c \sim t^2/|U|$ in the BEC regime, indicating the strength of SC in the BEC regime is determined not by the cost of creating a pair but by the cost of realizing phase coherence. The present result of ρ_s is consistent with the previous ones by means of a VMC method with $\mathcal{P}_{\text{G}}\Phi_{\text{BCS}}$,⁶⁸ QMC,²⁰ and DMFT.^{23,24,26}

In the remainder of this subsection, we discuss some quantities related to $P(\mathbf{r})$ and ρ_s . First, we take up the small- $|\mathbf{q}|$ behavior of spin and charge structure factors, eqs. (21) and (22). Like for the normal state, $N(\mathbf{q}) \propto |\mathbf{q}|$ for $|\mathbf{q}| \rightarrow 0$ for any $|U|/t$, showing that Ψ_{SC} is conductive in particle density.

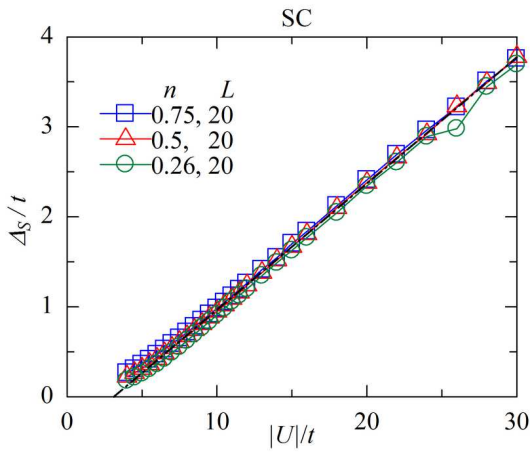


Fig. 19. (Color online) Spin gap of SC state estimated similarly to Fig. 5 by single mode approximation. The dash-dotted straight line indicates an extrapolation from large- $|U|/t$ values for $n = 0.5$.

On the other hand, $S(\mathbf{q}) \propto |\mathbf{q}|^2$ for any $|U|/t (> 0)$ in contrast to the case of Ψ_N , indicating a spin gap opens owing to pair formation. We estimate the spin gap Δ_S for Ψ_{SC} using SMA [eq. (23)], and show the $|U|/t$ dependence in Fig. 19. Although we do not display the data for small $|U|/t$'s due to the relatively large errors owing to a finite system ($L = 20$), Δ_S seems to be proportional to $\exp(-\alpha t/|U|)$ for small $|U|/t$'s. On the other hand, Δ_S is proportional to $|U|/t$, and has a magnitude similar to that of Ψ_N . Δ_S is almost independent of n . Thus, Δ_S is a quantity which scales with T_c in the BCS regime.

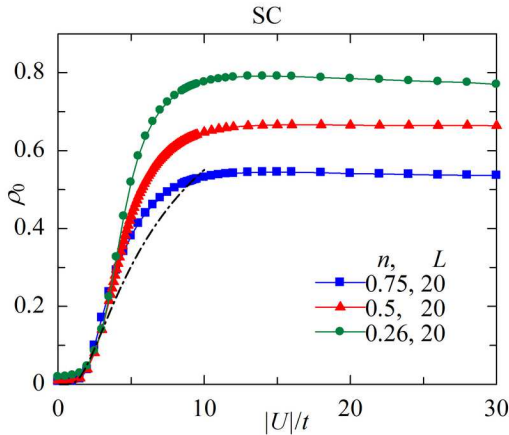


Fig. 20. (Color online) Condensate fraction of hard core bosons (or doublons) for three particle densities as function of $|U|/t$. The dash-dotted line is a guide of $\propto \exp(-t/|U|)$ for $n = 0.26$.

Next, let us consider the condensate fraction ρ_0 . We may regard b_j^\dagger as a creation operator of a hard-core spinless boson at the site j ; b_j^\dagger satisfies the Bose commutation relation except for the same site. Following Bose systems,⁴⁴⁾ we define a quantity corresponding to the condensate fraction or the $\mathbf{k} = \mathbf{0}$ element of momentum distribution function $n_D(\mathbf{k})$ for b_j^\dagger :

$$\rho_0 = \frac{1}{D} n_D(\mathbf{0}) = \frac{1}{DN_s} \sum_{j,\ell} \langle b_j^\dagger b_{j+\ell} \rangle. \quad (32)$$

In Fig. 20, $|U|/t$ dependence of ρ_0 is depicted for three par-

ticle densities. The behavior of ρ_0 for small $|U|/t$'s is $\rho_0 \sim \exp(-t/|U|)$, and has a meaning similar to P_∞ . In the BEC regime ($|U| > |U_{co}|$), ρ_0 is almost constant, indicating that a picture of hard-core bosons is justified in the whole regime of BEC. The suppression of ρ_0 with increasing n is primarily because a high density enhances the effect of onsite interaction.

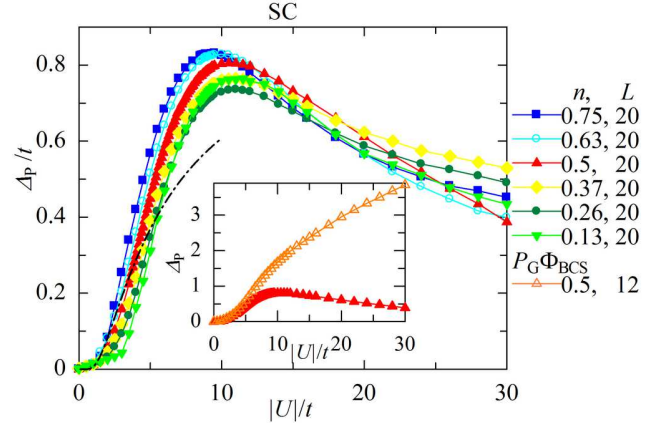


Fig. 21. (Color online) Optimized gap parameter Δ_P for several n 's as function of $|U|/t$. The dash-dotted line indicates the guide of $\propto \exp(-t/|U|)$. The inset compares the optimized values of Δ_P between $\mathcal{P}_Q \mathcal{P}_G \Phi_{BCS}$ and $\mathcal{P}_G \Phi_{BCS}$ for $n = 0.5$.

Finally, we consider the pairing gap parameter Δ_P given in eq. (16). In Fig. 21, we show the $|U|/t$ dependence of the optimized Δ_P . For $|U| < |U_{co}|$, it is natural that Δ_P represents the SC gap of $\propto \exp(-t/|U|)$, as expected from the BCS theory. In the BCS theory, Δ_{SC} should continue to linearly increase like Δ_S in Fig. 19. However, Δ_P of Ψ_{SC} exhibits a peak at $U \sim U_{co}$, and then decreases as $|U|/t$ increases similarly to the behavior of ΔE [Fig. 11(a)]. In the BEC regime, it is probable that Δ_P obeys $\propto 2t^2/|U| = J$, because J is the sole energy scale for $|U|/t \rightarrow \infty$, according to eq. (10). It seems ΔE and Δ_P scales T_c in AHM.

In the inset of Fig. 21, we compare the optimized Δ_P 's between Ψ_{SC} and $\mathcal{P}_G \Phi_{BCS}$. Although the two Δ_P 's behave similarly in the BCS regime, Δ_P of $\mathcal{P}_G \Phi_{BCS}$ monotonically increases unlike the other in the BEC regime. It follows that the binding correlation between antiparallel spinons is significant also for Ψ_{SC} especially in the BEC regime.

In variational theories with $d_{x^2-y^2}$ -wave SC states for the cuprates, a $d_{x^2-y^2}$ -wave gap parameter Δ_d , corresponding to Δ_P here, is considered to represent a singlet-pairing gap (not necessarily SC gap).^{54,55)} The optimized Δ_d monotonically increases as the doping rate, the relevant parameter of the crossover, approaches the BEC limit ($\delta \rightarrow 0$), in contrast to T_c .⁵³⁻⁵⁵⁾ The behavior of Δ_P here is distinct from that of Δ_d . Again, we should be careful to consider the cuprate in the point of view of the BCS-BEC crossover.

4.3 Coherence length and intuitive picture

The BCS-BEC crossover has been typically explained by whether or not a domain of a Cooper pair overlaps with a domain of another pair, like the illustration in Fig. 7. To discuss more quantitatively, we need to estimate a pair size ξ_{pair} corresponding to the coherence length and a distance between

Cooper pairs $\tilde{\xi}_{\text{uu}}$. As for ξ_{pair} , it is reasonable to refer to the BCS expression of Pippard's coherence length,

$$\xi_0 = \frac{\hbar v_F}{\pi |\Delta_{\text{SC}}|}, \quad (33)$$

in the BCS regime. In the present study, v_F is a constant for any $|U|/t$, because the renormalization of k_F by $|U|/t$ is not introduced. Thus, we assume $\xi_{\text{pair}} = \alpha/\Delta_P$, where α is a constant determined so that ξ_{pair} can be smoothly connected to the form on the BEC side. In the BEC regime, eq. (33) does not work, because at least v_F cannot be defined. Instead, following eq. (26), we naively assume $\xi_{\text{pair}} = \tilde{\xi}_{\text{ud}} = \tilde{r}_{\text{ud}} + \tilde{\sigma}_{\text{ud}}$, where \tilde{r}_{ud} and $\tilde{\sigma}_{\text{ud}}$ denote the average distance between a spin (not necessarily of a spinon) and its nearest antiparallel spin and the standard deviation of \tilde{r}_{ud} , respectively. Note that \tilde{r}_{ud} ($\tilde{\sigma}_{\text{ud}}$) is different from r_{ud} (σ_{ud}) in eq. (26) in that spins which constitute doublons are taken into account. Similarly, following eq. (27), we estimate an interpair distance as the average minimum distance between a spin and its nearest parallel spin, $\tilde{\xi}_{\text{uu}} = \tilde{r}_{\text{uu}} - \tilde{\sigma}_{\text{uu}}$.

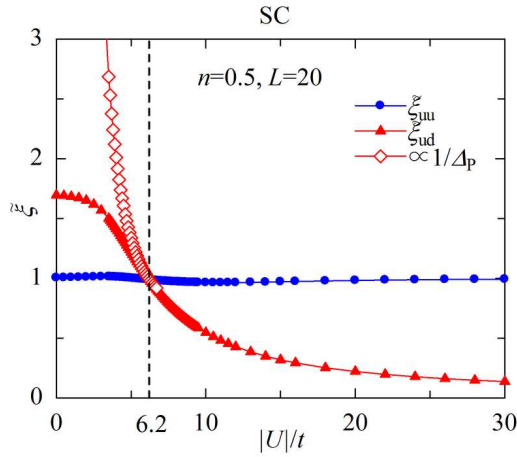


Fig. 22. (Color online) Two estimates (α/Δ_P and $\tilde{\xi}_{\text{ud}}$) of the pair size ξ_{pair} , corresponding to the coherence length, and the average minimum distance between Cooper pairs $\tilde{\xi}_{\text{uu}}$ are compared as function of $|U|/t$. The dashed line indicates the value of $|U|/t$ where ξ_{pair} intersects $\tilde{\xi}_{\text{uu}}$.

In Fig. 22, $|U|/t$ dependences of ξ_{pair} and $\tilde{\xi}_{\text{uu}}$ thus estimated are compared for $n = 0.5$. The pair size ξ_{pair} is a monotonically decreasing function of $|U|/t$, whereas the interpair distance $\tilde{\xi}_{\text{uu}}$ is almost independent of $|U|/t$. Consequently, ξ_{pair} crosses $\tilde{\xi}_{\text{uu}}$ at $|U| = |U_\xi| \sim 6.2t$ at this particle concentration. Thus, for $|U| < |U_\xi|$, Cooper pairs penetrate to each other ($\xi_{\text{pair}} > \tilde{\xi}_{\text{uu}}$) like in the Fermi liquid phase in Fig. 7. On the other hand, for $|U| > |U_\xi|$, a pair becomes almost a point hard-core boson ($\xi_{\text{pair}} \sim 0$), and is isolated from other pairs ($\xi_{\text{pair}} < \tilde{\xi}_{\text{uu}}$). Similarly, we estimated $|U_\xi|/t$ for other values of n , and found $|U_\xi| \sim 6t$ irrespective of particle densities.⁶⁹⁾ Since the above estimation of U_ξ is rather broad, we consider U_ξ should mean identical to U_{co} .

5. Summary

Using a variational Monte Carlo (VMC) method, we studied features of a spin-gap transition in a normal state and of the BCS-BEC crossover in a superconducting (SC) state in

the attractive Hubbard model (AHM) on the square lattice. We summarize the main results below.

(1) In the normal state, we revealed that, unlike the simple Gutzwiller wave function (GWF), a wave function with an antiparallel-spinon binding correlation P_Q [eqs. (12) and (13)] undergoes a first-order transition from a Fermi liquid to a spin-gapped phase at $|U_c|/t \sim 9$. In the spin-gapped phase, particle density current can flow through the hopping of doublons. The pseudogap phase above T_c for $|U| \gtrsim |U_c|$ may be deduced from the properties of this wave function. The mechanism of this spin-gap transition is understood similarly to that of a Mott transition in a repulsive Hubbard model (RHM) induced by doublon-holon binding correlation.^{43,44)} We would like to realize a variational normal state which is spin-gapped and conductive also in RHM.

(2) We first applied VMC to the SC state of AHM, and confirmed that, as $|U|/t$ increases, the mechanism of superconductivity (SC) undergoes a crossover at around $|U_{\text{co}}| \sim |U_c|$ from an BCS type to a Bose-Einstein condensation (BEC) type. P_Q is again needed to suppress the gap, which is greatly overestimated in GWF for $|U| \gtrsim |U_{\text{co}}|$. In the weak-correlation regime ($|U| < |U_{\text{co}}|$), the strength of SC (T_c) is scaled with quantities related to the SC gap as $\sim \exp(-t/|U|)$, as expected from the BCS theory. For $|U| > |U_{\text{co}}|$, the superfluid stiffness, which relates to the cost of phase coherence, scales with T_c as $t^2/|U|$. Such typical features of this crossover are captured by the energy gain in the SC transition ΔE in the whole range of $|U|/t$. In the BEC regime, the SC transition is induced by a gain in kinetic energy; this aspect contrasts with the BCS theory, but accords with magnetic and SC transitions in strongly correlated RHM.^{46,53)} Most features are consistent with the framework of BCS-BEC crossover previous studies provided.

(3) The physics of spin-gap transition in the normal state and the BCS-BEC crossover in the SC state are understood in a semi-quantitative manner by a plain idea of the competition between the pair size ξ_{ud} and the interpair distance ξ_{uu} , as illustrated in Fig. 7. This idea is equivalent to that of Mott transitions in RHM,^{43,44)} in which a doublon-holon pair corresponds to the singlet pair here.

(4) In connection with the high- T_c cuprates, the $|U|/t$ dependence of the pair correlation function P_∞ and the gap parameter Δ_P studied here qualitatively differ from the doping-rate (δ) dependence of the corresponding quantities (P_d^∞ and Δ_d) in the strongly correlated RHM, when the relevant parameters ($|U|/t$ and δ) are in the respective BEC regimes. Furthermore, in strongly correlated RHM, the $d_{x^2-y^2}$ -wave SC transition is always kinetic-energy driven, regardless of n .⁵³⁾ We will address this subject more carefully in coming publications.

Acknowledgments

The authors thank Tomoaki Miyagawa for useful discussions. This work is partly supported by Grant-in-Aids from the Ministry of Education, Culture, Sports, Science and Technology, Japan.

1) D. M. Eagles: Phys. Rev. **186** (1969) 456.

2) A. J. Leggett: in *Modern Trends in the Theory of Condensed Matter*, ed. by A. Pekalski and R. Przystawa (Springer, Berlin, 1980).

- 3) K. Miyake: Prog. Theor. Phys. **69** (1983) 1794.
- 4) P. Nozières and S. Schmitt-Rink: J. Low Temp. Phys. **59** (1985) 195.
- 5) R. Micnus, J. Ranninger, and S. Robaszkiewicz: Rev. Mod. Phys. **62** (1990) 113.
- 6) For instance, T. Timusk and B. Statt: Rep. Prog. Phys. **62** (1999) 61; S. Hüfner, M. A. Hossain, A. Damascelli, and G. A. Sawatzky: Rep. Prog. Phys. **71** (2008) 062501.
- 7) M. Randeria: in *Bose-Einstein Condensation* ed. by A. Griffin, D. Snoke, and S. Stringari (Cambridge University, Cambridge, 1995).
- 8) Q. Chen, J. Stajic, S. Tan, and K. Levin: Phys. Rep. **412** (2005) 1.
- 9) C. A. Regal, M. Greiner, and D. S. Jin: Phys. Rev. Lett. **92** (2004) 040403.
- 10) M. W. Zwierlein, C. A. Stan, C. H. Schunck, S. M. F. Raupach, A. J. Kerman, and W. Ketterle: Phys. Rev. Lett. **92** (2004) 120403.
- 11) J. P. Gaebler, J. T. Stewart, T. E. Drake, D. S. Jin, A. Perali, P. Pieri, and G. C. Strinati: Nat. Phys. **6** (2010) 569.
- 12) M. Feld, B. Fröhlich, E. Vogt, M. Koschorreck, and M. Kohl: Nature **480** (2011) 75.
- 13) I. Bloch, J. Dalibard, and W. Zwerger: Rev. Mod. Phys. **80** (2008) 885.
- 14) S. Giorgini, L. P. Pitaevskii, and S. Stringari: Rev. Mod. Phys. **80** (2008) 1215.
- 15) J. Luo and N. E. Bickers: Phys. Rev. B **48** (1993) 15983.
- 16) B. Kyung, S. Allen, and A. -M. S. Tremblay: Phys. Rev. B **64** (2001) 075116.
- 17) J. J. Deisz, D. W. Hess, and J. W. Serene: Phys. Rev. B **66** (2002) 014539.
- 18) A. Moreo and D. J. Scalapino: Phys. Rev. Lett. **66** (1991) 946; A. Moreo, D. J. Scalapino, and S. R. White: Phys. Rev. B **45** (1992) 7544.
- 19) M. Randeria, N. Trivedi, A. Moreo, and R. T. Scalettar: Phys. Rev. Lett. **69** (1992) 2001; N. Trivedi and M. Randeria: Phys. Rev. Lett. **75** (1995) 312.
- 20) J. M. Singer, M. H. Pedersen, T. Schneider, H. Beck, and H. -G. Matutis: Phys. Rev. B **54** (1996) 1286; J. M. Singer, T. Schneider, and M. H. Pedersen: Eur. Phys. J. B **2** (1998) 17.
- 21) M. Keller, W. Metzner, and U. Schollwöck: Phys. Rev. Lett. **86** (2001) 4612; J. Low Temp. Phys. **126** (2002) 961.
- 22) M. Capone, C. Castellani, and M. Grilli: Phys. Rev. Lett. **88** (2002) 126403.
- 23) A. Garg, H. R. Krishnamurthy, and M. Randeria: Phys. Rev. B **72** (2005) 024517.
- 24) J. Bauer, A. C. Hewson, and N. Dupuis: Phys. Rev. B **79** (2009) 214518.
- 25) A. Koga and P. Werner: Phys. Rev. A **84** (2011) 023638.
- 26) A. Toschi, P. Barone, M. Capone, and C. Castellani: New J. Phys. **7** (2005) 7; A. Toschi, M. Capone, and C. Castellani: Phys. Rev. B **72** (2005) 235118.
- 27) K. Dichtel, R. J. Jelitto, and H. Koppe: Z. Phys. **246** (1971) 248.
- 28) H. Shiba: Prog. Theor. Phys. **48** (1972) 2171.
- 29) Y. Nagaoka: Prog. Theor. Phys. **52** (1974) 1716.
- 30) M. C. Gutzwiller: Phys. Rev. Lett. **10** (1963) 159.
- 31) G. A. Medina, J. Simonin, and M. D. N. Regueiro: Phys. Rev. B **43** (1991) 6206.
- 32) M. C. Gutzwiller, Phys. Rev. **137** (1965) A1726.
- 33) H. Yokoyama and H. Shiba: J. Phys. Soc. Jpn. **56** (1987) 1490.
- 34) W. F. Brinkman and T. M. Rice: Phys. Rev. B **2** (1970) 4302.
- 35) Y. Y. Suzuki, S. Saito, and S. Kurihara: Prog. Theor. Phys. **102** (1999) 953.
- 36) S. Saito, H. Yoshimoto, Y. Y. Suzuki, and S. Kurihara: J. Phys. Soc. Jpn. **70** (2001) 1186.
- 37) J. Bünemann, F. Gebhard, K. Radnóczy, and P. Fazekas: J. Phys. Cond. Mat. **17** (2005) 3807.
- 38) W. L. McMillan: Phys. Rev. **138** (1965) A442.
- 39) D. Ceperley, G. V. Chester, and K. H. Kalos: Phys. Rev. B **16** (1977) 3081.
- 40) C. J. Umrigar, K. G. Wilson, and J. W. Wilkins: Phys. Rev. Lett. **60** (1988) 1719.
- 41) H. Yokoyama, Prog. Theor. Phys. **108** (2002) 59.
- 42) Y. Fujihara, A. Koga, and N. Kawakami: Phys. Rev. A **81** (2010) 063627.
- 43) T. Miyagawa and H. Yokoyama: J. Phys. Soc. Jpn. **80** (2011) 084705.
- 44) H. Yokoyama, T. Miyagawa, and M. Ogata: J. Phys. Soc. Jpn. **80** (2011) 084607.
- 45) S. Tamura and H. Yokoyama: to appear in Phys. Proc. (2012).
- 46) H. Yokoyama, Y. Tanaka, M. Ogata, and H. Tsuchiura: J. Phys. Soc. Jpn. **73** (2004) 1119.
- 47) H. Yokoyama, M. Ogata and Y. Tanaka: J. Phys. Soc. Jpn. **75** (2006) 114706.
- 48) R. Jastrow: Phys. Rev. **98** (1955) 1479.
- 49) V. J. Emery: Phys. Rev. B **14** (1976) 2989.
- 50) T. A. Kaplan, P. Horsch, and P. Fulde: Phys. Rev. Lett. **49** (1982) 889.
- 51) H. Yokoyama and H. Shiba: J. Phys. Soc. Jpn. **59** (1990) 3669.
- 52) C. -J. Huang, C. Filippi, and C. J. Umrigar: J. Chem. Phys. **108** (1998) 8838.
- 53) H. Yokoyama, M. Ogata, Y. Tanaka, K. Kobayashi, and H. Tsuchiura: unpublished.
- 54) F. C. Zhang, C. Gros, T. M. Rice, and H. Shiba: Supercond. Sci. Tech. **1** (1988) 36.
- 55) A. Paramekanti, M. Randeria and N. Trivedi: Phys. Rev. B **70** (2004) 054504.
- 56) For instance, R. P. Feynman, *Statistical Mechanics* (Benjamin, Reading, 1972).
- 57) L. F. Tocchio, F. Becca, and C. Gros: Phys. Rev. B **83** (2011) 195138.
- 58) The compressibility $\kappa = (n^2 \partial^2 E / \partial n^2)^{-1}$ of Ψ_N tends to be negative at high densities ($0.7 \lesssim n \lesssim 1.0$), whether the phase is Fermi liquid or spin-gapped. We leave it for future studies whether this instability against phase separation is intrinsic in the normal phase of AHM in 2D or an artifact of Ψ_N . As for Ψ_{SC} , κ is always positive.
- 59) M. Tinkham: *Introduction to Superconductivity* (McGraw-Hill, New York, 1975) p. 75.
- 60) P. F. Maldague: Phys. Rev. B **16** (1977) 2437.
- 61) B. Kyung, A. Georges, and A. -M. S. Tremblay: Phys. Rev. B **74** (2006) 024501.
- 62) Y. Nagaoka: Phys. Rev. **147** (1966) 392.
- 63) C. A. Regal, M. Greiner, S. Giorgini, M. Holland, and D. S. Jin: Phys. Rev. Lett. **95** (2005) 250404.
- 64) Onsite pair correlation $P(\mathbf{r}_\ell)$ is predominant at least for large $|U|/t$'s, but we leave the influence of longer-distance pairs for small $|U|/t$'s for a future study.
- 65) M. Guerrero, G. Ortiz, and J. E. Gubernatis: Phys. Rev. B **62** (2000) 600.
- 66) D. J. Scalapino, S. R. White, and S. Zhang: Phys. Rev. B **47** (1993) 7995.
- 67) M. E. Fisher, M. N. Barber, and D. Jasnow: Phys. Rev. A **8** (1973) 1111.
- 68) P. J. H. Denteneer, G. An, and J. M. J. van Leeuwen: Phys. Rev. B **47** (1993) 6256.
- 69) We checked whether the repulsive correlation factor \mathcal{P}_f [eq. (14)] between parallel spins greatly affects the value of ξ_{uu} . The resultant ξ_{uu} by $\mathcal{P}_F \Phi_{BCS}$ for $n = 0.26$ is only 1% longer than the value here.