

Stochastic resonance and fluctuation-dissipation relation in bistable systems with nonlinear dissipation and multiplicative noise

Hideo Hasegawa*

Department of Physics, Tokyo Gakugei University, Koganei, Tokyo 184-8501, Japan

(Dated: March 24, 2022)

Abstract

The stochastic resonance (SR) in bistable systems has been extensively discussed with the use of phenomenological Langevin models. We study SR of bistable systems coupled to a bath with a nonlinear system-bath interaction, by using the microscopic, generalized Caldeira-Leggett (CL) model. The adopted CL model yields the non-Markovian Langevin equation with nonlinear dissipation and state-dependent diffusion which preserve the fluctuation-dissipation relation (FDR). Results of our simulations are given as follows: (1) the spectral power amplification (SPA) exhibits SR not only for a and b but also for τ while the stationary probability distribution function is independent of them where a (b) denotes the magnitude of multiplicative (additive) noise and τ expresses the relaxation time of Ornstein-Uhlenbeck (OU) colored noise; (2) the SPA for coexisting additive and multiplicative noises has a single-peak but two-peak structure as functions of a , b and/or τ . These results (1) and (2) are qualitatively different from previous ones obtained by phenomenological Langevin models where the FDR is not held or indefinite, showing an importance of the FDR in a study on SR of open bistable systems.

PACS numbers: 05.10.Gg, 05.40.-a, 05.70.-a

*hideohasegawa@goo.jp

I. INTRODUCTION

In the last three decades since a seminal work of Benzi *et. al.* [1], extensive studies have been made on the stochastic resonance (SR) (for a recent review on SR, see Refs. [2, 3]). Theoretical studies on SR were made initially with the use of the overdamped Langevin model subjected to white noise given by

$$\gamma\dot{x} = -V'(x) + \sqrt{2D}\xi(t) + f(t), \quad (1)$$

where dot and prime stand for derivatives with respect to time and argument, respectively, γ denotes dissipation, D expresses the strength of noise, $\xi(t)$ is zero-mean Gaussian white noise with $\langle\xi(t)\xi(t')\rangle = \delta(t - t')$, and $f(t)$ signifies an applied period signal. It has been shown that the signal-to-noise ratio (SNR) of nonlinear systems to a small periodic signal is resonantly enhanced under some optimum level of noise, whose effect is called SR [2, 3]. The resonant activation occurs when the frequency of an applied periodic signal is near the Kramers escape rate of the transition from one potential minimum to another. Subsequent studies on SR have examined effects of colored noise (for a review on colored noise, see Ref. [4]). Calculations with the use of the universal colored-noise approximation (UCNA) [5] have shown that noise color suppresses SR monotonically with increasing its relaxation time τ [6–8]. In recent years, studies on SR have been made by using more sophisticated, correlated additive white and multiplicative colored noises [9–13]. SNR of the Langevin model subjected to such noises is shown to exhibit a complicated behavior as functions of magnitudes of additive and multiplicative noises and the correlation strength between the two noises [11–13]. For example, SNR may have the bimodal structure when these parameters are varied.

It should be noted that Langevin equations having been adopted for studies on SR are mainly phenomenological ones [6–13] which have some deficits such as a lack of the fluctuation-dissipation relation (FDR). We expect that in almost all real, non-isolated systems, the environment acts as a thermal bath which is a source of noise. The microscopic origin of additive noise has been proposed within a framework of the Caldeira-Leggett (CL)-type model with the system-bath Hamiltonian [14–16]. The CL model with a linear system-bath coupling leads to the non-Markovian Langevin equation where a memory kernel and noise term are expressed in terms of bath variables and they satisfy the FDR [14–16]. The FDR implies that dissipation and diffusion come from the same origin. The importance of

FDR in a study on SR has been pointed out in Ref. [17]. It has been shown [17] that in the overdamped Langevin model with a memory kernel consisting of local and nonlocal terms which satisfies the FDR, the SR is suppressed for a small τ but enhanced for a large τ with the minimum at a moderate τ , related discussion being made in Sec. IV B.

The physics of state-dependent diffusion may be described phenomenologically in a number of ways. For example, a diffusion term in Eq. (1) may be generalized as

$$\sqrt{2D}\xi(t) \rightarrow \sqrt{2D} G(x)\xi(t), \quad (2)$$

$$\rightarrow \sqrt{2A}\xi_1(t) + \sqrt{2M}G(x)\xi_2(t), \quad (3)$$

where $G(x)$ is a function of x , A and M denote strengths of additive and multiplicative noises, respectively, and $\xi_1(t)$ and $\xi_2(t)$ are white noises. However, a phenomenological diffusion term given by Eq. (2) or (3) has no microscopic bases and the FDR for such a diffusion is not definite [18]. The microscopic origin of multiplicative noise may be accounted for within the framework of the CL model including a nonlinear system-bath coupling, which yields the non-Markovian Langevin equation with multiplicative noise preserving the FDR [19, 20]. The nature of nonlinear dissipation and multiplicative noise has been recently explored with renewed interest [21–23]. Nonlinear dissipation and multiplicative noise have been recognized as important ingredients in several fields such as mesoscopic scale systems [24, 25] and ratchet problems [26–29].

Quite recently, we have studied the generalized CL model for an open harmonic oscillator which includes nonlinear, nonlocal dissipation and multiplicative diffusion [30]. It has been shown that the stationary probability distribution function (PDF) is independent of magnitudes of additive and multiplicative noises and of the relaxation time of colored noise [21–23, 30], although the response to an applied input depends on noise parameters [30]. This is in contrast with previous studies [18, 31, 32] which show that the stationary PDF of the Langevin model for the harmonic potential is Gaussian or non-Gaussian, depending on magnitudes of additive and multiplicative noises. We expect that when the generalized CL model with a nonlinear coupling [21–23, 30] is applied to a bistable system, properties of the calculated SR may be rather different from those derived by the phenomenological Langevin models [4, 6–13, 17]. It is the purpose of the present paper to make a detailed study on SR of an open bistable system described by the microscopic, generalized CL model with nonlinear, nonlocal dissipation and state-dependent diffusion [30], and to examine an

importance of the FDR in a study on SR. Although the UCNA has been employed in many studies on SR for colored noise [9–13] because it is exact both for $\tau = 0.0$ and $\tau = \infty$ [5], its validity within $O(\tau)$ is not justified [33, 34]. In this study, we investigate SR in a wide range of τ value by simulations.

The paper is organized as follows. In Sec. II, we briefly summarize the non-Markovian Langevin equation derived from the generalized CL model with Ornstein-Uhlenbeck (OU) colored noise [21–23, 30]. In Sec. III, after studying the stationary PDF, we investigate SR of an open bistable system for three cases: additive noise, multiplicative noise, and coexisting additive and multiplicative noises. In Sec. IV, we examine the validity of SR studies in underdamped Markovian approximation for additive colored noise [8] (Sec. IV A), overdamped non-Markovian Langevin equation for additive colored noise [17] (Sec. IV B), overdamped Markovian approximation for additive colored noise [4, 6, 7] (Sec. IV C), and overdamped Markovian approximation for coexisting additive and multiplicative white noises [18, 31, 32] (Sec. IV D). Sec. V is devoted to our conclusion.

II. THE GENERALIZED CL MODEL

A. Non-Markovian Langevin equation

We consider a system of a Brownian particle coupled to a bath consisting of N -body uncoupled oscillators which is described by the generalized CL model [21–23, 30],

$$H = H_S + H_B + H_I, \quad (4)$$

with

$$H_S = \frac{p^2}{2} + V(x), \quad (5)$$

$$H_B + H_I = \sum_{n=1}^N \left\{ \frac{p_n^2}{2m_n} + \frac{m_n \omega_n^2}{2} \left(q_n - \frac{c_n \phi(x)}{m_n \omega_n^2} \right)^2 \right\}. \quad (6)$$

Here H_S , H_B and H_I express Hamiltonians of the system, bath and interaction, respectively; x , p and $V(x)$ denote position, momentum and potential, respectively, of the system where a mass of Brownian particle is unity ($M = 1$); q_n , p_n , m_n and ω_n stand for position, momentum, mass and oscillator frequency, respectively, of the bath; the system couples

to the bath nonlinearly through a function $\phi(x)$. The original CL model adopts a linear system-bath coupling with $\phi(x) = x$ in Eq. (6) which yields additive noise [16].

From Eqs. (4)-(6), we obtain first-order differential equations for x , p , q_n and p_n given by

$$\dot{x} = p, \quad (7)$$

$$\dot{p} = -V'(x) + \phi'(x) \sum_n c_n \left(q_n - \frac{c_n \phi(x)}{m_n \omega_n^2} \right), \quad (8)$$

$$\dot{q}_n = p_n, \quad (9)$$

$$\dot{p}_n = -m_n \omega_n^2 q_n + c_n \phi(x), \quad (10)$$

which lead to

$$\ddot{x} = -V'(x) + \phi'(x) \sum_n c_n \left(q_n - \frac{c_n \phi(x)}{m_n \omega_n^2} \right), \quad (11)$$

$$m_n \ddot{q}_n = -m_n \omega_n^2 q_n + c_n \phi(x). \quad (12)$$

A substitution of a formal solution of q_n of Eq. (12) into Eq. (11) yields the generalized Langevin equation given by [16, 19–21, 30]

$$\ddot{x}(t) = -V'(x(t)) - \phi'(x(t)) \int_0^t \gamma(t-t') \phi'(x(t')) \dot{x}(t') dt' + \phi'(x(t)) \zeta(t), \quad (13)$$

with

$$\gamma(t) = \sum_{n=1}^N \left(\frac{c_n^2}{m_n \omega_n^2} \right) \cos \omega_n t, \quad (14)$$

$$\zeta(t) = \sum_{n=1}^N \left\{ \left[\frac{m_n \omega_n^2}{c_n} q_n(0) - \phi(x(0)) \right] \left(\frac{c_n^2}{m_n \omega_n^2} \right) \cos \omega_n t + \left(\frac{c_n p_n(0)}{m_n \omega_n} \right) \sin \omega_n t \right\}, \quad (15)$$

where $\gamma(t-t')$ denotes the nonlocal memory kernel and $\zeta(t)$ stands for noise. Dissipation and diffusion terms given by Eqs. (14) and (15), respectively, satisfy the FDR:

$$\langle \zeta(t) \zeta(t') \rangle_0 = k_B T \gamma(t-t'), \quad (16)$$

where the bracket $\langle \cdot \rangle_0$ stands for the average over initial states of $q_n(0)$ and $p_n(0)$ [19–21], and T expresses the temperature of the bath.

In the case of $N \rightarrow \infty$, the memory kernel $\gamma(t)$ given by Eq. (14) is characterized by the spectral density $J(\omega)$,

$$\gamma(t) = \frac{2}{\pi} \int_0^\infty \frac{J(\omega) \cos \omega t}{\omega} d\omega, \quad (17)$$

with

$$J(\omega) = \frac{\pi}{2} \sum_{n=1}^N \frac{c_n^2}{m_n \omega_n} \delta(\omega - \omega_n), \quad (18)$$

where the spectral density signifies the imaginary part of the Fourier transform of the retarded dynamical susceptibility of the oscillator bath [16]. When assuming the Ohmic spectral density [16],

$$J(\omega) = \gamma_0 \omega \Theta(\omega_c - \omega), \quad (19)$$

we obtain the (local) kernel given by

$$\gamma(t - t') = 2\gamma_0 \delta(t - t'), \quad (20)$$

where the cut-off frequency ω_c is taken to be $\omega_c \rightarrow \infty$ and $\Theta(x)$ denotes the Heaviside function: $\Theta(x) = 1$ for $x \geq 0$ and zero otherwise.

In the present study, we have adopted the Drude-type spectral density,

$$J(\omega) = \frac{\gamma_0 \omega}{(1 + \omega^2 \tau^2)}, \quad (21)$$

to obtain the OU kernel given by

$$\gamma(t - t') = \left(\frac{\gamma_0}{\tau}\right) e^{-|t-t'|/\tau}, \quad (22)$$

where γ_0 and τ stand for the magnitude and relaxation time, respectively. The FDR in Eq. (16) leads to the correlation of OU colored noise,

$$\langle \zeta(t) \zeta(t') \rangle = k_B T \gamma(t - t') = \left(\frac{k_B T \gamma_0}{\tau}\right) e^{-|t-t'|/\tau}. \quad (23)$$

The OU colored noise may be generated by the differential equation,

$$\dot{\zeta}(t) = -\frac{\zeta(t)}{\tau} + \frac{\sqrt{2k_B T \gamma_0}}{\tau} \xi(t), \quad (24)$$

where $\xi(t)$ expresses white noise with

$$\langle \xi(t) \rangle = 0, \quad \langle \xi(t) \xi(t') \rangle = \delta(t - t'). \quad (25)$$

Equations (24) and (25) yield the stationary PDF of colored noise given by

$$P(\zeta) \propto e^{-(\beta\tau/2\gamma_0) \zeta^2}, \quad (26)$$

where $\beta = 1/k_B T$.

In order to transform the non-Markovian Langevin equation given by Eq. (13) into more tractable multiple differential equations, we introduce a new variable $u(t)$ [20, 23]

$$u(t) = - \int_0^t \gamma(t-t') \phi'(x(t')) \dot{x}(t') dt', \quad (27)$$

which yields four first-order differential equations for $x(t)$, $p(t)$, $u(t)$ and $\zeta(t)$ given by

$$\dot{x}(t) = p(t), \quad (28)$$

$$\dot{p}(t) = -V'(x) + \phi'(x(t)) u(t) + \phi'(x(t)) \zeta(t), \quad (29)$$

$$\dot{u}(t) = -\frac{u(t)}{\tau} - \left(\frac{\gamma_0}{\tau}\right) \phi'(x(t)) p(t), \quad (30)$$

$$\dot{\zeta}(t) = -\frac{\zeta(t)}{\tau} + \frac{\sqrt{2k_B T \gamma_0}}{\tau} \xi(t). \quad (31)$$

From Eqs. (28)-(31), we obtain the multi-variate Fokker-Planck equation (FPE) for distribution of $P(x, p, u, \zeta, t)$,

$$\begin{aligned} \frac{\partial P(x, p, u, \zeta, t)}{\partial t} &= -\frac{\partial}{\partial x} p P(x, p, u, \zeta, t) \\ &- \frac{\partial}{\partial p} [-V'(x) + \phi'(x)u + \phi'(x)\zeta] P(x, p, u, \zeta, t) \\ &- \frac{\partial}{\partial u} \left[\frac{u}{\tau} + \left(\frac{\gamma_0}{\tau}\right) \phi'(x)p \right] P(x, p, u, \zeta, t) + \frac{\partial}{\partial \zeta} \left(\frac{\zeta}{\tau} \right) P(x, p, u, \zeta, t) \\ &+ \left(\frac{k_B T \gamma_0}{\tau^2} \right) \frac{\partial^2}{\partial \zeta^2} P(x, p, u, \zeta, t). \end{aligned} \quad (32)$$

The stationary PDF is given by [20]

$$P(x, p) = \int P(x, p, u, \zeta) du d\zeta \propto e^{-\beta[p^2/2+V(x)]}. \quad (33)$$

B. Markovian Langevin equation

It is worthwhile to examine the local limit of Eq. (16),

$$\langle \zeta(t)\zeta(t') \rangle_0 = k_B T \gamma(t-t') = 2k_B T \gamma_0 \delta(t-t'), \quad (34)$$

leading to the Markovian Langevin equation given by

$$\ddot{x}(t) = -V'(x(t)) - \gamma_0 \phi'(x(t))^2 \dot{x}(t) + \sqrt{2k_B T} \phi'(x) \xi(t), \quad (35)$$

where the FDR is preserved. It is evident that the Markovian Langevin equation becomes a good approximation of the non-Markovian one in the limit of $\tau \rightarrow 0$.

From Eq. (35), we obtain first-order differential equations given by

$$\dot{x}(t) = p(t), \quad (36)$$

$$\dot{p}(t) = -V'(x) - \gamma_0 \phi'(x(t))^2 p(t) + \sqrt{2k_B T \gamma_0} \phi'(x(t)) \xi(t). \quad (37)$$

The relevant FPE for the PDF of $P(x, p, t)$ is expressed by

$$\begin{aligned} \frac{\partial P(x, p, t)}{\partial t} = & -\frac{\partial}{\partial x} p P(x, p, t) + \frac{\partial}{\partial p} [V'(x) + \gamma_0 \phi'(x)^2 p] P(x, p, t) \\ & + k_B T \gamma_0 \frac{\partial}{\partial p} \phi'(x) \frac{\partial}{\partial p} \phi'(x) P(x, p, t). \end{aligned} \quad (38)$$

The stationary distribution of Eq. (38) is given by

$$P(x, p) \propto e^{-\beta[p^2/2+V(x)]}, \quad (39)$$

which is consistent with the result of the non-Markovian Langevin equation given by Eq. (33).

C. Overdamped Markovian Langevin equation

We will derive the overdamped Langevin equation from the Markovian Langevin model given by Eq. (35). The overdamped limit of the Markovian Langevin equation is conventionally derived with setting $\ddot{x} = 0$ in Eq. (35). This is, however, not the case because dissipation and diffusion terms are state dependent in Eq. (35). Sancho, San Miguel and Dürr [35] have developed an adiabatic elimination procedure to obtain an exact overdamped Langevin equation and its FPE. In order to adopt their method [35], we rewrite Eq. (35) as

$$\ddot{x}(t) = -V'(x(t)) - \lambda(x(t))\dot{x}(t) + g(x(t)) \xi(t), \quad (40)$$

with

$$\lambda(x) = \gamma_0 \phi'(x)^2, \quad (41)$$

$$g(x) = \sqrt{2k_B T \gamma_0} \phi'(x). \quad (42)$$

By the adiabatic elimination in Eq. (40) after Ref. [35], the FPE in the Stratonovich interpretation is given by

$$\frac{\partial P(x, t)}{\partial t} = \frac{\partial}{\partial x} \frac{1}{\lambda(x)} \left[V'(x) + k_B T \frac{\partial}{\partial x} \right] P(x, t), \quad (43)$$

where we employ the relation: $g(x)^2 = 2k_B T \lambda(x)$ derived from Eqs. (41) and (42). The relevant Langevin equation is given by [35]

$$\dot{x} = -\frac{V'(x)}{\lambda(x)} - \frac{1}{2\lambda(x)^2} g'(x)g(x) + \frac{g(x)}{\lambda(x)} \xi(t). \quad (44)$$

Note that the second term of Eq. (44) does not appear when we obtain the overdamped Langevin equation by simply setting $\ddot{x} = 0$ in Eq. (40). It is easy to see that the stationary distribution of Eq. (43) is given by

$$P(x) \propto e^{-\beta V(x)}. \quad (45)$$

III. BISTABLE SYSTEMS

A. Stationary PDF

We apply the generalized CL model mentioned in the preceding section to a bistable system, where $V(x)$ and $\phi(x)$ in Eqs. (4)-(6) are given by

$$V(x) = \frac{x^4}{4} - \frac{x^2}{2}, \quad (46)$$

$$\phi(x) = \frac{ax^2}{2} + bx \quad (a \geq 0, b \geq 0), \quad (47)$$

a and b denoting magnitudes of multiplicative and additive noises, respectively. The symmetric bistable potential given by Eq. (46) has two stable minima at $x = \pm 1.0$ and unstable maximum at $x = 0.0$. The height of the potential barrier is given by $\Delta \equiv V(0) - V(\pm 1) = 0.25$.

First we show calculations of the stationary PDF in the equilibrium state. We have solved Eqs. (28)-(31) by using the Heun method [36, 37] with a time step of 0.001 for parameters of $\gamma_0 = 1.0$ and $k_B T = \Delta = 0.25$. Simulations of Eqs. (28)-(31) have been performed for $0 \leq t < 1000.0$ with discarding initial results at $t < 200.0$. Calculated results to be reported are averaged over 10 000 runs with initial states of Gaussian-distributed $x(0)$, $p(0)$ and $\zeta(0)$ with $\langle x(0) \rangle = \langle p(0) \rangle = \langle \zeta(0) \rangle = 0$, $\langle x(0)^2 \rangle = \langle p(0)^2 \rangle = k_B T$, and $\langle \zeta(0)^2 \rangle = k_B T \gamma_0 / \tau$. An initial condition of $u(0) = 0$ has been used in all simulations.

Calculated marginal PDFs of $P(x)$, $P(p)$, $P(u)$ and $P(\zeta)$ are shown in Figs. 1(a), (b), (c) and (d), respectively, where four sets of parameters are adopted: $(a, b, \tau) = (1, 0, 10.0)$ (solid curves), $(1, 0, 0.1)$ (dashed curves), $(0, 1, 10.0)$ (chain curves) and $(0, 1, 0.1)$ (dotted curves). We note that $P(x)$ and $P(p)$ in Figs. 1(a) and (b) are independent of the parameters of

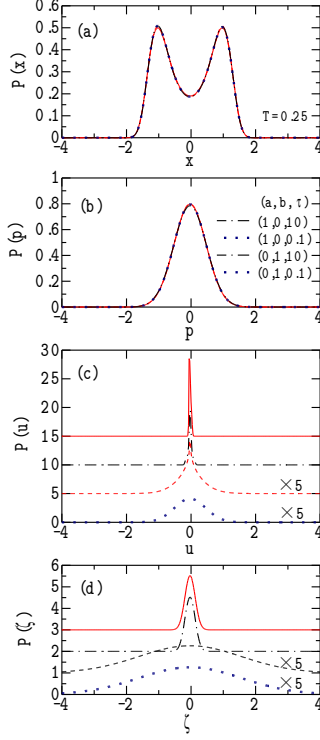


FIG. 1: (Color online) Marginal PDFs of (a) $P(x)$, (b) $P(p)$, (c) $P(u)$ and (d) $P(\zeta)$ for $(a, b, \tau) = (1, 0, 10.0)$ (solid curves), $(1, 0, 0.1)$ (dashed curves), $(0, 1, 10.0)$ (chain curves), and $(0, 1, 0.1)$ (dotted curves) calculated by simulations with $\gamma_0 = 1.0$ and $k_B T = \Delta = 0.25$. $P(x)$ and $P(p)$ in (a) and (b) are indistinguishable among the four sets of (a, b, τ) . $P(u)$ and $P(\zeta)$ for $(a, b, \tau) = (1, 0, 0.1)$ and $(0, 1, 0.1)$ are multiplied by a factor of five in (c) and (d) where PDFs are arbitrarily shifted for a clarity of figures.

(a, b, τ) although $P(u)$ and $P(\zeta)$ in Figs. 1(c) and (d) depend on them. Calculated $P(x)$ and $P(p)$ are in good agreement with marginal PDFs obtained by

$$P(x) = \int P(x, p) dp \propto e^{-\beta V(x)}, \quad (48)$$

$$P(p) = \int P(x, p) dx \propto e^{-\beta p^2/2}, \quad (49)$$

which show that $P(x)$ has the typical bimodal structure while $P(p)$ is Gaussian. Equation (26) shows that $P(\zeta)$ is the Gaussian PDF whose variance depends on τ for fixed γ_0 and T . In contrast, Fig. 1(c) shows that $P(u)$ is Gaussian PDF for additive noise but non-Gaussian

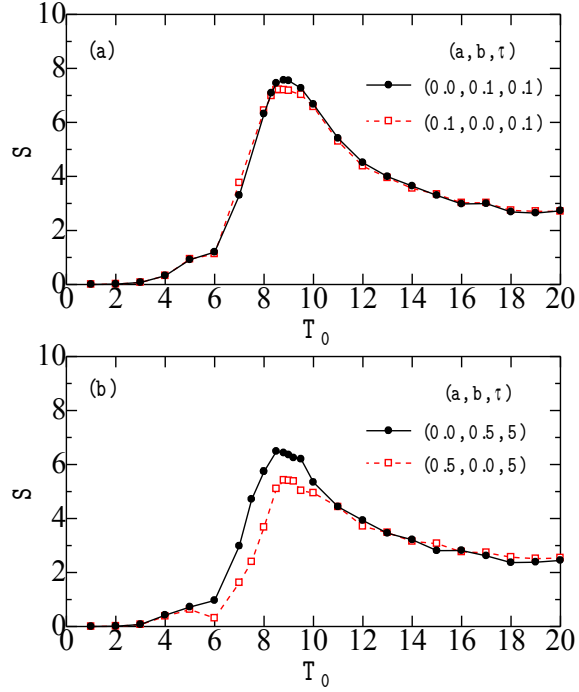


FIG. 2: (Color online) (a) SPA (S) as a function of a period of an input (T_0) for $(a, b, \tau) = (0.0, 0.1, 0.1)$ (solid curve) and $(0.1, 0.0, 0.1)$ (dashed curve). (b) S as a function of T_0 for $(a, b, \tau) = (0.0, 0.5, 5.0)$ (solid curve) and $(0.5, 0.0, 5.0)$ (dashed curve).

PDF for multiplicative noise. Properties of stationary PDFs for bistable potential shown in Fig. 1 are similar to those for harmonic oscillators except for $P(x)$ (see Fig. 1 of Ref. [30]).

B. Stochastic resonance

1. Spectral power amplification

We investigate SR, applying a small sinusoidal input signal given by

$$f(t) = g \cos\left(\frac{2\pi t}{T_0}\right) = g \cos \omega_0 t, \quad (50)$$

where g , T_0 and ω_0 ($= 2\pi/T_0$) denote its magnitude, period and frequency, respectively. A sinusoidal input given by Eq. (50) yields an averaged output given by

$$\mu(t) = \langle x(t) \rangle, \quad (51)$$

where $\langle \cdot \rangle$ denotes the average over trials. We evaluate the spectral power amplification (SPA) S defined by

$$S = \frac{|\mu[\omega_0]|^2}{|f[\omega_0]|^2}, \quad (52)$$

where $f[\omega]$ and $\mu[\omega]$ are Fourier transforms of $f(t)$ and $\mu(t)$, respectively. Simulation procedures are the same as those for a calculation of stationary PDFs except for initial conditions of $x(0)$ and $p(0)$ which are taken to be $x(0) = 1.0$ and $p(0) = 0.0$. Direct simulations of Eqs. (28)-(31) have been made for sets of a , b , τ , g and T_0 averaged over 10 000 runs.

Figure 2(a) shows SPA (S) as a function of a period of an external input (T_0) with $g = 0.05$ for two sets of parameters: $(a, b, \tau) = (0.0, 0.1, 0.1)$ (solid curve) and $(0.1, 0.0, 0.1)$ (dashed curve), the former (latter) corresponding to additive (multiplicative) noise only. SPAs for both sets of parameters have maxima at $T_0 \sim 9$. It is interesting that S for additive noise nearly coincides with that for multiplicative noise. This coincidence, however, is not realized for a larger τ and/or b as shown in Fig. 2(b) where similar plots of the T_0 dependence of S are presented for different two sets of parameters: $(a, b, \tau) = (0.0, 0.5, 5)$ (solid curve) and $(0.5, 0.0, 5)$ (dashed curve). Resonances of S in Fig. 2(b) are again realized at about $T_0 \sim 9$ which coincides with the result in Fig. 2(a). This arises from the fact that an increase in the inverse of the Kramers rate with an increase of τ from $\tau = 0.1$ to $\tau = 5.0$ is approximately compensated by its decrease with an increase of b from $b = 0.1$ to $b = 0.5$. Figures 2(a) and 2(b) clearly show the resonant behavior of S when a period of an external sinusoidal input T_0 is varied. In the following, we will separately present simulation results for three types of colored noises: additive, multiplicative, and coexisting additive and multiplicative noises with fixed values of $T_0 = 10.0$ and $g = 0.05$.

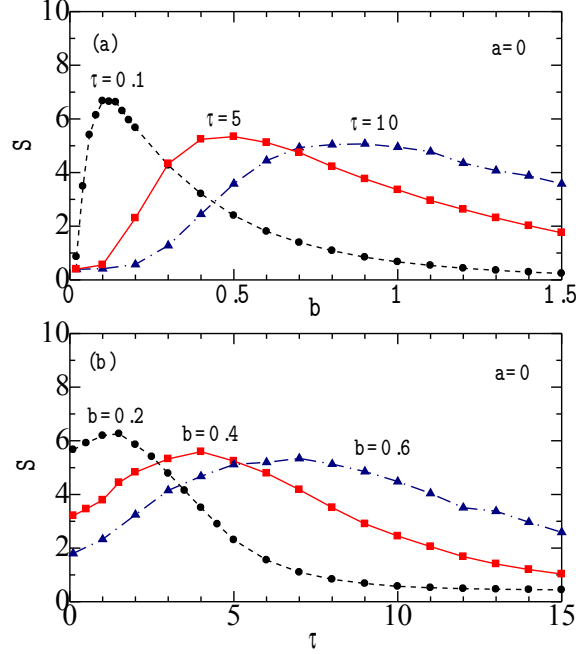


FIG. 3: (Color online) (a) SPA S for additive colored noise as a function of b with $\tau = 0.1$ (dashed curve), $\tau = 5.0$ (solid curve) and $\tau = 10.0$ (chain curve). (b) S as a function of τ with $b = 0.2$ (dashed curve), $b = 0.4$ (solid curve) and $b = 0.6$ (chain curve) ($a = 0.0$, $g = 0.05$ and $T_0 = 10.0$).

2. Case of additive colored noise

First we apply only additive colored noise ($a = 0.0$) to the system. Figure 3(a) shows SPA as a function of b for $\tau = 0.1$ (dashed curve), $\tau = 5.0$ (solid curve) and $\tau = 10.0$ (dashed curve). With increasing τ , the b value where S has the maximum is increased, and the maximum value of S (S_{max}) is gradually decreased with the wider distribution of S . Figure 3(b) shows the τ dependence of S calculated for $b = 0.2$ (dashed curve), $b = 0.4$

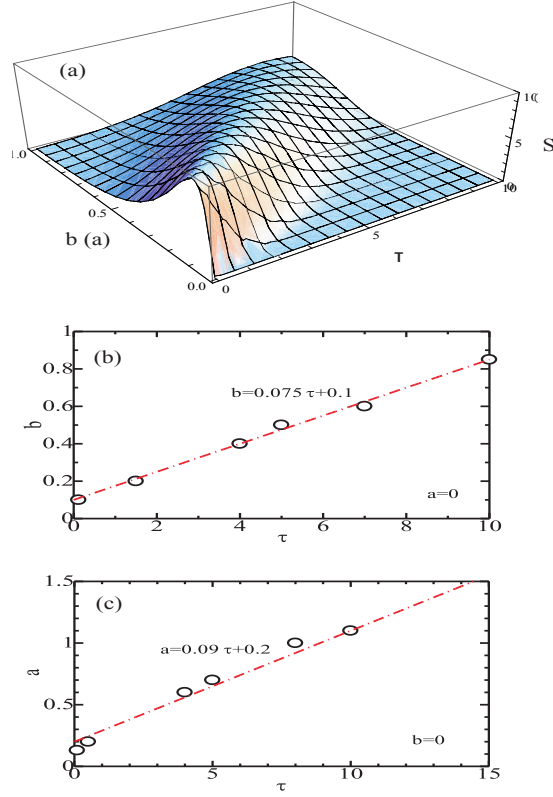


FIG. 4: (Color online) (a) A schematic plot of S as functions of b and τ (a and τ) for additive (multiplicative) noise. (b) Locations of S_{max} for additive colored noise in the b - τ plane obtained by simulations (circles), the chain line being expressed by $b = 0.075\tau + 0.1$. (c) Locations of S_{max} for multiplicative colored noise in the a - τ plane obtained by simulations (circles), the chain line being expressed by $a = 0.09\tau + 0.2$.

(solid curve) and $b = 0.6$ (dashed curve). S_{max} in Figs. 3(a) and 3(b) is observed at a larger b for a larger τ and vice versa.

Figure 4(a) shows a schematic plot of S as functions of b and τ , which is estimated from simulation results shown in Figs. 3(a) and 3(b). We note that with increasing b or τ , a location of S_{max} departs from the origin of $(b, \tau) = (0.0, 0.0)$ and the magnitude of S_{max} is gradually decreased. Circles in Fig. 4(b) denote locations of S_{max} in the b - τ plane obtained by simulations shown in Figs. 3(a) and (b). S_{max} nearly locates along the chain curve

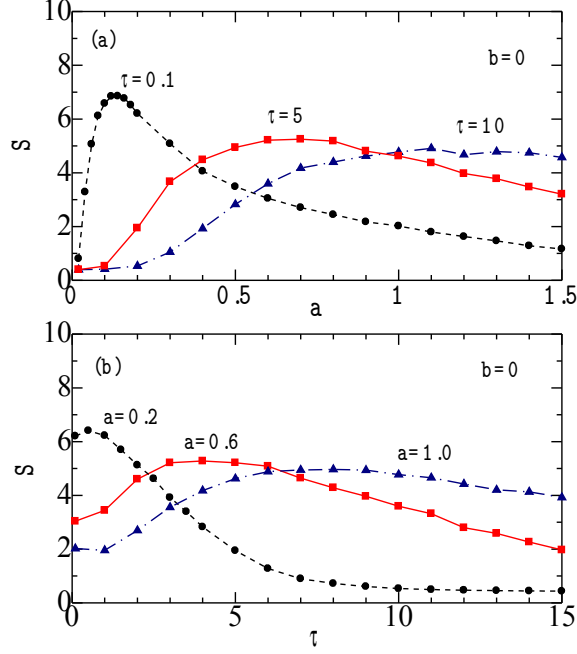


FIG. 5: (Color online) (a) SPA S for multiplicative colored noise as a function of a with $\tau = 0.1$ (dashed curve), $\tau = 5.0$ (solid curve) and $\tau = 10.0$ (chain curve). (b) S as a function of τ with $a = 0.2$ (dashed curve), $a = 0.6$ (solid curve) and $a = 1.0$ (chain curve) ($b = 0.0$, $g = 0.05$ and $T_0 = 10.0$).

expressed by $b = 0.075\tau + 0.1$. Fig. 4(c) will be explained shortly.

3. Case of multiplicative colored noise

Figure 5(a) shows the a dependence of S when we apply only multiplicative colored noise with $\tau = 0.1$ (dashed curve), $\tau = 5.0$ (solid curve) and $\tau = 10.0$ (dashed curve). With

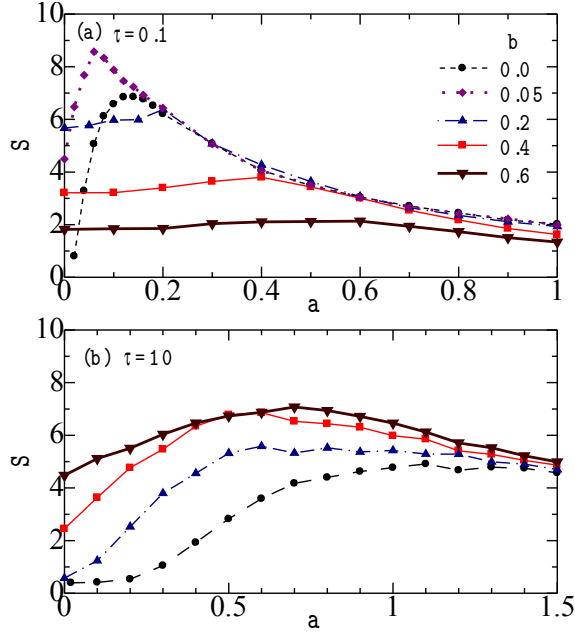


FIG. 6: (Color online) SPA S for coexisting additive and multiplicative colored noises with (a) $\tau = 0.1$ and (b) $\tau = 10.0$: $b = 0.0$ (dashed curves), $b = 0.05$ (dotted curves), $b = 0.2$ (chain curves), $b = 0.4$ (solid curves), and $b = 0.6$ (bold solid curve) ($g = 0.05$ and $T_0 = 10.0$).

increasing τ , the position of S_{max} moves to a larger a and S_{max} is gradually decreased. Figure 5(b) shows the τ dependence of S calculated for $a = 0.2$ (dashed curve), $a = 0.6$ (solid curve) and $b = 1.0$ (dashed curve).

We expect from simulation results in Figs. 5(a) and 5(b) that the a - and τ -dependent SPA is given by Fig. 4(a) where we read the b axis as the a axis. As in the case where additive colored noise is added, a location of S_{max} departs from the origin of $(a, \tau) = (0.0, 0.0)$ and S_{max} is gradually decreased with increasing a or τ . Circles in Fig. 4(c) denote locations of

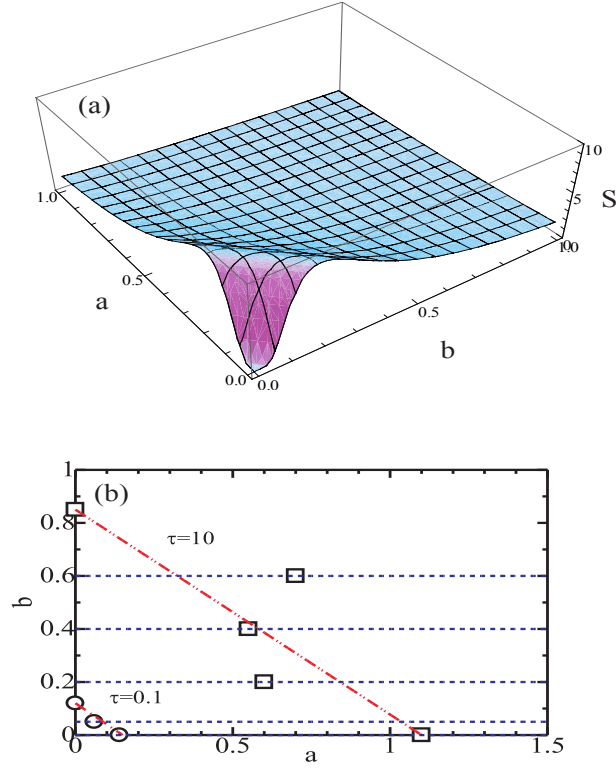


FIG. 7: (Color online) (a) A schematic plot of S as functions of a and b for coexisting additive and multiplicative noises. (b) Locations of S_{max} in the a - b plane: circles and squares denote S_{max} for $\tau = 0.1$ and $\tau = 10.0$, respectively, obtained by simulations, chain and double-chain curves being shown for a guide of the eye. Along dashed lines, a value in Fig. 6(a) or 6(b) is changed for a given b .

S_{max} in the a - τ plane obtained by simulations shown in Figs. 5(a) and (b). S_{max} nearly locates along the chain curve expressed by $a = 0.09\tau + 0.2$.

4. Case of coexisting additive and multiplicative colored noises

Next we study the case where both additive and multiplicative colored noises are applied to the system. Figure 6(a) shows the a dependence of S for $\tau = 0.1$ with $b = 0.0$ (dashed

curves), $b = 0.05$ (dotted curve), $b = 0.2$ (chain curves) and $b = 0.4$ (solid curves). The dashed curve for $b = 0.0$ shows that S has the maximum at $a \simeq 0.14$, as having been shown in Fig. 5(a). With adding small additive noise of $b = 0.05$, S_{max} is increased and its location moves to a smaller value of $a \simeq 0.05$. With further increase of b (≥ 0.2), however, the magnitude of S is gradually decreased and its maximum becomes obscure. A similar a dependence of S for $\tau = 10.0$ is plotted in Fig. 6(b) where S is monotonously increased with increasing b .

Figure 7(a) expresses a schematic plot of S as functions of a and b for the case of coexisting additive and multiplicative colored noises, which are estimated from results of simulations shown in Figs. 6(a) and 6(b). S has a small value at the origin of $(a, b) = (0.0, 0.0)$. With departing from the origin by increases of a and/or b , S is first increased and then decreased after passing the maximum. Circles and squares in Fig. 7(b) denote locations of S_{max} in the a - b plane obtained for $\tau = 0.1$ and $\tau = 10.0$, respectively, from Figs. 6(a) and 6(b). S_{max} nearly locates along a chain (double-chain) curve for $\tau = 0.1$ ($\tau = 10.0$): in the case of $\tau = 10.0$ locations of S_{max} are scattered because maximum of S become obscure [Fig. 6(b)].

Dashed lines in Fig. 7(b) express traces along which a value is changed for a given b in Figs. 6(a) and 6(b). With increasing b in Fig. 6(a) for $\tau = 0.1$, the magnitude of a -dependent S is decreased because a dashed line departs from the maximum expressed by a chain curve in Fig. 7(b), except for $b = 0.05$ for which the a -dependent S is increased. In contrast, with increasing b in Fig. 6(b) for $\tau = 10.0$, the magnitude of the a -dependent S is increased, particularly for $a < 0.5$, because a dashed line approaches the maximum expressed by a double-chain curve in Fig. 7(b). These explain the difference of the b dependences of S in Figs. 7(a) and 7(b).

IV. DISCUSSION

A. Underdamped Markovian approximation for additive colored noise

We will examine the local approximation to the non-Markovian Langevin equation given by Eq. (13) for additive colored noise ($\phi'(x) = b$)

$$\ddot{x} = -V'(x) - b^2 \int_0^t \gamma(t-t') \dot{x}(t') dt' + b \zeta(t) + f(t), \quad (53)$$

with the nonlocal memory kernel and OU colored noise given by

$$\gamma(t-t') = \left(\frac{\gamma_0}{\tau_m}\right) e^{-|t-t'|/\tau_m}, \quad (54)$$

$$\langle \zeta(t)\zeta(t') \rangle = \left(\frac{k_B T \gamma_0}{\tau_c}\right) e^{-|t-t'|/\tau_c}, \quad (55)$$

which preserve the FDR for $\tau_c = \tau_m (= \tau)$. Here we distinguish between τ_m and τ_c which express relaxation times of the memory kernel and colored noise, respectively, for a later convenience. As mentioned in Sec. II B, when employing the local limit with $\tau_m \rightarrow 0$ and $\tau_c \rightarrow 0$ given by Eq. (34),

$$\langle \zeta(t)\zeta(t') \rangle = k_B T \gamma(t-t') = 2k_B T \gamma_0 \delta(t-t'), \quad (56)$$

we obtain the Markovian Langevin equation for a local kernel with white noise given by

$$\ddot{x} = -V'(x) - b^2 \gamma_0 \dot{x} + \sqrt{2k_B T \gamma_0} b \xi(t) + f(t), \quad (57)$$

where $\xi(t)$ denotes white noise given by Eq. (25).

If we adopt a local approximation with $\tau_m \rightarrow 0$ but $\tau_c \geq 0$ yielding

$$\gamma(t-t') = 2\gamma_0 \delta(t-t'), \quad (58)$$

$$\langle \zeta(t)\zeta(t') \rangle = \left(\frac{k_B T \gamma_0}{\tau_c}\right) e^{-|t-t'|/\tau_c}, \quad (59)$$

Eq. (53) reduces to the Markovian Langevin equation for a local kernel with colored noise given by

$$\ddot{x} = -V'(x) - b^2 \gamma_0 \dot{x} + b \zeta(t) + f(t), \quad (60)$$

which is different from Eq. (57). We should note that the memory kernel and colored noise given by Eqs. (58) and (59) do not satisfy the FDR for $\tau_c \neq 0.0$, while those given by Eqs. (54), (55) and (56) hold the FDR. The Markovian Langevin equation [Eq. (60)] with OU colored noise given by Eq. (59) has been employed for a study on SR in Ref. [8].

Solid curves in Fig. 8 show the τ dependence of S calculated by the non-Markovian Langevin equation [Eq. (53)] for $b = 0.2$ (circles), 0.4 (squares) and 0.6 (triangle) with $k_B T = 0.25$, $\gamma_0 = 1.0$, $g = 0.05$ and $T_0 = 10.0$, which show the maxima as having been explained in Fig. 3(b). Dashed curves express relevant plots of S as a function of $\tau_c (= \tau)$ for (underdamped) Markovian Langevin equation [Eq. (60)] with OU noise given by Eq. (59).

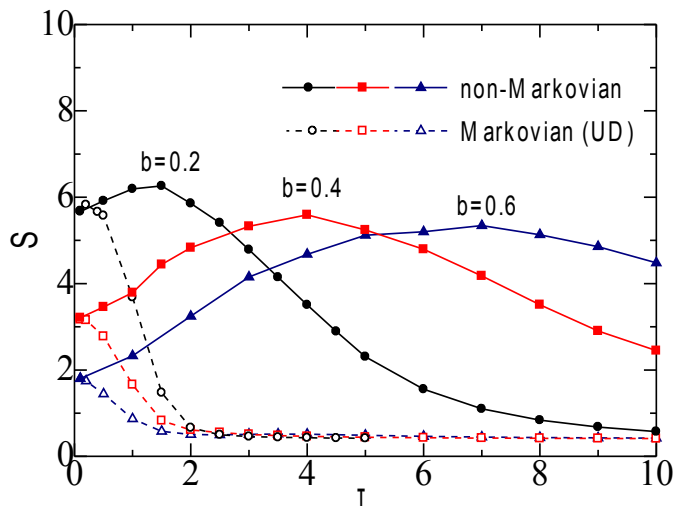


FIG. 8: (Color online) The τ dependence of S for additive noise ($a = 0.0$) calculated by non-Markovian Langevin equation [Eq. (53)] (solid curves) and underdamped (UD) Markovian approximation [Eq. (60)] (dashed curves) with $b = 0.2$ (circles), $b = 0.4$ (squares) and $b = 0.6$ (triangles) ($g = 0.05$ and $T_0 = 10.0$) (see text).

At $\tau \rightarrow 0.0$, results of the Markovian approximation agree with those of the non-Markovian Langevin equation as expected. With increasing τ , S in the Markovian approximation monotonously decreased as shown in Ref. [8], although for $b = 0.2$, S is slightly increased at $0.1 < \tau < 0.4$ but decreased at $\tau > 0.4$. It is evident that results of the Markovian Langevin equation given by Eq. (60) with the local approximation given by Eq. (58) is quite different from those of the non-Markovian Langevin equation given by Eq. (53) except for a very

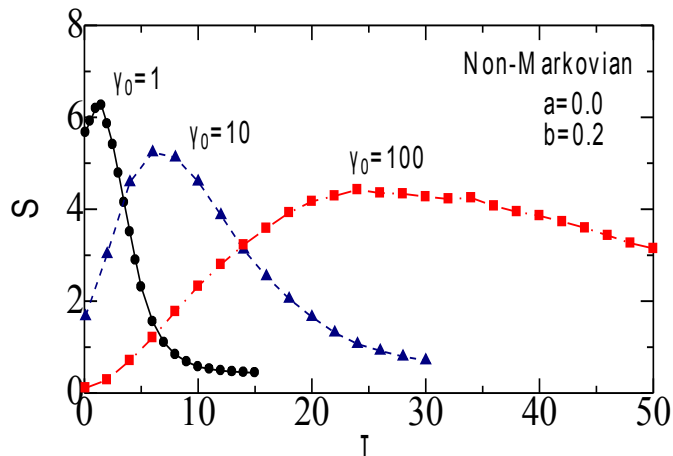


FIG. 9: (Color online) The τ dependence of S for additive noise calculated by the non-Markovian Langevin equation [Eq. (53)] for $\gamma_0 = 1.0$ (solid curve), $\gamma_0 = 10.0$ (dashed curve) and $\gamma_0 = 100.0$ (chain curve) with $a = 0.0$, $b = 0.2$, $g = 0.05$ and $T_0 = 10.0$.

small τ .

B. Overdamped non-Markovian Langevin equation for additive colored noise

In order to gain an insight into SR in the overdamped limit of the non-Markovian Langevin equation given by Eq. (53) subjected to additive colored noise, we have performed simulations, employing a large value of γ_0 in Eqs. (54) and (55). Figure 9 shows the τ dependence

of S for $\gamma_0 = 1.0$ (solid curve), 10.0 (dashed curve) and 100.0 (chain curve) with $a = 0.0$, $b = 0.2$, $g = 0.05$ and $T_0 = 10.0$. With a larger γ_0 , $S(\tau)$ for $\tau \rightarrow 0$ becomes smaller and the peak position of S_{max} locates at a larger τ . S for all the cases investigated has the maximum. Our calculation suggests that SR might be realized against τ even in the overdamped limit of the non-Markovian Langevin equation.

Neiman and Sung [17] have investigated the overdamped limit of non-Markovian Langevin equation [Eq. (53)], assuming a memory kernel given by

$$\langle \zeta(t)\zeta(t') \rangle = k_B T \gamma(t-t') = k_B T \left[2\gamma_1 \delta(t-t') + \left(\frac{\gamma_0}{\tau} \right) e^{-|t-t'|/\tau} \right], \quad (61)$$

where γ_1 and γ_0 express magnitudes of local and nonlocal contributions, respectively. It is noted that the FDR is preserved in Eq. (61). Substituting Eq. (61) to Eq. (53) (with $b = 1.0$), we obtain the overdamped Langevin equation given by [17]

$$\gamma_1 \dot{x} = -V'(x) - \frac{\gamma_0 x}{\tau} + \frac{\gamma_0 x(0)e^{-t/\tau}}{\tau} + \left(\frac{\gamma_0}{\tau^2} \right) \int_0^t e^{-(t-t')/\tau} x(t') dt' + \zeta(t) + f(t). \quad (62)$$

It has been shown that when τ is increased from zero, SPA is first suppressed for a small τ but enhanced for a large τ with the minimum at a moderate τ [17]. The τ dependence for a small τ in Ref. [17] seems to be in agreement with the result obtained by the UCNA in Refs. [6–8]. It is, however, quite different from the τ dependence of SPA with the maximum shown in Fig. 9 obtained by our calculation, which arises from the difference between the kernel in Eqs. (61) and ours given by Eq. (54). Our OU kernel is derived from Eq. (14) with the Drude-type spectral density $J(\omega)$ given by Eq. (21). In contrast, the kernel given by Eq. (61) may be derived from a spectral density given by

$$J(\omega) = \gamma_1 \omega \Theta(\omega_c - \omega) + \frac{\gamma_0 \omega}{(1 + \omega^2 \tau^2)}, \quad (63)$$

which requires two kinds of phonon modes in bath oscillators in Eq. (18).

C. Overdamped Markovian approximation for additive colored noise

In previous studies [6, 7], the overdamped Langevin equation given by

$$\dot{x} = -V'(x) + \zeta(t) + f(t), \quad (64)$$

with the OU colored noise

$$\langle \zeta(t)\zeta(t') \rangle = \left(\frac{D}{\tau_c} \right) e^{-|t-t'|/\tau_c}, \quad (65)$$

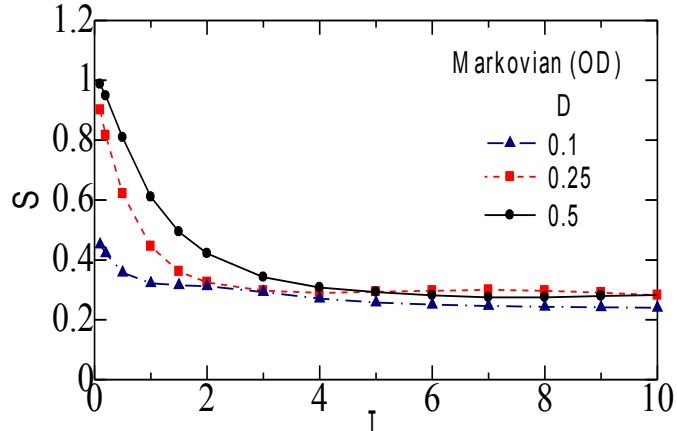


FIG. 10: (Color online) The τ dependence of S for additive noise calculated by the overdamped (OD) Markovian approximation [Eq. (64)] with $D = 0.10$ (chain curve), $D = 0.25$ (dashed curve) and $D = 0.50$ (solid curve) (see text).

has been extensively studied within the UCNA [6, 7]. Equation (64) may be obtainable from Eq. (60) by setting $\ddot{x} = 0$ with an appropriate change of variables.

Figure 10 shows S as a function of $\tau_c (= \tau)$ calculated by simulations for the overdamped Markovian Langevin equation given by Eq. (64) with OU colored noise [Eq. (65)] for $D = 0.10$ (chain curve), 0.25 (dashed curve) and 0.50 (solid curve). With increasing τ , all calculated results show monotonous decrease, in consistent with the result of the UCNA in Refs. [6, 7]. However, they exhibit no signs of the SR against τ , which is in contrast to the

result in Fig. 9 obtained by the non-Markovian Langevin equation with a large γ_0 .

The discrepancy between results of non-Markovian Langevin equation [Eq. (53)] and those of Markovian Langevin equations [Eqs. (60) and (64)] presented in Figs. 8, 9 and 10, arises from the fact that the FDR is preserved in the former ($\tau_c = \tau_m$) but in the latter ($\tau_c \neq \tau_m \rightarrow 0$). We should note that a variation of relaxation times in Eqs. (54) and (55) means simultaneous changes in τ_c of colored noise and τ_m of a memory kernel because they are mutually related by the FDR ($\tau_c = \tau_m = \tau$). In contrast, Markovian Langevin equations given by Eqs. (60) and (64) include a variation only in τ_c with a vanishing τ_m . Although SPA is reduced by noise color with a finite τ_c , it is resonantly enhanced by memory kernel with a finite τ_m , which leads to SR for a optimum value of $\tau = \tau_c = \tau_m$.

D. Overdamped Markovian approximation for coexisting additive and multiplicative white noises

For coexisting additive and multiplicative white noises with $\phi'(x) = ax + b$, Eqs. (41), (42) and (44) in Sec. II C lead to the overdamped Markovian Langevin equation given by

$$\dot{x} = -\frac{V'(x)}{\gamma_0(ax+b)^2} - \frac{k_B T a}{\gamma_0(ax+b)^3} + \sqrt{\frac{2k_B T}{\gamma_0(ax+b)^2}} \xi(t), \quad (66)$$

where $\xi(t)$ is white noise given by Eq. (25). Equation (66) is, however, quite different from a widely-adopted phenomenological Langevin model given by

$$\dot{x} = -V'(x) + \bar{\xi}(t) + x \bar{\eta}(t), \quad (67)$$

with correlations,

$$\begin{aligned} \langle \bar{\xi}(t) \bar{\xi}(t') \rangle &= 2D \delta(t - t'), & \langle \bar{\eta}(t) \bar{\eta}(t') \rangle &= 2D_m \delta(t - t'), \\ \langle \bar{\xi}(t) \bar{\eta}(t') \rangle &= 0, \end{aligned} \quad (68)$$

where D and D_m stand for magnitudes of additive and multiplicative white noises, respectively. The stationary PDF obtained from the PFE for Eqs. (67) and (68) in the Stratonovich sense is given by

$$\ln P(x) = -\int \frac{V'(x)}{(D + D_m x^2)} dx - \left(\frac{1}{2}\right) \ln(D + D_m x^2). \quad (69)$$

For the harmonic potential of $V(x) = x^2/2$, Eq. (69) yields Gaussian or non-Gaussian PDF, depending on D and D_m [18, 31, 32]. For the bistable potential of $V(x) = x^4/4 - x^2/2$, Eq. (69) leads to

$$P(x) \propto (D + D_m x^2)^{-(D_m^2 - D_m - D)/2D_m^2} e^{-x^2/2D_m} \quad \text{for } D \neq 0.0, D_m \neq 0.0, \quad (70)$$

$$\propto e^{-(x^4/4 - x^2/2)/D} \quad \text{for } D_m = 0.0, \quad (71)$$

$$\propto |x|^{1/D_m - 1} e^{-x^2/2D_m} \quad \text{for } D = 0.0. \quad (72)$$

Thus the stationary PDF of Eq. (69) depends on magnitudes of additive and multiplicative noises, in contrast with that of Eq. (45) which is independent of them.

Studies on SR for coexisting additive and multiplicative noises have been made in Refs. [9–13], by using the Langevin equation given by Eq. (67) but with generalized correlations,

$$\begin{aligned} \langle \bar{\xi}(t)\bar{\xi}(t') \rangle &= 2D \delta(t - t'), \quad \langle \bar{\eta}(t)\bar{\eta}(t') \rangle = (D_m/\tau) e^{-|t-t'|/\tau}, \\ \langle \bar{\xi}(t)\bar{\eta}(t') \rangle &= 2\lambda\sqrt{DD_m} \delta(t - t'), \end{aligned} \quad (73)$$

where λ is the correlation strength between additive and multiplicative noises. SNR calculated with the use of the UCNA and the functional integral method shows a complicated behavior as functions of D , D_m and λ . However, the phenomenological Langevin equation given by Eq. (67) with Eq. (73) has no microscopic bases and does not agree with expression given by Eq. (66).

V. CONCLUDING REMARKS

As mentioned in the preceding section, phenomenological Langevin equations which have been conventionally adopted in previous studies on SR have following deficits:

- (a) the FDR does not hold between a local dissipation and OU colored noise in Eqs. (58) and (59) for the Langevin equation given by Eq. (60) or (64) except for $\tau = 0$ [6–8], and
- (b) the FDR is not definite in the Langevin equation given by Eq. (67) with coexisting additive and multiple noises whose correlation is given by Eq. (68) or (73) [9–13].

The non-Markovian Langevin equation given by Eq. (13) which is derived by using the generalized CL model with nonlocal system-bath interaction, is free from the deficits (a) and (b) in phenomenological Langevin models. We have studied open bistable systems

subjected to multiplicative OU colored noise by simulations, whose results are summarized as follows:

- (i) SPA depends on a , b and/or τ although marginal PDFs for x and p which are given by $P(x) \propto e^{-\beta V(x)}$ and $P(p) \propto e^{-\beta p^2/2}$, respectively, are independent of the noise parameters (Fig. 1),
- (ii) SPA exhibits SR for a variation of τ [Figs. 3(b) and 5(b)] besides those of a and b [Figs. 3(a) and 5(a)],
- (iii) SPA for coexisting additive and multiplicative noises shows unimodal but bimodal structures as functions of a , b and/or τ [Figs. 4(a) and 7(a)], and
- (iv) the local approximation given by Eq. (58) with OU colored noise [Eq. (59)] cannot provide a reliable description except for a vanishingly small τ_c (Fig. 8).

Items (i)-(iii) are in contrast with the results of previous studies on SR [6–13, 17]. In particular, the τ -dependent SR in the item (ii) is even qualitatively different from a monotonously decreasing SNR derived by Langevin equations given by Eqs. (60) and (64) where FDR is not held [6–8]. The FDR plays indispensable role in the τ -dependent SR, although the a - or b -dependent SR is realized without taking account of it. It would be interesting to make a quantum extension and an application of the present approach for a study on various phenomena in open bistable systems.

Acknowledgments

This work is partly supported by a Grant-in-Aid for Scientific Research from Ministry of Education, Culture, Sports, Science and Technology of Japan.

-
- [1] R. Benzi, A. Sutera, and A. Vulpiani, *J. Phys. A* **14**, L453 (1981); R. Benzi, G. Parisi, A. Sutera, and A. Vulpiani, *Tellus* **34**, 10 (1982).
 - [2] L. Gammaitoni, P. Hänggi, P. Jung, and F. Marchesoni, *Rev. Mod. Phys.* **70**, 223 (1998).
 - [3] B. Lindner, J. Garcia-Ojalvo, A. Neiman, and L. Schimansky-Geilier, *Phys. Rep.* **392**, 321 (2004).
 - [4] P. Hänggi, and P. Jung, *Adv. Chem. Phys.* **89**, 239 (1995).
 - [5] P. Jung and P. Hänggi, *Phys. Rev. A* **35**, 4464 (1987).

- [6] P. Hänggi, F. Marchesoni, and P. Grigolini, Z. Phys. B **56**, 333 (1984).
- [7] P. Hänggi, , P. Jung, C. Zerbe, and F. Moss, 1993, J. Stat. Phys. **70**, 25 (1993).
- [8] L. Gammaitoni, E. Menichella-Saetta, S. Santucci, F. Marchesoni, and C. Presilla, Phys. Rev. A **40**, 2144 (1989).
- [9] Cao Li, Wu Da-jin, and Ke Sheng-zhi, Phys. Rev. E **52**, 3228 (1995).
- [10] Hai-Xiang Fu, Li Cao and Da-Jin Wu, Phys. Rev. E **59**, R6235 (1999).
- [11] Ya Jia, S. N. Yu, and J. R. Li, Phys. Rev. E **62**, 1869 (2000).
- [12] Ya Jia, Xiao-ping Zheng, Xiang-ming Hu, and Jia-rong Li, Phys. Rev. E **63**, 031107 (2001).
- [13] Xiaoqin Luo and Shiqun Zhu, Phys. Rev. E **67**, 021104 (2003).
- [14] G. W. Ford, M. Kac and P. Mazur, J. Math. Phys. **6**, 504 (1965).
- [15] P. Ullersma, Physica **32**, 27 (1966); *ibid.* **32**, 56 (1966); *ibid.* **32**, 74 (1966); *ibid.* **32**, 90 (1966).
- [16] A. O. Caldeira and A. J. Leggett, Phys. Rev. Lett. **46**, 211 (1981); A. O. Caldeira and A. J. Leggett, Ann. Phys. **149**, 374 (1983).
- [17] A. Neiman and W. Sung, Phys. Lett. A **223**, 341 (1996).
- [18] H. Sakaguchi, J. Phys. Soc. Jpn. **70**, 3247 (2001).
- [19] K. Lindenberg and V. Seshadri, Physica A **109**, 483 (1981); K. Lindenberg and E. Cortés, *ibid.* **126**, 489 (1984).
- [20] E. Pollak and A. M. Berezhkovskii, J. Chem. Phys. **99**, 1344 (1993).
- [21] D. Barik and D. S. Ray, J. Stat. Phys. **120**, 339 (2005).
- [22] A. V. Plyukhin and A. M. Froese, Phys. Rev. E **76**, 031121 (2007).
- [23] R. L. S. Farias, Rudnei O. Ramos, and L. A. da Silva, Phys. Rev. E **80**, 031143 (2009).
- [24] S. Zaitsev, O. Shtempluck and E. Buks, arXiv:0911.0833.
- [25] A. Eichler, J. Moser, J. Chaste, M. Zdrojek, I. Wilson-Rae, and A. Bachtold, arXiv:1103.1788.
- [26] M. O. Magnasco, Phys. Rev. Lett. **71**, 1477 (1993).
- [27] F. Jülicher, A. Ajdari, and J. Prost, Rev. Mod. Phys. **69**, 1269 (1997).
- [28] P. Reimann, Phys. Repts. **361**, 57 (2002).
- [29] M. Porto, M. Urbakh, and J. Klafter, Phys. Rev. Lett. **85**, 491 (2000); G. Oshanin, J. Klafter, M. Urbakh, and M. Porto, Europhys. Lett. **68**, 26 (2004).
- [30] H. Hasegawa, Phys. Rev. E **84**, 051124 (2011): Eq. (38) of this reference includes a typo and it should be Eq. (38) in this paper.
- [31] C. Anteneodo and C. Tsallis, J. Math. Phys. **44**, 5194 (2003).

- [32] H. Hasegawa, *Physica A* **374**, 585 (2007).
- [33] A. Timmermann and G. Lohmann, *J. Phys. Oceanogr.* **32**, 1112 (2001).
- [34] H. Hasegawa, *Physica A* **384**, 241 (2007).
- [35] J. M. Sancho, M. San Miguel, and D. Dürr, *J. Stat. Phys.* **28**, 291 (1982).
- [36] In the Heun method for the ordinary differential equation of $dx/dt = f(x)$, a value of x at $t+h$ is evaluated by $x(t+h) = x(t) + (h/2)[f(x_0) + f(x_1)]$ with $x_0 = x(t)$ and $x_1 = x(t) + hf(x(t))$, while it is given by $x(t+h) = x(t) + hf(x(t))$ in the Euler method, h being the time step. The Heun method for the stochastic ordinary differential equation meets the Stratonovich calculus employed in the FPE [37].
- [37] W. Rümelin, *SIAM J. Numer. Anal.* **19**, 604 (1982); A. Greiner, W. Strittmatter, and J. Honerkamp, *J. Stat. Phys.* **51** 95 (1988); R.F. Fox, I.R. Gatland, R. Roy, and G. Vemuri, *Phys. Rev. A* **38** 5938 (1988).