

# $\Upsilon(1S)$ prompt production at the Tevatron and LHC in nonrelativistic QCD

Kai Wang <sup>(a)</sup>, Yan-Qing Ma <sup>(a)</sup>, and Kuang-Ta Chao <sup>(a,b)</sup>

*(a) Department of Physics and State Key Laboratory of Nuclear Physics and Technology,  
Peking University, Beijing 100871, China*

*(b) Center for High Energy Physics, Peking University, Beijing 100871, China*

## Abstract

With nonrelativistic QCD factorization, we calculate the  $\Upsilon(1S)$  prompt production at hadron colliders at next-to-leading order in  $\alpha_s$ . In addition to the color-singlet contribution, color-octet channels (especially the P-wave channel) up to  $O(v^4)$  are all considered. Aside from direct production, the feed-down contributions from higher excited S-wave and P-wave  $b\bar{b}$  states to  $\Upsilon(1S)$  production are also included. We use the potential model estimates as input for color-singlet long-distance matrix elements (LDMEs). While for color-octet contributions, we find they can be approximately described by three LDMEs:  $\langle\mathcal{O}(^3S_1^{[8]})\rangle$ ,  $\langle\mathcal{O}(^1S_0^{[8]})\rangle$  and  $\langle\mathcal{O}(^3P_0^{[8]})\rangle$ . By fitting the Tevatron data we can determine some linear combinations of these LDMEs, and then use them to predict  $\Upsilon(1S)$  production at the LHC. Our predictions are consistent with the new experimental data of CMS and LHCb.

PACS numbers: 12.38.Bx, 13.85.Ni, 14.40.Pq

## I. INTRODUCTION

The study of heavy quarkonium production is particularly interesting because it may provide decisive information in understanding hadronization of heavy quarks and gluons in QCD. The most widely accepted theory to describe heavy quarkonium production at present is nonrelativistic QCD (NRQCD) factorization [1], in which the production is factorized into perturbative calculable short-distance coefficients and nonperturbative (and universal) long-distance matrix elements (LDMEs). As short-distance coefficients can be expanded in strong-coupling  $\alpha_s$  and each LDME has a definite power in  $v$  (the velocity of heavy quarks in the rest frame of heavy quarkonium), NRQCD factorization gives predictions by double expansion in  $\alpha_s$  and  $v^2$ . NRQCD factorization is efficient such that in principle only a finite number of universal parameters, which can be determined by using some known experimental data, are involved with required precision in predicting other production processes. Although a complete proof of factorization is still lacking, at least it holds up to next-to-next-to-leading order in  $\alpha_s$  [2, 3].

Based on NRQCD factorization, charmonium production in hadron colliders has been studied extensively in recent years[4–17]. Specifically, for  $J/\psi$  hadroproduction, it is found that all data at large  $p_T$ , including both yield and polarization, can be well described by NRQCD factorization if one chooses a large  $M_0$  and a small  $M_1$  [16] (see also Refs.[12, 14]). Here  $M_0$  and  $M_1$  are linear combinations of related LDMEs which are defined in Refs.[12, 14] and will also be mentioned below, and roughly speaking, their values represent the importance of  $p_T^{-6}$  behavior and  $p_T^{-4}$  behavior in  $J/\psi$  production cross sections, respectively.

There are reasons that studying bottomonium may be a more suitable choice than charmonium to test the NRQCD factorization formalism. First, the value of  $v^2$  is smaller in bottomonium ( $\approx 0.1$ ) than that in charmonium ( $\approx 0.3$ ), thus the expansion in  $v^2$  should converge faster in bottomonium. Second, the mass of bottomonium is about 3 times of that of charmonium, then asymptotic freedom implies the convergence of  $\alpha_s$  expansion is also better in bottomonium. However, on the experiment side, the situation is not so satisfactory as the production rates of bottomonium are much smaller than charmonium, e.g., the cross section of  $\Upsilon(1S)$  is about 2 orders of magnitude smaller than that of  $J/\psi$ . Furthermore, there are more excited bottomonium states which are below the open bottom (say  $B\bar{B}$ ) threshold and can decay into lower bottomonium states such as  $\Upsilon(1S)$  with large branching

ratios and consequently contribute a substantial fraction to the lower bottomonium inclusive production by the so-called feed-down contributions, thus it is hard to measure the direct production from the prompt inclusive production. In the LHC era, we expect these disadvantages may be overcome by the higher luminosity, thus testing NRQCD factorization by bottomonium production seems to be hopeful.

The inclusive differential cross section and polarization of  $\Upsilon$  are measured at the Tevatron [18–22], but the  $\Upsilon(1S)$  polarizations observed by D0 [20] and CDF [21, 22] disagree with each other. Furthermore, both the D0 and CDF measurements contradict the LO NRQCD prediction [23]. As argued in Refs.[11, 14], the next-to-next-to-leading order and even higher-order contributions [24] may not be important, as compared with the full next-to-leading order (NLO) QCD contributions including both color-singlet (CS) and color-octet (CO) channels, which are essential in understanding the  $\Upsilon$  (and similarly the  $J/\psi$ ) hadroproduction. Partial NLO QCD contributions to  $\Upsilon$  hadroproduction have been calculated recently [4, 7, 9, 25], and it is found that the NLO QCD corrections of S-wave CO channels only slightly change the transverse momentum distribution and the polarization, while the correction of CS channel may bring on significant enhancement to the momentum distribution and change the polarization from transverse at LO into longitudinal at NLO. But the NLO contributions of P-wave channels for  $\Upsilon$  hadroproduction are still missing.

At the LHC, CMS has published the first run data for  $\Upsilon$  production [26], and LHCb has also reported the measured result [27]. Thus it is timely to present a complete NLO theoretical prediction for  $\Upsilon$  production, and compare theory with experiment. In this work, we study the  $\Upsilon(1S)$  hadroproduction in the framework of NRQCD, including all NLO contributions and feed-down contributions. The paper is organized as follows. We briefly introduce our calculation in Sec. II. Then in Sec. III, we describe our method for taking into account the feed-down contributions. (Note that the feed-down contributions for  $\Upsilon(1S)$  have not been treated seriously in all previous theoretical works.) In Sec. IV, we fit data to determine LDMEs and then give predictions for the LHC experiment. Finally, a summary is given in Sec. V.

## II. NLO CALCULATION

The method of NLO calculation used in this work is similar to that used in  $J/\psi$  and  $\chi_c$  production [11, 12, 14]. For completeness, we will sketch it in this section.

According to the NRQCD factorization formalism, the inclusive cross section for direct bottomonium  $H$  production in hadron-hadron collisions is expressed as

$$\begin{aligned} d\sigma[pp \rightarrow H + X] &= \sum_n d\hat{\sigma}[(b\bar{b})_n] \frac{\langle \mathcal{O}_n^H \rangle}{m_b^{2L_n}} \\ &= \sum_{i,j,n} \int dx_1 dx_2 G_{i/p} G_{j/p} \times d\hat{\sigma}[i + j \rightarrow (b\bar{b})_n + X] \langle \mathcal{O}_n^H \rangle, \end{aligned} \quad (1)$$

where  $p$  is either a proton or an antiproton, the indices  $i, j$  run over all the partonic species, and  $n$  denote the color, spin and angular momentum ( $L_n$ ) of the intermediate  $b\bar{b}$  states. In this work, we calculate the cross sections up to  $v^4$  corrections, so that the intermediate states include  ${}^3S_1^{[1]}$ ,  ${}^3P_J^{[1]}$ ,  ${}^1S_0^{[8]}$ ,  ${}^3S_1^{[8]}$  and  ${}^3P_J^{[8]}$ . Note that our definition of CS LDMEs  $\langle \mathcal{O}^H({}^3S_1^{[1]}) \rangle$  and  $\langle \mathcal{O}^H({}^3P_J^{[1]}) \rangle$  are different from that in Ref. [1] by a factor of  $1/(2N_c)$ . The calculation proceeds with three steps: calculating the parton level differential cross section  $d\hat{\sigma}[i + j \rightarrow (b\bar{b})_n + X]$ , integrating over the phase space, and fitting the LDMEs.

NLO corrections for the parton level differential cross section include virtual  $J$  corrections and real corrections. For virtual corrections, we use `FeynArts` [28] to generate Feynman diagrams and amplitudes. We then calculate these thousands Feynman diagrams analytically using our self-written `Mathematica` code. Finally, we output the simplified expression into `C++` code. Because the infrared divergence will appear when doing phase space integration for the real correction, we use the two cutoff phase space slicing method [29] to isolate the divergence. The contributions from the singular phase space part are calculated analytically, while finite parts are calculated by using the Berends-Giele off-shell recursive relations [30].

In the analytical calculation we have checked that all the ultraviolet (UV) and infrared (IR) singularities are canceled exactly. The UV divergences are removed by renormalization. The IR singularities arising from loop integration and phase space integration of the real correction partially cancel each other. The remaining IR singularities are absorbed into the proton parton-distribution functions and the NRQCD LDMEs.

The numerical integration over the phase space is handled by our self-written `C++` codes, where we also use both `QCDLoop` [31] and `LoopTools` [32] to calculate the scalar functions in the virtual corrections numerically. We verified that our results are independent of the

two cuts introduced by the phase space slicing method. The method of fitting LDMEs will be discussed in Sec. IV.

### III. TREATMENT OF FEED-DOWN CONTRIBUTION

One difficulty in predicting  $\Upsilon$  production cross section is the treatment of feed-down contribution. There are several higher excited states that can decay into  $\Upsilon(1S)$  and they include:  $\Upsilon(2S)$ ,  $\Upsilon(3S)$ ,  $\chi_{b1}(1P)$ ,  $\chi_{b2}(1P)$ ,  $\chi_{b1}(2P)$  and  $\chi_{b2}(2P)$ . Unfortunately, there are not enough data to determine LDMEs of these higher excited states, therefore, it is hard to predict their feed-down contributions to  $\Upsilon(1S)$ . In fact, all previous predictions that were based on NRQCD factorization did not have a serious treatment of the feed-down contributions.

The key point to deal with feed-down contribution is to determine the relation between momentum of higher excited states and momentum of  $\Upsilon(1S)$ . In Ref. [12], we find a very good approximation that the ratio of two momenta is inversely proportional to the ratio of their masses. Notice that the mass differences between these excited states and  $\Upsilon(1S)$  are of the order of  $m_b v^2$  and  $v^2$  is very small in bottomonium, as a result, unlike the  $J/\psi$  case, the momentum shift can be ignored when these excited states decay into  $\Upsilon(1S)$ . Hence the production LDMEs can be approximately combined into 6 independent ones:

$$\begin{aligned}
\langle \mathcal{O}(^3S_1^{[1]}) \rangle &= \langle \mathcal{O}^{\Upsilon(1S)}(^3S_1^{[1]}) \rangle + \sum_{n=2,3} \langle \mathcal{O}^{\Upsilon(nS)}(^3S_1^{[1]}) \rangle \text{Br}(\Upsilon(nS) \rightarrow \Upsilon(1S)), \\
\langle \mathcal{O}(^3P_1^{[1]}) \rangle &= \sum_{n=1,2} \langle \mathcal{O}^{\chi_{b1}(nP)}(^3P_1^{[1]}) \rangle \text{Br}(\chi_{b1}(nP) \rightarrow \Upsilon(1S)), \\
\langle \mathcal{O}(^3P_2^{[1]}) \rangle &= \sum_{n=1,2} \langle \mathcal{O}^{\chi_{b2}(nP)}(^3P_2^{[1]}) \rangle \text{Br}(\chi_{b2}(nP) \rightarrow \Upsilon(1S)), \\
\langle \mathcal{O}(^3S_1^{[8]}) \rangle &= \langle \mathcal{O}^{\Upsilon(1S)}(^3S_1^{[8]}) \rangle + \sum_{n=2,3} \langle \mathcal{O}^{\Upsilon(nS)}(^3S_1^{[8]}) \rangle \text{Br}(\Upsilon(nS) \rightarrow \Upsilon(1S)) \\
&\quad + \sum_{n=1,2} \sum_{J=1,2} \langle \mathcal{O}^{\chi_{bJ}(nP)}(^3S_1^{[8]}) \rangle \text{Br}(\chi_{bJ}(nP) \rightarrow \Upsilon(1S)), \\
\langle \mathcal{O}(^1S_0^{[8]}) \rangle &= \langle \mathcal{O}^{\Upsilon(1S)}(^1S_0^{[8]}) \rangle + \sum_{n=2,3} \langle \mathcal{O}^{\Upsilon(nS)}(^1S_0^{[8]}) \rangle \text{Br}(\Upsilon(nS) \rightarrow \Upsilon(1S)), \\
\langle \mathcal{O}(^3P_0^{[8]}) \rangle &= \langle \mathcal{O}^{\Upsilon(1S)}(^3P_0^{[8]}) \rangle + \sum_{n=2,3} \langle \mathcal{O}^{\Upsilon(nS)}(^3P_0^{[8]}) \rangle \text{Br}(\Upsilon(nS) \rightarrow \Upsilon(1S)).
\end{aligned} \tag{2}$$

Here the  $\chi_{b0}(1P, 2P)$  feed-down into  $\Upsilon(1S)$  is ignored due to the smallness of the transition

branching ratios. The potential model results of wave functions and their derivatives at the origin can be chosen as[33]

$$\begin{aligned}
|R_{\Upsilon(1S)}(0)|^2 &= 6.477 \text{ GeV}^3, \\
|R_{\Upsilon(2S)}(0)|^2 &= 3.234 \text{ GeV}^3, \\
|R_{\Upsilon(3S)}(0)|^2 &= 2.474 \text{ GeV}^3, \\
|R'_{\chi_b(1P)}(0)|^2 &= 1.417 \text{ GeV}^5, \\
|R'_{\chi_b(2P)}(0)|^2 &= 1.653 \text{ GeV}^5,
\end{aligned} \tag{3}$$

and the CS LDMEs can be estimated by

$$\begin{aligned}
\langle \mathcal{O}^{\Upsilon(nS)}(^3S_1^{[1]}) \rangle &= \frac{3}{4\pi} |R_{\Upsilon(nS)}(0)|^2, \\
\langle \mathcal{O}^{\chi_{bJ}(nP)}(^3P_J^{[1]}) \rangle &= \frac{3}{4\pi} |R'_{\chi_b(nP)}(0)|^2 (2J + 1).
\end{aligned} \tag{4}$$

With the PDG data of branching ratios [34], we get

$$\begin{aligned}
\langle \mathcal{O}(^3S_1^{[1]}) \rangle &= 1.81 \text{ GeV}^3, \\
\langle \mathcal{O}(^3P_1^{[1]}) \rangle &= 0.54 \text{ GeV}^5, \\
\langle \mathcal{O}(^3P_2^{[1]}) \rangle &= 0.62 \text{ GeV}^5.
\end{aligned} \tag{5}$$

Now there leave only 3 unknown CO LDMEs:  $\langle \mathcal{O}(^3S_1^{[8]}) \rangle$ ,  $\langle \mathcal{O}(^1S_0^{[8]}) \rangle$ , and  $\langle \mathcal{O}(^3P_0^{[8]}) \rangle$ . They will be determined by fitting the Tevatron data [18, 19]. Because they are nearly universal (up to a correction of order  $v^2$  with calculated short-distance coefficients in the fit), the fitted results can be used to predict  $\Upsilon(1S)$  production in other colliders.

#### IV. NUMERICAL RESULT

The CTEQ6L1 and CTEQ6M parton-distribution functions [35] are used for LO and NLO calculations, respectively. The bottom quark mass is set to be  $m_b = 4.75 \text{ GeV}$ , while the renormalization, factorization, and NRQCD scales are  $\mu_r = \mu_f = m_T$  and  $\mu_\Lambda = m_b$ , where  $m_T = \sqrt{p_T^2 + 4m_b^2}$  is the  $\Upsilon$  transverse mass. The center-of-mass energies are 1.8 TeV, 1.96 TeV and 7 TeV for the Tevatron RUN I, RUN II, and LHC, respectively.

In the fit we introduce a  $p_T^{cut}$ , and the Tevatron data [18, 19] in Fig. 1 with  $p_T > p_T^{cut}$  are used to fit the 3 unknown CO LDMEs:  $\langle \mathcal{O}(^3S_1^{[8]}) \rangle$ ,  $\langle \mathcal{O}(^1S_0^{[8]}) \rangle$  and  $\langle \mathcal{O}(^3P_0^{[8]}) \rangle$ . The reason for discarding the low  $p_T$  data is that these data are far from the large  $p_T$  region ( $\frac{m_b}{p_T} \ll 1$ ),

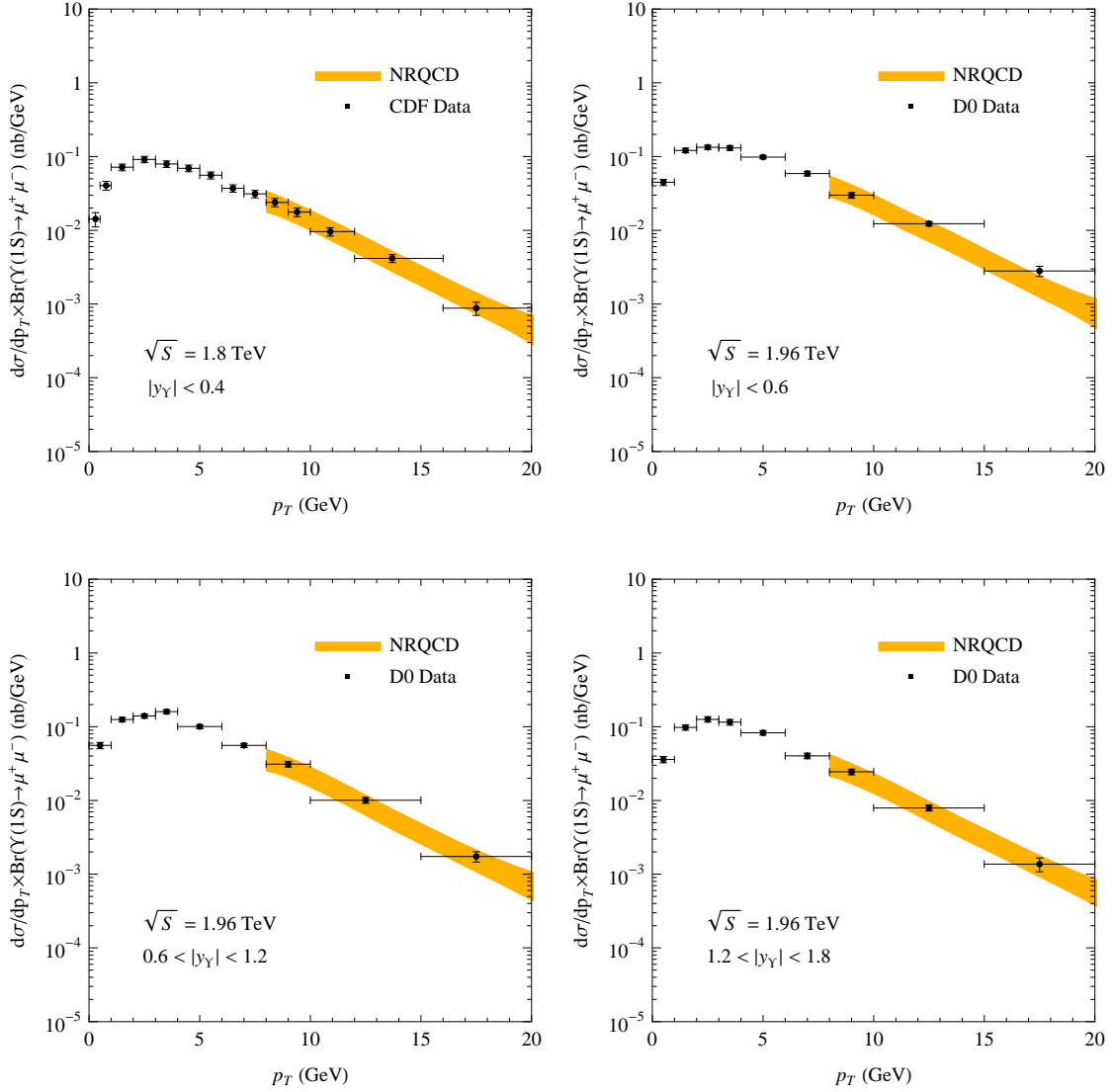


FIG. 1: Transverse momentum distributions of prompt  $\Upsilon(1S)$  production cross sections at the Tevatron. The CDF data are taken from Ref. [18]. The D0 data are taken from Ref. [19].

and may also be affected by nonperturbative effects, which can not be described by our fixed order perturbative calculation. If we choose too large  $p_T^{cut}$ , there are not enough data to determine the CO LDMEs, so we choose  $p_T^{cut} = 8$  GeV. Anyway, by varying  $p_T^{cut}$  from 7 GeV to 9 GeV, we find the determined CO LDMEs in Eq.(12) are roughly consistent within errors. As discussed in Refs. [12, 14], by fitting large  $p_T$  data at the Tevatron one can only constrain two linear combinations of LDMEs that have  $p_T^{-4}$  and  $p_T^{-6}$  behaviors at parton level, respectively. Thus, to have a constrained fit, the short-distance coefficient of P-wave channel is decomposed into linear combination of that of two S-wave channels in

Ref. [12], and as a result, one needs to fit only two linear combinations of LDMEs ( $M_0$  and  $M_1$ ). However, for  $\Upsilon$  production we find the decomposition of P-wave channel is good only for  $p_T > 15$  GeV, thus, to fit the Tevatron data with  $p_T \gtrsim 8$  GeV, we cannot decompose the P-wave channel. Therefore, we fit the three LDMEs using a similar method described in Ref. [14].

Define

$$\begin{aligned} O_1 &\equiv \langle \mathcal{O}(^1S_0^{[8]}) \rangle, \\ O_2 &\equiv \langle \mathcal{O}(^3S_1^{[8]}) \rangle, \\ O_3 &\equiv \frac{\langle \mathcal{O}(^3P_0^{[8]}) \rangle}{m_b^2}, \end{aligned} \tag{6}$$

and the correlation matrix  $C$

$$C_{ij}^{-1} = \frac{1}{2} \frac{d^2 \chi^2}{dO_i dO_j}. \tag{7}$$

By minimizing  $\chi^2$  we have

$$C = \begin{pmatrix} 0.24 & -0.024 & -0.54 \\ -0.024 & 0.0025 & 0.054 \\ -0.54 & 0.054 & 1.21 \end{pmatrix}. \tag{8}$$

The eigenvalues  $\lambda_i$  with corresponding eigenvectors  $\vec{\nabla}_i$  of  $C$  are

$$\begin{aligned} \lambda_1 &= 1.5, & \vec{\nabla}_1 &= (-0.41, 0.040, 0.91) \\ \lambda_2 &= 3.5 \times 10^{-4}, & \vec{\nabla}_2 &= (0.79, -0.48, 0.38) \\ \lambda_3 &= 1.3 \times 10^{-5}, & \vec{\nabla}_3 &= (0.46, 0.87, 0.17). \end{aligned} \tag{9}$$

The LDMEs corresponding to the eigenvectors are

$$\begin{pmatrix} \Lambda_1 \\ \Lambda_2 \\ \Lambda_3 \end{pmatrix} = V \begin{pmatrix} O_1 \\ O_2 \\ O_3 \end{pmatrix}, \tag{10}$$

where we denote matrix

$$V = \begin{pmatrix} \vec{\nabla}_1 \\ \vec{\nabla}_2 \\ \vec{\nabla}_3 \end{pmatrix}. \tag{11}$$



Inserting Eqs.(6) and (9) into Eq.(10), we have

$$\begin{aligned}
\Lambda_1 &= -274 \times 10^{-2} \text{ GeV}^3 \quad (\pm 44\%), \\
\Lambda_2 &= 6.04 \times 10^{-2} \text{ GeV}^3 \quad (\pm 31\%), \\
\Lambda_3 &= 10.5 \times 10^{-2} \text{ GeV}^3 \quad (\pm 3.4\%).
\end{aligned}
\tag{12}$$

In this way, the three CO LDMEs are expressed in terms of their linear combinations  $\Lambda_i$ , which correspond to the eigenvectors of the correlation matrix. As the Tevatron data are not sensitive to the value of  $\Lambda_1$  in our fit, there is a large range value of  $\Lambda_1$  that can satisfy the data, and its determined value in the fit is just randomly chosen from this range. If the range is much larger than the physical value of  $\Lambda_1$ , there will be a high possibility that the absolute value of its fitted value is much larger than its physical value. Assuming the physical value of  $\Lambda_1$ ,  $\Lambda_2$  and  $\Lambda_3$  are of the same order, the random choice implies the absolute value of the fitted value of  $\Lambda_1$  will be much larger than  $\Lambda_2$  and  $\Lambda_3$ , which is the case in our fit. Nevertheless, to change  $\Lambda_1$  to be the same order as  $\Lambda_2$  and  $\Lambda_3$ , one needs more than two  $\sigma$  shift. It implies results in Eq.(12) may underestimate the error of  $\Lambda_1$ .

Values of  $\Lambda_i$  contain main result in our fit. To use them to predict  $\Upsilon(1S)$  production in other experiment, we express the differential cross section as

$$d\sigma = \sum_{i=1}^3 d\hat{\sigma}_i O_i = \sum_{i=1}^3 a_i \Lambda_i, \quad \text{with } \vec{\mathbf{a}} = \vec{d\hat{\sigma}} V^{-1},
\tag{13}$$

where  $d\hat{\sigma}_i$  denote corresponding short-distance coefficients. In this form, the errors induced by  $\Lambda_i$  can be easily taken into consideration for they are independent. Based on Eq. (13), our predictions for CMS and LHCb are plotted in Fig. 2 and Fig. 3, respectively, where CMS and LHCb data are taken from Refs. [26, 27]. The uncertainties of the curves concern the renormalization scale dependence in the calculation and the errors from  $\Lambda_i$ . We treat these two types of uncertainties as independent ones. From these figures, we can see that our predictions are consistent with the LHC experimental data, which is an explicit demonstration of the universality of LDMEs defined in Eq. (2).

## V. SUMMARY

In summary, we calculate the complete NLO corrections for the  $\Upsilon(1S)$  production at hadron colliders up to  $\mathcal{O}(\alpha_s^4 v^4)$ . Ignoring corrections of higher-orders in  $v^2$ , we combine the

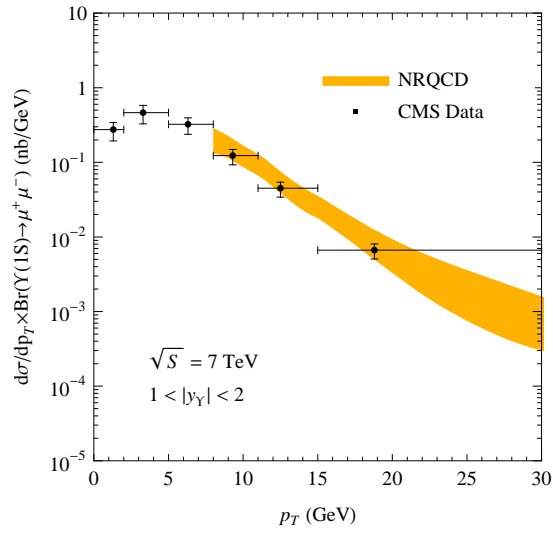
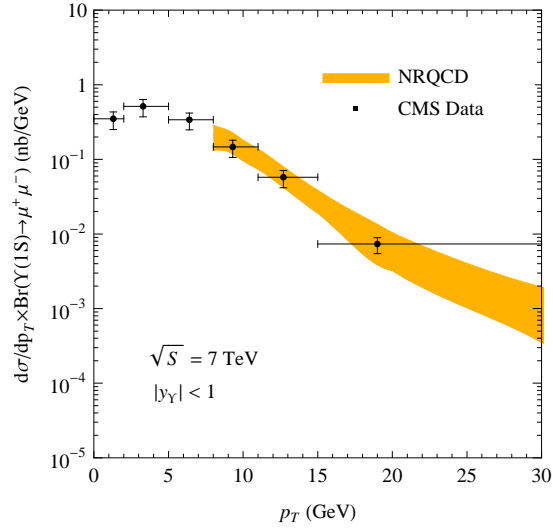
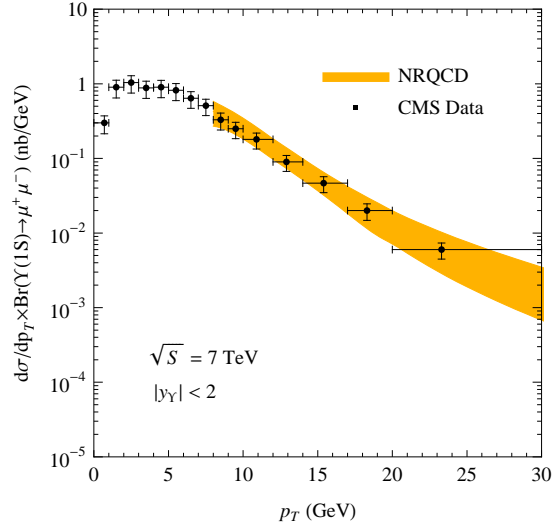


FIG. 2: Transverse momentum distributions of prompt  $\Upsilon(1S)$  production cross sections at the LHC. The CMS data are taken from Ref.[26]. 10

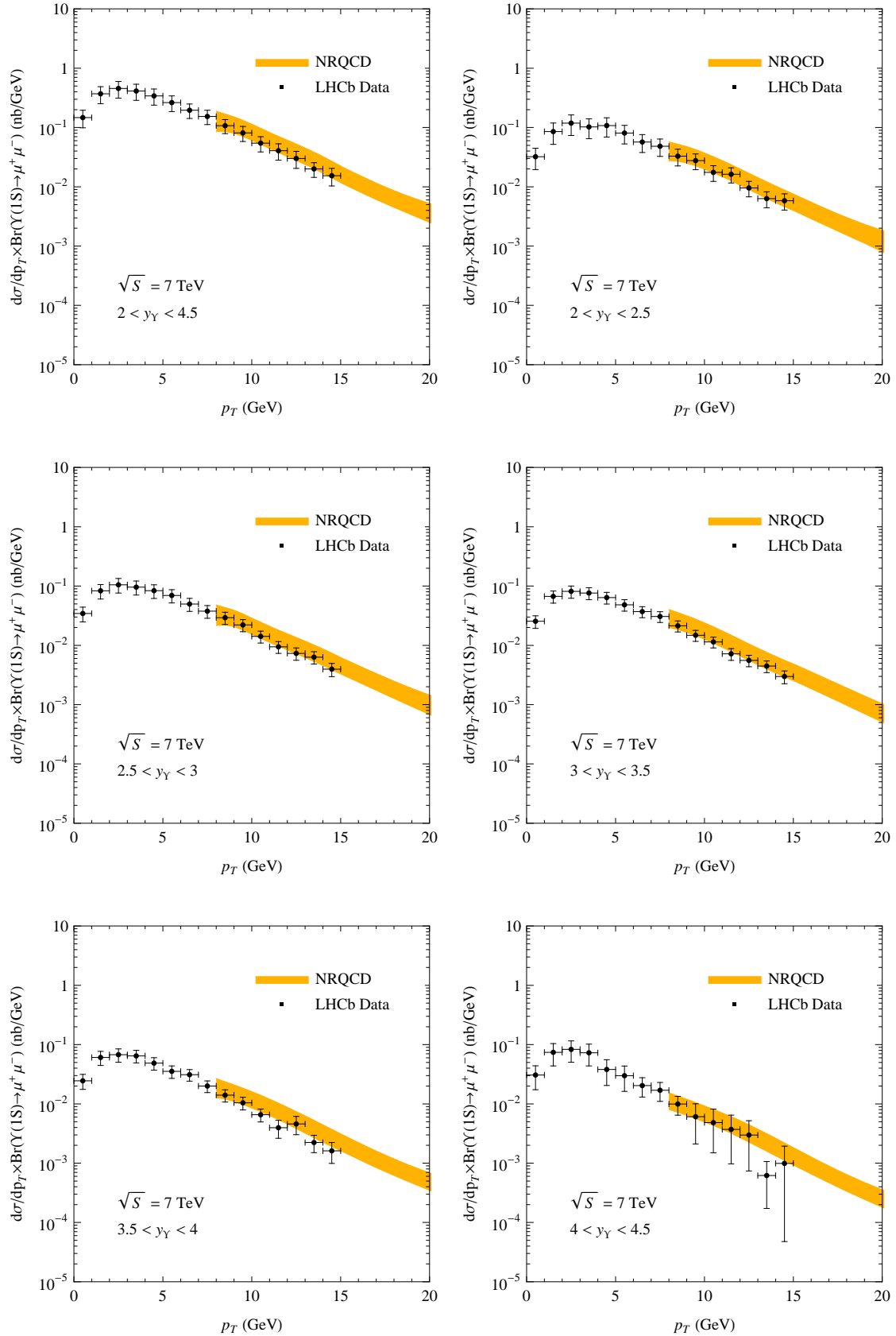


FIG. 3: Transverse momentum distributions of prompt  $\Upsilon(1S)$  production cross sections at the LHC. The LHCb data are taken from Ref.[27].<sup>11</sup>

production LDMEs of  $\Upsilon(1S)$  and other excited states into 3 color-singlet LDMEs and 3 color-octet LDMEs. These 6 LDMEs are approximately universal and they include almost all feed-down contributions to  $\Upsilon(1S)$  production. The CS LDMEs are estimated by using potential model results, while the CO LDMEs are determined by fitting the Tevatron data. Then we find our predictions well coincide with the new experimental data at the LHC. Our work may provide a new test for the universality of LDMEs in  $\Upsilon(1S)$  hadroproduction.

To have a comprehensive understanding of  $\Upsilon(1S)$  hadroproduction, it is certainly important to also compare the theoretical result with the polarization data for  $\Upsilon(1S)$ , we leave it as a further study. Encouraged by the result of  $J/\psi$  polarization [16], where we find the  $J/\psi$  polarization and yield can be consistently explained by two well constrained CO LDMEs ( $M_0$  and  $M_1$ ), a good description for the  $\Upsilon(1S)$  data including yield and polarization seems to be promising. However, note that the values of two well constrained CO LDMEs in  $J/\psi$  production are significantly different [12, 14], while for  $\Upsilon(1S)$  production we find from Eq.(12) that  $\Lambda_2$  and  $\Lambda_3$  are of the same order. Another complexity concerns the influence of big feed-down contributions on  $\Upsilon(1S)$  polarization. Therefore, a full understanding of  $\Upsilon(1S)$  production including both yield and polarization may provide important information in addition to the study of  $J/\psi$  production. On the experiment side, because the bottom quark is heavy:  $m_b \approx 5$  GeV, to test the large  $p_T$  ( $\frac{m_b}{p_T} \ll 1$ ) behavior one needs to measure the cross sections and polarizations at  $p_T$  as large as, say 30 GeV and even larger, with higher statistics, and to separate the higher excited  $b\bar{b}$  production from the  $\Upsilon(1S)$  production. This is a hard task for experiment, and we hope it can be fulfilled at the LHC in the near future. Then we can make more thorough comparison between theory and experiment, and provide a further test of NRQCD factorization.

### Acknowledgments

This work was supported by the National Natural Science Foundation of China under Grant Nos. 10721063, 11021092, 11075002 and the Ministry of Science and Technology of

- [1] G. T. Bodwin, E. Braaten, and G. P. Lepage, “Rigorous QCD analysis of inclusive annihilation and production of heavy quarkonium,” *Phys. Rev.* **D51** (1995) 1125 [Erratum–*ibid.* **D 55** (1997) 5853], [arXiv:hep-ph/9407339](#).
- [2] G. C. Nayak, J.-W. Qiu, and G. F. Sterman, “Fragmentation, factorization and infrared poles in heavy quarkonium production,” *Phys. Lett.* **B613** (2005) 45, [arXiv:hep-ph/0501235](#).
- [3] G. C. Nayak, J.-W. Qiu, and G. F. Sterman, “Fragmentation, NRQCD and NNLO factorization analysis in heavy quarkonium production,” *Phys. Rev.* **D72** (2005) 114012, [arXiv:hep-ph/0509021](#).
- [4] P. Artoisenet, J. P. Lansberg, and F. Maltoni, “Hadroproduction of  $J/\psi$  and  $\Upsilon$  in association with a heavy-quark pair,” *Phys. Lett.* **B653** (2007) 60–66, [arXiv:hep-ph/0703129](#).
- [5] Z.-G. He, R. Li, and J.-X. Wang, “QED contribution to the production of  $J/\psi + c\bar{c} + X$  at the Tevatron and LHC,” *Phys. Rev.* **D79** (2009) 094003, [arXiv:0904.2069 \[hep-ph\]](#).
- [6] D. Li, Y.-Q. Ma, and K.-T. Chao, “ $\chi_{cJ}$  production associated with a  $c\bar{c}$  pair at hadron colliders,” *Phys.Rev.* **D83** (2011) 114037, [arXiv:1106.4262 \[hep-ph\]](#).
- [7] J. M. Campbell, F. Maltoni, and F. Tramontano, “QCD corrections to  $J/\psi$  and  $\Upsilon$  production at hadron colliders,” *Phys. Rev. Lett.* **98** (2007) 252002, [arXiv:hep-ph/0703113](#).
- [8] B. Gong and J.-X. Wang, “Next-to-leading-order QCD corrections to  $J/\psi$  polarization at Tevatron and Large-Hadron-Collider energies,” *Phys. Rev. Lett.* **100** (2008) 232001, [arXiv:0802.3727 \[hep-ph\]](#).
- [9] B. Gong and J.-X. Wang, “QCD corrections to polarization of  $J/\psi$  and  $\Upsilon$  at Tevatron and LHC,” *Phys. Rev.* **D78** (2008) 074011, [arXiv:0805.2469 \[hep-ph\]](#).
- [10] B. Gong, X. Q. Li, and J.-X. Wang, “QCD corrections to  $J/\psi$  production via color octet states at Tevatron and LHC,” *Phys. Lett.* **B673** (2009) 197 [Erratum–*ibid.* **693**, 612 (2010)], [arXiv:0805.4751 \[hep-ph\]](#).
- [11] Y.-Q. Ma, K. Wang, and K.-T. Chao, “QCD radiative corrections to  $\chi_{cJ}$  production at hadron colliders,” *Phys. Rev.* **D83** (2011) 111503(R), [arXiv:1002.3987 \[hep-ph\]](#).
- [12] Y.-Q. Ma, K. Wang, and K.-T. Chao, “ $J/\psi(\psi')$  production at the Tevatron and LHC at

- $O(\alpha_s^4 v^4)$  in nonrelativistic QCD,” *Phys. Rev. Lett.* **106** (2011) 042002, [arXiv:1009.3655](#) [hep-ph].
- [13] M. Butenschön and B. A. Kniehl, “Complete next-to-leading-order corrections to  $J/\psi$  photoproduction in nonrelativistic quantum chromodynamics,” *Phys. Rev. Lett.* **104** (2010) 072001, [arXiv:0909.2798](#) [hep-ph].
- [14] Y.-Q. Ma, K. Wang, and K.-T. Chao, “Complete next-to-leading order calculation of the  $J/\psi$  and  $\psi'$  production at hadron colliders,” *Phys.Rev.* **D84** (2011) 114001, [arXiv:1012.1030](#) [hep-ph].
- [15] M. Butenschoen and B. A. Kniehl, “J/psi polarization at Tevatron and LHC: Nonrelativistic-QCD factorization at the crossroads,” *Phys. Rev. Lett.* **108** (2012) 172002, [arXiv:1201.1872](#) [hep-ph].
- [16] K.-T. Chao, Y.-Q. Ma, H.-S. Shao, K. Wang, and Y.-J. Zhang, “ $J/\psi$  polarization at hadron colliders in nonrelativistic QCD,” *Phys. Rev. Lett.* **108** (2012) 242004, [arXiv:1201.2675](#) [hep-ph].
- [17] Z.-B. Kang, J.-W. Qiu, and G. Sterman, “Heavy quarkonium production and polarization,” *Phys. Rev. Lett.* **108** (2012) 102002, [arXiv:1109.1520](#) [hep-ph].
- [18] D. E. Acosta *et al.* (CDF Collaboration), “ $\Upsilon$  production and polarization in  $p\bar{p}$  collisions at  $\sqrt{s} = 1.8\text{-TeV}$ ,” *Phys. Rev. Lett.* **88** (2002) 161802.
- [19] V. M. Abazov *et al.* (D0 Collaboration), “Measurement of inclusive differential cross sections for  $\Upsilon(1S)$  production in  $p\bar{p}$  collisions at  $\sqrt{s} = 1.96\text{-TeV}$ ,” *Phys. Rev. Lett.* **94** (2005) 232001, [arXiv:hep-ex/0502030](#).
- [20] V. M. Abazov *et al.* (D0 Collaboration), “Measurement of the polarization of the  $\Upsilon_{1S}$  and  $\Upsilon_{2S}$  states in  $p\bar{p}$  collisions at  $\sqrt{s} = 1.96\text{-TeV}$ ,” *Phys. Rev. Lett.* **101** (2008) 182004, [arXiv:0804.2799](#) [hep-ex].
- [21] T. Kuhr (f. t. C. Collaboration), “Upsilon polarization measurement at CDF,” *PoS DIS2010* (2010) 159, [arXiv:1011.0161](#) [hep-ex].
- [22] T. Aaltonen *et al.* (CDF Collaboration), “Measurements of Angular Distributions of Muons From  $\Upsilon$  Meson Decays in  $p\bar{p}$  Collisions at  $\sqrt{s} = 1.96\text{ TeV}$ ,” *Phys. Rev. Lett.* **108** (2012) 151802, [arXiv:1112.1591](#) [hep-ex].
- [23] E. Braaten and J. Lee, “Polarization of  $\Upsilon_{nS}$  at the Tevatron,” *Phys. Rev.* **D63** (2001) 071501, [arXiv:hep-ph/0012244](#).

- [24] P. Artoisenet, J. M. Campbell, J. P. Lansberg, F. Maltoni, and F. Tramontano, “Upsilon Production at Fermilab Tevatron and LHC Energies,” *Phys. Rev. Lett.* **101** (2008) 152001, [arXiv:0806.3282 \[hep-ph\]](#).
- [25] B. Gong, J.-X. Wang, and H.-F. Zhang, “QCD corrections to  $\Upsilon$  production via color-octet states at the Tevatron and LHC,” *Phys.Rev.* **D83** (2011) 114021, [arXiv:1009.3839 \[hep-ph\]](#).
- [26] V. Khachatryan *et al.* (CMS Collaboration), “Measurement of the Inclusive Upsilon production cross section in pp collisions at  $\sqrt{s}=7$  TeV,” *Phys.Rev.* **D83** (2011) 112004, [arXiv:1012.5545 \[hep-ex\]](#).
- [27] R. Aaij *et al.* (LHCb Collaboration), “Measurement of Upsilon production in pp collisions at  $\sqrt{s} = 7$  TeV,” [arXiv:1202.6579 \[hep-ex\]](#).
- [28] T. Hahn, “Generating Feynman diagrams and amplitudes with FeynArts 3,” *Comput. Phys. Commun.* **140** (2001) 418, [arXiv:hep-ph/0012260](#).
- [29] B. W. Harris and J. F. Owens, “The two cutoff phase space slicing method,” *Phys. Rev.* **D65** (2002) 094032, [arXiv:hep-ph/0102128](#).
- [30] F. A. Berends and W. T. Giele, “Recursive Calculations for Processes with n Gluons,” *Nucl. Phys.* **B306** (1988) 759.
- [31] R. K. Ellis and G. Zanderighi, “Scalar one-loop integrals for QCD,” *JHEP* **02** (2008) 002, [arXiv:0712.1851 \[hep-ph\]](#).
- [32] T. Hahn and M. Perez-Victoria, “Automatized one-loop calculations in four and D dimensions,” *Comput. Phys. Commun.* **118** (1999) 153, [arXiv:hep-ph/9807565](#).
- [33] E. J. Eichten and C. Quigg, “Quarkonium wave functions at the origin,” *Phys. Rev.* **D52** (1995) 1726, [arXiv:hep-ph/9503356](#).
- [34] **Particle Data Group** Collaboration, K. Nakamura *et al.*, “Review of particle physics,” *J. Phys.* **G37** (2010) 075021.
- [35] M. R. Whalley, D. Bourilkov, and R. C. Group, “The Les Houches Accord PDFs (LHAPDF) and Lhaglu,” [arXiv:hep-ph/0508110](#).