

Exact calculations of first-passage quantities on recursive networks

B. Meyer,¹ E. Agliari,^{1,2} O. Bénichou,¹ and R. Voituriez¹

¹*Laboratoire de Physique Théorique de la Matière Condensée, CNRS UMR 7600, case courrier 121, Université Paris 6, 4 Place Jussieu, 75255 Paris Cedex*

²*Dipartimento di Fisica, Università di Parma, Viale Usberti 7/A, 43100 Parma, Italy*

(Dated: March 12, 2018)

We present general methods to exactly calculate mean-first passage quantities on self-similar networks defined recursively. In particular, we calculate the mean first-passage time and the splitting probabilities associated to a source and one or several targets; averaged quantities over a given set of sources (e.g., same-connectivity nodes) are also derived. The exact estimate of such quantities highlights the dependency of first-passage processes with respect to the source-target distance, which has recently revealed to be a key parameter to characterize transport in complex media. We explicitly perform calculations for different classes of recursive networks (finitely ramified fractals, scale-free (trans)fractals, non-fractals, mixtures between fractals and non-fractals, non-decimable hierarchical graphs) of arbitrary size. Our approach unifies and significantly extends the available results in the field.

As they account for transport efficiency in complex media, first-passage processes [1] on fractal or complex networks have given rise to a lot of interest in the past few years. Such networks, showing a very broad spectrum of topological and thus transport characteristics, have been opportunely used to model a wide range of systems, from biology to sociology or computer science [2–5]. Within this outline, the exact determination of first-passage quantities has been the topic of many works [6–13], in a dialog with parallel investigations of general scalings and asymptotic results [14–17]. The global mean first-passage time (GMFPT), defined as the mean first-passage time of a random walk starting from an arbitrary site (source) in presence of a fixed trap (target), and in particular its scaling with the number of nodes N , was meant to encompass the general properties of transport on fractal and transfractal networks. Yet, recent results [16] have highlighted the insufficiency of this mere description and put forward the role of non-averaged quantities, associated to a single starting point. For example, in the context of diffusion limited reactions in complex media, the initial position of the reactants has indeed been shown to be a key parameter that can control the entire kinetics of the process [18].

In that context, we present a general algebraic method to calculate exactly first-passage quantities on self-similar networks, for a *given* source point. More precisely, we consider here two first-passage observables:

- the mean first-passage time (MFPT) from a site S to a site T , or to several sites $\{T_i\}$, i.e. the average time it takes a random walker that starts at S to reach T or any point in $\{T_i\}$;
- the splitting probability, defined in presence of several targets T_i as the probability, starting from S , to reach a given target T_{i_0} before all the other targets.

Actually, these quantities both satisfy simple but formal $N \times N$ linear systems, where N is the number of sites of

the network. The regime of interest is typically N large and makes the explicit resolution of such linear systems out of reach. The aim of the present work is to provide a general method, applicable to a broad class of networks, which yields explicit and exact formulas for the MFPT and splitting probabilities even for very large N . To do so, we make use of the self-similar properties of the networks considered and develop a general renormalization scheme following ideas presented in [11].

More precisely, we consider in this paper self-similar networks, which can be defined recursively [2] by considering the result of the action of a similarity transformation $r(\Gamma)$ that maps all points i of a network Γ onto new points $i' = r(i)$. Considering that the transformation r is homothetic of ratio $\rho < 1$, a network is called self-similar if at generation n its iteration Γ_n is equal to the union of p replicas of $r(\Gamma_{n-1})$. As a result, self-similar networks can be split into a finite number of equal sub-units, those sub-units being the network at the previous generation. Explicit examples will be given throughout this paper.

An important point is the relationship between self-similarity and fractality. A network is called fractal if one can define a constant d_f such as $N \sim R^{d_f}$, where N denotes the volume (or number of nodes) and R the chemical diameter. Note that whereas most examples of deterministic fractal networks are self-similar, the reciprocal is false: there exists self-similar networks that do not show the fractal property, such as the so-called (u, v) -flower networks with $u = 1$ that will be defined more precisely below. In the latter example, the diameter scales as a logarithm of the number of nodes: $R \sim \log N$, which is referred to as the small-world property. Such a network can be formally seen as a fractal network with infinite fractal dimension, and is sometimes called transfinite fractal or transfractal [19].

Beyond fractality, self-similar networks may also exhibit other prominent properties that seem to be common to real networks, especially biological and social networks, such as scale-free features or modular structure [20]. The former implies that the distribution of




FIG. 1: Examples of self similar networks : 4th generation Sierpinski gasket and 5th generation T-graph.

the degree of the nodes of the network follows a power law, while the latter means that the network can be divided into groups (modules), within which nodes are more tightly connected with each other than with outside nodes [21, 22]. In the last part of this article we focus on a class of hierarchical, non-decimable, recursive networks able to capture simultaneously scale-free behavior and modular structure, yet preserving (weak) self-similarity [20, 21]. As we will see, the calculation of first-passage quantities on such networks requires an alternative approach that will be presented in the last section of this article.

This paper is organized as follows. In the first Section, we introduce general definitions and present in detail the method of calculation of splitting probabilities and MFPTs on the example of the Sierpinski gasket. Then, we extend this method to other deterministic self-similar networks on the example of the Song-Havling-Makse networks (Section II), while further examples (T graph and (u, v) flowers) are given in Appendix. We stress that this approach allows one to calculate explicitly the splitting probabilities and MFPTs for *any* starting site of the lattice (but for specific targets). In addition, we will show that it leads to simple expressions of *selective* averages over starting sites (that is averages over specific class of starting sites, to be defined below). In the particular case where the average is performed over all starting sites, we recover expressions of global MFPTs recently obtained. Finally, in Section III, we present an alternative method of calculation in the case of hierarchical networks.

I. THE GENERAL METHOD ILLUSTRATED ON THE EXAMPLE OF THE SIERPINSKI GASKET

A. Definitions

In this section, we first introduce the class of networks to which our method of calculation can be applied, and give basic definitions that will be used throughout the paper. Note that here we do not aim at giving mathematically formal definitions, and will rather largely rely on explicit examples.

Hierarchical networks. As stated in introduction, we consider hierarchical networks which can be defined [2] by considering the action of a rescaling transformation $r(\Gamma)$ that maps all points i of a network Γ onto new points $i' = r(i)$. A self-similar network is then constructed recursively from an elementary motif (initiator) Γ_0 by writing $\Gamma_n = \cup_{i=1..p} r(\Gamma_{n-1})$. For example, the Sierpinski gasket of generation n is built by joining $p = 3$ copies, called subunits, of Sierpinski gaskets of generation $n - 1$ (see Figs. 1 and 2), where the initiator is the elementary triangular network with three nodes.

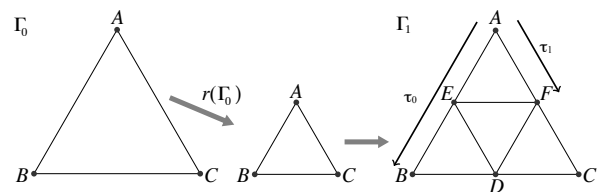


FIG. 2: Sierpinski gasket : renormalization scheme and associated crossing times τ_k .

Levels. A given site i_0 of a hierarchical network Γ_n is said to belong to the level ξ , if there exists an integer $\xi \leq n$ such that $i_0 \in \Gamma_\xi$. We will denote by \mathcal{L}_k the set of nodes of level k . Note that the networks are constructed such that a site that belongs to the level ξ also belongs to levels $\xi + 1, \xi + 2, \dots, n$. Figure 3 illustrates this definition for the 3rd-generation of a Sierpinski gasket (see legend). Note that, for the n th-generation of a Sierpinski gasket, there are $\frac{3^{k+1}+3}{2}$ sites on the level k ($k \in 1, \dots, n$).

Labeling of the sites and subunits. Any subunit of level k in a self-similar network of generation n can be reached recursively by defining a *path*, i.e. a sequence $\{i_0, \dots, i_k\}$ where i_j labels the position of each of the nodes of the initiator Γ_0 . An example is given in Figure 4 in the case of the Sierpinski gasket, by assigning the value $i_k = 0$ to a top subunit, $i_k = 1$ to a left one and $i_k = 2$ to a right one. With these rules, the path $\{i_1, i_2, i_3, i_4\} = \{2, 0, 1, 2\}$ allows to locate the last-level sub-unit $(t^{(4)}, l^{(4)}, r^{(4)})$ within the 4th level.

Transport process. We consider throughout this paper a nearest neighbor Markovian random walker characterized by generic transition probabilities $w(\mathbf{r}'|\mathbf{r})$ from site \mathbf{r} to \mathbf{r}' . Unless specified we will consider isotropic

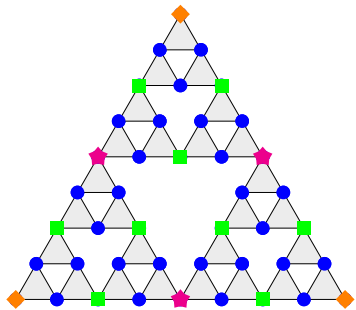


FIG. 3: Color online. Third-generation Sierpinski gasket : levels. Blue circles : level 3 ; green squares: levels 2,3 ; magenta stars: levels 1,2,3 ; orange diamonds: levels 0,1,2,3.

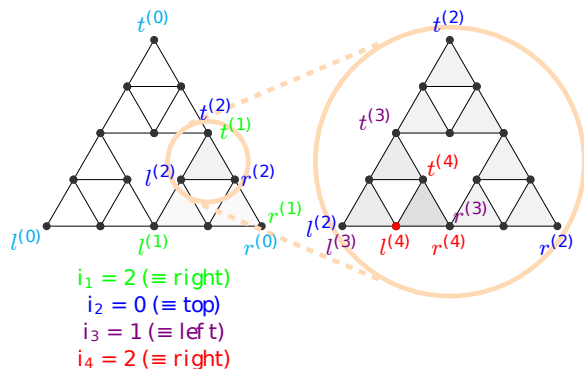


FIG. 4: Color online. Sierpinski gasket : example of labels.

random walks such that $w(\mathbf{r}'|\mathbf{r}) = 1/\kappa(\mathbf{r})$ where $\kappa(\mathbf{r})$ is the connectivity of node \mathbf{r} .

B. Splitting probabilities

In this section we wish to calculate the splitting probability $P_{\mathbf{r}_T|\mathbf{r}_{A_i}}(\mathbf{r})$, defined as the probability for a Markovian random walker starting at \mathbf{r} to reach the target \mathbf{r}_T in the presence of other absorbing sites $\{\mathbf{r}_{A_i}\}_i$, in other words the probability to reach the site \mathbf{r}_T before all the other absorbing sites. For the sake of readability, we will make use of the following notation:

$$P_{\mathbf{r}_T|\mathbf{r}_{A_i}}(\mathbf{r}) = P(\mathbf{r}).$$

We will present the method on the example of the Sierpinski gasket and show later on how it can be generalized to any self-similar network. Let us consider a general subunit Λ_{k-1} at a given level $k-1$, which is depicted in the right hand side of Fig. 4. We assume that the splitting probability $P(\mathbf{r})$ is known for all starting sites of level $k-1$ in Λ_{k-1} (in the Sierpinski gasket there are only 3 such sites which correspond to the summits A, B, C of the main triangle defining Λ_{k-1}), and that the absorbing

sites \mathbf{r}_T and $\{\mathbf{r}_{A_i}\}_i$ are located outside Λ_{k-1} . Here the subunit Λ_{k-1} is the union of $p=3$ copies of subunits Λ_k . The splitting probabilities for sites \mathbf{r} of level k in Λ_{k-1} (namely the sites A, B, C, D, E, F in Fig 2) satisfy the following backward equation [1]:

$$0 = \sum_{\mathbf{r}' \in \mathcal{L}_k \cap \Lambda_{k-1}} \pi(\mathbf{r}'|\mathbf{r})P(\mathbf{r}') - P(\mathbf{r}). \quad (1)$$

Here $\pi(\mathbf{r}'|\mathbf{r})$ is the splitting probability that the random walker starting from the node \mathbf{r} of level k in Λ_{k-1} reaches first the site \mathbf{r}' among all sites of level k in Λ_{k-1} . The sites of level k in Λ_{k-1} actually form a graph Γ_1 of generation 1 up to a rescaling factor (see Fig 2). In the case of an isotropic walk, it is clearly seen on the example of the Sierpinski gasket (for which all nodes of the initiator Γ_0 are equivalent) that $\pi(\mathbf{r}'|\mathbf{r}) = w(\mathbf{r}'|\mathbf{r})$, where $w(\mathbf{r}'|\mathbf{r})$ is the elementary transition probability on Γ_1 . More explicitly, on Fig 2, on has $\pi(B|E) = \pi(D|E) = \pi(F|E) = \pi(A|E) = 1/4$. In the remainder of the article, we consider isotropic random walks on networks, for which this property holds. Nevertheless, the calculation method that we present can be in principle extended to directed or non-uniformly weighted networks (such that $\pi(\mathbf{r}'|\mathbf{r}) \neq \pi(\mathbf{r}|\mathbf{r}')$), as long as the scale-invariance hypothesis is fulfilled.

In this example, let us assume that $P(A)$, $P(B)$ and $P(C)$ are known; the expressions of $P(D)$, $P(E)$ and $P(F)$ of the splitting probabilities starting from the points D, E, F of level k in Λ_{k-1} can then be obtained readily by making use of Eq. (1). One has

$$P(E) = \frac{1}{4} [P(A) + P(F) + P(D) + P(B)], \quad (2)$$

$$P(F) = \frac{1}{4} [P(A) + P(E) + P(D) + P(C)], \quad (3)$$

$$P(D) = \frac{1}{4} [P(B) + P(E) + P(F) + P(C)], \quad (4)$$

which can be rewritten as a linear system

$$\begin{pmatrix} P(D) \\ P(E) \\ P(F) \end{pmatrix} = \begin{pmatrix} 1/5 & 2/5 & 2/5 \\ 2/5 & 2/5 & 1/5 \\ 2/5 & 1/5 & 2/5 \end{pmatrix} \begin{pmatrix} P(A) \\ P(B) \\ P(C) \end{pmatrix}. \quad (5)$$

We now proceed iteratively and consider for example the upper subunit Λ_k of Λ_{k-1} that contains the nodes A, E, F of level k . This choice is taken into account by assigning to a variable i_k the value $0 \equiv \text{top}$. It is of course possible to apply the same operation to any of the two other subunits : the lower-left one ($i_k = 1 \equiv \text{left}$) or the lower-right one ($i_k = 2 \equiv \text{right}$). Let us then rename the nodes of level $k-1$ in Λ_{k-1} and the nodes of level k in Λ_k as follows:

$$\begin{aligned} t^{(k-1)} &= A, \quad l^{(k-1)} = B, \quad r^{(k-1)} = C, \\ t^{(k)} &= A, \quad l^{(k)} = E, \quad r^{(k)} = F. \end{aligned}$$

Equation (5) can then be rewritten as:

$$\mathcal{P}^{(k)} \equiv \begin{pmatrix} P(t) \\ P(l) \\ P(r) \end{pmatrix}^{(k)} = \begin{pmatrix} 1 & 0 & 0 \\ 2/5 & 2/5 & 1/5 \\ 2/5 & 1/5 & 2/5 \end{pmatrix} \begin{pmatrix} P(t) \\ P(l) \\ P(r) \end{pmatrix}^{(k-1)}. \quad (6)$$

Similarly, one can define three matrices \mathcal{M}_{i_k} such that equation (6) reads for each value of i_k corresponding to either a top, left or right subunit:

$$\mathcal{P}^{(k)} = \mathcal{M}_{i_k} \mathcal{P}^{(k-1)} \quad (7)$$

with

$$\mathcal{M}_0 = \begin{pmatrix} 1 & 0 & 0 \\ 2/5 & 2/5 & 1/5 \\ 2/5 & 1/5 & 2/5 \end{pmatrix}, \quad \mathcal{M}_1 = \begin{pmatrix} 2/5 & 2/5 & 1/5 \\ 0 & 1 & 0 \\ 1/5 & 2/5 & 2/5 \end{pmatrix}$$

and $\mathcal{M}_2 = \begin{pmatrix} 2/5 & 1/5 & 2/5 \\ 1/5 & 2/5 & 2/5 \\ 0 & 0 & 1 \end{pmatrix}. \quad (8)$

As shown above, any subunit (of level k) in the network can be reached recursively by defining a *path*, i.e. a sequence $\{i_1, \dots, i_k\}$ with $i_l \in \{0, 1, 2\}$ for $1 \leq l \leq k$. Iterating equation (7) then yields straightforwardly:

$$\mathcal{P}^{(k)} = \mathcal{M}_{i_k} \mathcal{M}_{i_{k-1}} \dots \mathcal{M}_{i_{k_0+1}} \mathcal{P}^{(k_0)}. \quad (9)$$

This shows that as soon as $\mathcal{P}^{(k_0)}$ is known for a given level k_0 , the splitting probability starting from *any* point of level $k \geq k_0$ can be obtained exactly and only requires to compute a product of $k - k_0$ 3×3 matrices. In particular if the targets are chosen among the 3 sites of level 0 then $\mathcal{P}^{(k_0)}$ is calculated trivially and the splitting probability for any starting point of the network is readily obtained.

Let us consider an explicit example illustrated in Fig. 4 that represents a Sierpinski gasket of generation 4. We aim at calculating the splitting probability to reach $t^{(0)}$ before $r^{(0)}$ starting from $l^{(4)}$:

$$P_{t^{(0)}|r^{(0)}}(l^{(4)}) \equiv P(l^{(4)}).$$

$P(l^{(4)})$ is the 2nd coordinate of the vector $\mathcal{P}^{(4)}$, associated to the subunit of level 4 (with vertices in red). Since the three matrices \mathcal{M}_0 , \mathcal{M}_1 and \mathcal{M}_2 are known, all we need to determine is the path of that subunit and the value of $\mathcal{P}^{(0)}$. As before, one has:

$$i_1, i_2, i_3, i_4 = 2, 0, 1, 2$$

and clearly

$$\mathcal{P}^{(0)} = \begin{pmatrix} 1 \\ 1/2 \\ 0 \end{pmatrix}.$$

Thus, applying equation (9), we get $\mathcal{P}^{(4)} = \begin{pmatrix} 234/625 \\ 229/625 \\ 89/250 \end{pmatrix}$, so that finally:

$$P(l^{(4)}) = \frac{229}{625} \quad (10)$$

C. MFPT

In this section we consider the MFPT of a random walker to a target site \mathbf{r}_T starting from a site \mathbf{r} , that we denote $T(\mathbf{r})$. Following the main steps of derivation of the splitting probability, we first write down a backward equation for the MFPT starting from a given site \mathbf{r} of level k in a subunit Λ_{k-1} of level $k - 1$ (see Fig. 2):

$$-\tau_k = \Delta T(\mathbf{r}) = \sum_{\mathbf{r}' \in \mathcal{L}_k \cap \Lambda_{k-1}} \pi(\mathbf{r}'|\mathbf{r})T(\mathbf{r}') - T(\mathbf{r}). \quad (11)$$

As discussed before, the splitting probability $\pi(\mathbf{r}'|\mathbf{r})$ is readily given by the transition probability $w(\mathbf{r}'|\mathbf{r})$ on the corresponding graph Γ_1 of generation 1 formed by the sites of level k in Λ_{k-1} (sites A, B, C, D, E, F in Fig 2). In addition we introduced the quantity τ_k defined as the time it takes a random walker to exit a subunit of level k . On the example of the right hand side of Fig 2, τ_k is the mean time to reach either B, D, F, A starting from E . Note that by symmetry it can also be defined as the mean time to reach either E or F starting from A . In this example, all the exit nodes of a given subunit play a symmetric role, and by construction, all subunits of a given level are the same. Therefore τ_k does not depend on \mathbf{r} in equation (11). This property results here from the symmetry of the initiator Γ_0 , in which all nodes are equivalent, and from the symmetry of the transition probabilities. As stated previously, we will consider in this paper only networks having this property.

More explicitly, we rely on the example of Fig. 2 and assume that the MFPT starting from the sites A, B, C of level $k - 1$ is known. Using Eq. (11), one can write :

$$T(E) = \frac{1}{4} \left[(T(A) + \tau_k) + (T(F) + \tau_k) \right. \\ \left. + (T(D) + \tau_k) + (T(B) + \tau_k) \right],$$

and the the 2 similar relations at nodes F and D . Following the derivation of splitting probabilities above, the MFPT starting from any site of level k can be expressed linearly in terms of the MFPT starting from sites of level $k - 1$. For example, focusing on the top subunit AEF (corresponding to the choice $i_k = 0$), one obtains:

$$\mathcal{T}^{(k)} = \tau_k \begin{pmatrix} 0 \\ 2 \\ 2 \end{pmatrix} + \begin{pmatrix} 1 & 0 & 0 \\ 2/5 & 2/5 & 1/5 \\ 2/5 & 1/5 & 2/5 \end{pmatrix} \mathcal{T}^{(k-1)} \\ = \tau_k \mathcal{V}_0 + \mathcal{M}_0 \mathcal{T}^{(k-1)}, \quad (12)$$

where $\mathcal{T}^{(k)} \equiv \begin{pmatrix} T(t) \\ T(l) \\ T(r) \end{pmatrix}^{(k)}$ denotes the vector of MFPTs

starting from the 3 vertices of level k of a given subunit of level k located by its path $\{i_1, \dots, i_k\}$. Similar equations can be obtained for the left ($i_k = 1$) or the right ($i_k = 2$) subunit, and yield the following general recursive relation

:

$$\mathcal{T}^{(k)} = \tau_k \mathcal{V}_{i_k} + \mathcal{M}_{i_k} \mathcal{T}^{(k-1)}, \quad (13)$$

where the \mathcal{M}_{i_k} matrices are given by Eq. (8) and

$$\mathcal{V}_0 = \begin{pmatrix} 0 \\ 2 \end{pmatrix} \quad \mathcal{V}_1 = \begin{pmatrix} 2 \\ 0 \\ 2 \end{pmatrix} \quad \mathcal{V}_2 = \begin{pmatrix} 2 \\ 2 \\ 0 \end{pmatrix}. \quad (14)$$

Assuming that $\mathcal{T}^{(k_0)}$ is known for some level k_0 , the MFPT for a given level $k > k_0$ can then be written as:

$$\mathcal{T}^{(k)} = \tau_k \mathcal{V}_{i_k} + \sum_{l=k_0}^{k-1} \tau_l (\mathcal{M}_{i_k} \mathcal{M}_{i_{k-1}} \cdots \mathcal{M}_{i_{l+1}}) \mathcal{V}_{i_l}, \quad (15)$$

where here by definition $\tau_{i_{k_0}} \mathcal{V}_{i_{k_0}} \equiv \mathcal{T}^{(k_0)}$. We give below the example where the target is located at the apex, for which the determination of $\mathcal{T}^{(0)}$ is straightforward. As we show in the next paragraph, τ_k can be calculated explicitly. In the case where the target is located at the apex, Eq. (15) therefore provides an explicit and exact expression of the MFPT starting from any starting site of the network. Examples will be given below.

Determination of the exit time τ_k . The notations we refer to are those of figure 2. It is easily seen that τ_k and τ_{k-1} are related by the following system:

$$\begin{cases} \tau_{k-1} = \tau_k + \frac{1}{2}(\mathfrak{T}(E) + \mathfrak{T}(F)) \\ \mathfrak{T}(E) = \frac{1}{4}[(\tau_k + \tau_{k-1}) + (\tau_k + \mathfrak{T}(F)) + (\tau_k + \mathfrak{T}(D)) + \tau_k] \\ \mathfrak{T}(D) = \frac{1}{4}[(\tau_k + \mathfrak{T}(E)) + (\tau_k + \mathfrak{T}(E))] + \frac{1}{2}\tau_k \\ \mathfrak{T}(E) = \mathfrak{T}(F), \end{cases}$$

where $\mathfrak{T}(E)$, $\mathfrak{T}(F)$ and $\mathfrak{T}(D)$ denote the mean time to reach *any* of the two B or C sites starting from E , F and D . The solution of this system is $\tau_{k-1} = 5\tau_k$ which leads to $\tau_k = 5^{n-k}\tau_n$. At level n the subunit is a simple triangular graph so that obviously $\tau_n = 1$. Finally, one has:

$$\tau_k = 5^{n-k}. \quad (16)$$

Example 1. Here, we refer again to Fig. 4 and we wish to calculate $T(l^{(4)})$ when the target is set at the apex $t^{(0)}$. First, it is necessary to determine $\mathcal{T}^{(0)}$:

$$T(l^{(0)}) = \tau_0 + \frac{1}{2}T(r^{(0)}) \quad \text{and} \quad T(l^{(0)}) = T(r^{(0)}),$$

therefore

$$\mathcal{T}^{(0)} = 2 \times 5^n \begin{pmatrix} 0 \\ 1 \\ 1 \end{pmatrix} = \tau_0 \mathcal{V}_0. \quad (17)$$

The path and the value of τ_k are already known. Finally one obtains:

$$\mathcal{T}^{(4)} = 1176 \quad (18)$$

Example 2 : a class of sources. In the present example, the aim is to study the MFPT dependence with respect to the target-source distance. The target is left at $t^{(0)}$, and the class of sources is the sites located on the adjacent edge $[t^{(0)}, l^{(0)}]$, at the distances $r_p = 2^p$, $0 \leq p \leq n$. Those sources are the lower-left vertices of the triangles corresponding to the paths $\{0\}$ ($r = 2^n$), $\{0, 0\}$ ($r = 2^{n-1}$), $\{0, 0, 0\}$ ($r = 2^{n-2}$), etc. Thus, the problem is solved by using formula (15) for $k = n - p$ and $\mathcal{M}_{i_l} = \mathcal{M}_0$ for all l . We find finally:

$$T(r = 2^p) = 5^p (3^{n-p+1} - 1). \quad (19)$$

The latter result can be compared to the general asymptotic expression of the MFPT that has recently been derived in [17] in the large system size limit. In the case of a target located at the apex of the Sierpinsky gasket it reads for N large :

$$T_a \sim 2Nr^{d_w - d_f}, \quad (20)$$

where r is the source-target distance, d_f the fractal dimension of the network and d_w the walk dimension, characterizing the power-law behaviour of the mean-square displacement with respect to time : $\langle \Delta r^2 \rangle \sim t^{2/d_w}$. In the present case, $2N = 3^{n+1} + 3$, $d_f = \ln(3)/\ln(2)$ and $d_w = \ln(5)/\ln(2)$. Thus:

$$T_a \sim 5^p 3^{n-p+1}. \quad (21)$$

As expected this asymptotic regime is recovered by taking the large volume limit $n \rightarrow \infty$ in the exact expression (19).

D. Averages

In this section, we aim at calculating the MFPT to a target site averaged over different classes of starting points. The average can cover either a class of starting points (all the sites of a given level, all sites of a given connectivity...) or all the sites of network. In this latter case the averaged MFPT is often called the Global MFPT [8, 11]. We will show in this section that averages of the MFPT over all sites of a given level take simple explicit forms.

In the case of the Sierpinski gasket, we start from Eq. (15) that gives an explicit expression of the MFPT starting from any of the three points of level k in a given subunit of level k . Since each subunit of level k is in one to one correspondence with a path $\{i_1, \dots, i_k\}$, one has to calculate $\sum_{\{i_1, \dots, i_k\}} \mathcal{T}^{(k)}$. Here we assume that the target site is at level 0 and that $\mathcal{T}^{(0)}$ is known. Making use of the following identity

$$\sum_{\{i_1, \dots, i_k\}} \sum_{l=0}^k = \sum_{l=0}^k \sum_{\{i_1, \dots, i_k\}},$$

we are back to calculate the expression

$$\sum_{\{i_1, \dots, i_k\}} (\mathcal{M}_{i_k} \mathcal{M}_{i_{k-1}} \cdots \mathcal{M}_{i_{l+1}}) \mathcal{V}_{i_l}.$$

The variable i_k is chosen out of a set of p values (in the case of the Sierpinski gasket, $p = 3$), and one has:

$$\begin{aligned} \sum_{\{i_1, \dots, i_k\}} (\mathcal{M}_{i_k} \mathcal{M}_{i_{k-1}} \cdots \mathcal{M}_{i_{l+1}}) \mathcal{V}_{i_l} &= p^{l-1} \\ &\times (\mathcal{M}_0 + \mathcal{M}_1 + \dots + \mathcal{M}_p)^{k-l} (\mathcal{V}_0 + \mathcal{V}_1 + \dots + \mathcal{V}_p). \end{aligned} \quad (22)$$

We then define $\mathcal{M}_{tot} = \mathcal{M}_0 + \dots + \mathcal{M}_p$ and $\mathcal{V}_{tot} = \mathcal{V}_0 + \dots + \mathcal{V}_p$, and obtain the following general formula:

$$\sum_{paths} \mathcal{T}^{(k)} = (\mathcal{M}_{tot})^k \mathcal{T}^{(0)} + \sum_{l=1}^k \tau_l p^{l-1} (\mathcal{M}_{tot})^{k-l} \mathcal{V}_{tot}. \quad (23)$$

We give below explicit examples.

Case of a single target at the apex. Let us consider a given level k , and denote by $S^{(k)}$ the MFPT to a target site set at the apex summed over all the starting sites of level k . Using expressions (8) and (14), and the fact that $p = 3$ for the Sierpinski gasket, the diagonalization of \mathcal{M}_{tot} leads to:

$$\begin{aligned} p^{l-1} (\mathcal{M}_{tot})^{k-l} \mathcal{V}_{tot} &= \frac{3^{k-1}}{5^{k-l}} \begin{pmatrix} 3 & 1 & 1 \\ 1 & 3 & 1 \\ 1 & 1 & 3 \end{pmatrix}^{k-l} \begin{pmatrix} 4 \\ 4 \\ 4 \end{pmatrix} \\ &= 4 \times 3^{k-1} \begin{pmatrix} 1 \\ 1 \\ 1 \end{pmatrix}. \end{aligned} \quad (24)$$

Then, using $\mathcal{T}^{(0)} = \tau_0 \mathcal{V}_0$, Eq. (23) yields:

$$\begin{aligned} \sum_{paths} \mathcal{T}^{(k)} &= 4 \times 6^{k-1} 5^{n-k} \begin{pmatrix} -2 \\ 1 \\ 1 \end{pmatrix} \\ &+ 5^{n+1} 3^{k-1} (1 - 5^{-k-1}) \begin{pmatrix} 1 \\ 1 \\ 1 \end{pmatrix}. \end{aligned} \quad (25)$$

The first coordinate of the latter expression corresponds to the sum of the MFPTs starting from the top vertex of each of the subunits of level k . Its 2nd and 3rd coordinates are respectively the sum for the left vertices and for the right vertices. An examination of the Sierpinski gasket shows that the sum of the three coordinates of the vector defined by Eq. (25) is equal to $2S^{(k)} - T(l^{(0)}) - T(r^{(0)})$. Knowing that the number of sites of level k is $\frac{3^{k+1}+1}{2}$, we finally obtain the MFPT $\overline{\langle T \rangle}^{(k)}$ averaged over all starting sites of level k :

$$\begin{aligned} \overline{\langle T \rangle}^{(k)} &= \frac{2S^{(k)}}{3^{k+1} + 1} \\ &= \frac{5^{n+1} 3^k + 4 \times 5^n - 5^{n-k} 3^k}{3^{k+1} + 1}. \end{aligned} \quad (26)$$

For the particular case $k = n$ this quantity is the GMFPT and is in agreement with the results of [8].

The 3 vertices of level 0 are targets. We now assume that the 3 vertices of level 0 are targets and wish to calculate the MFPT averaged over all starting points of level k . The only quantity that we need to modify in the calculation of the previous paragraph is $\mathcal{T}^{(0)}$. In the case of 3 targets one has straightforwardly

$$\mathcal{T}^{(0)} = \begin{pmatrix} 0 \\ 0 \\ 0 \end{pmatrix}. \quad (27)$$

The other terms of equation (23), that are given by equation (24), are unchanged. We thus have:

$$\sum_{paths} \mathcal{T}^{(k)} = 5^n 3^{k-1} (1 - 5^{-k}) \begin{pmatrix} 1 \\ 1 \\ 1 \end{pmatrix}. \quad (28)$$

We finally obtain the desired quantity:

$$\overline{\langle T \rangle}^{(k)} = \frac{5^n 3^{k-1} (1 - 5^{-k})}{3^{k+1} + 1}. \quad (29)$$

E. Conclusion

In this section we have derived on the example of the Sierpinski gasket exact expressions of the splitting probabilities and MFPTs. Our method yields simple expressions in the case where the target(s) belong(s) to the level 0 of the network and applies to any starting site. This method can be readily generalized to other self-similar networks for which a similar addressing of the subunits of each level can be defined. The only task is then to calculate the matrices \mathcal{M}_i , the vectors \mathcal{V}_i and the exit time τ_k . The example of the T-graph is given in appendix, and further examples that require slight adaptations of the method are detailed below.

II. THE SONG-HAVLIN-MAKSE NETWORKS

We now consider the example of the Song-Havlin-Makse networks, which have been introduced in [23, 24] in order to build self-similar networks that mix fractal and non-fractal growing schemes. Here, we focus on the deterministic version of these networks, and show that the method developed in the previous section applies upon minor modifications.

The building scheme of these networks starts from a single link between two nodes. The next generation is obtained by attaching m new nodes (sons) to each of them, then by deleting the original link and by creating x new links connecting the newly created sons, as shown on figure 5. These networks are self-similar and a labeling of each subunit of level k can be defined. As before we will derive the corresponding matrices \mathcal{M}_{i_k} ,

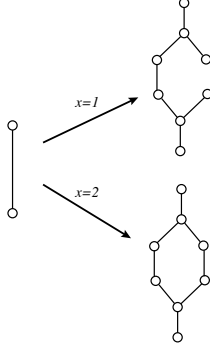


FIG. 5: Song-Havlin-Makse network renormalization scheme: starting from a link between two nodes, the next generation is obtained by attaching m new nodes (sons) to each of them, then by deleting the original link and by creating x new links connecting the newly created sons. Example of $m = 3$ and $x = 1$ or $x = 2$.

the vectors \mathcal{V}_{i_k} and the exit time τ_k . It is then possible to calculate explicitly splitting probabilities and MFPTs for any starting point on the network; here we will calculate examples of MFPTs averaged over different classes of sources.

Labeling of subunits and sites. Figure 6 shows a possible labeling based on 2-dimensional vectors. The scheme does not depend on m and x (provided that $x \geq 1$). This is due to the symmetric role of the x connecting links (respectively of the $m - x$ free links). Although the results do depend on m and x , this dependence does not apply to the matrices and vectors. This can be understood as follows. By definition (see Eq. (7)), \mathcal{M}_k determines how the splitting probabilities $P(a^{(k)})$ and $P(b^{(k)})$ at level k are related to the same quantities at level $k-1$. It is easy to see that all trajectories starting from one of the nodes at level k in one branch will reach sites $a^{(k-1)}$ or $b^{(k-1)}$ of level $k-1$ before any other site of other branches. As a consequence, \mathcal{M}_k is independent of the number x of linking branches (or the number $m - x$ of free branches).

Matrices and vectors. One finds

$$\begin{aligned} \mathcal{M}_1 &= \begin{pmatrix} 1 & 0 \\ 1 & 0 \end{pmatrix}, \quad \mathcal{M}_2 = \begin{pmatrix} 0 & 1 \\ 0 & 1 \end{pmatrix}, \quad \mathcal{M}_3 = \begin{pmatrix} 1 & 0 \\ 2/3 & 1/3 \end{pmatrix}, \\ \mathcal{M}_4 &= \begin{pmatrix} 2/3 & 1/3 \\ 1/3 & 2/3 \end{pmatrix}, \quad \mathcal{M}_5 = \begin{pmatrix} 1/3 & 2/3 \\ 0 & 1 \end{pmatrix}, \quad (30) \\ \mathcal{V}_1 &= \begin{pmatrix} 0 \\ 1 \end{pmatrix}, \quad \mathcal{V}_2 = \begin{pmatrix} 0 \\ 1 \end{pmatrix}, \quad \mathcal{V}_3 = \begin{pmatrix} 0 \\ 2 \end{pmatrix}, \quad \mathcal{V}_4 = \begin{pmatrix} 2 \\ 2 \end{pmatrix}, \quad \mathcal{V}_5 = \begin{pmatrix} 2 \\ 0 \end{pmatrix}. \quad (31) \end{aligned}$$

Crossing time. One finds

$$\tau_k = \left(3 + \frac{6m}{x}\right)^{n-k}. \quad (32)$$

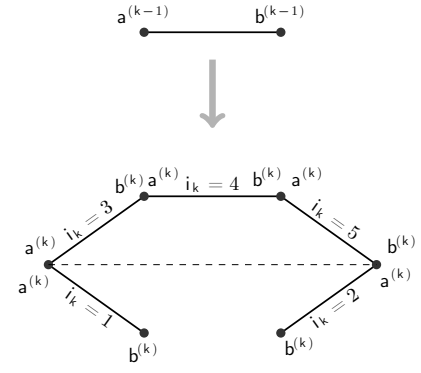


FIG. 6: Song-Havlin-Makse network : indexes. The indexation of the points does not depend on m nor x (when $x \neq 1$), because all the x connection links play a symmetric role, likewise the $m - x$ free links. Note the switch of positions of a and b in the case $i_k = 2$.

A. MFPT averaged over starting sites of level k

The target is set at $a^{(0)}$. Let us introduce the parameter ν_{i_k} , that numbers the repetition of a branch i_k :

$$\begin{cases} \nu_1 = \nu_2 = m - x \\ \nu_3 = \nu_4 = \nu_5 = x \end{cases}.$$

Due to the branch repetitions, it is necessary to adapt equation (23) by using the following notation :

$$\mathcal{M}_{tot} = \sum_{q=1}^5 \nu_q \mathcal{M}_q; \quad \mathcal{V}_{tot} = \sum_{q=1}^5 \nu_q \mathcal{V}_q; \quad \nu_{tot} = \sum_{q=1}^5 \nu_q.$$

The analog of equation (23) is then :

$$\sum_{paths} \mathcal{T}^{(k)} = \tau_0 \mathcal{M}_{tot}^k \mathcal{V}_{i_0} + \sum_{l=1}^k \tau_l \nu_{tot}^{l-1} \mathcal{M}_{tot}^{k-l} \mathcal{V}_{tot}, \quad (33)$$

with $\mathcal{V}_{i_0} = \begin{pmatrix} 0 \\ 1 \end{pmatrix}$. Let us define:

$$\mu = 3 + \frac{6m}{x}, \quad \lambda_1 = x, \quad \lambda_2 = 2m + x$$

where λ_1 and λ_2 are the two eigenvalues of \mathcal{M}_{tot} . Thus:

$$\begin{aligned} \sum_{paths} \mathcal{T}^{(k)} &= \frac{1}{2} \mu^n \left[\lambda_1^k \begin{pmatrix} -1 \\ 1 \end{pmatrix} + \lambda_2^k \begin{pmatrix} 1 \\ 1 \end{pmatrix} \right] + \sum_{l=1}^k \mu^{n-l} \lambda_2^{l-1} \\ &\quad \times \left[\lambda_1^{k-l} (m-x) \begin{pmatrix} -1 \\ 1 \end{pmatrix} + \lambda_2^{k-l} (m+3x) \begin{pmatrix} 1 \\ 1 \end{pmatrix} \right] \\ &= \left[\frac{1}{2} \left(1 + \frac{m-x}{\lambda_2} \right) \lambda_1^k \begin{pmatrix} -1 \\ 1 \end{pmatrix} \right. \\ &\quad \left. + \left(\frac{1}{2} + \frac{m+3x}{(\mu-1)\lambda_2} \right) \lambda_2^k \begin{pmatrix} 1 \\ 1 \end{pmatrix} \right. \\ &\quad \left. - \left(\frac{m-x}{2\lambda_2} \begin{pmatrix} -1 \\ 1 \end{pmatrix} + \frac{m+3x}{(\mu-1)\lambda_2} \begin{pmatrix} 1 \\ 1 \end{pmatrix} \right) \left(\frac{x}{3} \right)^k \right] \mu^n. \quad (34) \end{aligned}$$

In order to relate the previous formula to $\overline{\langle T \rangle}^{(k)}$, we need to take into account the repetitions of branch $i_k = 5$, otherwise the nodes belonging to the levels $\leq k-1$ would be counted several times. Let us call N_k the number of sites belonging to level k . An examination of the labeling scheme shows that $\overline{\langle T \rangle}^{(k)}$ is related to the 2nd coordinate of $\sum_{paths} \mathcal{T}^{(k)}$ by:

$$(N_k - 1) \overline{\langle T \rangle}^{(k)} = \sum_{paths} \mathcal{T}^{(k)} \Big|_2 - (x-1) \sum_{l=0}^{k-1} \sum_{paths} \mathcal{T}^{(l)} \Big|_2, \quad (35)$$

which yields:

- for $x \neq 3$:

$$\begin{aligned} \overline{\langle T \rangle}^{(k)} = \frac{\mu^n}{N_k - 1} & \left[\frac{1}{2} \left(1 + \frac{m-x}{\lambda_2} \right) \right. \\ & + \left(\frac{1}{2} + \frac{m+3x}{(\mu-1)\lambda_2} \right) \frac{\lambda_2^{k+1} - x\lambda_2^k + x-1}{\lambda_2 - 1} \\ & \left. - \left(\frac{m-x}{2\lambda_2} + \frac{m+3x}{(\mu-1)\lambda_2} \right) \frac{3x-3-2x(x/3)^k}{x-3} \right], \quad (36) \end{aligned}$$

- for $x = 3$: in the latter expression the fraction $\frac{3x-3-2x(x/3)^k}{x-3}$ (in the third term of the bracket) needs to be replaced by $1 - 2k$.

In expression (36) the volume of level k writes :

$$N_k = 2m \frac{\lambda_2^k - 1}{\lambda_2 - 1} + 2. \quad (37)$$

B. MFPT averaged over the starting sites of connectivity 1.

Let us keep the target at $a^{(0)}$, and calculate the MFPT averaged over the starting sites of connectivity equal to 1. They belong to level n ; let us call $N_{\kappa=1}$ their number. One has:

$$N_{\kappa=1} = 2(m-x)\lambda_2^{n-1}. \quad (38)$$

An examination of the labeling scheme leads to the following formula, that relates the sum $(N_{\kappa=1} - 1) \overline{\langle T \rangle}_{\kappa=1}$ to the coordinates of $\sum_{paths} \mathcal{T}^{(k)}$, which has been calculated previously:

$$\begin{aligned} (N_{\kappa=1} - 1) \overline{\langle T \rangle}_{\kappa=1} = & \sum_{paths} \left(\mathcal{T}^{(n)} \Big|_2 - \mathcal{T}^{(n)} \Big|_1 \right) \\ & + \sum_{paths} \left(m \mathcal{T}^{(n-1)} \Big|_1 - (2x-m) \mathcal{T}^{(n-1)} \Big|_2 \right). \quad (39) \end{aligned}$$

The MFPT averaged over all sites of connectivity 1 can then be calculated, using expression (34):

$$\begin{aligned} (N_{\kappa=1} - 1) \overline{\langle T \rangle}_{\kappa=1} = & \left[4\lambda_2^{n-1} \left(3m + 2x + \frac{3m^2}{x} \right) \right. \\ & \left. + \frac{2}{3} \left(\frac{x}{3} \right)^{n-1} (3m - 7x) \right] \frac{\mu^n(m-x)}{\lambda_2(\mu-1)}. \quad (40) \end{aligned}$$

We show in appendix that this method also applies to the case of the (u, v) -flower networks introduced in [25] as examples of deterministic scale-free networks, that are either fractal or small-world.

III. A DIFFERENT METHOD FOR HIERARCHICAL GRAPHS

A. Recursivity and Modularity

We now consider a different class of graphs, that is hierarchical, non-decimable, self-similar networks, which are built deterministically and recursively in a manner reminiscent of exact fractal lattices. More precisely, the graph of generation g is obtained by properly *linking* together a certain number of copies of generation $g-1$. Differently from networks previously analyzed, where different replicas meet at a single node, here exact renormalization procedures are not applicable. Yet, we can exploit modularity to detect analogous subgraphs whose nodes satisfy intrinsic, mutual relations, and self-similarity, which allows to establish recursion relations.

Now, in order to fix ideas we focus on a particular example of hierarchical network, introduced in [26] and further investigated in [27–30], (see Fig. 7); other examples can be found in [22, 31–34].

By denoting as \mathcal{G}_g the graph of generation g , we have that \mathcal{G}_0 is given by a single node, also called “root”, while \mathcal{G}_1 is a chain of length three obtained from \mathcal{G}_0 by adding two more nodes and connecting each of them to the root; the two nodes added are called “rims” (of level 1). Similarly, at the second iteration, one introduces two copies of \mathcal{G}_1 , whose rims are directly connected to the root: now the root is connected to the original two rims of level 1 and to four rims of level 2.

Proceeding analogously, at the g -th iteration one introduces two replica of the existing graph, i.e. of \mathcal{G}_{g-1} , and connects the root with all the new $2 \times 2^{g-1}$ rims, referred to as rims of level g . Hence, the root turns out to be a hub connected with 2^n rims of level n , where $n \in [1, g]$, in such a way that its coordination number is $z_g = 2(2^g - 1)$, on the other hand, rims of level n have a coordination number equal to n .

Given a rim of level n , here referred to as r_n , one can see that it is not only connected to the root but also to other “minor hubs” $h_{k,n}$, namely nodes that work as main hub for any subgraph \mathcal{G}_k , $k = 1, \dots, n$, containing both r_n and $h_{k,n}$; more precisely, we refer to $h_{k,n}$ as the

hub of height k , with respect to a rim of level n (see Fig. 7). The root will be also referred to as the main hub and denoted as $H \equiv h_{g,g}$. Also, given a node i which is a rim of level n , we say that the set of rims of the same level and sharing with i the same hub of height k are rims shifted by k with respect to i ; this set is denoted as $\{r_{k,n}\}$ and its cardinality is $|\{r_{k,n}\}| = 2^n$ (see Fig. 7). The total number of nodes making up \mathcal{G}_g is $N_g = 3^g$, while the total number of rims is $\sum_{l=1}^g 2^l = 2(2^g - 1) = z_g$.

Furthermore, we mention that the degree distribution for hubs is given by the power law $P(k) \sim k^{-\gamma}$, with exponent $\gamma = \log 3 / \log 2 \approx 1.59$, while the remaining nodes follow an exponential degree distribution $P(k) \sim (2/3)^k$. For further details about the topological properties of \mathcal{G}_g we refer to [26–30].

We also notice that each subgraph making up the whole graph can be looked at as a module; connections between a module and the remaining graph are few (with respect to the size of the subgraph itself) and concern only the pertaining rims. Indeed, it is possible to determine a hierarchy of nodes, based on their degree of clustering, consistently with [22]: Although for \mathcal{G}_g it is not possible to establish a one-to-one correspondence between the clustering coefficient of a vertex and its degree, one can see that the clustering coefficient [38] decreases with the degree.

The MFPT's on \mathcal{G}_g have already been analyzed for special target locations [28–30] and, before proceeding, it is worth recalling some results which may be useful in the following. In particular, for a simple RW on \mathcal{G}_g , the mean time to first reach the main hub H starting from an arbitrary rim of level g is [28]

$$T_g(H, r_g) = \frac{8}{3} \left(\frac{3}{2}\right)^g - 3, \quad (41)$$

while the mean time to first reach any of the 2^g rims of level g starting from the main hub is

$$T_g(\{r_g\}, H) = \frac{4}{3} \left(\frac{3}{2}\right)^g - 1, \quad (42)$$

where the mean is taken over all possible paths; notice that the asymptotic behavior of $T_g(H, r_g)$ and $T_g(\{r_g\}, H)$ is the same, namely $\sim (3/2)^g$, even if the number of targets is 1 and 2^g , respectively.

B. Labeling code and time to main hub

We now introduce a method which allows to calculate straightforwardly the mean time to first reach the main hub starting from an arbitrary node. First of all, we need a proper labeling for nodes which exploits the topological features of the structure. Basically, we associate to an arbitrary node i belonging to the graph \mathcal{G}_g a code, e.g. $\xi_i = (l r t \dots r r t)$, made up of g letters properly chosen in the alphabet $\{t, r, l\}$, as we are going to explain. The whole graph can be looked at as the combination of three graphs

of the previous generation: \mathcal{G}_{g-1} (corresponding to t) and two copies of \mathcal{G}_{g-1} arranged on the right (r) and on the left (l), respectively. Now, according to which of these main subgraphs i belongs to, we have that ξ_i^1 is equal to either t , r or l . Once detected the main subgraph, one proceeds analogously distinguishing the three subgraphs of second order, i.e. \mathcal{G}_{g-2} , and evaluating which contains the node i , hence determining ξ_i^2 . Finally, at the g -th iteration, one is left with the subgraph \mathcal{G}_1 , in such a way that its subgraphs are simply three nodes, one of them corresponds to i . For instance, referring to Fig. 7, we have:

$$\begin{aligned} \xi_4 &= (t l l t), \\ \xi_{28} &= (l t t t), \\ \xi_{41} &= (l l l l), \\ \xi_{52} &= (l r r t). \end{aligned}$$

As anticipated, we focus on arrangements where source and target belong to different modules; as we will see, this typically requires the passage through H , in such a way that we first need to calculate the time $T(H, i)$. For this aim, our addressing, while able to determine univocally a node, is somehow redundant, since, due to the intrinsic symmetry, the distinction between left and right subgraphs is unnecessary. For this reason, one can denote any of the two subgraphs in the bottom as b in such a way that, for a graph of generation g , one could write $\xi_i = (t^{i_1} b^{i_2} \dots t^{i_{k-1}} b^{i_k})$, with $\sum_{l=1}^k i_l = g$; also notice that, without loss of generality, we can always assume $\xi_i^1 = t$ and $\xi_i^k = b$, with i_1 and i_k possibly zero, while $i_l > 0$ for $l \in [2, k-1]$. Reading this string from right to left, we can write a general expression for the MFPT from i to H . In fact, assuming that i is a rim ($\xi_i^k = b$) of a certain inner subgraph \mathcal{G}_{g_1} , in order to reach H , we need to pass through the main hub of \mathcal{G}_{g_1} itself, where g_1 is simply i_k . Now, the main hub of \mathcal{G}_{g_1} is either H (when $i_k = g$ or when $k = 2$) or the main hub of a certain inner subgraph \mathcal{G}_{g_2} , where g_2 turns out to be $i_k + i_{k-1}$. One can proceed analogously, bouncing from hub to rim and from rim to hub of larger and larger subgraphs, in such a way that the following general expression for the MFPT from i to H holds

$$\begin{aligned} T(H, i) &\equiv T(H, \xi_i) = \\ &= \sum_{l=1}^k [T_{j_l}(H, r_{j_l}) + T_{j_{l+1}}(\{r_{j_{l+1}}\}, H)], \\ j_l &= g - \sum_{\nu=1}^l i_{\nu}, \end{aligned} \quad (43)$$

where we used H to indicate the main hub of the (sub)graph considered (denoted by the index j_l) and $T_0 = 0$. Recalling the examples above and using Eqs. 41

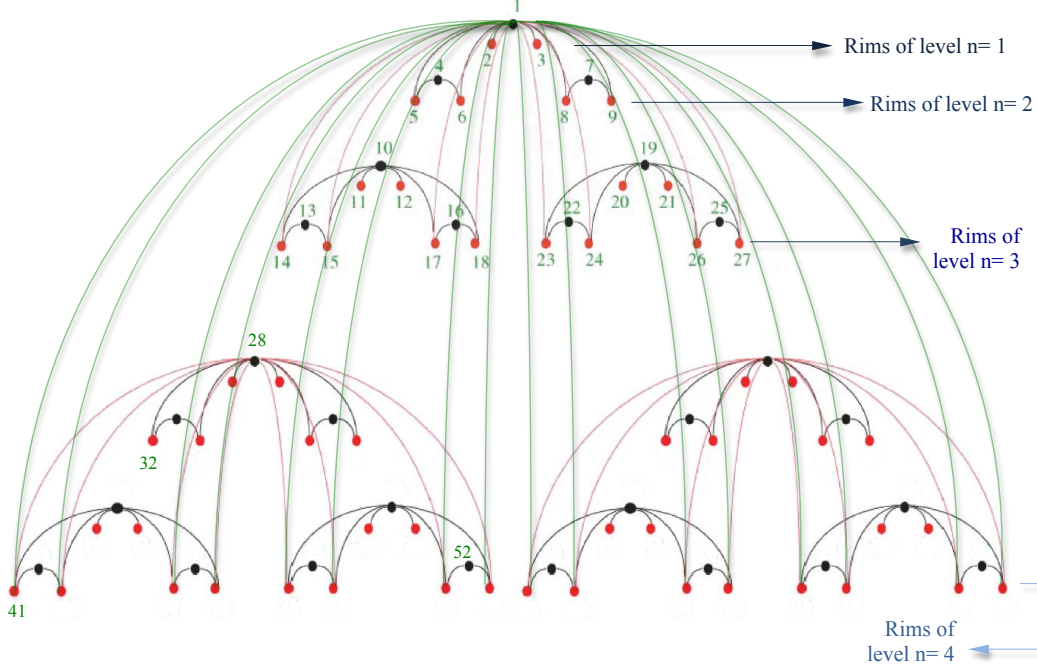


FIG. 7: (Color on line) The graph \mathcal{G}_g of generation $g = 4$. Darker nodes are hubs and brighter nodes are rims (of different subgraphs/levels). The labeling is complete for the subgraph in the top, and proceed analogously for the other subgraphs for which only a few labels have been inserted as example. Here 1 represents the main hub, i.e. $H \equiv h_{4,4}$, nodes $\{2, 3\}$ are rims of level 1, nodes $\{5, 6, 8, 9\}$ are rims of level 2 and so on, as specified. Also, focusing on node 14, we notice that 10 and 13 are $h_{2,3}$ and $h_{1,3}$, respectively, while node 15 is $r_{1,3}$, $\{17, 18\} = \{r_{2,3}\}$ and $\{23, 24, 26, 27\} = \{r_{3,3}\}$.

and 42, we write

$$\begin{aligned}
 T(H, \xi_4) &= T(t^2bt) = T_1(\{r_1\}, H) + T_2(H, r_2), \\
 T(H, \xi_{28}) &= T(bt^3) = T_3(\{r_3\}, H) + T_4(H, r_4), \\
 T(H, \xi_{41}) &= T(b^4) = T_4(H, r_4), \\
 T(H, \xi_{52}) &= T(b^3t) = T_1(\{r_1\}, H) + T_4(H, r_4).
 \end{aligned}$$

Of course, summing up such times over the whole set of nodes, one recovers the global mean first passage time $\tau_g \equiv \sum_{i \neq H} T(H, i)/(N - 1)$ [28, 31].

Now, in order to complete the calculation for the MFPT from an arbitrary source i to a target j , we need $T(j, H)$, which can be calculated exploiting the centrality of H and the self-similarity of the graph, by implementing a set of recursive equations. In order to preserve the generality of the method we focus on a particular class of targets, easily identifiable in generic hierarchical graphs, namely on rims of an arbitrary level n .

C. MFPT's from hubs

Beyond those discussed before, in order to calculate the MFPT from H to a rim r_n , we need further quantities. First, let us introduce the following: $T_g(r_n, H)$, which represents the mean time to go from the main hub to a rim of level n , $T_g(r_n, h_{k,n})$, which represents the mean time to go to a rim of level n from a hub of height k with respect to r_n , and $T_g(r_n, r_{k,n})$, which represents the mean time to reach a rim of level n from a rim of the same level, but “shifted” by k (see Fig. 7) [39].

Then, we can write the set of equations:

$$\begin{aligned}
 T_g(r_n, H) &= \frac{1}{z_g} + \frac{1}{z_g} \sum_{l=0}^{n-1} 2^l [1 + T_g(r_n, r_{l+1,n})] \quad (44) \\
 &+ \frac{1}{z_g} \sum_{l=1}^{n-1} 2^l [1 + T_l(H, r_l) + T_g(r_n, H)] \\
 &+ \frac{1}{z_g} \sum_{l=n+1}^g 2^l [1 + T_l(H, r_l) + T_g(r_n, H)],
 \end{aligned}$$

where the first term in the r.h.s. accounts for a direct jump from the root to the target, the second one accounts for shifted rims of level n itself and the remaining terms account for rims of all levels other than n ;

$$T_g(r_n, h_{k,n}) = \frac{1}{z_k} + \frac{1}{z_k} \sum_{l=0}^{k-1} 2^l [1 + T_g(r_n, r_{l+1,n})] \quad (45)$$

$$+ \frac{1}{z_k} \sum_{l=1}^{k-1} 2^l [1 + T_l(H, r_l) + T_g(r_n, h_{k,n})],$$

similarly to the previous case;

$$T_g(r_n, r_{k,n}) = \frac{1}{n} \sum_{l=k}^n [1 + T_g(r_n, h_{l,n})] \quad (46)$$

$$+ \frac{1}{n} \sum_{l=0}^{k-1} [1 + T_g(r_n, r_{k,n}) + T_l(\{r_l\}, H)],$$

where the first term in the r.h.s. accounts for the fact that to reach r_n you need to pass through a common minor hub, or, possibly H itself, while the second term accounts for bounces from the starting point to close (non common) minor hubs.

This system of recurrent equations can be solved by first focusing on Eqs. 45-46 and building up the differences between terms for $k+1$ and k so to get rid of the sums. The solutions found for $T_g(r_n, h_{k,n})$ and $T_g(r_n, r_{k,n})$ are then plugged into Eq. 44 and, exploiting Eqs. 41-42, as well as proper initial conditions (e.g. $2T(r_n, h_{1,n}) = 2 + T(r_n, r_{1,n})$ and $T_g(r_n, r_n) = T_g(H, r_n) + T_g(r_n, H)$), one obtains closed form expressions which read as:

$$T_g(r_n, H) = \frac{c_n}{2} \left[1 - \frac{1}{2^n} + \frac{n}{2^n} \psi(n) \right] + 3$$

$$- 4 \left(\frac{3}{2} \right)^{n-1} + 2^{2-n} (3^g - 2^g) \quad (47)$$

$$T_g(r_n, h_{k,n}) = 2 \left(\frac{3}{2} \right)^k - 1 + \frac{c_n}{2} \left[1 + \frac{n}{2} \phi(k, n) \right] \quad (48)$$

$$T_g(r_n, r_{k,n}) = \frac{c_n}{2} \left[1 + \frac{1}{2^k} \frac{n}{n-k} + \frac{n}{2} \phi(k, n) \right], \quad (49)$$

where

$$c_n = 8(3^g - 2^g) [2n - 1 - 2^{n-1} n \phi(n-1, n) + n \psi(n)]^{-1},$$

and

$$\phi(k, n) = \sum_{i=0}^{k-1} \frac{2^{-i}}{n-1-i},$$

$$\psi(n) = \sum_{l=0}^{n-1} \left(\frac{1}{n-l} + 2^{l-1} \phi(l, n) \right).$$

All these formula have been successfully checked versus numerical estimates obtained by means of the pseudo Laplacian [35].

It is convenient to report the asymptotic ($N \rightarrow \infty$, i.e. g large) expressions of previous quantities, which turn out to be the same for all of them, namely:

$$T_g(r_n, H) \sim T_g(r_n, h_{k,n}) \sim T_g(r_n, r_{k,n}) \sim \frac{3^g}{n}, \quad (50)$$

so that it is easy to see that the level n plays algebraically: although the distance hub-rim and rim-rim is equal to 1 and 2, respectively, whatever n, k , rims added at larger generations are “easier” to be reached. We also notice that the height of the minor hub considered or the shift among rims, just provide minor order corrections. In particular, once generation and level are fixed, the MFPT decreases with k , the reason is that, although the distance between starting point and target remains the same, independently of k , a large k implies the passage through more connected hubs which are easier to be reached.

Analogous recursive equations can be implemented for the case of multiple targets (see for examples [28, 29]), while here we just focus on the case of single target.

D. Examples

The results explained in the previous section, together with those summarized in the Sec.VA, allow to get an exact expression for the MFPT between two nodes i and j , such that the path has to include a hub h . In this way one first detects the hub h and then calculate $T(i, j)$ as a sum of the partial MFPT from i to h and from h to j . In order to clarify the procedure, we now present some examples where several kinds of situations are considered.

Source and Targets are both rims

Being i a rim of level n and j a rim of level m with $n \neq m$ [40], it is easy to see that, in order to go from i to j (or vice versa), one has to pass through H , so that

$$T(j, i) = T(r_m, r_n) = T_g(H, r_n) + T_g(r_m, H)$$

$$= T_n(H, r_n) + T_g(r_m, H) = \frac{8}{3} \left(\frac{3}{2} \right)^n - 3$$

$$+ \frac{c_m}{2} \left[1 - \frac{1}{2^m} + \frac{m}{2^m} \psi(m) \right] + 3$$

$$- 4 \left(\frac{3}{2} \right)^{m-1} + 2^{2-m} (3^g - 2^g) \sim \frac{3^g}{m}. \quad (51)$$

Hence, the leading term is typically $T_g(r_m, H)$. This also implies that the MFPT for the same nodes, but opposite direction, i.e. $T(r_n, r_m)$, differs from $T(r_m, r_n)$ and their ratio goes like n/m .

For example, let us refer to Fig. 7 and let us fix $i = 14$ and $j = 41$ (or, of course, equivalent nodes). Then, we find

$$T_4(41, 14) = T_3(H, r_3) + T_4(r_4, H) = 6 + 1109/12 \approx 98.42,$$

where we used Eqs. 41 and 47. Analogously,

$$T_4(14, 41) = T_4(H, r_4) + T_4(r_3, H) = 21/2 + 809/6 \approx 145.33.$$

As expected from Eq. 51, $T(14, 41) > T(41, 14)$ due to the fact that from the main hub it is easier to reach a rim which belongs to higher levels.

Source and Targets are a hub and a rim

Being i a hub of height k with respect to a set of rims of level n and j a rim of level m with $n \neq m$, again, in order to go from i to j (or vice versa), one has to pass through H , so that

$$\begin{aligned} T(j, i) &= T_g(\{r_n\}, h_{k,n}) + T_g(H, r_n) + T_g(r_m, H) \\ &= T_k(\{r_k\}, H) + T_g(H, r_n) + T_g(r_m, H) \quad (52) \\ &= \frac{4}{3} \left(\frac{3}{2}\right)^k - 1 + \frac{8}{3} \left(\frac{3}{2}\right)^n - 3 + \frac{c_m}{2} \\ &\times \left[1 - \frac{1}{2^m} + \frac{m}{2^m} \psi(m)\right] + 3 - 4 \left(\frac{3}{2}\right)^{m-1} \\ &+ 2^{2-m} (3^g - 2^g) \sim \frac{3^g}{m}. \quad (53) \end{aligned}$$

Hence, the leading term is typically $T_g(r_m, H)$. This is rather intuitive as $T_k(\{r_k\}, H)$ accounts for trapping on a set of 2^k nodes, $T_g(H, r_n)$ for trapping on the main hub, while $T_g(r_m, H)$ for trapping on a single node with relatively small (equal to m) coordination number.

As an example, let us consider the graph \mathcal{G}_4 in Fig. 7 and calculate

$$T_4(14, 28) = \frac{7}{2} + \frac{21}{2} + \frac{809}{6} \approx 148.83.$$

For comparison, let us also consider \mathcal{G}_3 for a “rescaled case”, that is

$$T_3(5, 10) = 2 + 6 + 54 = 62.$$

Source and Targets are rims of the same subgraph

Let us consider the subgraph $\mathcal{G}_{g'}$ of \mathcal{G}_g , where $g' < g$ and let us fix i and j as rims of level $m < n < g'$ of the subgraph, whose main hub has to be crossed in order to go from i to j ; for simplicity, let us assume that j also belongs to the set $\{r_g\}$ in \mathcal{G}_g . Therefore we can write

$$T(j, i) = T_{g'}(H, r_m) + T_g(r_n, h_{g',n}) \quad (54)$$

$$= T_m(H, r_m) + T_g(r_n, h_{g',n}) \quad (55)$$

$$\begin{aligned} &= \frac{8}{3} \left(\frac{3}{2}\right)^m + 2 \left(\frac{3}{2}\right)^{g'} - 4 + \frac{c_n}{2} \left[1 + \frac{n}{2} \phi(k, n)\right] \\ &\sim \frac{3^g}{n}. \end{aligned}$$

For example, still referring to the labeling of Fig. 7 let us fix $i = 32$ and $j = 41$. Then, for $g = 4$ we find

$$T(41, 32) = T_2(H, r_2) + T_4(r_4, h_{3,4}) = 3 + 887/12 \approx 76.92,$$

where we used Eqs. 41 and 48. Analogously, for $g = 3$ we find

$$T(14, 11) = T_1(H, r_1) + T_3(r_3, h_{2,3}) = 1 + 211/6 \approx 38.17.$$

IV. CONCLUSIONS

In this work we introduced general methods to calculate exactly first-passage quantities on self-similar networks, which are defined recursively. In particular, we focused on the mean first-passage time from a source S to one or to several target sites $\{T_i\}$, and on the splitting probability, namely the probability to reach, starting from S , a given target before all other targets. Indeed, these quantities allow a sound description of a wide range of dynamical processes such as diffusion limited reactions or search processes embedded in complex media [36, 37].

In general, the methods introduced strongly rely on the recursivity of the underlying structure, namely on the fact that the whole graph can be built according to a recursive procedure: at the n -th iteration the graph \mathcal{G}_n is obtained by properly combining a finite number of graphs \mathcal{G}_{n-1} , each corresponding to the graph itself at the previous iteration.

Recursive networks where replicas meet at a single node are amenable to exact analysis by renormalization techniques and we show that the above-mentioned first-passage quantities can be recast as solutions of simple matricial equations. We also consider examples where replicas are connected by links and exact decimation is no longer accomplishable; then, one can impose a number of coupled equations, each corresponding to a set of equivalent nodes.

Hence, a broad range of topologies can be addressed via a unifying approach: we considered explicitly recursive networks as diverse as finitely ramified fractals (Sierpinski gasket, T-fractal), scale-free (trans)fractals ((u, v) -flowers), non-fractals, mixtures between fractals and non-fractals (Song-Havlin-Makse networks), non-decimable hierarchical graphs (Barabási-Ravasz-Vicsek network).

In any case, calculations performed are exact; results previously obtained for special cases of target arrangements are recovered and extended to account for more general configurations.

Appendix A: The T-graph

In this section we apply the method that has been presented in section I to the T-graph (see Fig. 1). We first give the matrices \mathcal{M}_{i_k} , the vectors \mathcal{V}_{i_k} and the exit time τ_k . It is then possible to calculate explicitly splitting probabilities and MFPTs for any starting point on the network. For example, we calculate explicitly two different types of averages: the MFPT averaged over starting points of a given level and the MFPT averaged over all starting sites with a given connectivity. In the particular case where the average is performed over all starting positions, we recover the result of Ref [10].

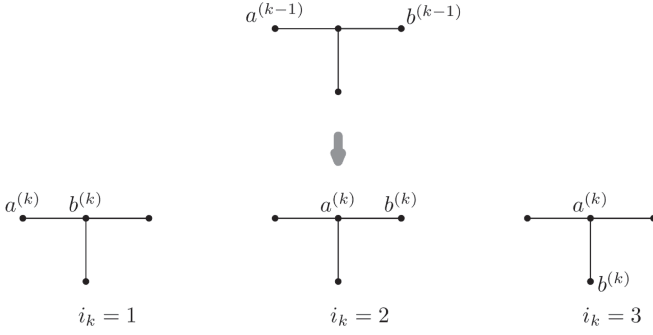


FIG. 8: Renormalization scheme and indexes for the T-graph

1. General results

Quantities \mathcal{P} and \mathcal{T} are here 2-dimensional vectors, and will be denoted $\begin{pmatrix} a \\ b \end{pmatrix}^{(k)}$. Figure 8 shows the chosen (but not unique) labeling scheme ($p = 3$).

Matrices and vectors. One finds

$$\begin{aligned} \mathcal{M}_1 &= \begin{pmatrix} 1 & 0 \\ 1/2 & 1/2 \end{pmatrix}, & \mathcal{M}_2 &= \begin{pmatrix} 1/2 & 1/2 \\ 0 & 1 \end{pmatrix}, \\ \mathcal{M}_3 &= \begin{pmatrix} 1/2 & 1/2 \\ 1/2 & 1/2 \end{pmatrix}. \end{aligned} \quad (\text{A1})$$

$$\mathcal{V}_1 = \begin{pmatrix} 0 \\ 2 \end{pmatrix}, \quad \mathcal{V}_2 = \begin{pmatrix} 2 \\ 0 \end{pmatrix}, \quad \mathcal{V}_3 = \begin{pmatrix} 2 \\ 3 \end{pmatrix}. \quad (\text{A2})$$

Crossing time. One finds

$$\tau_k = 6^{n-k}. \quad (\text{A3})$$

2. Examples of averaged MFPTs

Let us consider the case where the target is located at the extreme left vertex of the T-graph : $T = a^{(0)}$. Note that an average MFPT calculated for that target for a network of generation n is equal to an average for the next $(n + 1)$ generation with a target at the center. Using that setting, the equivalent of equation (15) is:

$$\mathcal{T}^{(k)} = \sum_{l=0}^k \tau_l (\mathcal{M}_{i_k} \cdots \mathcal{M}_{i_{l+1}}) \mathcal{V}_{i_l} \quad \text{with } \mathcal{V}_{i_0} = \begin{pmatrix} 0 \\ 1 \end{pmatrix}. \quad (\text{A4})$$

MFPT averaged over the sources of level k . Following the method developed in section ID, we make use of Eq. (23) and obtain:

$$\begin{aligned} \sum_{\text{paths}} \begin{pmatrix} a \\ b \end{pmatrix}^{(k)} &= 6^{n-1} [4 - 2^{-k}] \begin{pmatrix} -1 \\ 1 \end{pmatrix} \\ &+ \frac{6^n}{5} [4 \times 3^k - 3 \times 2^{-(k+1)}] \begin{pmatrix} 1 \\ 1 \end{pmatrix} \end{aligned} \quad (\text{A5})$$

As a result of the indexation scheme that has been chosen, $S^{(k)} = \sum_{\text{paths}} b^{(k)}$; in other words the MFPT summed over all sources of level k is equal to the 2nd coordinate of Eq. (A5). Therefore, using the fact that there are 3^k sources, one gets :

$$\overline{\langle T \rangle}^{(k)} = \frac{4}{5} 6^n \left[1 + \frac{5}{6 \times 3^k} - \frac{7}{2 \times 6^{k+1}} \right]. \quad (\text{A6})$$

For the particular case $k = n$, the latter expression gives the exact result derived in [10].

MFPT averaged over starting points of given connectivity. The nodes of the T-graph have connectivity $\kappa = 1$ or 3. It is possible to use (A5) to determine the MFPT averaged over all the $N_{\kappa=3}$ starting sites of connectivity $\kappa = 3$ (which of course gives access to the similar quantity for the starting sites of connectivity 1). Indeed, an examination of the labeling scheme applied to the entire network shows that the first coordinate of (A5) is equal to $2 N_{\kappa=3} \overline{\langle T \rangle}_{\kappa=3}^{(k)}$. Then, using the fact that $N_{\kappa=3} = \frac{3^k - 1}{2}$, one obtains :

$$\overline{\langle T \rangle}_{\kappa=3}^{(k)} = \frac{4}{5} 6^n \left[1 + \frac{1}{2 \times 3^{k+1}} \times \frac{1 - 2^{-k}}{1 - 3^{-k}} \right].$$

Appendix B: The (u, v) -flowers

In this section, we consider the case of the (u, v) -flower networks introduced in [25] as examples of deterministic scale-free networks, that are either fractal or small-world depending on the values of the two parameters u and v . The algorithm to build the (u, v) -flower networks is as follows: one starts (generation $n = 0$) with two sites connected by a link; generation $n + 1$ is obtained recursively by replacing each link by two parallel paths of respectively u and v links. In order to simplify some notations, we define $w \equiv u + v$, and take (without loss of generality) $u \leq v$. Examples of (1, 3) and (2, 2)-flowers are shown in Figure 9. Let us remark that the connectivity of a site is determined by its level: $\kappa_k = 2^{n-k+1}$ when $k \geq 1$ and $\kappa_0 = 2^n$.

We focus on the examples $(u = 1, v = 3)$, $(u = 2, v = 2)$ and $(u = 2, v = 3)$. As will be shown in Section B 1, the (1, 3)-flower is a transfractal (small-world) network, whereas the (1, 3) and (2, 3)-flowers are fractal networks. Note that the GMFPT for a target on level 0 was previously obtained by Zhang et al. [12] in the cases (1, 3) and (2, 2) flowers. We show here that the MFPT can be obtained for any (u, v) -flower network for any starting site, and that averages over different classes of starting sites can be obtained.

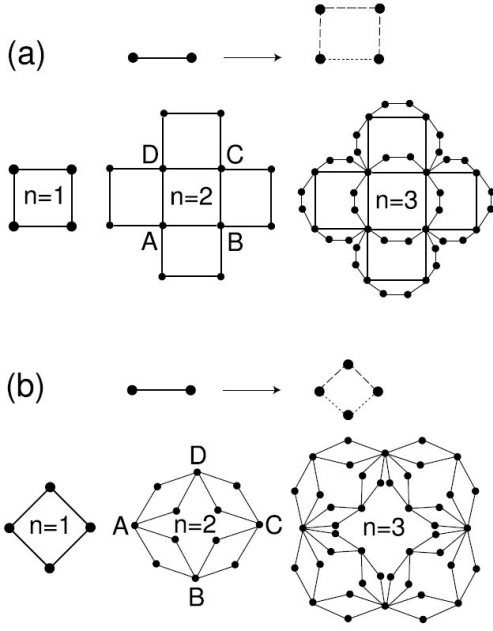


FIG. 9: Renormalization scheme for two (u, v) -flower networks : (a) $u = 1, v = 3$; (b) $u = 2, v = 2$. Figure reproduced from [19].

1. General properties of the (u, v) flowers

The number of links of level k is w^k and the number of sites of level k is given by [25]:

$$N_k = \frac{w-2}{w-1} w^k + \frac{w}{w-1}. \quad (\text{B1})$$

The value of the parameter u splits the scaling of the diameter R with respect to n into two distinct cases:

$$R \sim \begin{cases} (v-1)n & \text{for } u = 1, \\ u^n & \text{for } u \geq 2. \end{cases} \quad (\text{B2})$$

Therefore, when $u = 1$, the network is a small-world. When $u \geq 2$, it is a fractal network, and its fractal dimension is obtained by combining equations (B1) and (B2):

$$d_f = \frac{\ln(u+v)}{\ln u}. \quad (\text{B3})$$

Crossing time. Following the method presented in Section IC, we find a general formula for τ_k :

$$\tau_k = \left(\frac{u+v}{2 - \frac{u-1}{u} - \frac{v-1}{v}} \right)^{n-k}. \quad (\text{B4})$$

This result holds also for $u = 1$.

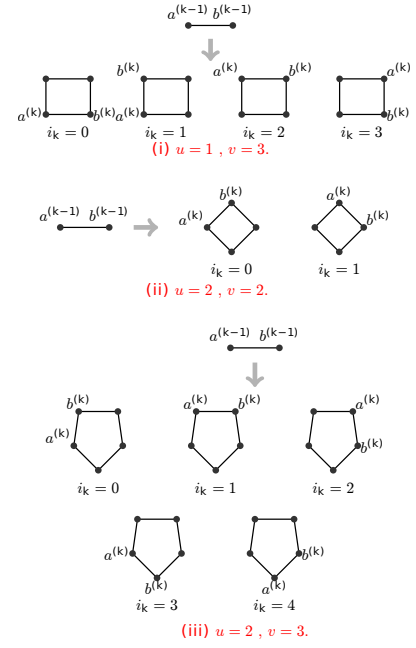


FIG. 10: Color online. (u, v) -flower networks : indexes.

2. (1, 3)-flower

We first study the case $u = 1, v = 3$, as an example of small world network. Figure 10 (i) shows the labeling scheme that has been chosen. We find that $\tau_k = 3^{n-k}$ and:

$$\mathcal{M}_0 = \begin{pmatrix} 1 & 0 \\ 0 & 1 \end{pmatrix}, \quad \mathcal{M}_1 = \begin{pmatrix} 1 & 0 \\ 2/3 & 1/3 \end{pmatrix},$$

$$\mathcal{M}_2 = \begin{pmatrix} 2/3 & 1/3 \\ 1/3 & 2/3 \end{pmatrix}, \quad \mathcal{M}_3 = \begin{pmatrix} 1/3 & 2/3 \\ 0 & 1 \end{pmatrix}, \quad (\text{B5})$$

$$\mathcal{V}_0 = \begin{pmatrix} 0 \\ 0 \end{pmatrix}, \quad \mathcal{V}_1 = \begin{pmatrix} 0 \\ 2 \end{pmatrix}, \quad \mathcal{V}_2 = \begin{pmatrix} 2 \\ 2 \end{pmatrix}, \quad \mathcal{V}_3 = \begin{pmatrix} 2 \\ 0 \end{pmatrix} \quad (\text{B6})$$

It is then possible to calculate exactly the splitting probabilities and MFPTs for any starting site on the network.

MFPT averaged over starting sites of level k . We assume that the target is located at $a^{(0)}$ in level 0, and we apply the method developed in Sections ID (derivation of $\sum_{paths} \mathcal{T}^{(k)}$) and IIA (subtraction of branches repetitions). We first use formula (23) with $\mathcal{T}^{(0)} = \begin{pmatrix} 0 \\ 3^n \end{pmatrix}$ to derive

$$\sum_{paths} \mathcal{T}^{(k)} = 3^n \left[2^{k-1} \begin{pmatrix} -1 \\ 1 \end{pmatrix} + 4^k \left(1 - \frac{1}{2 \times 3^k} \right) \begin{pmatrix} 1 \\ 1 \end{pmatrix} \right]. \quad (\text{B7})$$

We then focus on the 2nd coordinate of the latter expression, but we need to take care of the fact that branches $i_k = 0$ and $i_k = 3$ generate two contributions of the same source $b^{(k)}$: a way to avoid this repetition is to subtract the same quantity for all the levels lower than k , just like

in Eq. (35) (with $x = 1$). We then get:

$$(N_k - 1) \overline{\langle T \rangle}^{(k)} = 2 \times 3^{n-1} 4^k + 3^{n-k} 4^k - 2 \times 3^{n-1} \quad (\text{B8})$$

with $N_k = \frac{2}{3} (4^k + 2)$. For the particular case $k = n$, the latter expression is in agreement with [12].

3. (2,2)-flower

In this example we find $\tau_k = 4^{n-k}$ and:

$$\mathcal{M}_0 = \begin{pmatrix} 1 & 0 \\ 1/2 & 1/2 \end{pmatrix}, \quad \mathcal{M}_1 = \begin{pmatrix} 1/2 & 1/2 \\ 0 & 1 \end{pmatrix}, \quad (\text{B9})$$

$$\mathcal{V}_0 = \begin{pmatrix} 0 \\ 1 \end{pmatrix}, \quad \mathcal{V}_1 = \begin{pmatrix} 1 \\ 0 \end{pmatrix}. \quad (\text{B10})$$

It is then possible to calculate exactly the splitting probabilities and MFPTs for any starting site on the network.

MFPT averaged over starting sites of level k. Again, the target is located on $a^{(0)}$ and $\mathcal{T}^{(0)} = \begin{pmatrix} 0 \\ 4^n \end{pmatrix}$. The repeted branches must be taken into account: the method has been given in Section II A. Here $\nu_0 = \nu_1 = 2$. Using formula (33) we get:

$$\sum_{\text{paths}} \mathcal{T}^{(k)} = 4^n \left[2^{k-1} \begin{pmatrix} -1 \\ 1 \end{pmatrix} + \frac{1}{6} (4^{k+1} - 1) \begin{pmatrix} 1 \\ 1 \end{pmatrix} \right]. \quad (\text{B11})$$

Then we focus on the 2nd coordinate of the latter expression, and apply equation (35):

$$(N_k - 1) \overline{\langle T \rangle}^{(k)} = \frac{4^n}{18} [2 \times 4^{k+1} + 3k + 10] \quad (\text{B12})$$

with $N_k = \frac{2}{3} (4^k + 2)$. For the particular case $k = n$, the latter expression is in agreement with [12].

4. (2,3)-flower

The flower of parameters $u = 2$, $v = 3$, is a fractal network characterized by $\tau_k = 6^{n-k}$. Figure 10 (iii) shows

the chosen labeling scheme. One finds

$$\mathcal{M}_0 = \begin{pmatrix} 1 & 0 \\ 2/3 & 1/3 \end{pmatrix}, \quad \mathcal{M}_1 = \begin{pmatrix} 2/3 & 1/3 \\ 1/3 & 2/3 \end{pmatrix}, \quad (\text{B13})$$

$$\mathcal{M}_2 = \begin{pmatrix} 1/3 & 2/3 \\ 0 & 1 \end{pmatrix},$$

$$\mathcal{M}_3 = \begin{pmatrix} 1 & 0 \\ 1/2 & 1/2 \end{pmatrix}, \quad \mathcal{M}_4 = \begin{pmatrix} 1/2 & 1/2 \\ 0 & 1 \end{pmatrix},$$

$$\mathcal{V}_0 = \begin{pmatrix} 0 \\ 2 \end{pmatrix}, \mathcal{V}_1 = \begin{pmatrix} 2 \\ 2 \end{pmatrix}, \quad \mathcal{V}_2 = \begin{pmatrix} 2 \\ 0 \end{pmatrix},$$

$$\mathcal{V}_3 = \begin{pmatrix} 0 \\ 1 \end{pmatrix}, \quad \mathcal{V}_4 = \begin{pmatrix} 1 \\ 0 \end{pmatrix}. \quad (\text{B14})$$

It is then possible to calculate exactly the splitting probabilities and MFPTs for any starting site on the network.

MFPT averaged over starting sites of level k. The target is located on $a^{(0)}$. We again apply formula (23) with $\mathcal{T}^{(0)} = \begin{pmatrix} 0 \\ 6^n \end{pmatrix}$ and find :

$$\sum_{\text{paths}} \mathcal{T}^{(k)} = 6^n \left[2^{k-1} \begin{pmatrix} -1 \\ 1 \end{pmatrix} + 5^{k-1} \left(\frac{7}{2} - \frac{1}{6^k} \right) \begin{pmatrix} 1 \\ 1 \end{pmatrix} \right]. \quad (\text{B15})$$

Subtracting the same quantity for all the levels lower than k (see Eq. (35)) finally yields:

$$(N_k - 1) \overline{\langle T \rangle}^{(k)} = 6^n \left[\frac{21}{8} 5^{k-1} - 7 \times 5^{k-1} 6^{-k} + \frac{15}{8} \right] \quad (\text{B16})$$

with $N_k = \frac{3 \times 5^k + 5}{4}$.

Acknowledgement

EA is grateful to the Italian Foundation ‘‘Angelo della Riccia’’ for financial support. The research belongs to the strategy of exploration funded by the FIRB project RBF08EKEV which is acknowledged.

-
- [1] S. Redner, *A Guide to First-passage Processes* (Cambridge University Press, 2007), 1st ed., ISBN 0521036917.
- [2] D. Ben-Avraham and S. Havlin, *Diffusion and reactions in fractals and disordered systems* (Cambridge University Press, 2000).
- [3] R. Albert and A.-L. Barabasi, *Reviews of Modern Physics* **74**, 47 (2001), cond-mat/0106096.
- [4] S. N. Dorogovtsev, A. V. Goltsev, and J. F. F. Mendes, *Reviews of Modern Physics* **80**, 1275 (2008).
- [5] A. Barrat, M. Barthél my, and A. Vespignani, *Dynamical processes in complex networks* (Cambridge University Press, New-York, 2008).
- [6] D. Aldous and J. Fill, *Reversible Markov chains and random walks on graphs* (<http://www.stat.berkeley.edu/users/aldous/RWG/book.html>, 1999).
- [7] J. D. Noh and H. Rieger, *Physical Review Letters* **92**, 118701 (2004).
- [8] J. J. Kozak and V. Balakrishnan, *Phys. Rev. E* **65**, 021105 (2002).
- [9] V. Sood, S. Redner, and D. ben Avraham, *Journal of Physics A: Mathematical and General* **38**, 109 (2005).
- [10] E. Agliari, *Phys. Rev. E* **77**, 011128 (2008).
- [11] C. P. Haynes and A. P. Roberts, *Phys. Rev. E* **78**, 041111

- (2008).
- [12] Z. Zhang, W. Xie, S. Zhou, M. Li, and J. Guan, Phys. Rev. E **80**, 061111 (2009).
- [13] V. Tejedor, O. Bénichou, and R. Voituriez, Physical Review E **80**, 065104 (2009).
- [14] B. Kahng and S. Redner, Journal of Physics A: Mathematical and General **22** (1989).
- [15] E. M. Boltt and D. ben Avraham, New Journal of Physics **7**, 26 (2005).
- [16] S. Condamin, O. Benichou, V. Tejedor, R. Voituriez, and J. Klafter, Nature **450**, 77 (2007).
- [17] O. Bénichou, B. Meyer, V. Tejedor, and R. Voituriez, Phys. Rev. Lett. **101**, 130601 (2008).
- [18] O. Bénichou, C. Chevalier, B. Meyer, and R. Voituriez, Nature Chemistry **2**, 472 (2010).
- [19] H. D. Rozenfeld, S. Havlin, and D. ben Avraham, New Journal of Physics **9**, 175 (2007).
- [20] E. Ravasz, A. L. Somera, D. A. Mongru, Z. N. Oltvai, and A.-L. Barabási, Science **297**, 1551 (2002).
- [21] M. Girvan and M. E. J. Newman, Proceedings of the National Academy of Sciences **99**, 7821 (2002), <http://www.pnas.org/content/99/12/7821.full.pdf+html>.
- [22] E. Ravasz and A.-L. Barabási, Phys. Rev. E **67**, 026112 (2003).
- [23] C. Song, S. Havlin, and H. A. Makse, Nature Physics **2**, 275 (2006).
- [24] L. K. Gallos, C. Song, S. Havlin, and H. A. Makse, PNAS **104**, 7746 (2007).
- [25] H. D. Rozenfeld and D. ben Avraham, Phys. Rev. E **75**, 061102 (2007).
- [26] A.-L. Barabási, E. Ravasz, and T. Vicsek, Physica A: Statistical Mechanics and its Applications **299**, 559 (2001).
- [27] K. Iguchi and H. Yamada, Phys. Rev. E **71**, 036144 (2005).
- [28] E. Agliari and R. Burioni, Phys. Rev. E **80**, 031125 (2009).
- [29] E. Agliari, R. Burioni, and A. Manzotti, Phys. Rev. E **82**, 011118 (2010).
- [30] Z. Zhang, Y. Lin, S. Gao, S. Zhou, and J. Guan, Journal of Statistical Mechanics: Theory and Experiment p. P10022 (2009).
- [31] Z. Zhang, Y. Lin, S. Gao, S. Zhou, J. Guan, and M. Li, Phys. Rev. E **80**, 051120 (2009).
- [32] Z. Zhang and Y. Lin, Journal of Statistical Mechanics: Theory and Experiment p. P12017 (2010).
- [33] Z. Zhang, S. Zhou, and T. Zou, Eur. Phys. J. B **56**, 259 (2007).
- [34] J. C. Nacher, N. Ueda, M. Kanehisa, and T. Akutsu, Phys. Rev. E **71**, 036132 (2005).
- [35] F. Fouss, A. Pirotte, J.-M. Renders, and M. Saerens, Knowledge and Data Engineering, IEEE Transactions on **19**, 355 (2007).
- [36] O. Bénichou, C. Loverdo, M. Moreau, and R. Voituriez, Reviews of Modern Physics **83** (2011).
- [37] O. Benichou, C. Loverdo, M. Moreau, and R. Voituriez, Physical Chemistry Chemical Physics **10**, 7059 (2008).
- [38] For the graph under study the clustering coefficient should be defined according to the number of squares rather than triangles since the graph is devoid of triangles.
- [39] In order to shrink the notation, in the expression $T_m(r_n, H)$ or $T_m(H, r_n)$, the point referred to as H represents the main hub of the (sub)graph of generation m , whatever $n \leq m$.
- [40] When i and j share the same level, the intermediate hub is not univocally defined and these arguments do not apply.